

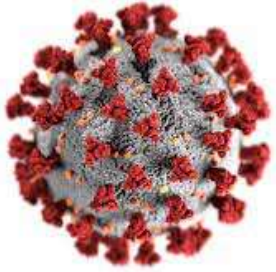
TCBA

2022

Twentieth Century Baseball Association

2022

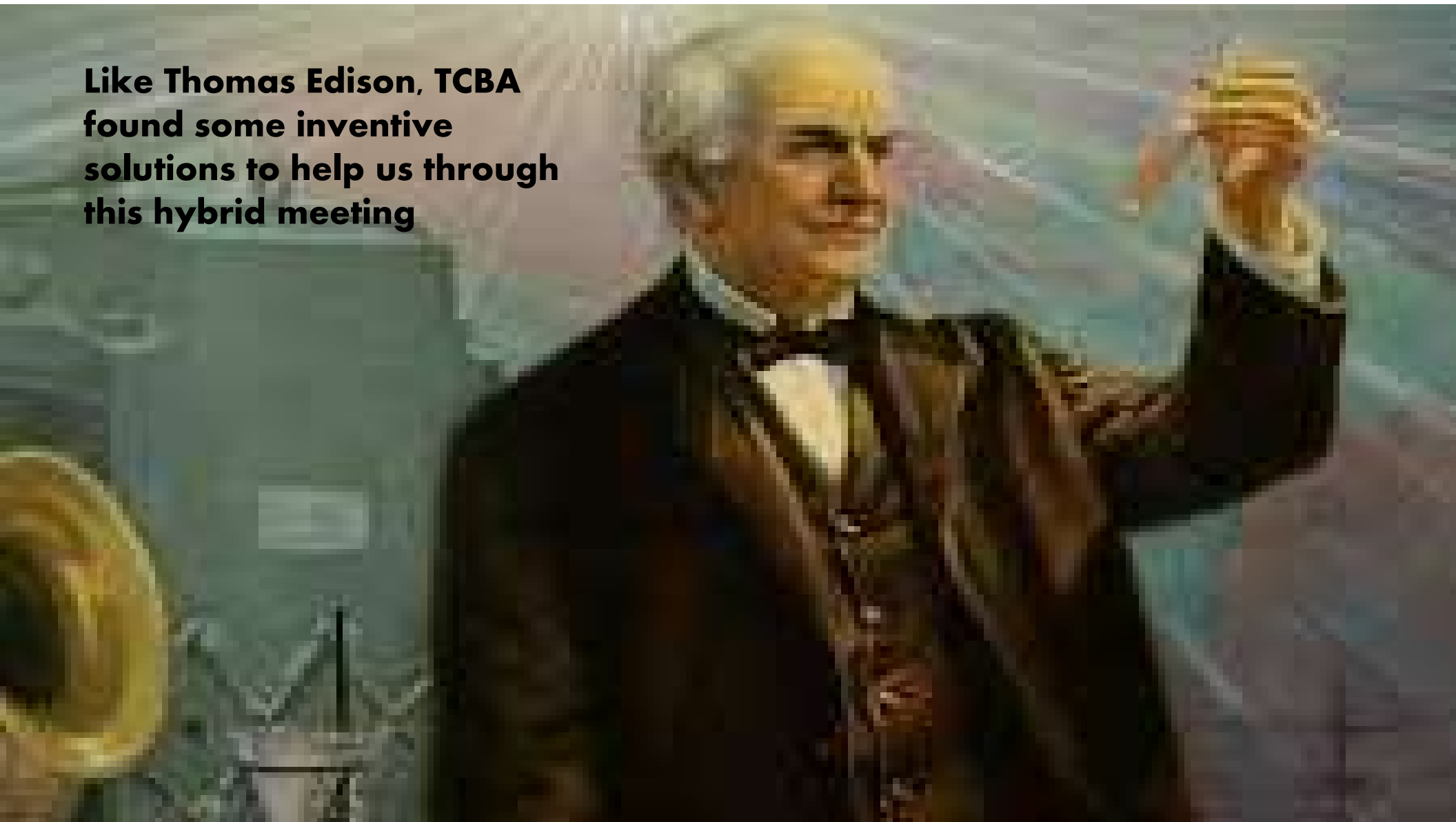




zoom

Due to CoVid concerns TCBA held a Hybrid Convention in 2022 at the Harrisburg Holiday Inn using Zoom. Thirteen managers were present, with the rest remotely linked “live” for our Rookie Auction and Free Agent Draft.

**Like Thomas Edison, TCBA
found some inventive
solutions to help us through
this hybrid meeting**




Steve Lyon produced an Excel spreadsheet to track cash totals and rookie bidding!

Copy of TCBA Auction Spreadsheet 2022 [Protected View] - Excel

	A	B	C	D	E	F	G	H	I	J	K	L
	Current	Start	Rookie 1	Rookie 2	Rookie 3	Rookie 4	Rookie 5	Rookie 6				
2	Hor'shoe Bay	324	365	41								
3	Hereford	33	169	100	36					B-1 Jarred Kelenic	I-23 Shane McClanahan	
4	Mimosa	10	237	46	32	81	68			B-2 Luis H. Garcia	I-24 Josiah Gray	
5	Newark	0	0							B-3 Akil Baddoo	I-25 Tony Santillan	
6	Scranton	139	264	125						B-4 Wander Franco	I-26 James Kaprielian	
7	Long Island	124	465	250	32	25	34			B-5 David Bednar	I-27 Patrick Wisdom	
8	Grand Rapids	58	211	15	103	35				B-6 Michael Kopech	I-28 Brandon Marsh	
9	Bethesda	194	346	27	125					B-7 Jonathan India	I-29 Phil Bickford	
10	Gunpowder	8	126	8	50	24	36			B-8 Alek Manoah	I-30 Matt Manning	
11	Hamilton	39	125	72	14					B-9 Garrett Crochet	N-31 Frank Schwindel	
12	Evanston	77	133	13	19	24				B-10 Alejandro Kirk	N-32 Ha-Seong Kim	
13	Rochester	0	83	51	32					B-11 Vladimir Gutierrez	N-33 Camilo Doval	
14	Silver Spring	41	167	126						B-12 William Contreras	N-34 Alex Kiriloff	
15	Morgantown	100	121	14	7					B-13 Tyler Stephenson	N-35 Ryan Weathers	
16	Hilton Head	147	223	76						B-14 Logan Gilbert	N-36 Edmundo Sosa	
17	Bradenton	73	152	32	47					B-15 Keibert Ruiz	N-37 Cole Irvin	
18	Waukesha	0	22	22						I-16 Garrett Whitlock	N-38 Andrew Vaughn	
19	Fargo	327	343	16						I-17 Adolis Garcia	N-39 Mitch White	
20	West Coast	29	69	13	27					I-18 Jesus Sanchez	N-40 Alex Vesia	
21	Edinburgh	0	72	72						I-19 Jarren Duran	N-41 Taylor Walls	
22	Beacon	115	115							I-20 Joe Barlow	N-42 Nick Gordon	
23	Farmington	25	110	70	15					I-21 Yermin Mercedes		
24	Eastport	27	85	58						I-22 Rodolfo Castro		
25	Innisfree	0	0									

Ready

Copy of TCBA Auction Spreadsheet 2022 [Protected View] - Excel

	A	B	C	D	E	F	G	H	I	J	K	L	M	N	O	P	Q	R	S	T	U	V	W	X	Y	Z	AA	AB	AC	AD	AE	AF	AG	
1	Rookie:	Wander Franco										\$	250										Back to Cash											
2	Nominated By:	HA										Rotation:											Winner:											
3	Team	Cash	Bid	Bid	Bid	Bid	Bid	Bid	Bid	Bid	Bid	Bid	Bid	Bid	Bid	Bid	Bid	Bid	Bid	Bid	Bid	Bid	Bid	Bid	Bid	Bid	Bid	Bid	Bid	Bid	Bid	Bid		
4	Innisfree	0																																
5	Eastport	27																																
6	Farmington	25																																
7	Beacon	115																																
8	Edinburgh	0																																
9	West Coast	29																																
10	Fargo	327																																
11	Waukesha	0																																
12	Bradenton	73																																
13	Hilton Head	147																																
14	Morgantown	100																																
15	Silver Spring	41																																
16	Rochester	0																																
17	Evanston	77																																
18	Hamilton	39																																
19	Gunpowder	8																																
20	Bethesda	194																																
21	Grand Rapids	58																																
22	Long Island	124																																
23	Scranton	139																																
24	Newark	0																																
25	Mimosa	10																																
26	Hereford	33																																
27	Hor'shoe Bay	324																																
28																																		
29																																		
30																																		
31																																		
32																																		
33																																		
34																																		
35																																		

Ready

Tampa Bay - SS-3B
 BB TR
 5' 10" 189 lb
 3/1/2001
 SSB
 497 PR
 288/347/463



Jim LaFargue served as Auctioneer
 Mike Mancini randomized the Bingo balls



\$250-LI Wander Franco Akil Baddoo \$72-ES	\$126-SI Jonathan India Keibert Ruiz \$72-HA	\$125-BT Alek Manoah Jarred Kelenic \$70-FR	\$125-SS Shane McClanahan Alejandro Kirk \$68-MI	\$103-GC Tyler Stephenson Cole Irvin \$58-EA	\$100-HH Luis H. Garcia Frank Schwindel \$51-RO	\$81-MI Logan Gilbert Garrett Whitlock \$50-GU	\$76-HI Michael Kopech Josiah Gray \$46-MI
---	---	--	---	---	--	---	---





\$47-BR Andrew Vaughn Adolis Garcia \$32-MI	\$41-HO Alex Kirilloff Jesus Sanchez \$32-LI	\$36-HH David Bednar Yermin Mercedes \$27-WC	\$36-GU Jarred Duran Edmundo Sosa \$27-BT	\$35-GC Matt Manning Phil Bickford \$25-LI	\$34-LI Patrick Wisdom Joe Barlow \$24-GU	\$32-BR Garrett Crochet James Kaprielan \$24-EB	\$32-RO William Contreras Ryan Weathers \$22-WA
--	---	---	--	---	--	--	--





\$19-EB
Vladimir
Gutierrez

\$16-FF
Taylor
Walls

\$15-FR
Tony
Santillan

\$15-GC
Brandon
Marsh

\$14-HA
Alex
Vesia

Mitch
White
\$14-MR

Camilo
Doval
\$13-WC

Ha-Seong
Kim
\$13-EB

Nick
Gordon
\$8-GU

Rodolfo
Castro
\$7-MR



Forty-two (42) rookies drew a total of \$2,113,000 in winning bids by 21 different teams. They ranged from a low of \$7 (Castro, MR) to a high of \$250 (Franco, LI).

Gunpowder, Long Island and Mimosa signed 4 players. Beacon, Kilkenny and Newark signed none.

Avg Cost per Rookie - \$50,310
Avg spent per team - \$88,042
Avg spent-21 winners - \$100,619
Inflation \$2,865 income
- \$2,113 before waivers

Free Agents

AutoSave Manual Automatic

Book1 - Excel Frédéric LE GUEN

File Home Insert Page Layout Formulas **Data** Review View Developer Add-ins Help Inquire Power Pivot Tell me what you want to do Share

Get Data From Text/CSV From Web From Table/Range Recent Sources Existing Connections Refresh All Properties Edit Links Queries & Connections Stocks Geography Sort Filter Clear Reapply Advanced Text to Columns

	A	B	C	D	E	F	G
1							
2			Fred		Fred		
3			Mark		Mark		
4			Anita		Anita		
5			Sylvia		Sylvia		
6			John		John		
7							
8							
9							
10							
11							
12							
13							
14							
15							
16							
17							
18							

Jim McEneaney served as moderator and facilitator

Create dynamic dropdown list with Excel

Commissioner Frank Tedeschi added Drop Down boxes to display players selected

TEAM	Round #1		Round #2		Round #3		Round #4		Round #5		Round #6
Hor'shoe Bay	Ranger Suarez		Nick Sandlin		Zach Davies		Sam Hentges		Aramis Garcia		PASS
Hereford	Chris Flexen		Trevor Larnach		JT Chargos	HI	Brett Phillips		Jake Brentz		PASS
Mimosa	Bailey Ober	NE	Bailey Falter		Josh Taylor		Jose Alvarado		John King		Albert Pujols
Newark	Chas McCormick		Kyle Isbel		Keegan Thompson		Jorge Mateo		Tres Barrera		Ryan McKenna
Scranton	Tylor Megill	NE	Connor Joe		Hunter Strickland		Evan White		Erik Swanson		Chi Chi (Alex) Gonzalez
Long Island	Daniel Lynch	NE	Andy Ibanez		Art Warren		Austin Wynns	HI	Logan Allen		PASS
Grand Rapids	Zach Thompson		Bruce Zimmermann		Bobby Bradley		Andrew Knizner		Deolis Guerra		Duane Underwood
Bethesda	Collin McHugh		Rafael Ortega		Louis Head	HA	Matt M. Duffy		Carlos Martinez		Cole Tucker
Gunpowder	Anthony Bender		Clay Holmes		Wilmer Difo		Codi Heuer		Jason Castro		PASS
Hamilton	Bryse Wilson		Gavin Sheets		Lars Nootbaar		Jesse Chavez		PASS		PASS
Evanston	Eric Haase		Paul Sewald		Nabil Crismatt		Tyler Wells		Charlie Culberson		PASS
Rochester	Wily Peralta		Ramon Urias		Kevin Plawecki		Yadiel Hernandez		Wandy Peralta		PASS
Silver Spring	Jake Meyers		Riley Adams		Taylor Jones		Ronald Torreyes		Griffin Jax		Deivi Garcia
Morgantown	Reynaldo Lopez		Tyrone Taylor		J.P. Feyereisen		Matt Harvey		Blake Parker		Chasen Shreve
Hilton Head	Luis Rengifo		Jackson Kowar		Ben Rortvedt		Wyatt Mathisen		Taylor Trammell		Ryan Helsley
Bradenton	Ryan Burr		Lucas Luetge		Alcides Escobar		Rene Rivera		Hirokazu Sawamura		PASS
Waukesha	Jose Ruiz		Alex Lange		Jordan Sheffield		Kyle Funkhouser		Lucas Gilbreath		Emmanuel Rivera
Fargo	Dominic Leone		Bryan De La Cruz		Drew Smith		Joel Payamps		Keegan Akin		Luis A. (1-30-87) Garcia
West Coast	Eli Morgan		Max Kranick		Alexander Wells		Owen Miller		Justin Steele		Oscar Mercado
Edinburgh	Cal Raleigh	LI	Jace Peterson	GU	Brad Hand		Yonny Hernandez		Jake Faria		Albert Abreu
Beacon	Tim Mayza		Odubel Herrera	HI	Isan Diaz		Tanner Rainey	FF	Michael Lorenzen		Phil Maton
Farmington	Kyle Muller	WA	Paolo Espino		Jake Cousins		Jose Urena		Yonathan Daza		Zach McKinstry
Eastport	Taylor Hearn		Anthony Alford		Dom Nunez		Paul Blackburn		Steven Cishek		Kelvin Gutierrez
Innisfree	Alex Jackson		Jeff Hoffman		Luis Oviedo		Jorge Lopez		Archie Bradley		Bryan Shaw

	TEAM	7	Round #7	8	Round #8	9	Round #9	10	Round #10	Round #11	Round #12
3	Hor'shoe Bay										
4	Hereford										
5	Mimosa		PASS								
6	Newark		JC Mejia		Daniel Ponce de Leon		Phil Gosselin				
7	Scranton		PASS								
8	Long Island										
9	Grand Rapids		Caleb Smith		PASS						
0	Bethesda		PASS								
1	Gunpowder										
2	Hamilton										
3	Evanston										
4	Rochester										
5	Silver Spring		PASS								
6	Morgantown		Domingo Tapia		Alex Avila		PASS				
7	Hilton Head		PASS								
8	Bradenton		PASS								
9	Waukesha		PASS								
0	Fargo		Jake Fraley		Chris Owings		PASS				
1	West Coast		Justin Bruihi		Riley Smith		PASS				
2	Edinburgh		Charlie Barnes		Nick Maton		Kevan Smith		Edgar Santana	Ralph Garza	Andres Machado
3	Beacon		Ji-Man Choi		PASS						
4	Farmington		Kohei Arihara		Josh Sborz		PASS				
5	Eastport		Steven Okert		Josh VanMeter		Jimmy Nelson				
6	Innisfree		PASS								
7											
8											

Schedule

After a shortened season, we were all happy to be back to a regular 162 game schedule

SUN	MON	TUE	WED	THU	FRI	SAT



TCBA TODAY ML2021

Metro Division

	W	L	PCT	GB	Mg #	STRK	Last 10	Home	Away	1 Run	X-Inn	TY MD	TY CD	TY CAD	TY AD
Beacon Braves	117	45	.722	-	X	W 3	5- 5	61-20	56-25	29-22	15- 8	35-15	21- 9	23- 7	38-14
Bethesda Bambinos	105	57	.648	12.0	-	L 3	7- 3	54-27	51-30	30-18	16- 4	30-20	21- 9	19-11	35-17
Scranton Spanish Flies	102	60	.630	15.0	-	L 2	4- 6	52-29	50-31	38-21	11- 6	27-23	21- 9	20-10	34-18
Long Island Islanders	98	64	.605	19.0	-	W 2	7- 3	46-35	52-29	16-26	8-10	28-22	17-13	20-10	33-19
Eastport Athletics	67	95	.414	50.0	-	W 5	7- 3	30-51	37-44	13-17	3- 9	20-30	9-21	13-17	25-27
Newark Eagles	46	116	.284	71.0	-	L 15	0-10	25-56	21-60	9-22	5- 5	10-40	12-18	10-20	14-38

Central Division

Waukesha Freeman	101	61	.623	-	X	W 1	3- 7	60-21	41-40	29-26	11- 7	18-12	26-24	36-16	21- 9
Evanston Bees	95	67	.586	6.0	-	W 3	8- 2	49-32	46-35	27-25	8- 8	18-12	30-20	32-20	15-15
Morgantown Raiders	90	72	.556	11.0	-	L 2	4- 6	43-38	47-34	31-25	16- 7	12-18	26-24	34-18	18-12
Bradenton Buckeyes	87	75	.537	14.0	-	W 2	6- 4	41-40	46-35	28-17	9- 4	13-17	23-27	37-15	14-16
Mimosa Mirthmakers	80	82	.494	21.0	-	L 1	6- 4	33-48	47-34	17-25	4- 7	10-20	28-22	33-19	9-21
Horseshoe Bay Polos	54	108	.333	47.0	-	L 3	3- 7	25-56	29-52	17-24	4-12	8-22	17-33	22-30	7-23

Capitol Division

Gunpowder Ironmen	86	76	.531	-	X	L 2	5- 5	41-40	45-36	30-24	7-11	15-15	27-25	28-22	16-14
Hereford Highlanders	82	80	.506	4.0	-	L 1	8- 2	39-42	43-38	24-24	10- 6	13-17	22-30	29-21	18-12
Silver Spring Senators	68	94	.420	18.0	-	W 1	3- 7	37-44	31-50	16-26	4- 8	11-19	16-36	30-20	11-19
Hamilton Eh's	66	96	.407	20.0	-	L 1	4- 6	34-47	32-49	26-26	5- 6	16-14	17-35	21-29	12-18
Innisfree Dukes	62	100	.383	24.0	-	W 1	3- 7	32-49	30-51	14-18	8- 5	10-20	22-30	20-30	10-20
Edinburgh Scotsmen	58	104	.358	28.0	-	W 2	7- 3	28-53	30-51	16-24	2-12	10-20	14-38	22-28	12-18

Atlantic Division

Rochester Cheetahs	109	53	.673	-	X	W 4	6- 4	60-21	49-32	22-16	7- 6	32-20	20-10	27- 3	30-20
West Coast Wrecking Crew	97	65	.599	12.0	-	L 4	5- 5	45-36	52-29	33-24	12- 7	28-24	21- 9	16-14	32-18
Farmington River Rats	86	76	.531	23.0	-	W 4	7- 3	43-38	43-38	27-21	6- 9	23-29	16-14	18-12	29-21
Fargo Fungoes	82	80	.506	27.0	-	W 6	7- 3	47-34	35-46	23-20	4- 2	19-33	17-13	17-13	29-21
Hilton Head Hammerin' Hedgehogs	54	108	.333	55.0	-	L 5	1- 9	27-54	27-54	18-23	3-13	16-36	13-17	11-19	14-36
Grand Rapids Chicks	52	110	.321	57.0	-	L 4	4- 6	20-61	32-49	15-34	2- 8	15-37	9-21	12-18	16-34



TCBA TODAY ML2021

Metro Division

	BB	BT	SS	LI	EA	NE	WA	EB	MR	BR	MI	HO	GU	HH	SI	HA	ID	ES	RO	WC	FR	FF	HI	GC
Beacon Braves		7-3	6-4	6-4	9-1	7-3	4-1	3-2	4-1	2-3	4-1	4-1	4-1	4-1	4-1	3-2	5-0	3-2	6-2	6-3	7-2	8-1	3-5	8-1
Bethesda Bambinos	3-7		6-4	6-4	6-4	9-1	3-2	4-1	3-2	3-2	4-1	4-1	3-2	2-3	4-1	3-2	4-1	3-2	4-5	3-6	6-3	6-2	9-0	7-1
Scranton Spanish Flies	4-6	4-6		4-6	8-2	7-3	3-2	3-2	3-2	3-2	4-1	5-0	1-4	2-3	3-2	4-1	5-0	5-0	3-5	6-2	5-4	5-4	6-3	9-0
Long Island Islanders	4-6	4-6	6-4		6-4	8-2	2-3	1-4	1-4	4-1	5-0	4-1	3-2	3-2	4-1	3-2	4-1	3-2	5-4	4-4	5-3	7-2	6-3	6-3
Eastport Athletics	1-9	4-6	2-8	4-6		9-1	0-5	1-4	3-2	1-4	1-4	3-2	3-2	4-1	2-3	1-4	1-4	2-3	1-8	3-6	4-4	6-2	7-2	4-5
Newark Eagles	3-7	1-9	3-7	2-8	1-9		0-5	0-5	4-1	4-1	2-3	2-3	1-4	2-3	2-3	0-5	1-4	4-1	1-8	2-7	2-7	1-8	5-3	3-5

Central Division

Waukesha Freeman	1-4	2-3	2-3	3-2	5-0	5-0		3-7	3-7	6-4	5-5	9-1	6-3	4-4	6-2	6-3	7-2	7-2	4-1	2-3	4-1	2-3	4-1	5-0
Evanston Bees	2-3	1-4	2-3	4-1	4-1	5-0	7-3		6-4	5-5	5-5	7-3	2-6	5-4	7-2	7-2	4-4	7-2	2-3	0-5	3-2	4-1	4-1	2-3
Morgantown Raiders	1-4	2-3	2-3	4-1	2-3	1-4	7-3	4-6		5-5	6-4	4-6	5-4	6-3	6-3	7-2	5-3	5-3	1-4	3-2	3-2	3-2	4-1	4-1
Bradenton Buckeyes	3-2	2-3	2-3	1-4	4-1	1-4	4-6	5-5	5-5		3-7	6-4	5-4	5-4	6-2	6-2	6-3	9-0	2-3	1-4	2-3	2-3	4-1	3-2
Mimosa Mirthmakers	1-4	1-4	1-4	0-5	4-1	3-2	5-5	5-5	4-6	7-3		7-3	4-4	4-4	8-1	5-4	5-4	7-2	0-5	1-4	1-4	2-3	0-5	5-0
Horseshoe Bay Polos	1-4	1-4	0-5	1-4	2-3	3-2	1-9	3-7	6-4	4-6	3-7		3-6	6-3	3-6	4-4	3-6	3-5	1-4	2-3	1-4	0-5	1-4	2-3

Capitol Division

Gunpowder Ironmen	1-4	2-3	4-1	2-3	2-3	4-1	3-6	6-2	4-5	4-5	4-4	6-3		4-6	5-5	5-5	7-3	7-3	1-4	2-3	4-1	3-2	3-2	3-2
Hereford Highlanders	1-4	3-2	3-2	2-3	1-4	3-2	4-4	4-5	3-6	4-5	4-4	3-6	6-4		5-5	6-4	6-4	6-4	0-5	3-2	4-1	2-3	4-1	5-0
Silver Spring Senators	1-4	1-4	2-3	1-4	3-2	3-2	2-6	2-7	3-6	2-6	1-8	6-3	5-5	5-5		6-4	8-2	6-4	0-5	2-3	2-3	2-3	4-1	1-4
Hamilton Eh's	2-3	2-3	1-4	2-3	4-1	5-0	3-6	2-7	2-7	2-6	4-5	4-4	5-5	4-6	4-6		4-6	4-6	0-5	1-4	0-5	3-2	3-2	5-0
Innisfree Dukes	0-5	1-4	0-5	1-4	4-1	4-1	2-7	4-4	3-5	3-6	4-5	6-3	3-7	4-6	2-8	6-4		5-5	0-5	3-2	1-4	2-3	2-3	2-3
Edinburgh Scotsmen	2-3	2-3	0-5	2-3	3-2	1-4	2-7	2-7	3-5	0-9	2-7	5-3	3-7	4-6	4-6	6-4	5-5		2-3	3-2	1-4	1-4	3-2	2-3

Atlantic Division

Rochester Cheetahs	2-6	5-4	5-3	4-5	8-1	8-1	1-4	3-2	4-1	3-2	5-0	4-1	4-1	5-0	5-0	5-0	5-0	3-2		6-4	5-5	5-5	7-3	7-3
West Coast Wrecking Crew	3-6	6-3	2-6	4-4	6-3	7-2	3-2	5-0	2-3	4-1	4-1	3-2	3-2	2-3	3-2	4-1	2-3	2-3	4-6		8-2	5-5	7-3	8-2
Farmington River Rats	2-7	3-6	4-5	3-5	4-4	7-2	1-4	2-3	2-3	3-2	4-1	4-1	1-4	1-4	3-2	5-0	4-1	4-1	5-5	2-8		7-3	7-3	8-2
Fargo Fungoes	1-8	2-6	4-5	2-7	2-6	8-1	3-2	1-4	2-3	3-2	3-2	5-0	2-3	3-2	3-2	2-3	3-2	4-1	5-5	5-5	3-7		9-1	7-3
Hilton Head Hammerin' Hedgehogs	5-3	0-9	3-6	3-6	2-7	3-5	1-4	1-4	1-4	1-4	5-0	4-1	2-3	1-4	1-4	2-3	3-2	2-3	3-7	3-7	3-7	1-9		4-6
Grand Rapids Chicks	1-8	1-7	0-9	3-6	5-4	5-3	0-5	3-2	1-4	2-3	0-5	3-2	2-3	0-5	4-1	0-5	3-2	3-2	3-7	2-8	2-8	3-7	6-4	

24 Teams	AVG	OBP	SLG	G	AB	H	2B	3B	HR	R	R/G	SO	BB	LOB	SB	CS	SBP
Rochester Cheetahs	.272	.346	.478	162	5625	1532	296	22	272	959	5.9	1400	595	1140	103	31	76.9
Beacon Braves	.264	.320	.432	162	5648	1491	299	36	193	817	5.0	1221	436	1026	155	34	82.0
West Coast Wrecking Crew	.263	.330	.461	162	5647	1484	259	20	273	861	5.3	1357	531	1106	78	21	78.8
Farmington River Rats	.253	.317	.415	162	5597	1417	257	19	203	752	4.6	1240	472	1114	39	6	86.7
Scranton Spanish Flies	.251	.323	.411	162	5638	1417	286	19	193	795	4.9	1354	566	1163	134	20	87.0
Gunpowder Ironmen	.251	.317	.412	162	5665	1423	310	20	187	778	4.8	1357	530	1114	73	18	80.2
Evanston Bees	.251	.313	.447	162	5638	1416	325	21	246	844	5.2	1279	485	1039	138	23	85.7
Fargo Fungoes	.248	.327	.410	162	5455	1353	255	26	193	733	4.5	1383	600	1175	63	10	86.3
Bethesda Bambinos	.247	.325	.433	162	5667	1401	287	20	242	807	5.0	1523	599	1189	68	15	81.9
Hereford Highlanders	.246	.314	.436	162	5574	1369	214	12	275	732	4.5	1525	455	1083	22	11	66.7
Long Island Islanders	.246	.323	.441	162	5619	1380	269	24	260	842	5.2	1442	565	1127	73	21	77.7
Waukesha Freeman	.245	.312	.402	162	5482	1343	249	22	189	719	4.4	1333	485	1082	83	11	88.3
Grand Rapids Chicks	.244	.304	.409	162	5608	1366	267	21	206	692	4.3	1451	433	1090	59	27	68.6
Hamilton Eh's	.240	.298	.375	162	5510	1323	248	16	154	618	3.8	1410	426	1063	118	40	74.7
Eastport Athletics	.240	.311	.398	162	5509	1321	259	10	197	689	4.3	1454	560	1123	60	26	69.8
Mimosa Mirthmakers	.240	.315	.410	162	5533	1326	274	16	213	767	4.7	1411	540	1117	73	19	79.3
Horseshoe Bay Polos	.239	.307	.408	162	5557	1326	289	20	205	717	4.4	1397	512	1097	39	8	83.0
Silver Spring Senators	.238	.312	.398	162	5522	1314	251	17	200	740	4.6	1400	555	1107	68	22	75.6
Morgantown Raiders	.237	.320	.414	162	5526	1310	289	28	211	738	4.6	1420	569	1134	90	31	74.4
Innisfree Dukes	.232	.304	.367	162	5407	1255	211	22	159	606	3.7	1276	496	1105	54	13	80.6
Bradenton Buckeyes	.229	.292	.399	162	5446	1246	249	11	219	631	3.9	1467	425	1039	71	25	74.0
Edinburgh Scotsmen	.228	.296	.390	162	5479	1251	299	27	177	690	4.3	1396	477	1036	77	11	87.5
Newark Eagles	.219	.287	.354	162	5494	1201	208	14	169	581	3.6	1564	493	1110	17	5	77.3
Hilton Head Hammerin' Hedgehogs	.209	.289	.346	162	5418	1132	201	23	165	577	3.6	1695	552	1096	42	11	79.2
TCBA TODAY ML2021	.243	.313	.411	1944	133264	32397	6351	486	5001	17685	9.1	33755	12357	26475	1797	459	79.7

24 Teams	ERA	G	CG	SHO	QS	SV	IP	H	R	ER	HR	SO	BB	HB	WP	BK	OBA
Beacon Braves	2.71	162	6	5	85	65	1490.0	1007	477	448	193	1446	416	59	20	1	.189
Waukesha Freeman	2.95	162	5	3	101	46	1453.0	1066	559	476	171	1399	491	51	16	4	.202
Bethesda Bambinos	3.16	162	6	5	98	54	1485.2	1171	575	521	202	1445	423	49	12	2	.214
Long Island Islanders	3.27	162	28	10	95	41	1478.0	1191	605	537	201	1448	410	48	15	0	.217
Scranton Spanish Flies	3.32	162	1	1	76	47	1468.0	1150	578	541	191	1426	490	53	23	1	.214
Bradenton Buckeyes	3.32	162	20	11	82	48	1454.2	1134	624	537	185	1421	434	80	28	1	.209
Rochester Cheetahs	3.49	162	17	7	62	46	1451.0	1175	618	563	188	1402	520	56	13	2	.218
Morgantown Raiders	3.69	162	11	8	68	40	1478.1	1273	665	606	177	1416	528	59	24	0	.229
Hereford Highlanders	3.85	162	11	6	78	53	1459.1	1289	709	624	178	1493	511	66	29	3	.234
Evanston Bees	3.91	162	14	7	86	39	1465.0	1345	706	637	209	1498	512	64	15	2	.242
Farmington River Rats	3.96	162	2	1	83	49	1447.1	1314	719	637	187	1442	493	63	20	0	.239
Fargo Fungoes	4.00	162	8	4	79	38	1426.1	1384	742	634	206	1313	484	61	31	0	.251
Gunpowder Ironmen	4.05	162	10	6	63	43	1470.2	1442	746	661	205	1421	496	57	21	1	.253
Mimosa Mirthmakers	4.11	162	10	7	74	39	1444.2	1380	730	660	213	1362	476	56	23	1	.248
West Coast Wrecking Crew	4.19	162	10	4	81	54	1461.0	1515	747	680	186	1432	475	58	26	2	.265
Hamilton Eh's	4.39	162	9	4	71	33	1437.2	1362	774	701	231	1333	576	67	28	4	.247
Hilton Head Hammerin' Hedgehogs	4.57	162	28	6	74	22	1448.0	1478	829	736	240	1423	544	49	21	2	.260
Eastport Athletics	4.69	162	12	8	72	29	1442.1	1437	818	752	213	1369	573	83	25	1	.257
Silver Spring Senators	4.73	162	6	1	58	30	1436.2	1382	856	755	270	1482	593	73	23	1	.249
Innisfree Dukes	4.85	162	14	8	69	28	1429.2	1477	882	771	230	1316	600	73	29	1	.264
Edinburgh Scotsmen	4.95	162	17	4	66	23	1436.1	1579	886	790	215	1357	529	56	21	0	.276
Newark Eagles	5.15	162	26	8	55	12	1437.1	1580	922	822	247	1356	625	75	25	3	.276
Horseshoe Bay Polos	5.18	162	22	3	44	26	1435.2	1684	967	827	227	1330	550	50	34	2	.289
Grand Rapids Chicks	5.25	162	13	3	64	26	1435.1	1582	951	837	236	1425	608	58	24	2	.277
TCBA TODAY ML2021	4.07	1944	306	130	1784	931	34872.0	32397	17685	15753	5001	33755	12357	1464	546	36	.243



24 Teams	FLD	G	PO	A	E	DP	TP	PB	OSB	OCS	OSBP	OSBA	DER	UER	UEP
Scranton Spanish Flies	.987	162	4404	1400	75	107	0	9	69	25	73.4	.423	.736	37	6.4
Morgantown Raiders	.987	162	4435	1450	79	115	0	10	59	15	79.7	.359	.713	59	8.9
Beacon Braves	.985	162	4470	1395	87	110	0	5	43	22	66.2	.260	.766	29	6.1
Bethesda Bambinos	.984	162	4457	1424	93	112	0	7	58	18	76.3	.351	.734	54	9.4
Evanston Bees	.984	162	4395	1378	94	112	0	10	73	15	83.0	.448	.694	69	9.8
Rochester Cheetahs	.984	162	4353	1375	95	97	0	11	75	16	82.4	.465	.726	55	8.9
Eastport Athletics	.984	162	4327	1475	97	100	0	24	77	19	80.2	.480	.684	66	8.1
Mimosa Mirthmakers	.984	162	4334	1458	97	108	0	9	86	21	80.4	.536	.694	70	9.6
Hamilton Eh's	.983	162	4313	1459	99	96	0	9	75	26	74.3	.470	.701	73	9.4
Newark Eagles	.982	162	4312	1524	104	115	0	9	106	19	84.8	.664	.664	100	10.8
West Coast Wrecking Crew	.982	162	4383	1389	106	124	0	15	107	19	84.9	.659	.664	67	9.0
Long Island Islanders	.982	162	4434	1426	108	108	0	7	41	26	61.2	.250	.725	68	11.2
Waukesha Freeman	.982	162	4359	1418	108	100	0	11	77	25	75.5	.477	.742	83	14.8
Hereford Highlanders	.981	162	4378	1337	109	111	0	6	76	27	73.8	.469	.695	85	12.0
Edinburgh Scotsmen	.980	162	4309	1506	116	115	0	21	121	21	85.2	.758	.658	96	10.8
Farmington River Rats	.980	162	4342	1418	116	131	0	5	37	17	68.5	.230	.691	82	11.4
Fargo Fungoes	.980	162	4279	1520	121	107	0	12	99	18	84.6	.625	.689	108	14.6
Innisfree Dukes	.979	162	4289	1539	125	138	0	14	93	17	84.5	.585	.676	111	12.6
Gunpowder Ironmen	.979	162	4412	1435	128	121	0	8	64	17	79.0	.392	.678	85	11.4
Hilton Head Hammerin' Hedgehogs	.978	162	4344	1428	130	110	0	9	32	7	82.1	.199	.675	93	11.2
Silver Spring Senators	.977	162	4310	1397	137	110	0	9	64	20	76.2	.401	.688	101	11.8
Grand Rapids Chicks	.976	162	4306	1463	140	125	0	7	106	17	86.2	.665	.651	114	12.0
Bradenton Buckeyes	.975	162	4364	1346	148	76	0	6	96	13	88.1	.594	.728	87	13.9
Horseshoe Bay Polos	.974	162	4307	1591	156	133	0	13	63	19	76.8	.395	.640	140	14.5
TCBA TODAY ML2021	.981	1944	104616	34551	2668	2681	0	246	1797	459	79.7	.464	.695	1932	10.9



U-TCBA22 - TCBA TODAY ML2021 - Summary

Batting	AVG	OBP	SLG	G	AB	H	2B	3B	HR	R	R/G	SO	BB	LOB	SB	CS	SBP	RRpW
TCBA TODAY ML2021	.243	.313	.411	1944	133264	32397	6351	486	5001	17685	9.1	33755	12357	26475	1797	459	79.7	10.07
Pitching	ERA	G	CG	SHO	QS	SV	IP	H	R	ER	HR	SO	BB	HB	WP	BK	OBA	
TCBA TODAY ML2021	4.07	1944	306	130	1784	931	34872.0	32397	17685	15753	5001	33755	12357	1464	546	36	.243	
Fielding	FLD	G	PO	A	E	DP	TP	PB	OSB	OCS	OSBP	OSBA	DER	UER	UERP			
TCBA TODAY ML2021	.981	1944	104616	34551	2668	2681	0	246	1797	459	79.7	.464	.695	1932	10.9			

2021

MLB TCBA COMPARISONS

.244 Avg .243

.317 OnB .313

.411 Slg .411

4.53 RPG 4.55

1.3 HR/9 1.3

3.3 BB/9 3.2

8.9 K/9 8.7

MLB TCBA

4.26 ERA 4.07

2.67 K/BB 2.73

.985 Fldg .981



TRIPLE PLAY

ZERO

Double, Double
Toil and

TROUBLE!

Horseshoe Bay turned 4 DP's in a game 4 times this year. Hereford and Innisfree each did it twice. Five others teams (BT, FR, HA, NE and RO) did it once apiece – 13 times overall.



**DOUBLE
PLAY**

Error!

Here's what you
did wrong...





**Four times this season
a player made Three
errors in a game**

**Brandon Drury
BT, 2B**

**Abraham Toro
HO, 3B**



**Alcides Escobar
BR, SS**

**Corey Seager
LI, SS**



The toughest day was May 28 when Ryan Mountcastle made FOUR errors in Left Field for Horseshoe Bay.





**THIS WILL TAKE
TEAM
EFFORT**

Horseshoe Bay had two games when they committed FIVE errors. Grand Rapids, Fargo and Farmington each did it once (a total of five games).

NO-HITTER

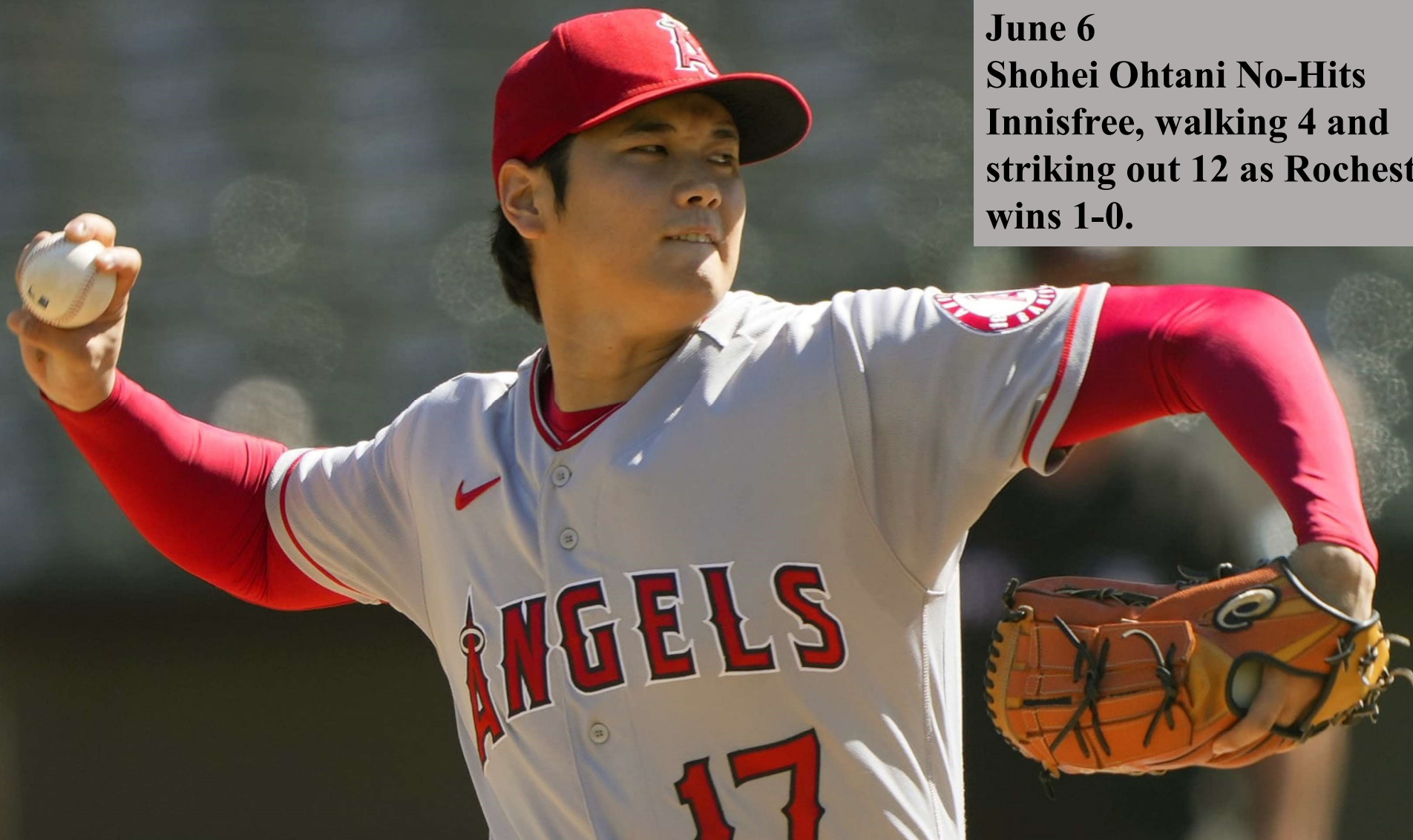




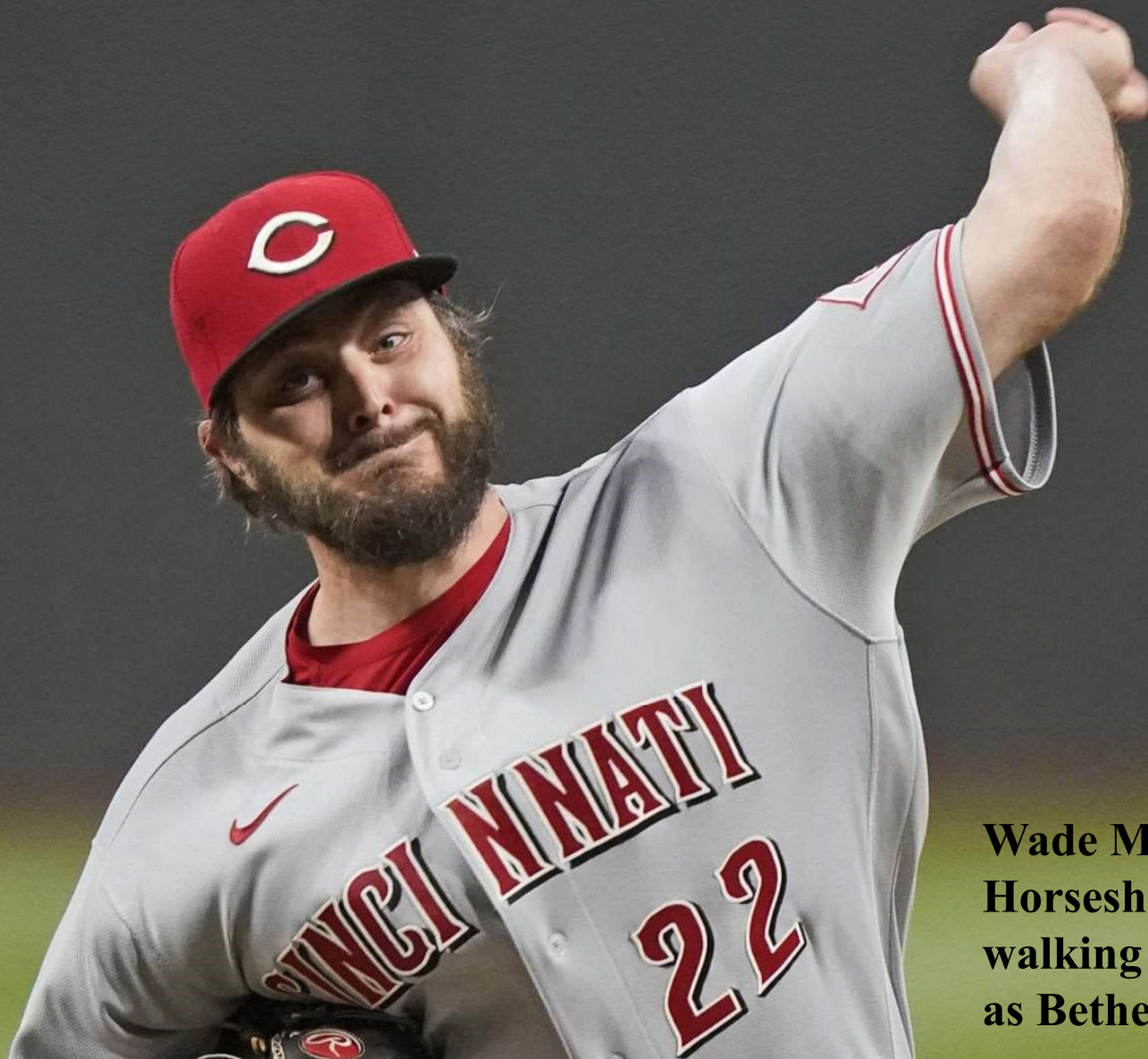
**May 3
Marcus Stroman No-Hits
Eastport, 2-0, walking one
and striking out nine for
Beacon.**



May 27
Shane McLanahan No-Hits
Mimosa 2-0, walking two
batters for Scranton.



June 6
Shohei Ohtani No-Hits
Innisfree, walking 4 and
striking out 12 as Rochester
wins 1-0.



**Wade Miley No-Hits
Horseshoe Bay, 11-0,
walking 2 and beaming 1
as Bethesda wins 11-0**



June 9
Brandon Woodruff No-Hits
Innisfree, 10-1, despite
walking 5 and enduring two
errors for Hilton Head



June 28
Frankie Montas No-Hits
Silver Spring, 5-0,
walking just 1 batter.

July 1

**Kyle Hendricks No-Hits Bradenton, 1-0,
walking just 1 hitter as Fargo wins 1-0.**






August 10
Nathan Eovaldi No-Hits Silver
Spring, walking 2 and facing only
28 batters as Evanston wins 8-0.



August 12
Kyle Freeland no-hits Silver
Spring, walking 3 and fanning 11
as Evanston wins, 9-0.

one-hit
wonders





We had eleven 1-hit complete games this year. Gerritt Cole (BB) threw two of them.

The others were thrown by Danny Duffy (MR), Dylan Cease (BR), Kwang Hyun Kim (RO), Joe Ross (HA), Chris Flexen (HH), Lance McCullers (MR), David Peterson (HO), Mike Foltyniewicz (HI) and Yusiel Kikuchi (FF)



22

**Combined
effort**

Beacon had 4 of them. Farmington, Long Island, Morgantown, Rochester and Waukesha each had two. BR, BT, EA, ES, FF, H, SI and SS had 1 each.

We also had TWENTY-TWO other 1-HIT combined games!

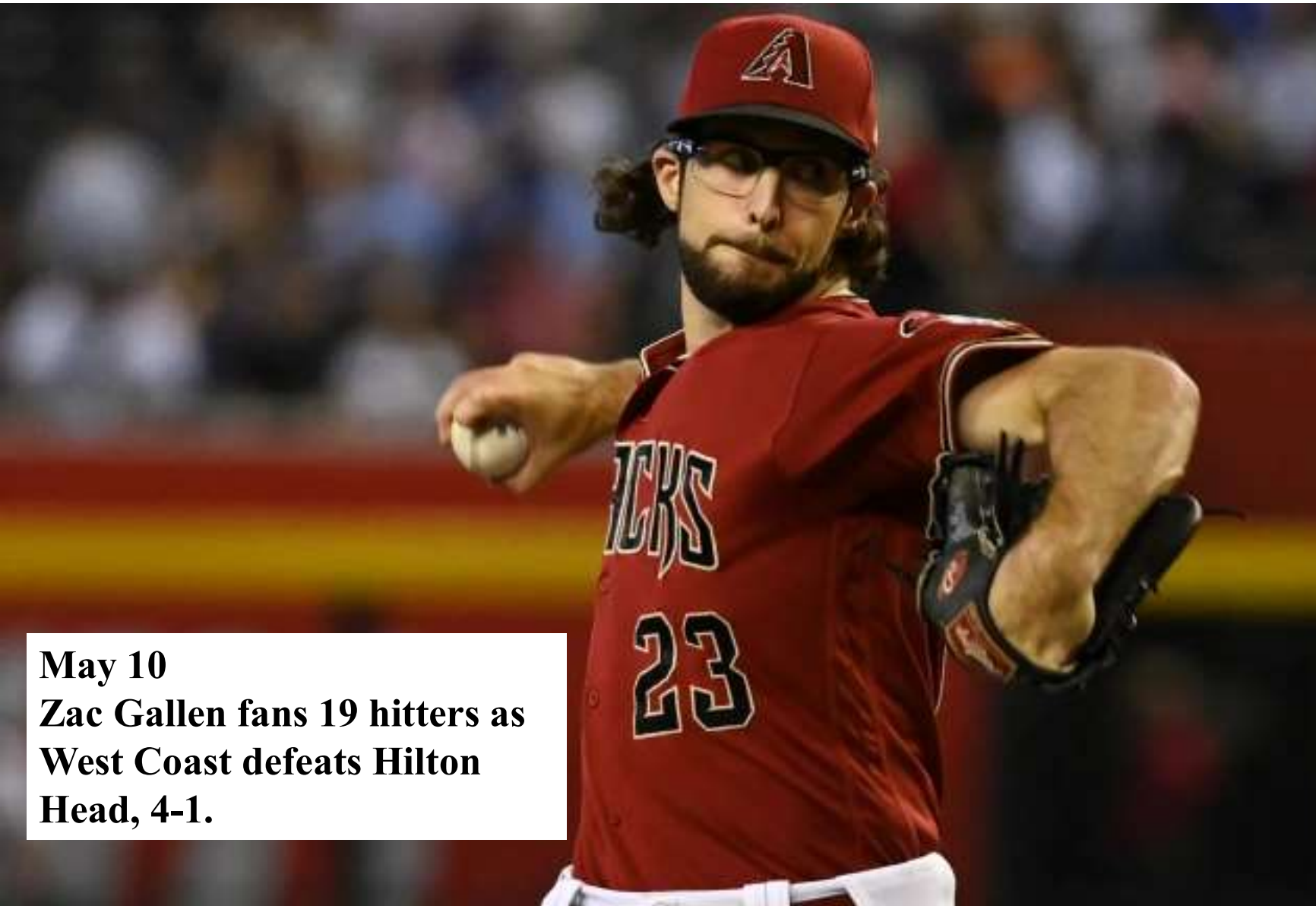


SWIMMING

AND

A

MISS



19

May 10
Zac Gallen fans 19 hitters as
West Coast defeats Hilton
Head, 4-1.



19

July 18
Shohei Ohtani strikes out 19
Buckeyes to lead Rochester to
a 4-2 victory.



17

May 28
Jose Quintana whiffs 17
batters in a 5-2 win for
Newark over Bradenton.



August 23

Joe Musgrove records 17 strikeouts as Grand Rapids defeats Hilton Head, 5-1.

17



16

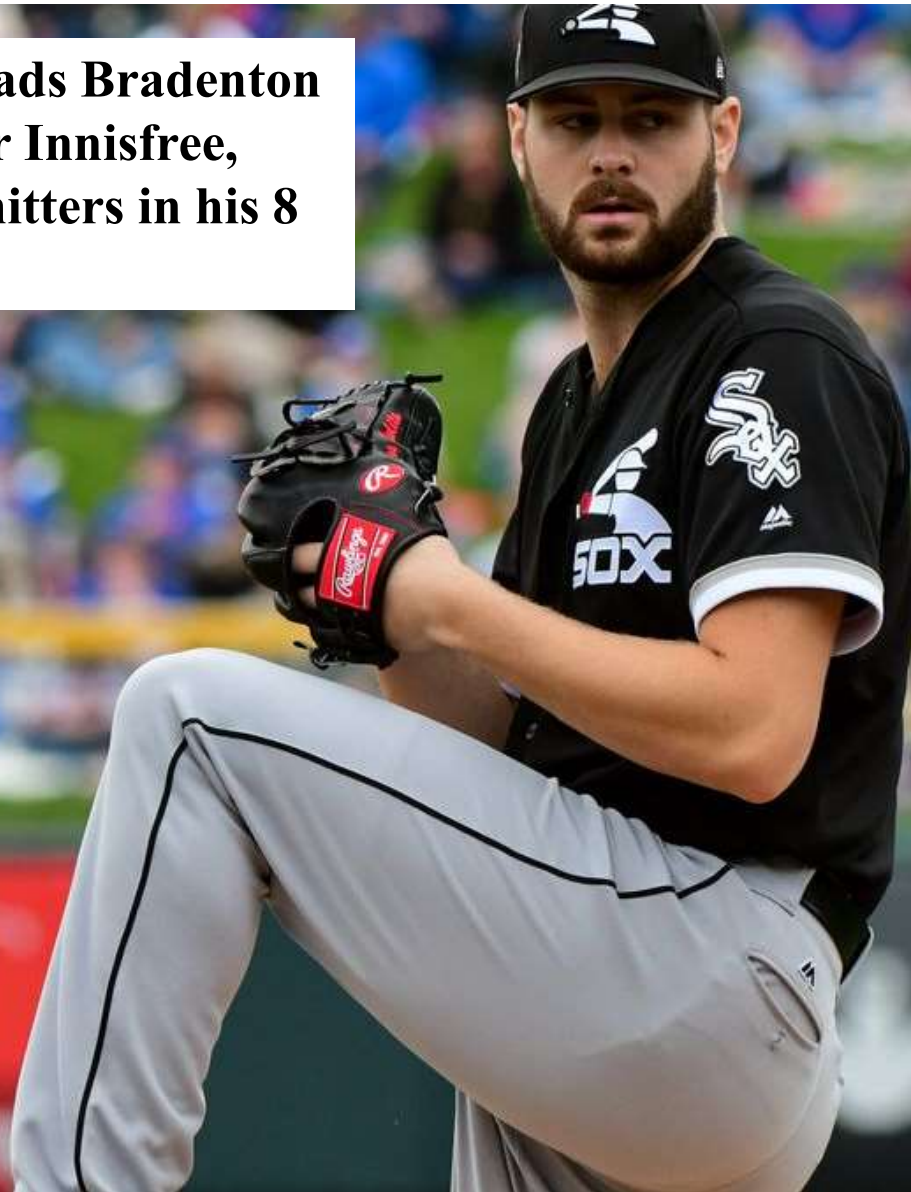
June 14
Shohei Ohtani shuts out
Hamilton, 4-0, striking out
16 hitters for Rochester.

July 26
Mike Foltyniewicz strikes out 16
batters but Hereford still loses,
5-2 to Newark.





16

Lucas Giolito leads Bradenton to a 6-2 win over Innisfree, striking out 16 hitters in his 8 innings of work.




16



15

Seven pitchers fanned 15 hitters in a game this year: Tanner Houck (HI), Dylan Cease (BR), Shohei Ohtani (RO) Logan Webb (LI) Cole Irvin (EA), Brandon Woodruff (HI) and Alex Cobb (LI)





July 13 – Beacon crushed Innisfree, 20-2

August 27 – Rochester thumped Grand Rapids, 21-2, in our highest scoring game.

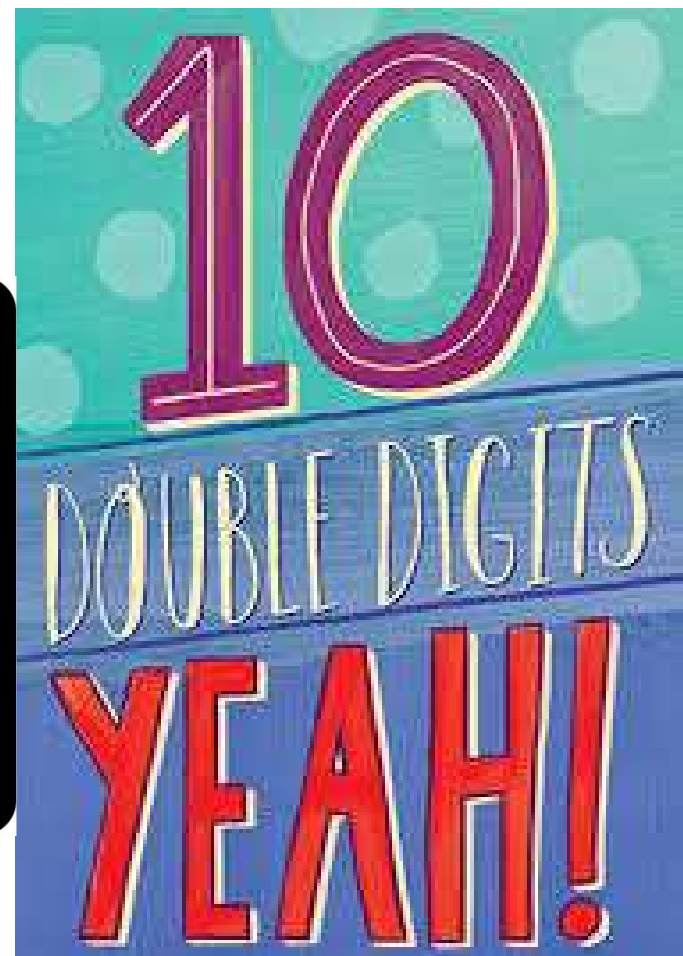
twenty

We had 305 games this year when teams scored in double digits. In 19 of those games, both teams scored 10 or more runs.

**10 runs – 97 games
11 runs – 79 games
12 runs – 49 games
13 runs – 28 games
14 runs – 27 games
15 runs – 24 games
16 runs – 11 games
17 runs – 3 games
18 runs - 3 games
19 runs - 1 game
20 runs - 1 game
21 runs - 1 game**



305



TOP
HITS

Nineteen times this season a team had 20 or more hits in one game. The most hits came on June 27 when Gunpowder cracked out 23 safeties but still lost to Long Island, 15-14.

Here is the breakdown of 20 hit games:

23 – Gunpowder

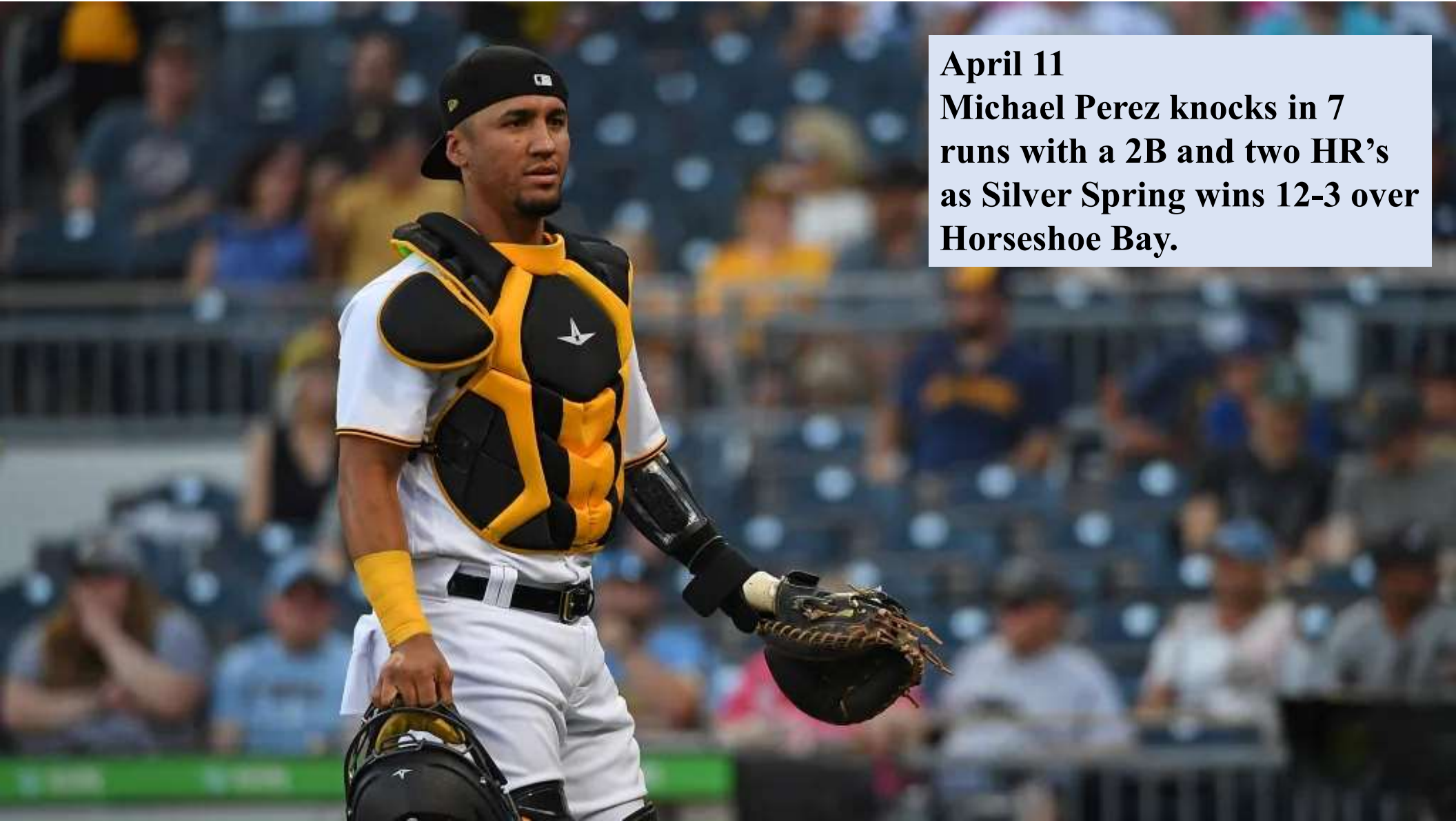
22 – Beacon, Gunpowder, Rochester, Waukesha, West Coast

21 – Evanston, Farmington, Hamilton, Mimosa (2)

**20 – Beacon (2), Farmington, Grand Rapids, Gunpowder, Hereford,
Horseshoe Bay, Waukesha.**

Beacon and Gunpowder each did it three times. Farmington, Mimosa and Waukesha each did it twice.

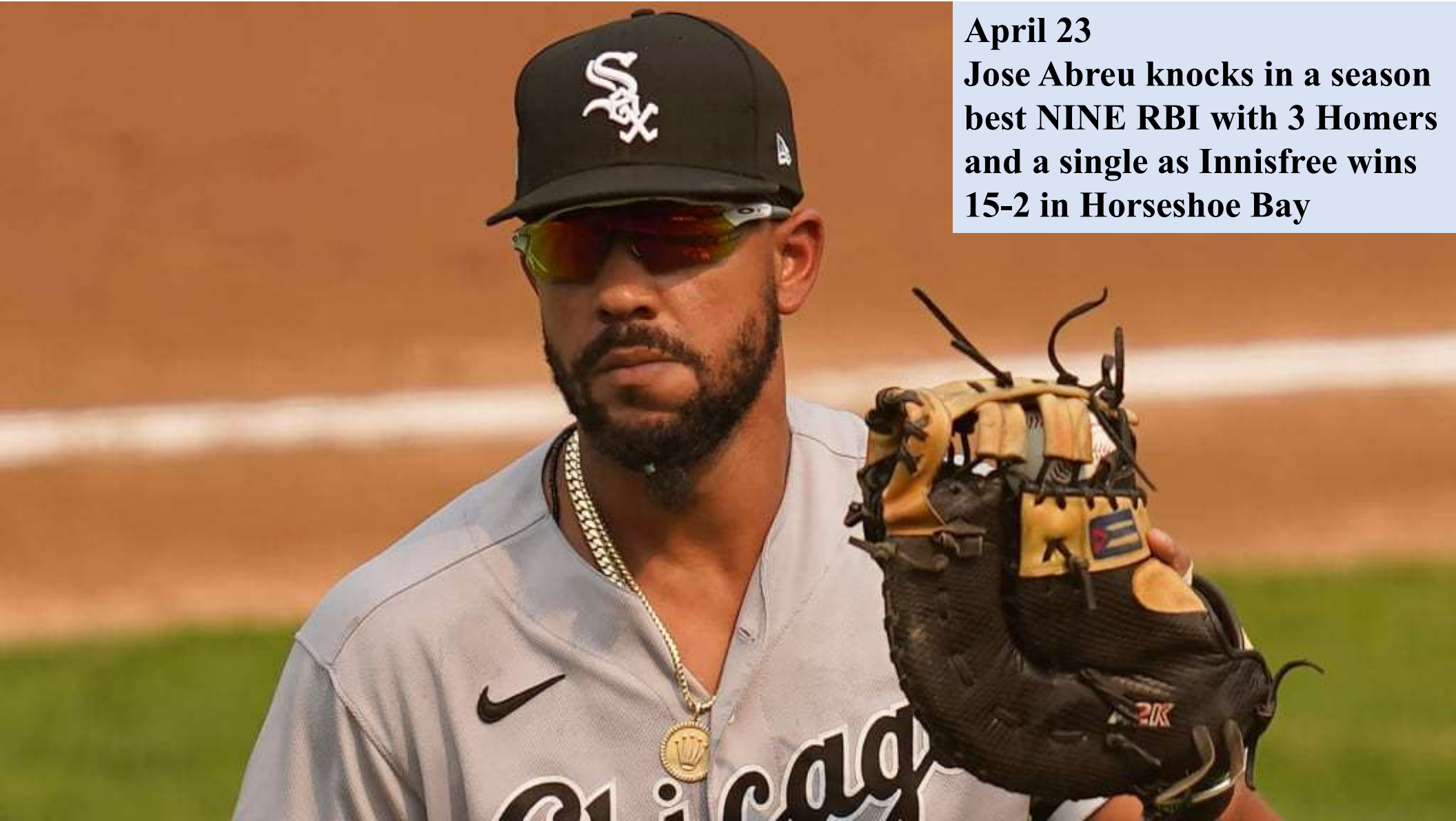
GAME HIGHLIGHTS



April 11
Michael Perez knocks in 7
runs with a 2B and two HR's
as Silver Spring wins 12-3 over
Horseshoe Bay.

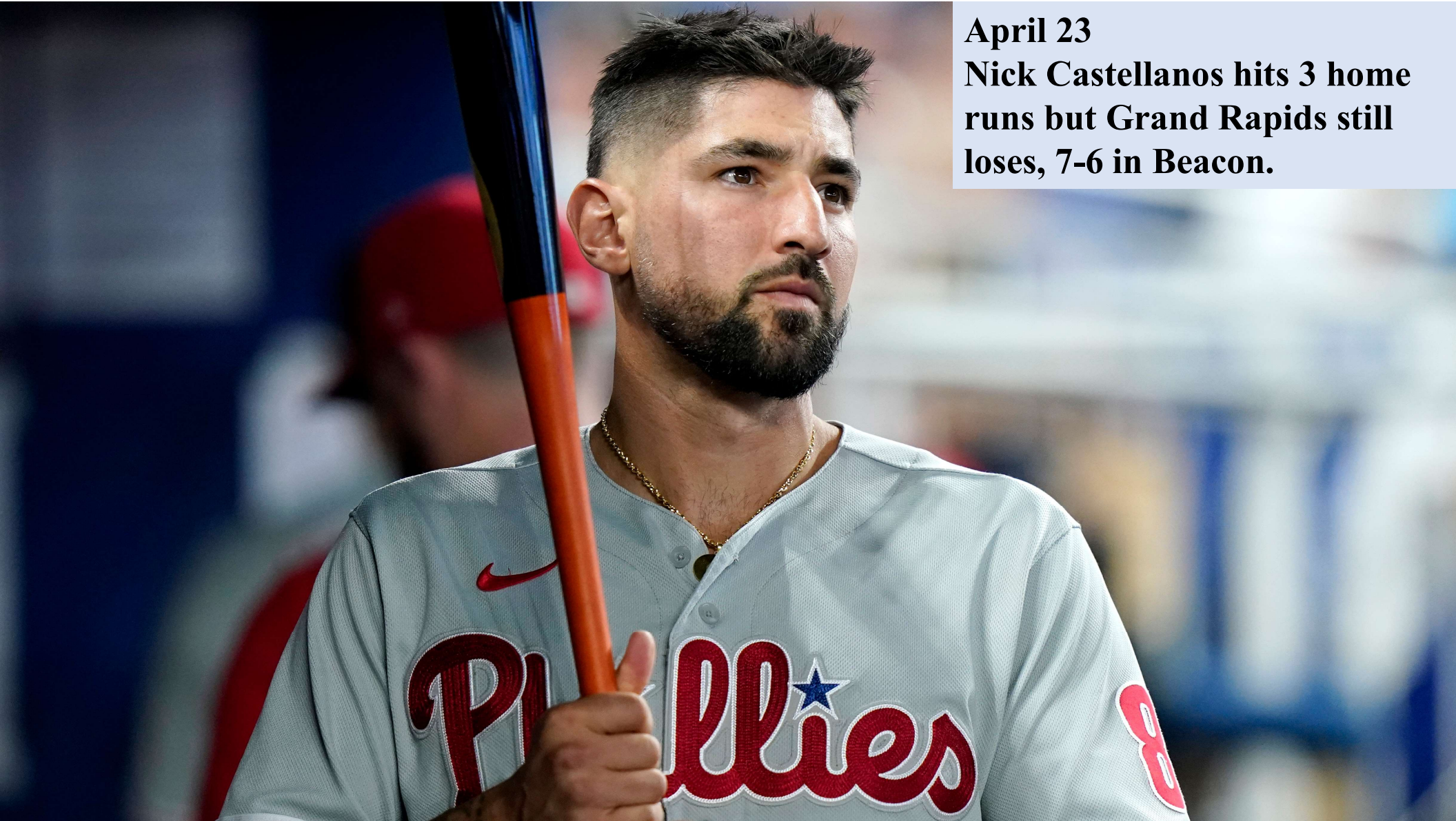


April 20
Santiago Espinol has FOUR
DOUBLES and a single to lead
Waukesha to a 14-8 win over
Edinburgh.



April 23

Jose Abreu knocks in a season best NINE RBI with 3 Homers and a single as Innisfree wins 15-2 in Horseshoe Bay



April 23
Nick Castellanos hits 3 home runs but Grand Rapids still loses, 7-6 in Beacon.

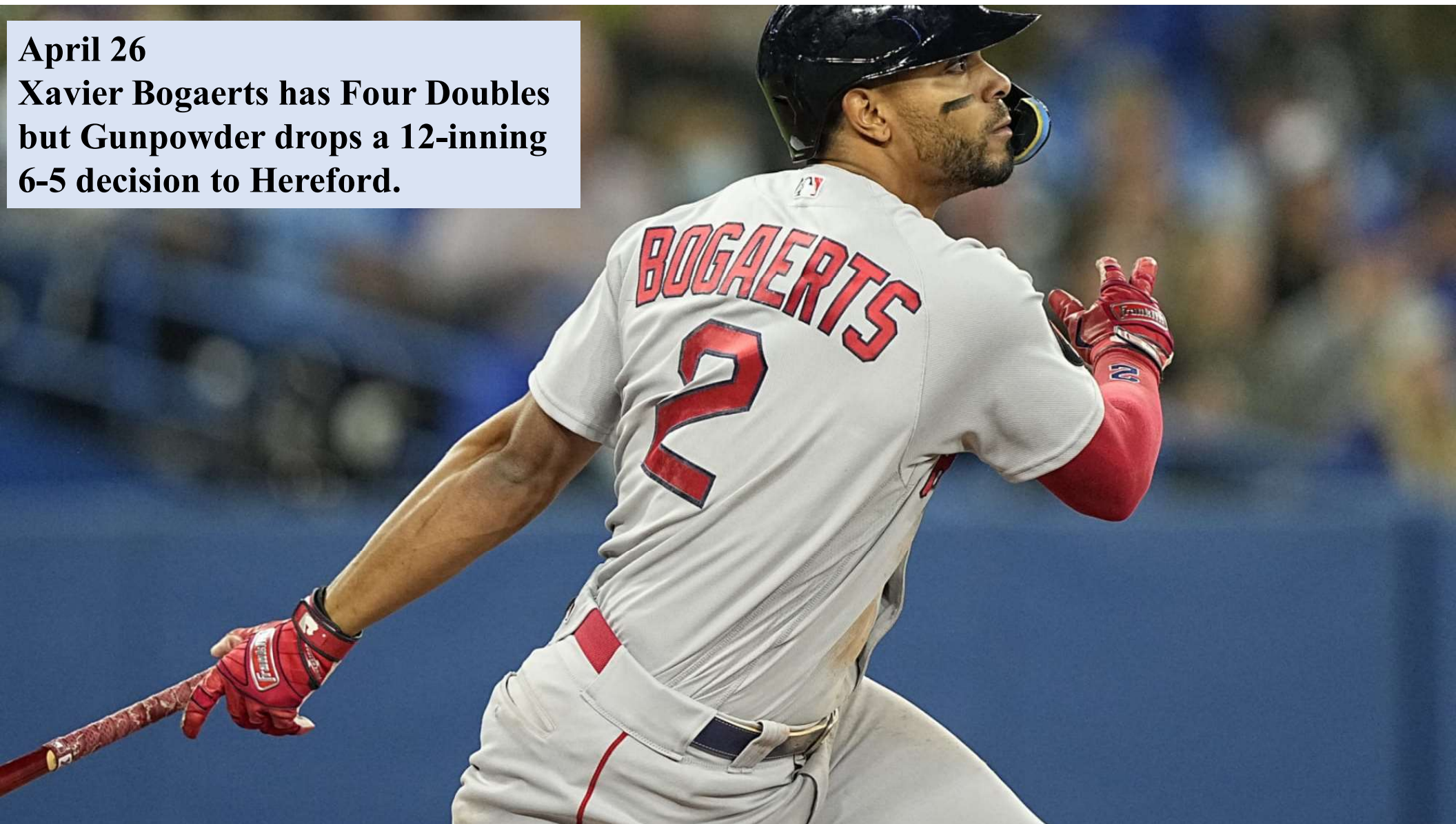


April 23
Bo Bichette leads Waukesha to a 10-1 win over Hamilton with three home runs.

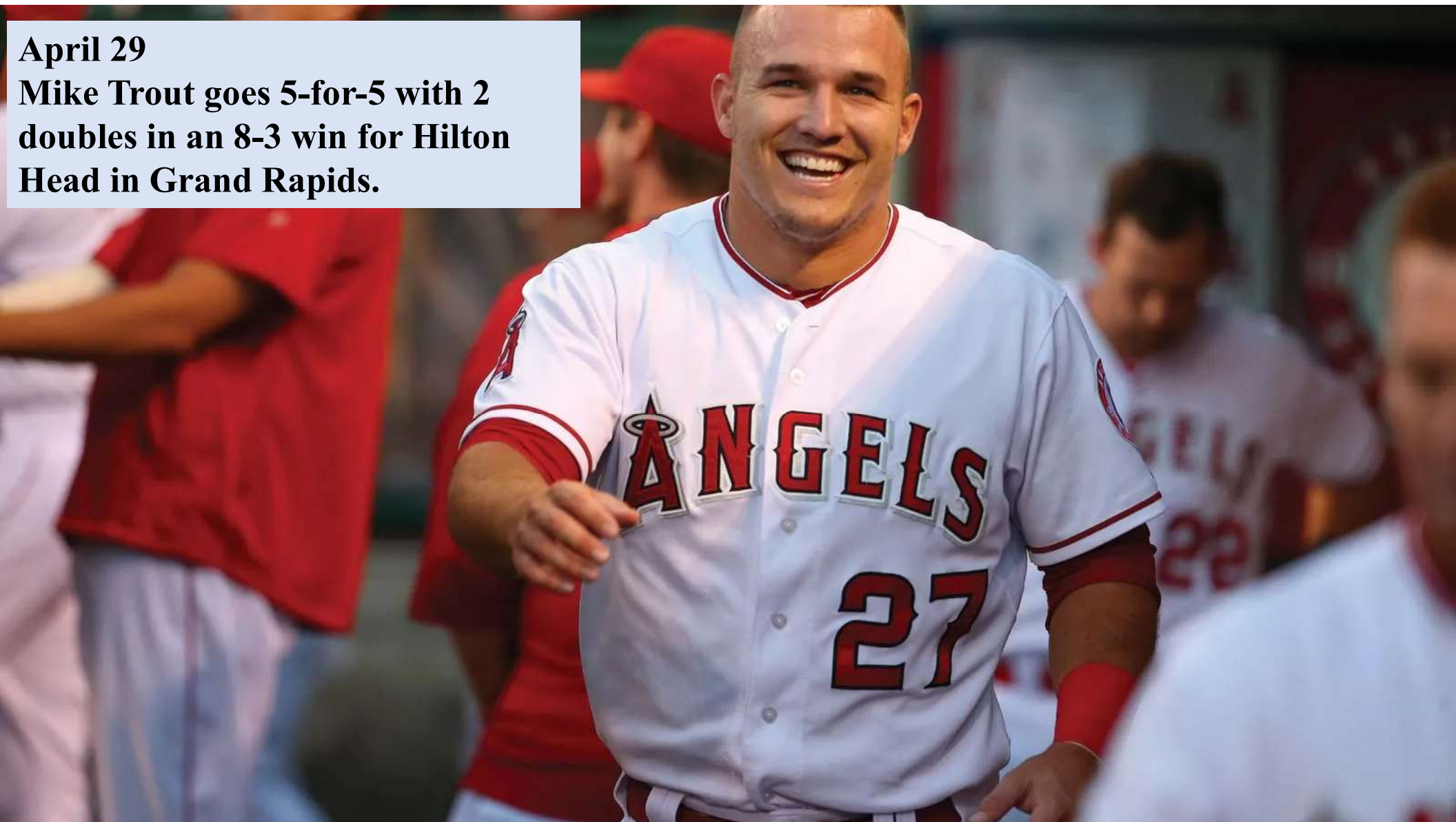


April 24
Robbie Grossman drives in 6
runs with 3 homers as Fargo
triumphs 16-2 in Newark.

April 26
Xavier Bogaerts has Four Doubles
but Gunpowder drops a 12-inning
6-5 decision to Hereford.



April 29
Mike Trout goes 5-for-5 with 2
doubles in an 8-3 win for Hilton
Head in Grand Rapids.



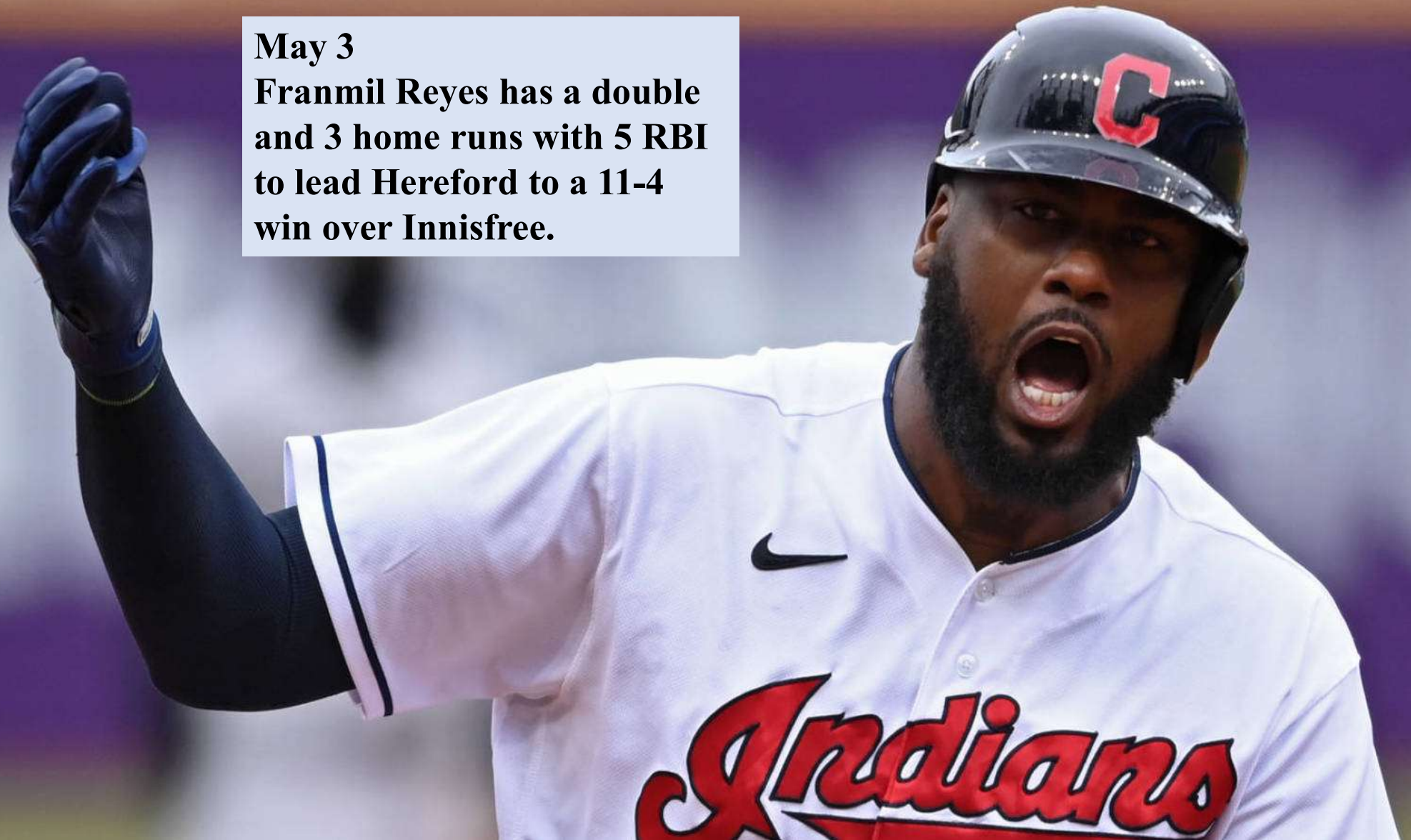


May 2

Ty France has 7 RBI with 2 HR's as Fargo wins in West Coast, 15-8.

May 3

Franmil Reyes has a double and 3 home runs with 5 RBI to lead Hereford to a 11-4 win over Innisfree.



May 4

Trea Turner hits 3 home runs with a single and a double, driving in 6 runs as Silver Spring defeats Edinburgh, 10-8.





May 5

Luis Urias had 7 RBI with a single, triple and homer as Hereford shuts out Edinburgh, 12-0.



May 6
Yordan Alvarez drives in 7 runs with a 1B, 2B and HR as Fargo defeats Farmington, 13-2.



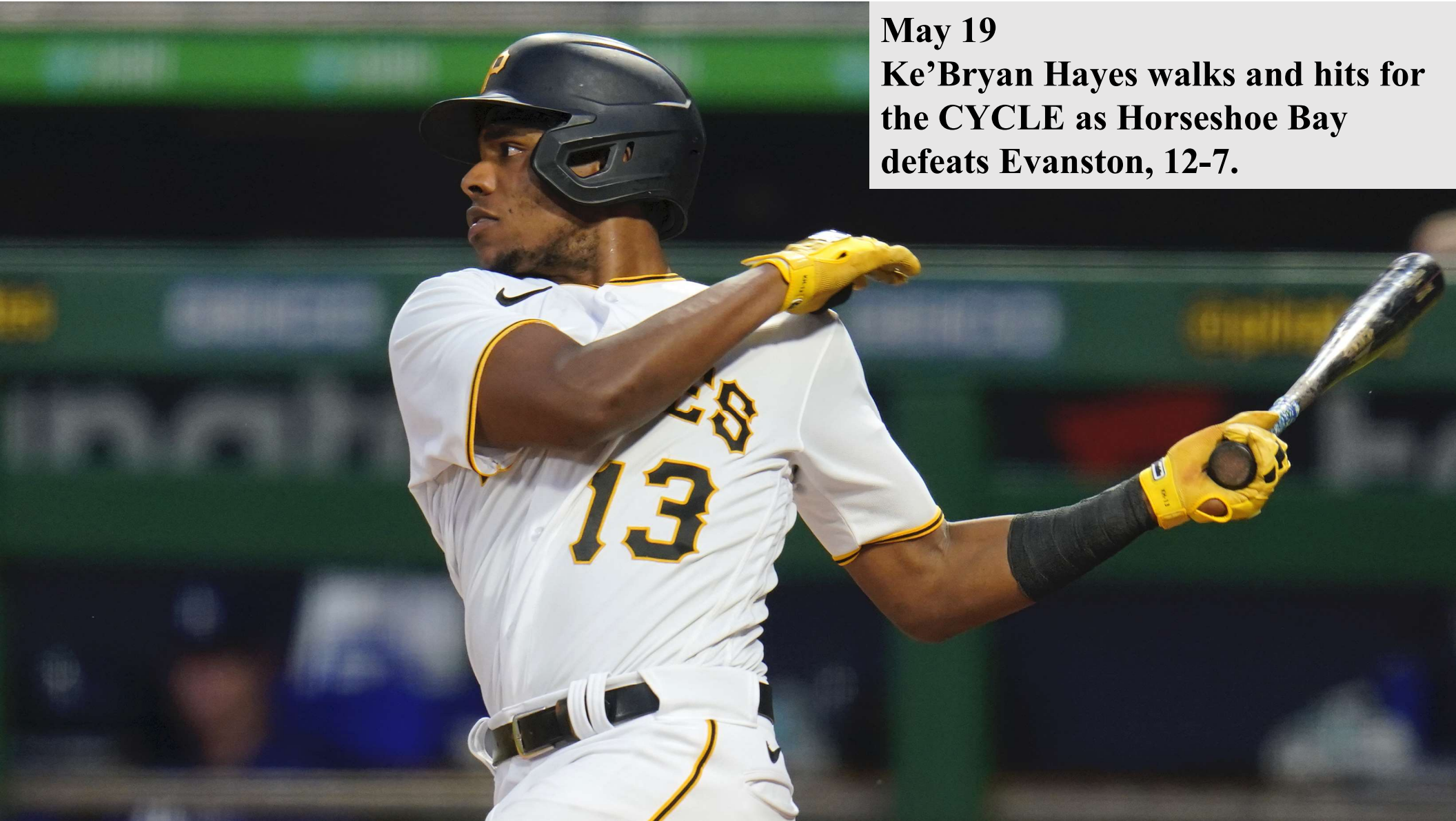
May 12
Randal Grichuk goes 5-for-5
but Grand Rapids still drops
a 2-1 decision in Fargo.



May 17
Salvador Perez drives in 7
runs with a single and two
homers as Farmington shuts
out Grand Rapids 12-0



May 18
Mike Zunino homers 3 times
but Hereford still drops a 9-8
decision in Silver Spring.



May 19

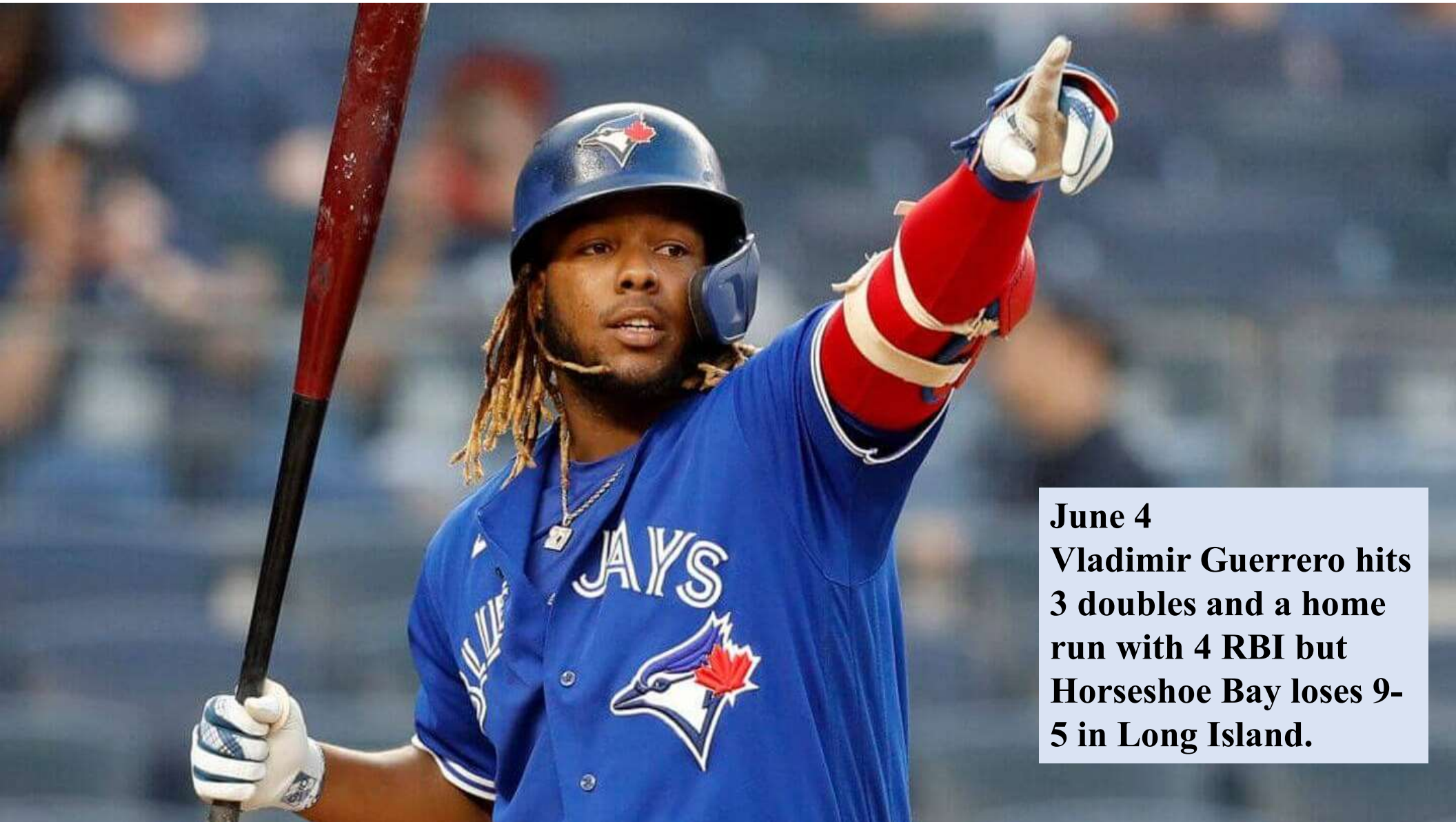
Ke'Bryan Hayes walks and hits for the CYCLE as Horseshoe Bay defeats Evanston, 12-7.



May 23
Brad Miller goes 5-for-5
with a double and home
run to lead Hilton Head
to an 11-4 win in
Hamilton.



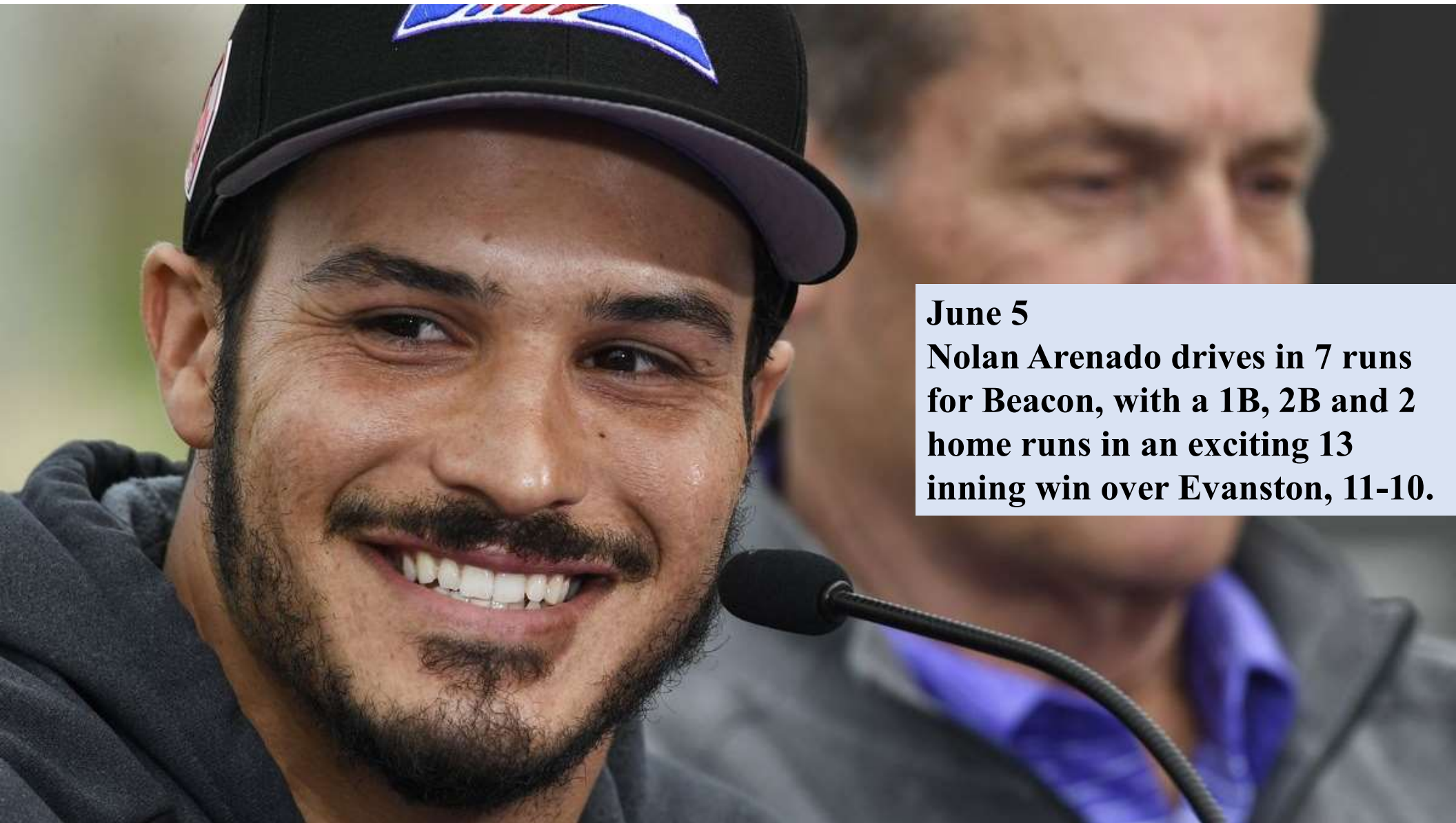
May 28
Fernando Tatis has 3 doubles
with a home run as Horseshoe
Bay wins 11-9 in Bethesda.



June 4
Vladimir Guerrero hits
3 doubles and a home
run with 4 RBI but
Horseshoe Bay loses 9-
5 in Long Island.




June 4
Aaron Judge hits 3
home runs, driving in 7
runs as Eastport
defeats Bradenton 9-4.



June 5

Nolan Arenado drives in 7 runs for Beacon, with a 1B, 2B and 2 home runs in an exciting 13 inning win over Evanston, 11-10.



June 6
Austin Riley goes 5-for-5
with a pair of doubles as
Hereford defeats Grand
Rapids, 11-8.



June 7
Austin Riley leads Hereford to an 11-2 win in Grand Rapids with three solo home runs.



June 11
Brandon Crawford hits
3 home runs with a
single to drive in 7 runs
as Rochester wins 14-9
in Edinburgh.



June 14
Brandon Lowe hits a
pair of home runs and a
pair of doubles as
Bethesda wins 10-2
against Evanston.



**June 14
Adam Duvall hits 4 doubles
but Bradenton loses 6-5 in
Scranton.**



June 20

**Ketel Marte goes 5-for-5
but West Coast still loses
7-4 in Mimosa**



June 21
Freddie Freeman goes
5-for-5 with a walk
and a double as West
Coast edges Mimosa,
8-7 in 11 innings.

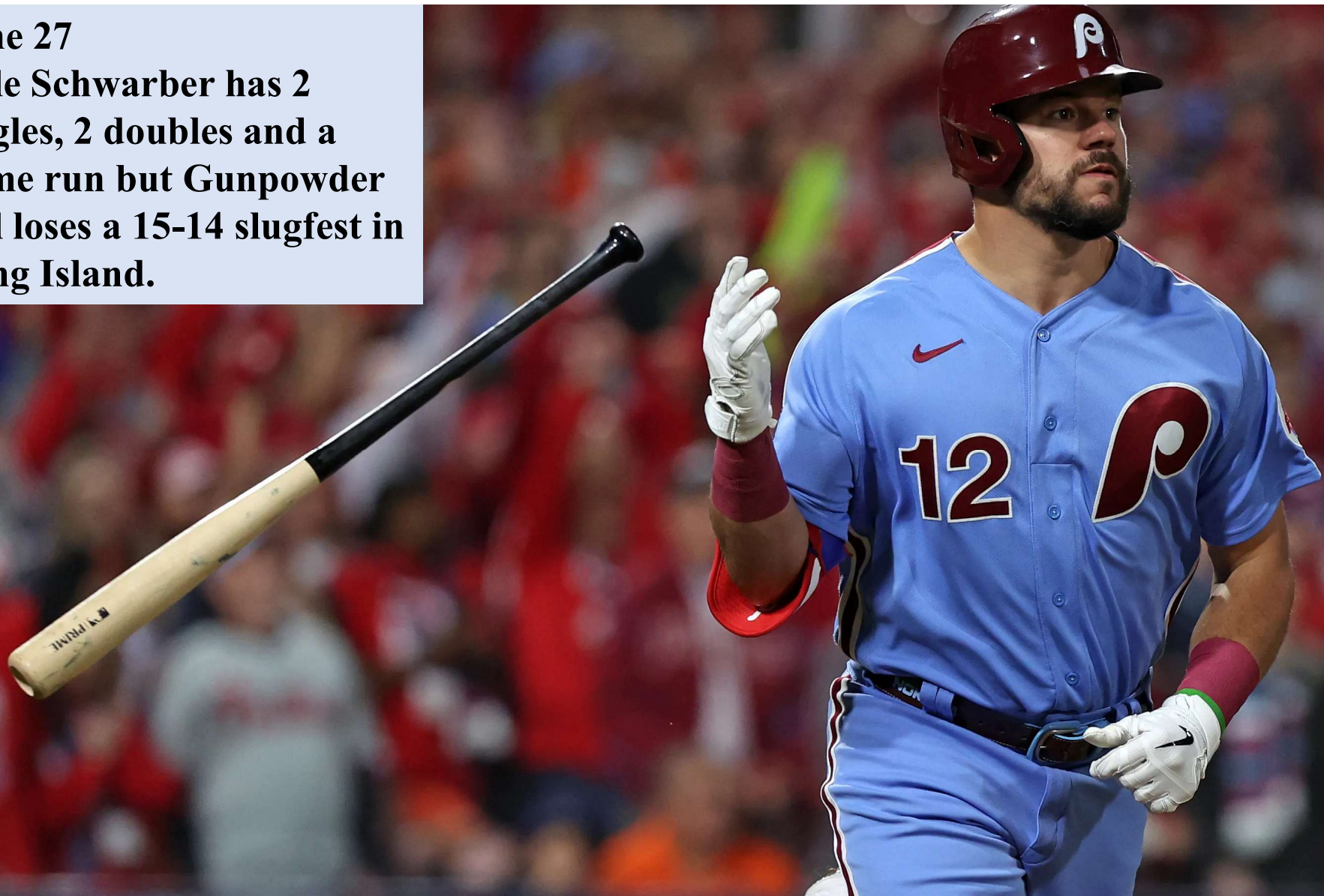
June 26

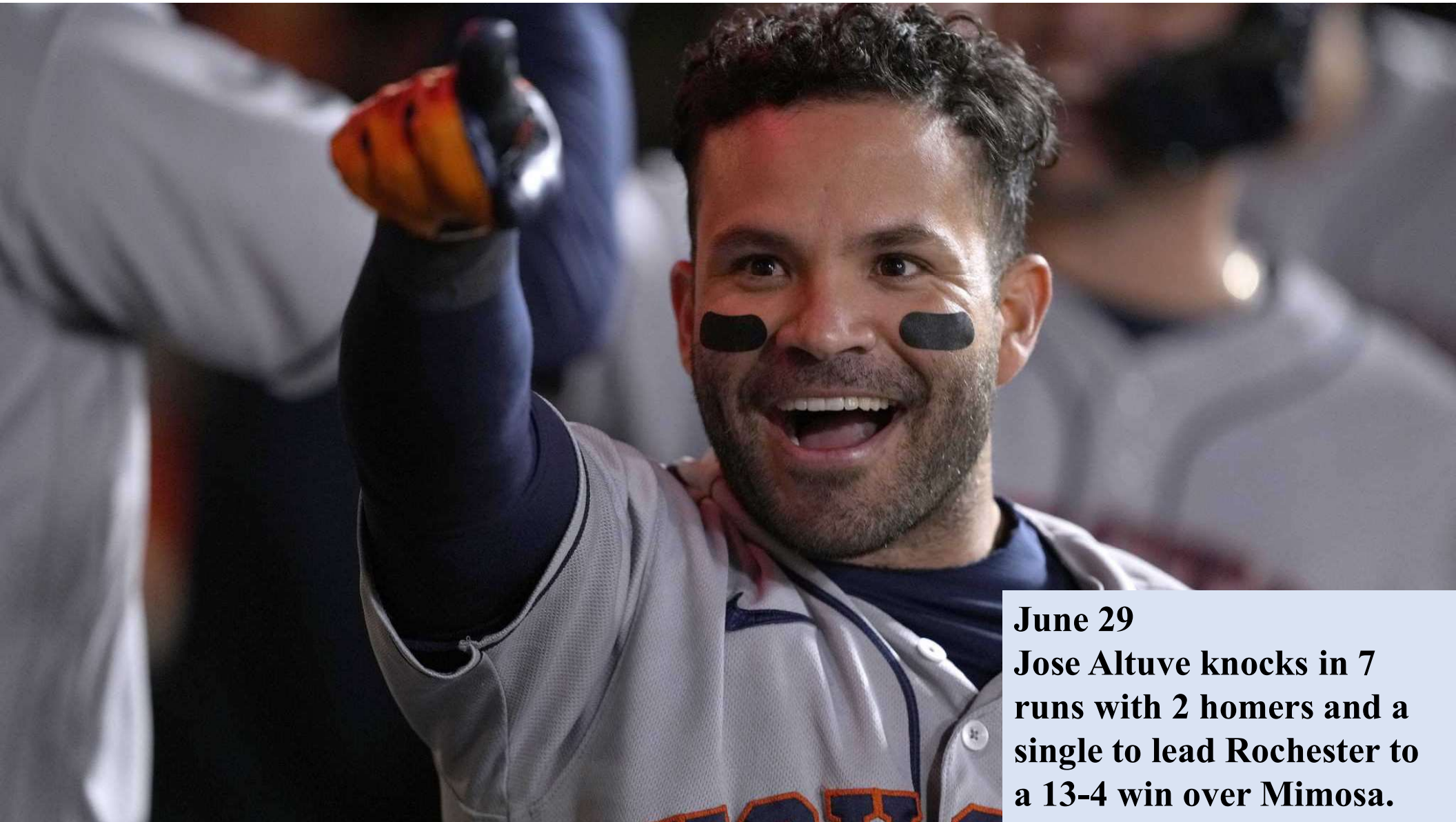
**Bryan De La Cruz goes 5-for-5
with a home run as Fargo
crushes Horseshoe Bay, 11-1.**



June 27

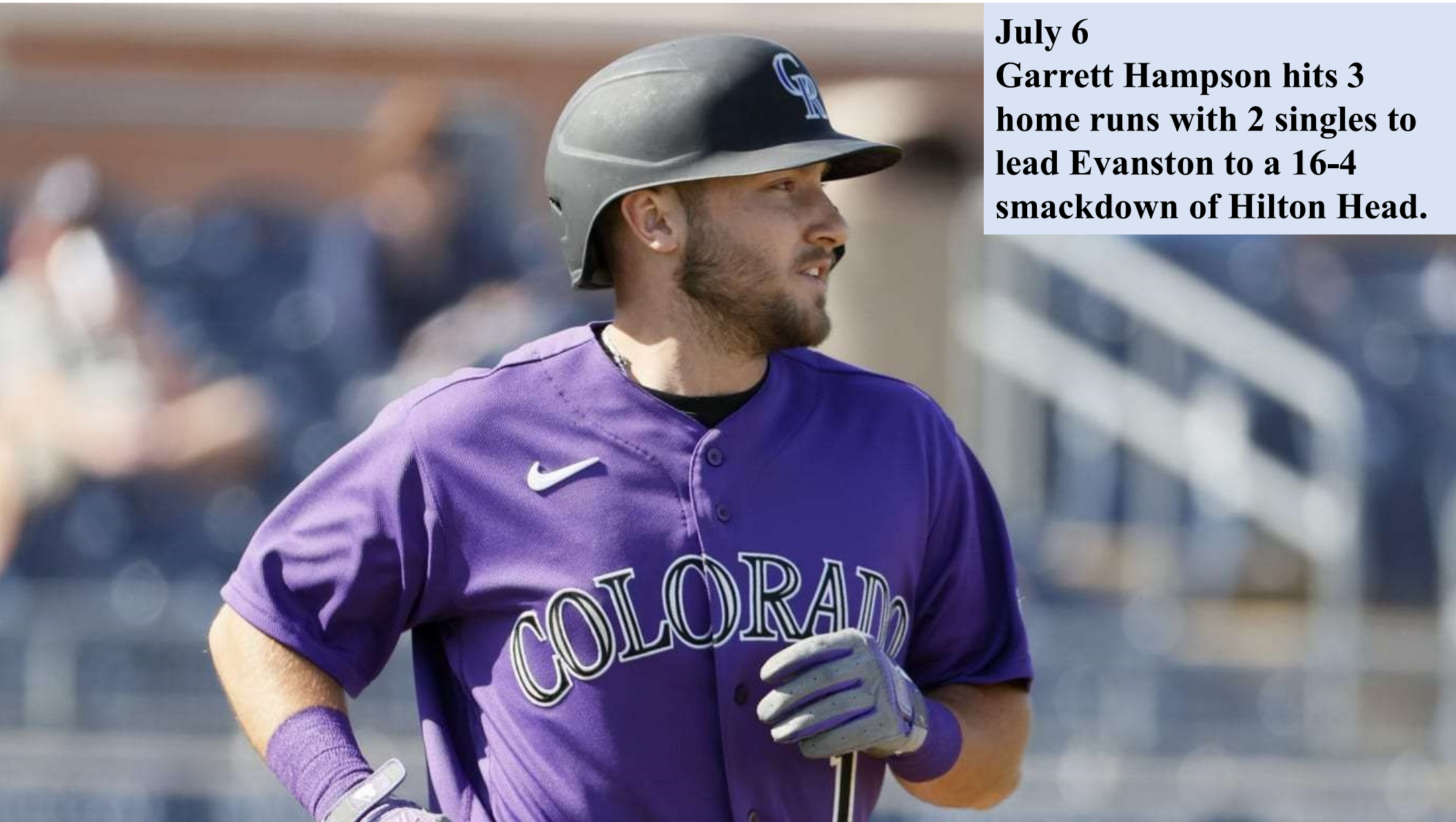
Kyle Schwarber has 2 singles, 2 doubles and a home run but Gunpowder still loses a 15-14 slugfest in Long Island.





June 29

Jose Altuve knocks in 7 runs with 2 homers and a single to lead Rochester to a 13-4 win over Mimosas.



July 6

Garrett Hampson hits 3 home runs with 2 singles to lead Evanston to a 16-4 smackdown of Hilton Head.



July 16

Marcus Semien belts 3 home runs but Evanston still loses 11-6 in Farmington.



July 29

**Joey Votto belts 3 home runs
with a double (5 RBI) as
Evanston triumphs over
Edinburgh, 10-8.**



July 30

Aaron Judge hits 3 home runs with 8 RBI as Eastport shuts out Grand Rapids, 16-0.



July 30
Gleyber Torres goes 5-for-5
with 3 doubles and a walk
as Eastport shuts out
Grand Rapids, 16-0.



July 31

Kyle Schwarber hits three home runs, with a 1B and 6 RBI as Gunpowder wins by a football score, 13-6, in Waukesha.



August 2

Aaron Judge has 3 homers, a double and a single with EIGHT RBI (again) and 5 runs as Eastport clobbers Grand Rapids, 18-5.

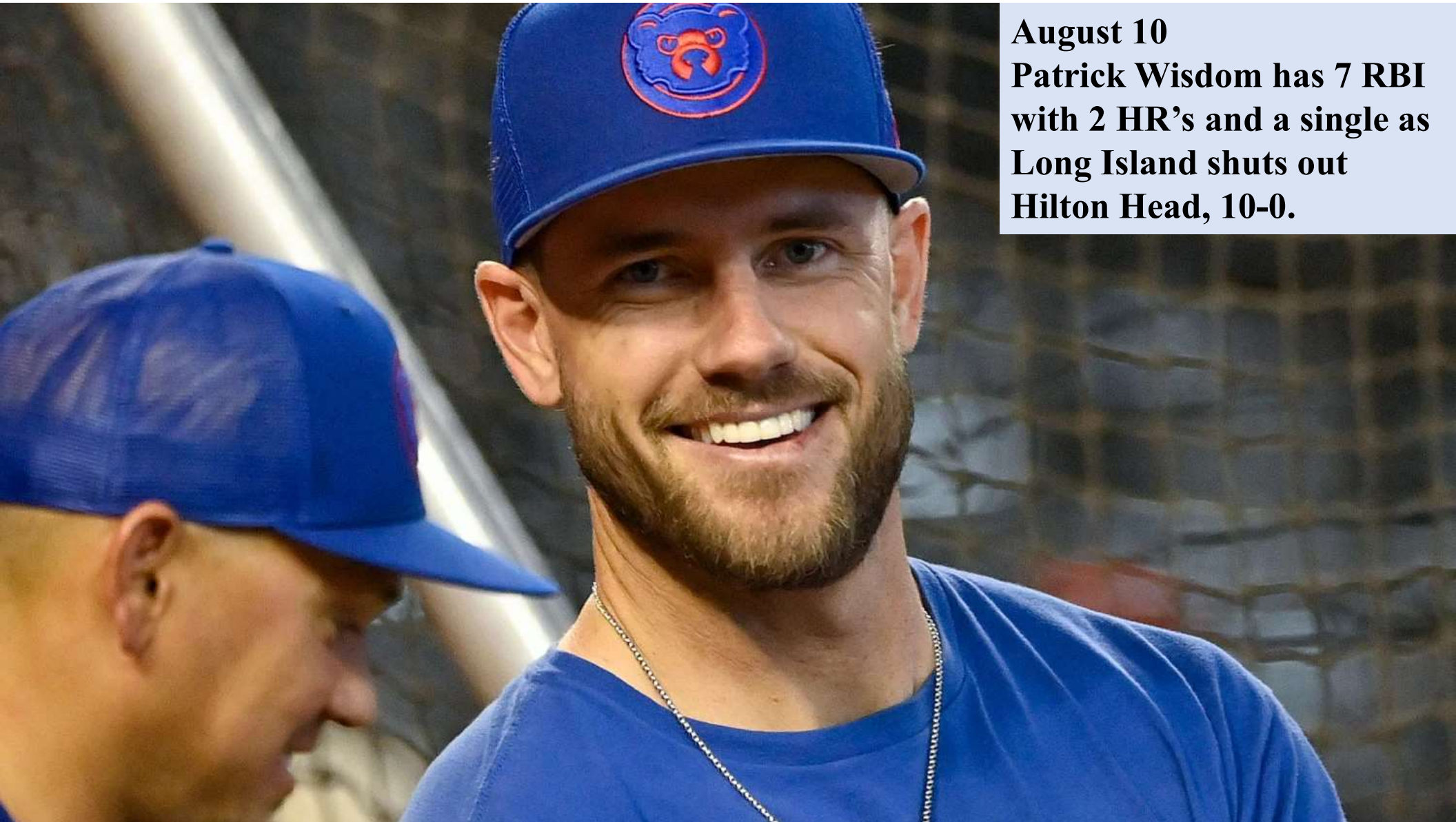


August 4

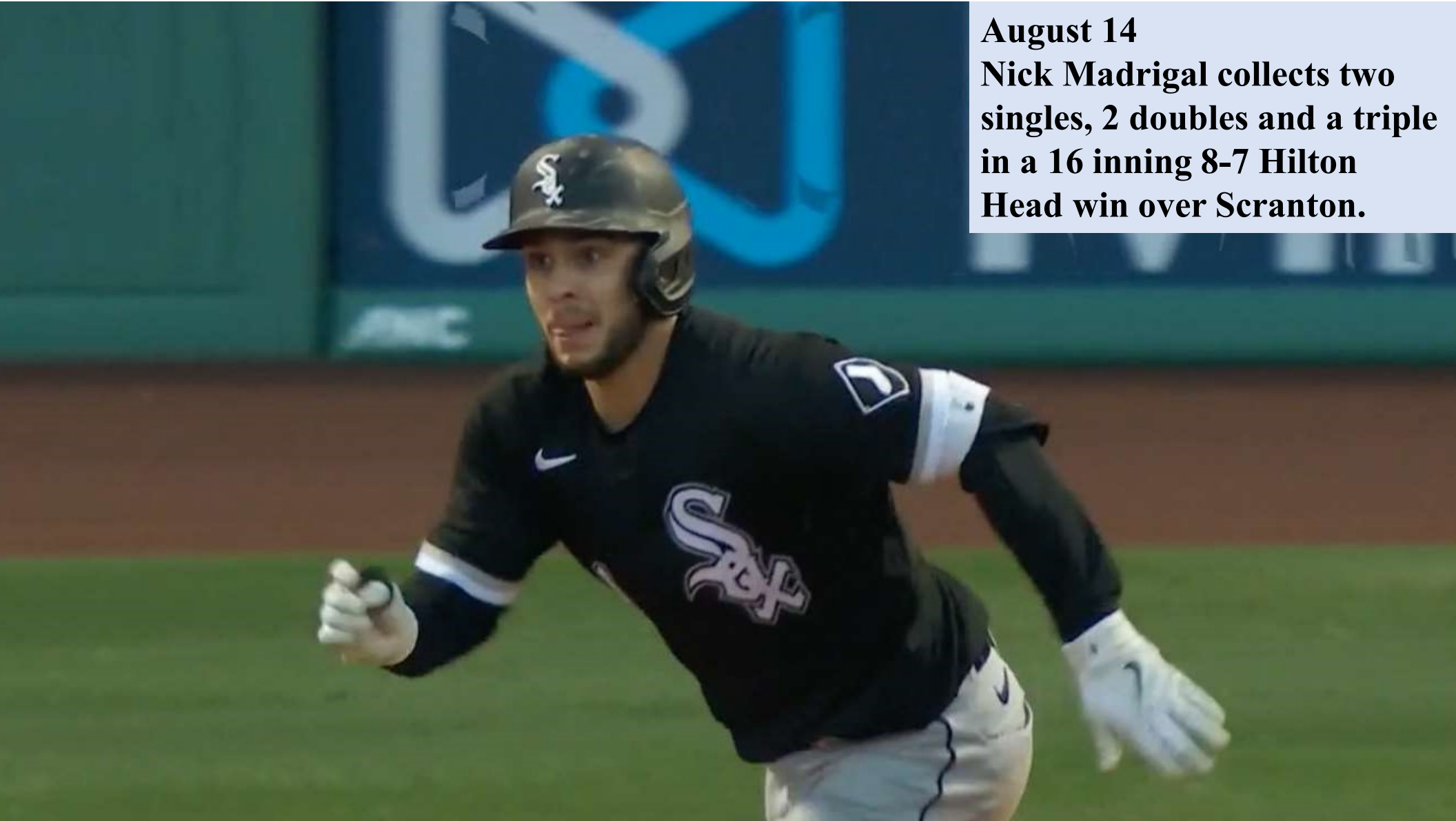
For the 2nd time this year, Santiago Espinal has a 5-hit day to lead Waukesha to a convincing 18-11 slugfest win in Innisfree. Two homers, a stolen base and 4 RBI enhance the day.



August 8
Xavier Bogaerts goes 5-for-5
with a double as Gunpowder
wins in 10 innings in
Horseshoe Bay 6-5

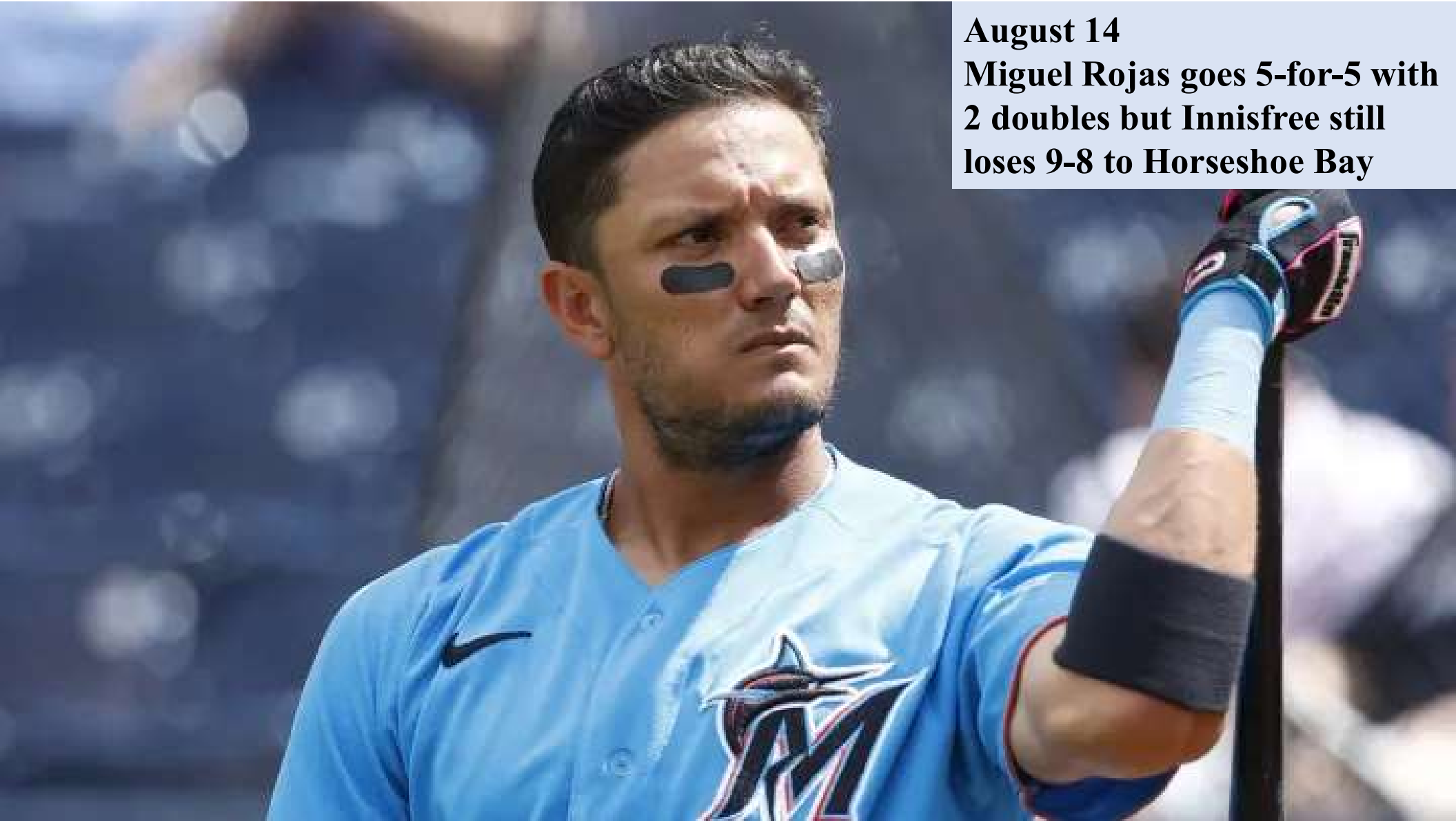


August 10
Patrick Wisdom has 7 RBI
with 2 HR's and a single as
Long Island shuts out
Hilton Head, 10-0.

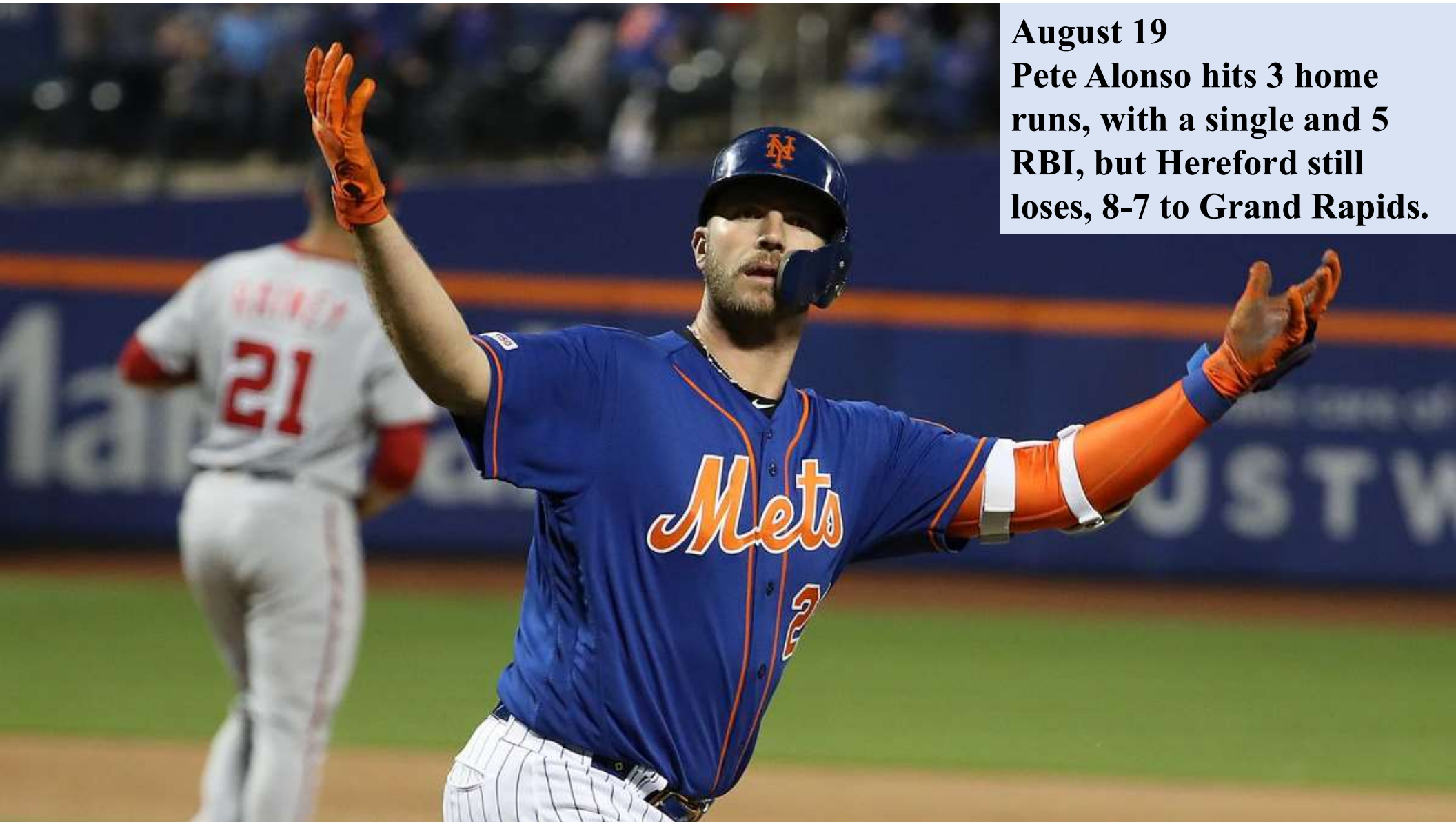


August 14

Nick Madrigal collects two singles, 2 doubles and a triple in a 16 inning 8-7 Hilton Head win over Scranton.




August 14
Miguel Rojas goes 5-for-5 with
2 doubles but Innisfree still
loses 9-8 to Horseshoe Bay



August 19
Pete Alonso hits 3 home runs, with a single and 5 RBI, but Hereford still loses, 8-7 to Grand Rapids.

August 23

Ryan Jeffers has a 5-hit 6 RBI day with 2 homers, a double and 2 singles as Newark shuts out Beacon 16-0.





August 24
Shohei Ohtani hits
3 home runs, with
a single and base
on balls as
Rochester whacks
Grand Rapids 16-6



August 27

Bryce Harper drives in 7 runs with 2 HR's, 2 doubles and a Sacrice Fly as Rochester crushes Grand Rapids, 21-2.



August 31
Josh Naylor's three home runs
lead Edinburgh to a 9-2 win in
Hereford.



September 1
Lorenzo Cain has 5 hits (2 HR's
and 3 singles) as Long Island
defeats Newark 14-5



September 7
Ty France has five singles
as Farmington defeats
Grand Rapids, 4-2.

September 7


Will Smith scored five runs to help Morgantown prevail, 13-12, in a 10 inning battle in Horseshoe Bay.

5





**Eleven players drew four walks in a game this year:
Kris Bryant (BT), Anthony Rendon (SI), Juan Soto (KI),
Andrew Vaughn (BR), Joc Pederson (LI), Alex Verdugo (SI),
David Bote (ID), Vladimir Guerrero (HO),
Giancarlo Stanton (FF), Eugenio Suarez (MR) and
Matt Olson (EA).**





Starling Marte (BB), Andres Gimenez (LI) and Yonny Hernandez (twice ES) stole 4 bases in one game this year.





Jose Altuve (RO), Mitch Haniger (WA) and Shohei Ohtani (RO) each hit three (3) Grand Slam Home Runs this season to lead the league.




**Nine players hit two grand slams this season:
Miguel Sano (BT), Miguel Cabrera (SI), Austin Meadows (EB),
Joey Gallo (MI), Ryan McKenna (NE), Chris Taylor (SI),
Jared Walsh (FF), Rafael Devers (GU) and Salvador Perez (FR)**



13	DIAZ, L.		TY	1	14
	MORGAN, E.	WC	TY	1	43
	HENTGES, S.	HO	TY	1	54
	MAZARA, N.	RO	TY	1	87
	BIGGIO, C.	WA	TY	1	131
	CHOI, J.	BB	TY	1	142
	SHEETS, G.	HA	TY	1	201
	MOUSTAKAS, M.	ES	TY	1	206
	BRADLEY, J.	ES	TY	1	224
	TSUTSUGO, Y.	NE	TY	1	224
	SOLER, J.	BT	TY	1	249
	ROBERT, L.	SS	TY	1	260
	La STELLA, T.	FR	TY	1	261
	MAYFIELD, J.	ES	TY	1	266
	RUF, D.	SS	TY	1	278
	MERCEDES, Y.	WC	TY	1	284
	DICKERSON, A.	NE	TY	1	292
	NAYLOR, J.	ES	TY	1	295
	PUJOLS, A.	MI	TY	1	306
	RODGERS, B.	SS	TY	1	312
	MILLER, B.	HI	TY	1	320
	PHAM, T.	BT	TY	1	324
	NARVAEZ, O.	SS	TY	1	325
	BOTE, D.	ID	TY	1	326
	KIM, H.	EB	TY	1	333
	ZUNINO, M.	HH	TY	1	337
	GRANDAL, Y.	WC	TY	1	350
	GOMES, Y.	NE	TY	1	353
	WISDOM, P.	LI	TY	1	371
	MARTE, K.	WC	TY	1	372
	SPRINGER, G.	FR	TY	1	376
	HAASE, E.	EB	TY	1	378
	GALVIS, F.	FR	TY	1	393
	ROSARIO, E.	FR	TY	1	403
	STEPHENSON, T.	GC	TY	1	406
	URSHELA, G.	ID	TY	1	409
	VOTTO, J.	EB	TY	1	504
	TORRES, G.	EA	TY	1	509
	MACHADO, M.	SS	TY	1	510
	MANCINI, T.	ES	TY	1	528
	GARCIA, A.	HH	TY	1	531
	DONALDSON, J.	GC	TY	1	548
	SCHOOP, J.	WC	TY	1	558
	STANTON, G.	FF	TY	1	562
	HARPER, B.	RO	TY	1	563
	URIAS, L.	HH	TY	1	565
	ESCOBAR, E.	MI	TY	1	566
	DUVALL, A.	BR	TY	1	574
	BELL, J.	MR	TY	1	588
	CANHA, M.	FR	TY	1	588
	SUAREZ, E.	MR	TY	1	588
	RENFROE, H.	GU	TY	1	591
	RAMIREZ, J.	WC	TY	1	612
	AROZARENA, R.	MR	TY	1	614
	LOWE, B.	BT	TY	1	630
	BOGAERTS, X.	GU	TY	1	636
	ALONSO, P.	HH	TY	1	652
	REYNOLDS, B.	WC	TY	1	652
	SWANSON, D.	EA	TY	1	659
	ABREU, J.	ID	TY	1	671
	OLSON, M.	EA	TY	1	676
	RILEY, A.	HH	TY	1	693

62



**The 24 teams with the
most Grand Slam Home Runs**

Rank	Name	GSHR	PA
1	Rochester Cheetahs	8	6364
2	Farmington River Rats	7	6194
	West Coast Wrecking Crew	7	6304
4	Edinburgh Scotsmen	5	6096
	Newark Eagles	5	6104
	Hereford Highlanders	5	6193
	Evanston Bees	5	6238
	Scranton Spanish Flies	5	6302
	Bethesda Bambinos	5	6392
10	Waukesha Freeman	4	6099
	Silver Spring Senators	4	6196
	Mimosa Mirthmakers	4	6225
	Gunpowder Ironmen	4	6292
14	Innisfree Dukes	3	6060
	Eastport Athletics	3	6172
	Fargo Fungoes	3	6186
	Morgantown Raiders	3	6287
18	Grand Rapids Chicks	2	6170
	Long Island Islanders	2	6356
20	Bradenton Buckeyes	1	6009
	Hamilton Eh's	1	6039
	Hilton Head Hammerin' Hedgehogs	1	6097
	Horseshoe Bay Polos	1	6202
	Beacon Braves	1	6203

89

**Grand Slams were hit this year
in
85 different games**

Each team hit one in the same game three times:

**May 23 – Rochester 13, Silver Spring 9
Shohei Ohtani and Miquel Cabrera**

**May 31 – Evanston 10, Scranton 8
Eric Haase and Omar Narvaez**

**July 14 – Fargo 13, Mimososa 9
Eduardo Escobar and Jared Walsh**

And

on May 23, Bethesda got two grand slams in a 15-5 win over Morgantown as both Tommy Pham and Brandon Lowe delivered with the bases loaded.



A soldier in a trench during a battle. The soldier is wearing a dark, textured garrison cap and a dark jacket. He is looking to the right, and his hands are near a rifle. The trench is filled with dry, yellowish-brown grass. In the background, there is a hazy, overcast sky with some smoke or mist. The overall scene is a dramatic, low-angle shot of a soldier in a combat environment.

CLOSE COMBAT
THE LONGEST DAY

**180 games went into
extra innings this season:**

- 75 – 10 innings**
- 50 – 11 innings**
- 26 – 12 innings**
- 14 – 13 innings**
- 8 – 14 innings**
- 3 – 15 innings**
- 3 – 16 innings**
- 1 – 17 innings**

**Beacon and Morgantown
played the most (23), Fargo
played the least (6)**

August 26

**Hamilton took an 8-4 lead into the 9th inning in
Gunpowder. Hunter Renfroe’s grand slam tied
the game, forcing extra innings.**

**The game remained scoreless until the bottom of
the 17th when Rafael Devers hit a 2-out solo home
run against Mychal Givens for the walk-off win.**



19

LOB

Bethesda stranded 19 runners in a 12 inning win at Newark on Sept 6th

Kilkenny only batted 8 times while defeating Evanston, 7-3, on July 28, but managed to strand 17 men – a season high for regulation.



TEAM STATS






Beacon



Braves



**BEACON BRAVES
2022 Opening Day
Lineup**

- 1-Starling Marte, CF**
- 2-Michael Brantley, RF**
- 3-Paul Goldschmidt, 1B**
- 4-Jean Segura, 2B**
- 5-JD Martinez, LF**
- 6-Nolan Arenado, 3B**
- 7-Elias Diaz, C**
- 8-Isaiah Kiner-Falefa, SS**
- 9-Frankie Montas, P**



Bob Braun

**207 Landover Drive
Richlands, NC 28574**

(919) 478-6080

Vitabob66@gmail.com

22 Pitchers		Tm	Lg	W	L	PCT	SV	ERA	G	GS	CG	SHO	QS	IP	H	R	ER	HR	SO	BB
SOGARD, E.	BB	TY	0	0	-	0	.00	1	0	0	0	0	0	1.0	0	0	0	0	0	0
SADLER, C.	BB	TY	6	1	.857	18	.63	41	0	0	0	0	0	42.2	14	3	3	1	36	6
HENDRIKS, L.	BB	TY	4	1	.800	3	.96	57	0	0	0	0	0	74.2	41	9	8	2	96	11
LOPEZ, P.	BB	TY	11	2	.846	0	1.52	21	18	0	0	0	9	112.2	73	20	19	10	106	25
STECKENRIDER, D.	BB	TY	8	7	.533	15	1.56	64	0	0	0	0	0	81.0	32	15	14	6	57	22
LOUP, A.	BB	TY	5	0	1.000	5	1.76	56	1	0	0	0	0	61.1	32	15	12	2	42	19
THOMPSON, R.	BB	TY	0	3	.000	0	1.80	26	0	0	0	0	0	30.0	17	7	6	3	25	5
MEJIA, J.	BB	TY	0	0	-	1	2.08	2	0	0	0	0	0	4.1	3	1	1	0	4	3
DUNNING, D.	NE	TY	0	0	-	0	2.25	3	3	0	0	0	0	12.0	12	3	3	3	12	4
PRESSLY, R.	BB	TY	0	2	.000	6	2.29	56	0	0	0	0	0	63.0	31	16	16	9	71	18
BUMGARNER, M.	NE	TY	1	2	.333	0	2.30	6	6	0	0	0	1	31.1	25	10	8	3	23	8
STROMAN, M.	BB	TY	19	6	.760	0	2.32	34	31	1	1	24	205.2	127	55	53	20	157	50	
JACKSON, L.	BB	TY	6	3	.667	7	2.32	53	0	0	0	0	0	62.0	30	17	16	5	62	22
FINNEGAN, K.	BB	TY	1	1	.500	5	2.39	23	0	0	0	0	0	26.1	18	7	7	3	24	9
MONTAS, F.	BB	TY	17	5	.773	0	3.15	35	34	1	1	18	205.2	145	76	72	32	234	83	
TRIVINO, L.	BB	TY	3	0	1.000	1	3.25	30	0	0	0	0	0	36.0	28	13	13	6	21	6
COLE, G.	BB	TY	12	6	.667	0	3.33	32	32	2	2	17	191.2	143	78	71	36	239	49	
NERIS, H.	BB	TY	5	1	.833	2	3.77	25	0	0	0	0	0	31.0	30	13	13	5	39	9
BERRIOS, J.	BB	TY	16	5	.762	0	3.97	24	24	2	1	13	138.1	123	67	61	25	117	39	
HERNANDEZ, E.	BB	TY	3	0	1.000	1	3.98	16	12	0	0	3	61.0	50	27	27	13	57	19	
MATON, P.	BB	TY	0	0	-	1	10.05	8	1	0	0	0	0	14.1	24	16	16	5	18	8
LEON, S.	BB	TY	0	0	-	0	20.25	1	0	0	0	0	0	4.0	9	9	9	4	6	1
Beacon Braves			117	45	.722	65	2.71	614	162	6	5	85	1490.0	1007	477	448	193	1446	416	
22 Pitchers		Tm	Lg	SUP/9	R/9	ERA	BF/9	BR/9	H/9	BB/9	SO/9	HR/9	ERPT	OBA	BF	BR	IBB	HB	WP	BK
SOGARD, E.	BB	TY	.0	.00	.00	27.0	.0	.0	.0	.0	.0	.00	.5	.000	3	0	0	0	0	0
SADLER, C.	BB	TY	.0	.63	.63	30.6	4.2	3.0	1.1	7.6	.21	16.3	.101	.145	20	1	1	1	2	0
HENDRIKS, L.	BB	TY	.0	1.08	.96	32.8	6.5	4.9	1.3	11.6	.24	25.7	.160	.272	54	0	2	1	0	0
LOPEZ, P.	BB	TY	6.0	1.60	1.52	34.2	8.2	5.8	2.0	8.5	.80	31.9	.185	.428	103	0	5	1	0	0
STECKENRIDER, D.	BB	TY	.0	1.67	1.56	32.4	5.6	3.6	1.9	6.3	.67	22.6	.120	.292	50	5	1	0	0	0
LOUP, A.	BB	TY	.9	2.20	1.76	33.8	7.6	4.7	2.6	6.2	.29	15.7	.154	.230	52	1	2	0	0	0
THOMPSON, R.	BB	TY	.0	2.10	1.80	34.2	7.5	5.1	1.5	7.5	.90	7.6	.160	.114	25	0	3	0	0	0
MEJIA, J.	BB	TY	.0	2.08	2.08	35.3	12.5	6.2	6.2	8.3	.00	1.0	.231	.17	6	0	0	0	0	0
DUNNING, D.	NE	TY	8.3	2.25	2.25	39.0	12.8	9.0	3.0	9.0	2.25	2.4	.255	.52	17	0	1	0	0	0
PRESSLY, R.	BB	TY	.0	2.29	2.29	33.4	7.0	4.4	2.6	10.1	1.29	12.5	.145	.234	49	0	0	1	0	0
BUMGARNER, M.	NE	TY	3.7	2.87	2.30	35.9	9.5	7.2	2.3	6.6	.86	6.2	.219	.125	33	0	0	0	0	0
STROMAN, M.	BB	TY	5.4	2.41	2.32	35.1	8.2	5.6	2.2	6.9	.88	39.9	.172	.801	187	0	10	3	0	0
JACKSON, L.	BB	TY	.0	2.47	2.32	34.5	7.4	4.4	2.9	9.0	.73	12.0	.142	.238	51	2	1	1	0	0
FINNEGAN, K.	BB	TY	.0	2.39	2.39	37.6	10.6	6.2	3.1	8.2	1.03	4.9	.186	.110	31	0	4	1	0	0
MONTAS, F.	BB	TY	4.7	3.33	3.15	36.5	10.2	6.3	3.6	10.2	1.40	20.9	.197	.835	233	0	5	4	0	0
TRIVINO, L.	BB	TY	.0	3.25	3.25	36.3	8.5	7.0	1.3	5.3	1.50	3.3	.206	.145	34	1	1	3	0	0
COLE, G.	BB	TY	4.7	3.66	3.33	36.1	9.4	6.7	2.3	11.2	1.69	15.6	.202	.768	200	0	8	3	1	0
NERIS, H.	BB	TY	.0	3.77	3.77	37.7	11.6	8.7	2.3	11.3	1.45	1.0	.254	.130	40	1	2	0	0	0
BERRIOS, J.	BB	TY	6.6	4.36	3.97	37.3	11.0	8.0	2.5	7.6	1.63	1.5	.236	.574	169	0	7	0	0	0
HERNANDEZ, E.	BB	TY	1.3	3.98	3.98	37.5	10.9	7.4	2.8	8.4	1.92	.6	.221	.254	74	0	5	0	0	0
MATON, P.	BB	TY	2.5	10.05	10.05	47.1	20.7	15.1	5.0	11.3	3.14	-9.5	.364	.75	33	0	1	0	0	0
LEON, S.	BB	TY	.0	20.25	20.25	49.5	22.5	20.3	2.3	13.5	9.00	-7.2	.429	.22	10	0	0	0	0	0
Beacon Braves			3.3	2.88	2.71	35.4	8.9	6.1	2.4	8.7	1.17	225.1	.189	5864	1471	11	59	20	1	1

37 Players	Tm	Lg	AVG	G	AB	R	H	2B	3B	HR	TB	RBI	SO	BB	ASB	SB	CS	SBP	GDP
MATON, P.	BB	TY	.500	8	4	0	2	0	0	0	2	0	0	0	0	0	0	-	0
DUNNING, D.	NE	TY	.333	3	3	1	1	0	0	0	1	0	0	1	0	0	0	-	0
GOLDSCHMIDT, P.	BB	TY	.331	156	574	105	190	40	0	36	338	103	119	61	22	17	5	77.3	4
MARTE, S.	BB	TY	.321	105	386	99	124	22	6	13	197	44	75	35	53	49	4	92.5	2
DIAZ, E.	BB	TY	.316	91	250	37	79	12	1	16	141	40	30	18	0	0	0	-	6
MARTINEZ, J.	BB	TY	.314	158	554	74	174	45	3	22	291	105	130	47	0	0	0	-	10
BRANTLEY, M.	BB	TY	.307	136	427	50	131	26	3	10	193	70	58	24	0	0	0	-	3
SEGURA, J.	BB	TY	.296	147	503	77	149	32	5	12	227	67	84	38	15	11	4	73.3	10
CHOI, J.	BB	TY	.279	85	122	23	34	3	1	6	57	23	31	19	0	0	0	-	1
BADER, H.	BB	TY	.262	137	302	58	79	7	0	10	116	32	61	17	18	14	4	77.8	4
LAUREANO, R.	BB	TY	.258	141	329	51	85	22	5	18	171	54	82	21	22	17	5	77.3	4
KINER-FALEFA, I.	BB	TY	.254	160	574	59	146	23	4	3	186	43	102	16	29	26	3	89.7	6
CASTRO, W.	BB	TY	.248	114	206	29	51	7	3	4	76	24	52	16	17	11	6	64.7	2
REYES, P.	BB	TY	.237	59	80	19	19	7	0	3	35	15	17	17	9	7	2	77.8	1
ARENADO, N.	BB	TY	.224	158	554	67	124	29	4	24	233	90	99	44	3	2	1	66.7	18
SOGARD, E.	BB	TY	.184	24	38	3	7	2	0	0	9	2	9	0	0	0	0	-	1
MONTAS, F.	BB	TY	.167	35	72	7	12	1	0	1	16	3	25	2	0	0	0	-	1
HERNANDEZ, E.	BB	TY	.167	16	18	1	3	0	0	0	3	1	8	0	0	0	0	-	0
PEREZ, R.	BB	TY	.163	112	301	36	49	8	1	14	101	38	116	42	0	0	0	-	3
HERRERA, O.	BB	TY	.136	36	59	3	8	3	0	1	14	5	8	0	0	0	0	-	0
STROMAN, M.	BB	TY	.125	34	72	5	9	5	0	0	14	7	30	2	1	1	0	100.0	1
LOPEZ, P.	BB	TY	.111	21	45	2	5	3	0	0	8	7	19	1	0	0	0	-	0
BERRIOS, J.	BB	TY	.109	24	46	7	5	2	0	0	7	2	12	5	0	0	0	-	1
LEON, S.	BB	TY	.083	15	24	0	2	0	0	0	2	1	12	3	0	0	0	-	0
COLE, G.	BB	TY	.046	32	65	3	3	0	0	0	3	1	23	4	0	0	0	-	2
BUMGARNER, M.	NE	TY	.000	6	9	0	0	0	0	0	0	0	8	0	0	0	0	-	0
HENDRIKS, L.	BB	TY	.000	57	7	1	0	0	0	0	0	0	3	0	0	0	0	-	0
FINNEGAN, K.	BB	TY	.000	23	5	0	0	0	0	0	0	1	1	0	0	0	0	-	0
JACKSON, L.	BB	TY	.000	53	4	0	0	0	0	0	0	0	1	1	0	0	0	-	0
LOUP, A.	BB	TY	.000	56	2	0	0	0	0	0	0	0	1	1	0	0	0	-	0
NERIS, H.	BB	TY	.000	25	3	0	0	0	0	0	0	0	2	0	0	0	0	-	0
MEJIA, J.	BB	TY	.000	2	2	0	0	0	0	0	0	0	1	0	0	0	0	-	0
PRESSLY, R.	BB	TY	.000	56	2	0	0	0	0	0	0	0	1	0	0	0	0	-	0
STECKENRIDER, D.	BB	TY	.000	64	1	0	0	0	0	0	0	0	0	1	0	0	0	-	0
THOMPSON, R.	BB	TY	.000	26	2	0	0	0	0	0	0	0	1	0	0	0	0	-	0
TRIVINO, L.	BB	TY	.000	30	2	0	0	0	0	0	0	0	0	0	0	0	0	-	0
SADLER, C.	BB	TY	.000	41	1	0	0	0	0	0	0	0	0	0	0	0	0	-	0
Beacon Braves			.264	2446	5648	817	1491	299	36	193	2441	778	1221	436	189	155	34	82.0	80

37 Players	Tm	Lg	AVG	OBP	SLG	OPS	ISO	SECA	TA	RCON	RC	RC/G	PA	IBB	HBP	SH	SF
MATON, P.	BB	TY	.500	.500	.500	1.000	.000	.000	1.000	.4	1.0	13.5	4	0	0	0	0
DUNNING, D.	NE	TY	.333	.500	.333	.833	.000	.333	1.000	.3	.7	6.4	5	0	0	1	0
GOLDSCHMIDT, P.	BB	TY	.331	.396	.589	.985	.258	.385	1.066	62.1	139.2	9.5	641	3	3	0	3
MARTE, S.	BB	TY	.321	.395	.510	.906	.189	.396	1.097	42.7	89.7	9.0	435	2	13	0	1
DIAZ, E.	BB	TY	.316	.360	.564	.924	.248	.320	.904	19.5	49.7	7.5	272	2	1	0	3
MARTINEZ, J.	BB	TY	.314	.361	.525	.886	.211	.296	.867	38.2	105.9	7.1	613	7	0	0	12
BRANTLEY, M.	BB	TY	.307	.341	.452	.793	.145	.201	.729	14.4	67.5	6.0	458	2	1	0	6
SEGURA, J.	BB	TY	.296	.349	.451	.800	.155	.245	.761	19.8	79.2	5.8	548	0	4	0	3
CHOI, J.	BB	TY	.279	.373	.467	.840	.189	.344	.854	7.1	22.9	6.9	142	0	0	0	1
BADER, H.	BB	TY	.262	.307	.384	.691	.123	.212	.649	.8	36.3	4.2	323	0	3	0	1
LAUREANO, R.	BB	TY	.258	.315	.520	.835	.261	.362	.854	16.6	54.4	5.8	359	1	7	0	2
KINER-FALEFA, I.	BB	TY	.254	.279	.324	.603	.070	.138	.531	-14.4	54.0	3.3	598	4	4	2	2
CASTRO, W.	BB	TY	.248	.316	.369	.685	.121	.223	.663	-8	24.5	4.0	229	2	5	1	1
REYES, P.	BB	TY	.237	.367	.438	.805	.200	.475	.922	5.2	14.7	6.1	98	0	0	0	1
ARENADO, N.	BB	TY	.224	.283	.421	.704	.197	.278	.630	.0	62.6	3.7	608	3	4	0	5
SOGARD, E.	BB	TY	.184	.184	.237	.421	.053	.053	.281	-3.9	1.4	1.2	38	0	0	0	0
MONTAS, F.	BB	TY	.167	.189	.222	.411	.056	.083	.295	-7.5	3.0	1.3	76	0	0	2	0
HERNANDEZ, E.	BB	TY	.167	.167	.167	.333	.000	.000	.200	-2.4	.5	.9	18	0	0	0	0
PEREZ, R.	BB	TY	.163	.273	.336	.608	.173	.312	.580	-8.5	30.5	3.1	357	3	5	4	4
HERRERA, O.	BB	TY	.136	.150	.237	.387	.102	.102	.294	-6.8	2.1	1.1	60	0	1	0	0
STROMAN, M.	BB	TY	.125	.149	.194	.343	.069	.111	.266	-8.9	2.2	.9	78	0	0	4	0
LOPEZ, P.	BB	TY	.111	.128	.178	.305	.067	.089	.225	-6.3	1.1	.7	47	0	0	0	1
BERRIOS, J.	BB	TY	.109	.196	.152	.348	.043	.152	.286	-5.6	1.6	1.0	54	0	0	3	0
LEON, S.	BB	TY	.083	.185	.083	.269	.000	.125	.227	-3.6	.5	.6	27	0	0	0	0
COLE, G.	BB	TY	.046	.101	.046	.148	.000	.062	.109	-12.8	.4	.2	72	0	0	3	0
BUMGARNER, M.	NE	TY	.000	.000	.000	.000	.000	.000	.000	-2.3	.0	.0	9	0	0	0	0
HENDRIKS, L.	BB	TY	.000	.000	.000	.000	.000	.000	.000	-1.8	.0	.0	7	0	0	0	0
FINNEGAN, K.	BB	TY	.000	.000	.000	.000	.000	.000	.000	-1.3	.0	.0	5	0	0	0	0
JACKSON, L.	BB	TY	.000	.200	.000	.200	.000	.250	.250	-7	.1	.4	5	0	0	0	0
LOUP, A.	BB	TY	.000	.333	.000	.333	.000	.500	.500	-2	.1	1.2	3	0	0	0	0
NERIS, H.	BB	TY	.000	.000	.000	.000	.000	.000	.000	-8	.0	.0	3	0	0	0	0
MEJIA, J.	BB	TY	.000	.000	.000	.000	.000	.000	.000	-5	.0	.0	2	0	0	0	0
PRESSLY, R.	BB	TY	.000	.000	.000	.000	.000	.000	.000	-5	.0	.0	2	0	0	0	0
STECKENRIDER, D.	BB	TY	.000	.500	.000	.500	.000	1.000	1.000	.1	.1	3.5	2	0	0	0	0
THOMPSON, R.	BB	TY	.000	.000	.000	.000	.000	.000	.000	-5	.0	.0	2	0	0	0	0
TRIVINO, L.	BB	TY	.000	.000	.000	.000	.000	.000	.000	-5	.0	.0	2	0	0	0	0
SADLER, C.	BB	TY	.000	.000	.000	.000	.000	.000	.000	-3	.0	.0	1	0	0	0	0
Beacon Braves			.264	.320	.432	.752	.168	.267	.722	136.7	804.1	5.0	6203	29	51	20	46

Bethesda




MD

Bambinos



BETHESDA BAMBINOS 2022 Opening Day Starting Lineup



- 1-Lamonte Wade, CF
- 2-Rafael Ortega, LF
- 3-Brandon Lowe, 2B
- 4-Kris Bryant, RF
- 5-Carlos Correa, SS
- 6-JT Realmuto, C
- 7-Ryan McMahon, 3B
- 8-Anthony Rizzo, 1B
- 9-Kevin Gausman, P



Frank Tedeschi

**19620 Bruner Way
Poolesville, MD 20837
(301) 473-2079
frankt@comcast.net**



16 Pitchers	Tm	Lg	W	L	PCT	SV	ERA	G	GS	CG	SHO	QS	IP	H	R	ER	HR	SO	BB
McHUGH, C.	BT	TY	4	1	.800	36	1.14	61	0	0	0	0	71.1	24	9	9	6	83	11
KIMBREL, C.	BT	TY	6	3	.667	8	1.75	55	0	0	0	0	67.0	37	17	13	6	87	26
MONTERO, R.	BT	TY	1	0	1.000	0	2.21	16	0	0	0	0	20.1	20	8	5	3	19	11
GAUSMAN, K.	BT	TY	19	5	.792	0	2.27	30	30	3	3	24	210.1	133	56	53	23	223	59
CHAFIN, A.	BT	TY	10	2	.833	5	2.83	53	0	0	0	0	76.1	45	25	24	8	69	30
HEAD, L.	BT	TY	2	3	.400	0	2.97	28	0	0	0	0	39.1	25	13	13	4	30	8
MILEY, W.	BT	TY	13	8	.619	0	3.05	28	28	1	1	19	171.0	136	68	58	22	131	56
KENNEDY, I.	BT	TY	4	1	.800	2	3.06	44	0	0	0	0	61.2	53	25	21	8	65	15
URQUIDY, J.	BT	TY	6	7	.462	0	3.17	18	18	0	0	9	102.1	100	48	36	16	88	27
GREINKE, Z.	BT	TY	12	6	.667	0	3.30	24	24	2	1	14	142.0	129	55	52	15	114	33
STAMMEN, C.	BT	TY	6	2	.750	1	3.44	60	3	0	0	3	91.2	70	39	35	15	78	24
MANOAH, A.	BT	TY	8	6	.571	0	3.66	21	20	0	0	10	120.1	108	52	49	15	126	36
BIEBER, S.	BT	TY	5	4	.556	0	4.12	20	20	0	0	8	115.2	93	56	53	22	147	33
HUDSON, D.	BT	TY	3	5	.375	2	4.25	48	0	0	0	0	55.0	41	27	26	7	68	21
CIVALE, A.	BT	TY	5	3	.625	0	4.51	24	16	0	0	10	119.2	131	62	60	25	93	27
HOWARD, S.	BT	TY	1	1	.500	0	5.82	5	3	0	0	1	21.2	26	15	14	7	24	6
Bethesda Bambinos			105	57	.648	54	3.16	535	162	6	5	98	1485.2	1171	575	521	202	1445	423

16 Pitchers	Tm	Lg	SUP/9	R/9	ERA	BF/9	BR/9	H/9	BB/9	SO/9	HR/9	ERPT	OBA	BF	BR	IBB	HB	WP	BK
McHUGH, C.	BT	TY	.0	1.14	1.14	31.0	4.5	3.0	1.3	10.5	.76	23.2	.103	246	36	1	2	2	0
KIMBREL, C.	BT	TY	.0	2.28	1.75	35.1	8.5	5.0	3.2	11.7	.81	17.3	.159	261	63	2	2	1	0
MONTERO, R.	BT	TY	.0	3.54	2.21	39.0	13.7	8.9	4.9	8.4	1.33	4.2	.260	88	31	0	0	0	0
GAUSMAN, K.	BT	TY	5.1	2.40	2.27	34.9	8.6	5.7	2.5	9.5	.98	42.0	.180	815	200	1	9	1	0
CHAFIN, A.	BT	TY	.0	2.95	2.83	35.4	8.4	5.3	2.9	8.1	.94	10.5	.168	300	71	5	1	2	0
HEAD, L.	BT	TY	.0	2.97	2.97	34.3	8.2	5.7	1.8	6.9	.92	4.8	.182	150	36	0	3	0	0
MILEY, W.	BT	TY	5.7	3.58	3.05	37.2	10.5	7.2	2.9	6.9	1.16	19.2	.213	706	199	0	7	2	0
KENNEDY, I.	BT	TY	.0	3.65	3.06	37.2	9.9	7.7	1.9	9.5	1.17	6.9	.226	255	68	2	2	0	0
URQUIDY, J.	BT	TY	4.7	4.22	3.17	38.3	11.5	8.8	2.4	7.7	1.41	10.2	.250	436	131	0	4	0	0
GREINKE, Z.	BT	TY	7.4	3.49	3.30	36.5	10.5	8.2	2.1	7.2	.95	12.1	.241	576	165	0	3	0	0
STAMMEN, C.	BT	TY	1.1	3.83	3.44	36.5	9.4	6.9	2.1	7.7	1.47	6.4	.206	372	96	3	5	1	0
MANOAH, A.	BT	TY	4.3	3.89	3.66	37.6	11.1	8.1	2.6	9.4	1.12	5.4	.236	503	148	1	5	0	1
BIEBER, S.	BT	TY	4.7	4.36	4.12	36.4	10.2	7.2	2.6	11.4	1.71	-.7	.218	468	131	0	5	1	0
HUDSON, D.	BT	TY	.0	4.42	4.25	36.5	10.1	6.7	3.4	11.1	1.15	-1.2	.204	223	62	0	0	1	0
CIVALE, A.	BT	TY	2.9	4.66	4.51	38.4	11.9	9.9	2.0	7.0	1.88	-5.9	.277	511	158	1	1	0	1
HOWARD, S.	BT	TY	6.6	6.23	5.82	39.0	13.3	10.8	2.5	10.0	2.91	-4.2	.299	94	32	0	0	1	0
Bethesda Bambinos			3.5	3.48	3.16	36.4	9.9	7.1	2.5	8.8	1.22	150.1	.214	6004	1627	16	49	12	2

34 Players	Tm	Lg	AVG	G	AB	R	H	2B	3B	HR	TB	RBI	SO	BB	ASB	SB	CS	SBP	GDP
STALLINGS, J.	BT	TY	.310	91	184	24	57	13	1	6	90	18	36	16	0	0	0	-	6
DRURY, B.	BT	TY	.286	30	63	8	18	2	0	5	35	13	12	5	0	0	0	-	1
CORREA, C.	BT	TY	.277	155	560	88	155	28	4	22	257	84	111	79	0	0	0	-	11
SANO, M.	BT	TY	.275	113	320	57	88	16	0	24	176	67	107	39	0	0	0	-	4
BRYANT, K.	BT	TY	.266	146	526	92	140	39	0	24	251	74	138	57	17	16	1	94.1	8
HAPP, I.	BT	TY	.263	125	452	78	119	22	2	21	208	55	146	60	10	6	4	60.0	6
REALMUTO, J.	BT	TY	.259	127	433	64	112	24	2	11	173	42	127	40	16	16	0	100.0	5
SOLER, J.	BT	TY	.257	82	222	34	57	7	1	19	123	46	61	24	0	0	0	-	4
WARD, T.	BT	TY	.257	41	74	9	19	6	0	2	31	9	12	8	1	1	0	100.0	0
McMAHON, R.	BT	TY	.253	131	371	50	94	23	0	22	183	67	106	46	0	0	0	-	7
PHAM, T.	BT	TY	.249	108	277	50	69	17	0	10	116	32	77	45	12	10	2	83.3	7
RIZZO, A.	BT	TY	.242	147	491	53	119	25	5	18	208	64	83	36	1	1	0	100.0	10
ORTEGA, R.	BT	TY	.241	93	245	28	59	8	4	3	84	16	60	22	11	8	3	72.7	2
LOWE, B.	BT	TY	.240	150	559	91	134	28	0	42	288	99	169	58	4	3	1	75.0	5
SOSA, E.	BT	TY	.229	101	144	13	33	4	0	1	40	8	29	7	0	0	0	-	2
WADE, L.	BT	TY	.212	120	306	39	65	14	1	9	108	36	86	28	11	7	4	63.6	2
DAVIS, J.	BT	TY	.202	53	89	5	18	6	0	1	27	10	30	8	0	0	0	-	1
MILEY, W.	BT	TY	.169	28	59	7	10	2	0	0	12	3	19	3	0	0	0	-	1
CIVALE, A.	BT	TY	.161	24	31	2	5	1	0	1	9	4	7	3	0	0	0	-	1
MANOAH, A.	BT	TY	.150	21	40	3	6	0	0	1	9	4	19	3	0	0	0	-	0
URQUIDY, J.	BT	TY	.147	18	34	1	5	1	0	0	6	1	11	2	0	0	0	-	0
GAUSMAN, K.	BT	TY	.137	30	73	7	10	0	0	0	10	4	36	3	0	0	0	-	1
GREINKE, Z.	BT	TY	.122	24	49	1	6	1	0	0	7	1	16	3	0	0	0	-	1
BIEBER, S.	BT	TY	.083	20	36	2	3	0	0	0	3	0	14	3	0	0	0	-	0
HOWARD, S.	BT	TY	.000	5	6	1	0	0	0	0	0	0	0	1	0	0	0	-	0
STAMMEN, C.	BT	TY	.000	60	7	0	0	0	0	0	0	0	3	0	0	0	0	-	0
MURPHY, T.			.000	2	6	0	0	0	0	0	0	0	3	0	0	0	0	-	0
KENNEDY, I.	BT	TY	.000	44	3	0	0	0	0	0	0	0	2	0	0	0	0	-	0
HEAD, L.	BT	TY	.000	28	2	0	0	0	0	0	0	0	1	0	0	0	0	-	0
MONTERO, R.	BT	TY	.000	16	2	0	0	0	0	0	0	0	1	0	0	0	0	-	0
CHAFIN, A.	BT	TY	.000	53	1	0	0	0	0	0	0	0	1	0	0	0	0	-	0
KIMBREL, C.	BT	TY	.000	55	1	0	0	0	0	0	0	0	0	0	0	0	0	-	0
McHUGH, C.	BT	TY	.000	61	1	0	0	0	0	0	0	0	0	0	0	0	0	-	0
HUDSON, D.	BT	TY	-	48	0	0	0	0	0	0	0	0	0	0	0	0	0	-	0
Bethesda Bambinos			.247	2350	5667	807	1401	287	20	242	2454	757	1523	599	83	68	15	81.9	85

34 Players	Tm	Lg	AVG	OBP	SLG	OPS	ISO	SECA	TA	RCON	RC	RC/G	PA	IBB	HBP	SH	SF
STALLINGS, J.	BT	TY	.310	.366	.489	.855	.179	.266	.805	10.7	32.0	6.4	203	0	1	1	1
DRURY, B.	BT	TY	.286	.333	.556	.889	.270	.349	.870	4.1	11.5	6.6	69	3	0	0	1
CORREA, C.	BT	TY	.277	.368	.459	.827	.182	.323	.815	29.6	97.7	6.3	644	4	3	0	2
SANO, M.	BT	TY	.275	.355	.550	.905	.275	.397	.915	23.7	64.2	7.3	361	0	1	0	1
BRYANT, K.	BT	TY	.266	.349	.477	.826	.211	.348	.848	30.4	92.8	6.3	596	0	11	0	2
HAPP, I.	BT	TY	.263	.352	.460	.812	.197	.334	.808	20.0	75.9	5.9	517	1	3	0	2
REALMUTO, J.	BT	TY	.259	.339	.400	.739	.141	.270	.745	13.5	64.4	5.3	489	3	14	0	2
SOLER, J.	BT	TY	.257	.333	.554	.887	.297	.405	.882	14.3	41.3	6.6	249	0	2	0	1
WARD, T.	BT	TY	.257	.375	.419	.794	.162	.284	.836	3.8	13.1	6.4	88	1	6	0	0
McMAHON, R.	BT	TY	.253	.334	.493	.827	.240	.364	.806	17.7	62.2	5.9	419	0	0	0	2
PHAM, T.	BT	TY	.249	.355	.419	.774	.170	.361	.793	11.9	43.7	5.4	324	0	1	0	1
RIZZO, A.	BT	TY	.242	.302	.424	.725	.181	.257	.660	4.5	62.4	4.4	537	3	7	0	3
ORTEGA, R.	BT	TY	.241	.306	.343	.649	.102	.212	.602	-3.4	27.0	3.8	268	1	1	0	0
LOWE, B.	BT	TY	.240	.316	.515	.831	.275	.383	.826	26.1	94.8	5.9	630	1	7	0	6
SOSA, E.	BT	TY	.229	.297	.278	.575	.049	.097	.478	-5.7	12.4	3.0	158	1	7	0	0
WADE, L.	BT	TY	.212	.277	.353	.630	.141	.242	.579	-7.6	31.0	3.3	337	2	0	1	2
DAVIS, J.	BT	TY	.202	.268	.303	.571	.101	.191	.486	-3.9	7.5	2.8	98	0	0	0	0
MILEY, W.	BT	TY	.169	.210	.203	.413	.034	.085	.300	-6.0	2.8	1.4	67	0	0	5	0
CIVALE, A.	BT	TY	.161	.235	.290	.526	.129	.226	.444	-1.9	2.1	1.9	37	0	0	3	0
MANOAH, A.	BT	TY	.150	.209	.225	.434	.075	.150	.353	-3.8	2.2	1.6	45	0	0	2	0
URQUIDY, J.	BT	TY	.147	.194	.176	.371	.029	.088	.276	-4.0	1.5	1.2	39	0	0	3	0
GAUSMAN, K.	BT	TY	.137	.167	.137	.304	.000	.041	.203	-10.2	2.1	.8	83	0	0	5	2
GREINKE, Z.	BT	TY	.122	.170	.143	.313	.020	.082	.227	-6.7	1.5	.8	58	0	0	5	1
BIEBER, S.	BT	TY	.083	.154	.083	.237	.000	.083	.182	-5.9	.8	.6	43	0	0	4	0
HOWARD, S.	BT	TY	.000	.143	.000	.143	.000	.167	.167	-1.2	.1	.4	8	0	0	1	0
STAMMEN, C.	BT	TY	.000	.000	.000	.000	.000	.000	.000	-1.8	.0	.0	8	0	0	1	0
MURPHY, T.			.000	.000	.000	.000	.000	.000	.000	-1.5	.0	.0	6	0	0	0	0
KENNEDY, I.	BT	TY	.000	.000	.000	.000	.000	.000	.000	-.8	.0	.0	4	0	0	1	0
HEAD, L.	BT	TY	.000	.000	.000	.000	.000	.000	.000	-.5	.0	.0	2	0	0	0	0
MONTERO, R.	BT	TY	.000	.000	.000	.000	.000	.000	.000	-.5	.0	.0	2	0	0	0	0
CHAFIN, A.	BT	TY	.000	.000	.000	.000	.000	.000	.000	-.3	.0	.0	1	0	0	0	0
KIMBREL, C.	BT	TY	.000	.000	.000	.000	.000	.000	.000	-.3	.0	.0	1	0	0	0	0
McHUGH, C.	BT	TY	.000	.000	.000	.000	.000	.000	.000	-.3	.0	.0	1	0	0	0	0
HUDSON, D.	BT	TY	-	-	-	-	-	-	-	.0	-	-	0	0	0	0	0
Bethesda Bambinos			.247	.325	.433	.758	.186	.301	.730	144.4	826.1	5.0	6392	20	64	32	29




Marty Fiehl

3636 Turner Drive
Endwell, NY 13760

(607) 754-4742

Mfiehl@stny.rr.com

SCRANTON SPANISH FLIES



**2022 Opening Day
Starting Lineup**
1-Myles Straw, LF
2-Nicky Lopez, SS
3-Brandon Belt, 1B
4-Byron Buxton, RF
5-Jorge Polanco, 2B
5-Manny Machado, 3B
6-Josh Rojas, CF
8-Omar Narvaez, C
9-Framber Valdez, P



19 Pitchers	Tm	Lg	W	L	PCT	SV	ERA	G	GS	CG	SHO	QS	IP	H	R	ER	HR	SO	BB
TREINEN, B.	SS	TY	8	2	.800	28	.97	68	0	0	0	0	83.1	34	10	9	4	91	25
SWANSON, E.	SS	TY	4	0	1.000	2	2.06	32	1	0	0	0	43.2	30	10	10	5	46	10
CHAVEZ, J.	SS	TY	3	4	.429	3	2.56	32	1	0	0	0	38.2	30	12	11	3	38	25
VALDEZ, F.	SS	TY	12	4	.750	0	2.60	28	26	0	0	15	155.2	97	47	45	17	133	46
PERALTA, F.	SS	TY	8	7	.533	1	2.64	35	27	0	0	15	153.1	116	55	45	17	182	47
BLEIER, R.	SS	TY	3	6	.333	4	2.70	61	0	0	0	0	70.0	53	21	21	9	50	8
PRICE, D.			1	0	1.000	0	2.75	14	4	0	0	1	19.2	21	8	6	2	17	8
BASS, A.	SS	TY	3	1	.750	0	2.89	32	1	0	0	0	43.2	41	15	14	6	30	20
GONZALEZ, C.	HA	TY	2	0	1.000	0	3.00	4	0	0	0	0	12.0	15	5	4	2	15	2
RODRIGUEZ, R.	SS	TY	5	5	.500	4	3.16	61	0	0	0	0	68.1	58	26	24	9	52	11
MAHLE, T.	SS	TY	15	7	.682	0	3.41	41	31	0	0	17	200.1	171	84	76	24	216	76
McCLANAHAN, S.	SS	TY	13	7	.650	0	3.87	31	21	1	1	11	135.0	94	59	58	22	131	54
SALE, C.	SS	TY	3	4	.429	0	4.02	24	10	0	0	0	56.0	46	25	25	6	64	15
SULSER, C.	SS	TY	9	3	.750	4	4.12	50	0	0	0	0	67.2	48	35	31	10	73	22
COULOMBE, D.			0	0	-	0	4.15	7	0	0	0	0	8.2	5	4	4	0	9	3
SANDOVAL, P.	SS	TY	4	4	.500	0	4.25	28	12	0	0	4	82.2	83	40	39	16	90	34
MEGILL, T.	SS	TY	2	1	.667	1	4.39	18	4	0	0	1	55.1	57	29	27	7	46	15
HOUSER, A.	SS	TY	6	4	.600	0	4.50	34	24	0	0	12	156.0	124	79	78	25	125	60
ABREU, B.	SS	TY	1	1	.500	0	7.00	11	0	0	0	0	18.0	27	14	14	7	18	9
Scranton Spanish Flies			102	60	.630	47	3.32	611	162	1	1	76	1468.0	1150	578	541	191	1426	490
19 Pitchers	Tm	Lg	SUP/9	R/9	ERA	BF/9	BR/9	H/9	BB/9	SO/9	HR/9	ERPT	OBA	BF	BR	IBB	HB	WP	BK
TREINEN, B.	SS	TY	.0	1.08	.97	32.7	5.9	3.7	2.3	9.8	.43	28.6	.125	303	55	4	0	1	0
SWANSON, E.	SS	TY	.2	2.06	2.06	35.5	7.8	6.2	1.4	9.5	1.03	9.7	.186	172	38	3	1	0	0
CHAVEZ, J.	SS	TY	.2	2.79	2.56	38.6	12.1	7.0	5.1	8.8	.70	6.5	.217	166	52	3	0	1	0
VALDEZ, F.	SS	TY	3.9	2.72	2.60	34.9	8.4	5.6	2.5	7.7	.98	25.3	.177	603	145	2	4	0	0
PERALTA, F.	SS	TY	4.1	3.23	2.64	36.4	9.7	6.8	2.6	10.7	1.00	24.3	.208	620	166	2	5	0	0
BLEIER, R.	SS	TY	.0	2.70	2.70	34.1	8.0	6.8	.8	6.4	1.16	10.6	.210	265	62	2	3	1	0
PRICE, D.			5.5	3.66	2.75	39.4	13.7	9.6	3.7	7.8	.92	2.9	.276	86	30	0	1	1	0
BASS, A.	SS	TY	.2	3.09	2.89	38.7	13.4	8.5	4.1	6.2	1.24	5.7	.253	188	65	0	4	0	0
GONZALEZ, C.	HA	TY	.0	3.75	3.00	39.8	13.5	11.3	1.5	11.3	1.50	1.4	.300	53	18	0	1	0	0
RODRIGUEZ, R.	SS	TY	.0	3.42	3.16	36.1	8.8	7.6	1.1	6.8	1.19	6.9	.225	274	67	3	1	3	1
MAHLE, T.	SS	TY	4.4	3.77	3.41	37.8	11.5	7.7	3.4	9.7	1.08	14.5	.230	842	257	1	11	4	0
McCLANAHAN, S.	SS	TY	4.9	3.93	3.87	36.9	10.1	6.3	3.5	8.7	1.47	3.0	.192	554	151	1	4	4	0
SALE, C.	SS	TY	2.3	4.02	4.02	36.0	10.1	7.4	2.4	10.3	.96	.3	.222	224	63	0	2	0	0
SULSER, C.	SS	TY	.0	4.66	4.12	36.0	8.9	6.4	2.5	9.7	1.33	-.4	.196	271	67	3	0	0	0
COULOMBE, D.			.0	4.15	4.15	35.3	8.3	5.2	3.1	9.3	.00	-.1	.161	34	8	0	0	0	0
SANDOVAL, P.	SS	TY	3.3	4.35	4.25	39.7	13.4	9.0	3.7	9.8	1.74	-1.7	.257	365	123	0	6	5	0
MEGILL, T.	SS	TY	2.6	4.72	4.39	39.0	12.5	9.3	2.4	7.5	1.14	-2.0	.265	240	77	0	5	0	0
HOUSER, A.	SS	TY	3.3	4.56	4.50	37.4	10.8	7.2	3.4	7.2	1.44	-7.5	.215	649	188	1	5	3	0
ABREU, B.	SS	TY	.0	7.00	7.00	44.0	18.0	13.5	4.5	9.0	3.50	-5.9	.355	88	36	0	0	0	0
Scranton Spanish Flies			2.7	3.54	3.32	36.8	10.2	7.1	2.9	8.7	1.17	122.2	.214	5997	1668	25	53	23	1

37 Players	Tm	Lg	AVG	G	AB	R	H	2B	3B	HR	TB	RBI	SO	BB	ASB	SB	CS	SBP	GDP
SULSER, C.	SS	TY	.500	50	4	1	2	0	0	0	2	0	1	0	0	0	0	-	0
MEGILL, T.	SS	TY	.333	18	21	2	7	5	0	0	12	2	6	0	0	0	0	-	1
BASS, A.	SS	TY	.333	32	3	0	1	0	0	0	1	0	2	0	0	0	0	-	0
BUXTON, B.	SS	TY	.303	69	152	31	46	19	0	11	98	38	40	14	13	12	1	92.3	1
ROBERT, L.	SS	TY	.297	110	239	40	71	15	0	10	116	47	57	17	6	5	1	83.3	4
POLANCO, J.	SS	TY	.295	154	569	98	168	36	2	33	307	108	120	48	19	15	4	78.9	6
MACHADO, M.	SS	TY	.285	137	459	81	131	26	1	33	258	94	83	47	15	15	0	100.0	4
LUX, G.	SS	TY	.277	103	242	45	67	11	2	5	97	22	54	39	1	1	0	100.0	4
LOPEZ, N.	SS	TY	.274	152	478	67	131	18	3	4	167	47	82	49	30	27	3	90.0	5
RODGERS, B.	SS	TY	.272	103	287	45	78	12	2	9	121	44	66	21	0	0	0	-	9
SCHOOP, J.	WC	TY	.270	29	89	12	24	5	0	4	41	17	14	8	0	0	0	-	0
NARVAEZ, O.	SS	TY	.264	113	299	27	79	15	0	11	127	43	45	24	0	0	0	-	7
RUF, D.	SS	TY	.252	60	147	25	37	5	0	13	81	29	34	26	0	0	0	-	4
STRAW, M.	SS	TY	.251	152	581	87	146	30	1	8	202	40	111	55	38	34	4	89.5	6
HEDGES, A.	SS	TY	.242	59	120	10	29	3	0	3	41	12	33	9	0	0	0	-	1
SMITH, P.	SS	TY	.240	110	262	33	63	13	2	5	95	26	58	16	0	0	0	-	3
MYERS, W.	SS	TY	.237	136	355	55	84	23	2	14	153	54	120	51	10	7	3	70.0	6
VALDEZ, F.	SS	TY	.222	28	45	1	10	2	0	0	12	3	12	3	0	0	0	-	0
VARSHO, D.	SS	TY	.222	83	194	24	43	8	2	5	70	27	56	19	7	7	0	100.0	0
ROJAS, J.	SS	TY	.221	131	357	39	79	21	0	8	124	34	87	43	8	6	2	75.0	4
CHAPMAN, M.	SS	TY	.210	83	200	23	42	9	1	5	68	28	73	27	1	0	1	.0	2
McCLANAHAN, S.	SS	TY	.200	31	40	1	8	1	0	0	9	2	8	1	0	0	0	-	3
TREINEN, B.	SS	TY	.200	68	5	1	1	0	0	0	1	0	2	1	0	0	0	-	0
BLEIER, R.	SS	TY	.200	61	5	1	1	0	0	0	1	0	2	0	0	0	0	-	0
SANDOVAL, P.	SS	TY	.190	28	21	2	4	1	0	0	5	3	5	1	0	0	0	-	0
BELT, B.	SS	TY	.177	109	282	40	50	8	1	12	96	27	100	38	6	5	1	83.3	3
GONZALEZ, C.	HA	TY	.167	4	6	0	1	0	0	0	1	0	3	0	0	0	0	-	0
PERALTA, F.	SS	TY	.104	35	48	2	5	0	0	0	5	0	27	1	0	0	0	-	2
SALE, C.	SS	TY	.091	24	11	0	1	0	0	0	1	0	2	0	0	0	0	-	0
MAHLE, T.	SS	TY	.086	41	58	1	5	0	0	0	5	2	18	5	0	0	0	-	2
HOUSER, A.	SS	TY	.064	34	47	1	3	0	0	0	3	2	28	1	0	0	0	-	1
CHAVEZ, J.	SS	TY	.000	32	5	0	0	0	0	0	0	0	3	0	0	0	0	-	0
ABREU, B.	SS	TY	.000	11	2	0	0	0	0	0	0	0	1	2	0	0	0	-	0
PRICE, D.			.000	14	3	0	0	0	0	0	0	0	1	0	0	0	0	-	0
SWANSON, E.	SS	TY	.000	32	2	0	0	0	0	0	0	0	0	0	0	0	0	-	0
COULOMBE, D.			-	7	0	0	0	0	0	0	0	0	0	0	0	0	0	-	0
RODRIGUEZ, R.	SS	TY	-	61	0	0	0	0	0	0	0	0	0	0	0	0	0	-	0
Scranton Spanish Flies			.251	2504	5638	795	1417	286	19	193	2320	751	1354	566	154	134	20	87.0	78

37 Players	Tm	Lg	AVG	OBP	SLG	OPS	ISO	SECA	TA	RCON	RC	RC/G	PA	IBB	HBP	SH	SF
SULSER, C.	SS	TY	.500	.500	.500	1.000	.000	.000	1.000	.4	1.0	9.1	5	0	0	1	0
MEGILL, T.	SS	TY	.333	.333	.571	.905	.238	.238	.800	1.4	3.4	6.2	21	0	0	0	0
BASS, A.	SS	TY	.333	.333	.333	.667	.000	.000	.500	-.0	.3	4.5	3	0	0	0	0
BUXTON, B.	SS	TY	.303	.376	.645	1.021	.342	.507	1.185	20.4	39.5	9.9	170	2	4	0	0
ROBERT, L.	SS	TY	.297	.350	.485	.835	.188	.276	.815	12.7	40.6	6.3	260	6	3	0	1
POLANCO, J.	SS	TY	.295	.355	.540	.895	.244	.348	.917	41.7	112.2	7.3	628	2	7	0	4
MACHADO, M.	SS	TY	.285	.349	.562	.911	.277	.412	.964	38.7	95.3	7.7	510	3	0	0	4
LUX, G.	SS	TY	.277	.378	.401	.779	.124	.289	.771	10.1	39.4	5.9	284	1	1	1	1
LOPEZ, N.	SS	TY	.274	.348	.349	.697	.075	.228	.701	9.5	65.2	4.9	536	2	6	1	2
RODGERS, B.	SS	TY	.272	.327	.422	.749	.150	.223	.665	5.2	37.9	4.7	312	2	3	0	1
SCHOOP, J.	WC	TY	.270	.330	.461	.791	.191	.281	.754	2.9	14.2	5.9	97	0	0	0	0
NARVAEZ, O.	SS	TY	.264	.323	.425	.748	.161	.241	.674	5.4	40.1	4.8	325	3	2	0	0
RUF, D.	SS	TY	.252	.368	.551	.919	.299	.476	.947	12.3	30.3	7.2	174	1	1	0	0
STRAW, M.	SS	TY	.251	.316	.348	.663	.096	.243	.656	3.0	70.9	4.2	644	0	1	4	3
HEDGES, A.	SS	TY	.242	.295	.342	.636	.100	.175	.543	-2.6	12.4	3.6	130	1	0	1	0
SMITH, P.	SS	TY	.240	.289	.363	.652	.122	.183	.559	-4.6	27.7	3.7	281	1	2	1	0
MYERS, W.	SS	TY	.237	.331	.431	.762	.194	.349	.754	10.1	52.7	5.0	409	1	0	1	2
VALDEZ, F.	SS	TY	.222	.271	.267	.537	.044	.111	.429	-2.5	3.7	2.6	52	0	0	4	0
VARSHO, D.	SS	TY	.222	.290	.361	.651	.139	.273	.636	-1.1	22.8	4.0	214	2	0	0	1
ROJAS, J.	SS	TY	.221	.304	.347	.652	.126	.258	.609	-3.7	40.2	3.8	401	0	0	0	1
CHAPMAN, M.	SS	TY	.210	.306	.340	.646	.130	.260	.596	-3.2	22.2	3.7	229	0	1	0	1
McCLANAHAN, S.	SS	TY	.200	.220	.225	.445	.025	.050	.286	-3.6	1.6	1.0	47	0	0	6	0
TREINEN, B.	SS	TY	.200	.333	.200	.533	.000	.200	.500	-.2	.5	2.7	7	0	0	1	0
BLEIER, R.	SS	TY	.200	.200	.200	.400	.000	.000	.250	-.5	.2	1.4	5	0	0	0	0
SANDOVAL, P.	SS	TY	.190	.227	.238	.465	.048	.095	.353	-1.7	1.3	1.9	23	0	0	1	0
BELT, B.	SS	TY	.177	.292	.340	.632	.163	.312	.623	-4.4	30.7	3.5	329	5	8	0	1
GONZALEZ, C.	HA	TY	.167	.167	.167	.333	.000	.000	.200	-.8	.2	.9	6	0	0	0	0
PERALTA, F.	SS	TY	.104	.122	.104	.227	.000	.021	.133	-8.1	.6	.3	53	0	0	4	0
SALE, C.	SS	TY	.091	.091	.091	.182	.000	.000	.100	-2.0	.1	.2	11	0	0	0	0
MAHLE, T.	SS	TY	.086	.156	.086	.242	.000	.086	.182	-9.3	1.2	.5	71	0	0	7	1
HOUSER, A.	SS	TY	.064	.082	.064	.145	.000	.021	.089	-9.3	.3	.2	51	0	0	2	1
CHAVEZ, J.	SS	TY	.000	.000	.000	.000	.000	.000	.000	-1.3	.0	.0	5	0	0	0	0
ABREU, B.	SS	TY	.000	.500	.000	.500	.000	1.000	1.000	.2	.3	3.5	4	0	0	0	0
PRICE, D.			.000	.000	.000	.000	.000	.000	.000	-.8	.0	.0	3	0	0	0	0
SWANSON, E.	SS	TY	.000	.000	.000	.000	.000	.000	.000	-.5	.0	.0	2	0	0	0	0
COULOMBE, D.			-	-	-	-	-	-	-	.0	-	-	0	0	0	0	0
RODRIGUEZ, R.	SS	TY	-	-	-	-	-	-	-	.0	-	-	0	0	0	0	0
Scranton Spanish Flies			.251	.323	.411	.734	.160	.281	.708	113.7	784.4	4.8	6302	32	39	35	24

LONG
ISLAND
NEW YORK



LONG ISLAND ISLANDERS

2022 Opening Day

Starting Lineup

1-Kiki Hernandez, 2B

2-Corey Seager, SS

3-Jesse Winker, LF

4-Max Muncy, 1B




5-Jesus Sanchez CF

6-Joc Pederson, RF

7-Joey Wendle, 3B

8-Sean Murphy, C

9-Robbie Ray, P





Jim McEneaney

242 Wyandanch Road

Sayville, NY 11782

(516) 672-0692

Longislanders@verizon.net

17 Pitchers	Tm	Lg	W	L	PCT	SV	ERA	G	GS	CG	SHO	QS	IP	H	R	ER	HR	SO	BB
McFARLAND, T.	LI	TY	4	4	.500	16	1.80	43	0	0	0	0	45.0	23	11	9	4	42	12
WARREN, A.	LI	TY	1	2	.333	6	1.90	17	0	0	0	0	23.2	6	6	5	4	23	5
LYNCH, D.	LI	TY	3	2	.600	0	2.00	18	4	2	1	3	54.0	44	13	12	0	44	17
BICKFORD, P.	LI	TY	4	1	.800	6	2.13	49	0	0	0	0	55.0	38	16	13	2	63	18
QUANTRILL, C.	LI	TY	14	4	.778	0	2.23	27	25	3	0	15	181.2	118	51	45	17	131	51
COBB, A.	LI	TY	7	8	.467	0	2.37	21	19	1	1	13	114.0	89	42	30	14	112	31
DeSCLAFANI, A.	LI	TY	13	6	.684	0	2.84	29	27	6	3	17	199.1	133	65	63	32	185	42
WEBB, L.	LI	TY	17	3	.850	0	2.90	27	26	4	0	16	177.0	125	63	57	27	188	51
McGEE, J.	LI	TY	2	3	.400	9	2.95	56	0	0	0	0	61.0	34	24	20	11	42	7
RAY, R.	LI	TY	18	6	.750	0	2.96	32	29	5	3	20	213.0	143	76	70	26	252	61
TEPERA, R.	LI	TY	3	4	.429	1	4.09	53	0	0	0	0	55.0	56	29	25	12	75	25
PETERSON, J.	LI	TY	0	0	-	0	4.91	3	0	0	0	0	7.1	6	5	4	1	3	4
NOLA, A.	LI	TY	4	9	.308	1	5.09	27	15	4	1	6	111.1	134	73	63	17	126	25
CUETO, J.	LI	TY	7	8	.467	0	5.29	23	15	3	1	5	95.1	108	59	56	21	82	21
KINLEY, T.	LI	TY	1	1	.500	1	5.98	37	0	0	0	0	43.2	64	33	29	5	46	23
CORBIN, P.	LI	TY	0	3	.000	1	7.76	17	2	0	0	0	31.1	51	30	27	7	21	13
WYNNS, A.	LI	TY	0	0	-	0	7.84	5	0	0	0	0	10.1	19	9	9	1	13	4
Long Island Islanders			98	64	.605	41	3.27	484	162	28	10	95	1478.0	1191	605	537	201	1448	410

17 Pitchers	Tm	Lg	SUP/9	R/9	ERA	BF/9	BR/9	H/9	BB/9	SO/9	HR/9	ERPT	OBA	BF	BR	IBB	HB	WP	BK
McFARLAND, T.	LI	TY	.0	2.20	1.80	33.6	7.0	4.6	2.4	8.4	.80	11.3	.150	168	35	0	0	0	0
WARREN, A.	LI	TY	.0	2.28	1.90	31.9	4.2	2.3	1.9	8.7	1.52	5.7	.076	84	11	0	0	0	0
LYNCH, D.	LI	TY	3.0	2.17	2.00	36.8	10.3	7.3	2.8	7.3	.00	12.4	.220	221	62	0	1	2	0
BICKFORD, P.	LI	TY	.0	2.62	2.13	35.5	9.2	6.2	2.8	10.3	.33	11.8	.193	217	56	1	1	0	0
QUANTRILL, C.	LI	TY	5.6	2.53	2.23	35.0	8.5	5.8	2.4	6.5	.84	37.1	.182	707	171	2	4	0	0
COBB, A.	LI	TY	4.5	3.32	2.37	36.2	9.7	7.0	2.4	8.8	1.11	21.5	.211	459	123	0	3	1	0
DeSCLAFANI, A.	LI	TY	4.1	2.93	2.84	34.6	8.2	6.0	1.9	8.4	1.44	27.0	.187	767	181	0	6	4	0
WEBB, L.	LI	TY	6.5	3.20	2.90	35.8	9.2	6.4	2.5	9.6	1.37	23.0	.195	704	180	1	5	0	0
McGEE, J.	LI	TY	.0	3.54	2.95	32.8	6.0	5.0	.9	6.2	1.62	7.6	.161	222	41	1	1	0	0
RAY, R.	LI	TY	6.3	3.21	2.96	35.7	9.1	6.0	2.5	10.6	1.10	26.2	.188	846	215	1	12	2	0
TEPERA, R.	LI	TY	.0	4.75	4.09	40.1	13.6	9.2	3.9	12.3	1.96	-.2	.259	245	83	1	3	2	0
PETERSON, J.	LI	TY	.0	6.14	4.91	38.0	12.3	7.4	4.9	3.7	1.23	-.7	.222	31	10	0	0	0	0
NOLA, A.	LI	TY	3.8	5.90	5.09	39.8	13.0	10.8	2.0	10.2	1.37	-12.7	.295	492	161	0	2	0	0
CUETO, J.	LI	TY	4.6	5.57	5.29	38.6	12.4	10.2	1.9	7.7	1.98	-12.9	.284	409	131	1	3	0	0
KINLEY, T.	LI	TY	.0	6.80	5.98	44.7	18.3	13.2	4.7	9.5	1.03	-9.3	.335	217	89	0	2	4	0
CORBIN, P.	LI	TY	1.7	8.62	7.76	45.1	19.2	14.6	3.7	6.0	2.01	-12.8	.370	157	67	0	3	0	0
WYNNS, A.	LI	TY	.0	7.84	7.84	45.3	21.8	16.5	3.5	11.3	.87	-4.3	.413	52	25	0	2	0	0
Long Island Islanders			4.0	3.68	3.27	36.5	10.0	7.3	2.4	8.8	1.22	130.7	.217	5998	1641	8	48	15	0

35 Players	Tm	Lg	AVG	G	AB	R	H	2B	3B	HR	TB	RBI	SO	BB	ASB	SB	CS	SBP	GDP
CORBIN, P.	LI	TY	.600	17	5	2	3	0	0	0	3	1	1	0	0	0	0	-	0
BICKFORD, P.	LI	TY	.500	49	2	0	1	0	0	0	1	0	1	0	0	0	0	-	0
WINKER, J.	LI	TY	.350	86	286	61	100	13	0	26	191	67	41	35	0	0	0	-	9
SEAGER, C.	LI	TY	.307	126	348	58	107	20	2	16	179	53	44	55	8	6	2	75.0	2
WENDLE, J.	LI	TY	.306	123	425	65	130	26	6	11	201	48	97	26	14	8	6	57.1	6
FRANCO, W.	LI	TY	.295	100	292	44	86	26	2	5	131	38	42	15	3	2	1	66.7	1
HERNANDEZ, E.	LI	TY	.267	136	469	84	125	31	3	24	234	80	90	52	4	3	1	75.0	7
MUNCY, M.	LI	TY	.265	146	490	98	130	25	2	38	273	100	107	78	1	1	0	100.0	8
LONGORIA, E.	LI	TY	.248	89	242	38	60	12	0	15	117	38	57	29	1	1	0	100.0	8
GIMENEZ, A.	LI	TY	.242	83	194	27	47	11	0	5	73	21	59	11	12	12	0	100.0	1
MURPHY, S.	LI	TY	.238	108	261	31	62	12	0	14	116	34	75	24	0	0	0	-	3
CAIN, L.	LI	TY	.235	112	272	45	64	8	0	8	96	27	56	28	20	15	5	75.0	4
DIAZ, L.			.231	6	13	2	3	1	0	1	7	4	4	1	0	0	0	-	0
CONTRERAS, W.	LI	TY	.229	119	314	43	72	17	0	13	128	32	114	39	2	2	0	100.0	6
PETERSON, J.	LI	TY	.229	100	227	36	52	10	0	4	74	24	59	33	13	12	1	92.3	6
PEDERSON, J.	LI	TY	.224	137	411	56	92	21	3	15	164	52	113	46	3	1	2	33.3	4
HICKS, A.	LI	TY	.222	44	90	13	20	2	0	5	37	9	22	11	0	0	0	-	0
GARNEAU, D.	LI	TY	.217	53	60	7	13	3	0	5	31	12	22	3	1	1	0	100.0	1
WISDOM, P.	LI	TY	.214	104	345	41	74	11	1	27	168	77	136	20	1	1	0	100.0	8
HILLIARD, S.	LI	TY	.213	87	230	31	49	7	1	9	85	24	90	17	8	7	1	87.5	1
WYNNS, A.	LI	TY	.212	46	52	3	11	1	2	1	19	11	13	1	0	0	0	-	2
NOLA, A.	LI	TY	.172	28	29	3	5	1	0	0	6	0	10	3	0	0	0	-	0
CUETO, J.	LI	TY	.167	23	24	2	4	0	0	0	4	1	4	3	2	1	1	50.0	1
SANCHEZ, J.	LI	TY	.155	79	239	27	37	5	1	14	86	33	83	20	1	0	1	.0	3
QUANTRILL, C.	LI	TY	.150	27	60	10	9	2	0	1	14	1	16	2	0	0	0	-	0
COBB, A.	LI	TY	.133	21	30	1	4	0	0	0	4	0	10	3	0	0	0	-	0
RAY, R.	LI	TY	.129	32	70	7	9	0	1	2	17	5	21	4	0	0	0	-	2
LYNCH, D.	LI	TY	.100	18	10	0	1	0	0	0	1	1	3	1	0	0	0	-	0
WEBB, L.	LI	TY	.094	27	64	6	6	2	0	1	11	6	22	3	0	0	0	-	3
DeSCLAFANI, A.	LI	TY	.068	29	59	1	4	2	0	0	6	4	29	2	0	0	0	-	0
McFARLAND, T.	LI	TY	.000	43	3	0	0	0	0	0	0	0	0	0	0	0	0	-	0
TEPERA, R.	LI	TY	.000	54	2	0	0	0	0	0	0	0	0	0	0	0	0	-	0
KINLEY, T.	LI	TY	.000	37	1	0	0	0	0	0	0	0	1	0	0	0	0	-	0
McGEE, J.	LI	TY	-	56	0	0	0	0	0	0	0	0	0	0	0	0	0	-	0
WARREN, A.	LI	TY	-	17	0	0	0	0	0	0	0	0	0	0	0	0	0	-	0
Long Island Islanders			.246	2362	5619	842	1380	269	24	260	2477	803	1442	565	94	73	21	77.7	86


35 Players	Tm	Lg	AVG	OBP	SLG	OPS	ISO	SECA	TA	RCON	RC	RC/G	PA	IBB	HBP	SH	SF
CORBIN, P.	LI	TY	.600	.600	.600	1.200	.000	.000	1.500	.9	1.8	24.3	5	0	0	0	0
BICKFORD, P.	LI	TY	.500	.500	.500	1.000	.000	.000	1.000	.2	.5	6.8	3	0	0	1	0
WINKER, J.	LI	TY	.350	.437	.668	1.105	.318	.441	1.210	43.2	83.0	11.4	332	2	10	0	1
SEAGER, C.	LI	TY	.307	.406	.514	.920	.207	.376	.996	32.0	78.3	8.6	409	3	4	0	2
WENDLE, J.	LI	TY	.306	.363	.473	.836	.167	.233	.808	20.3	72.9	6.4	465	0	13	0	1
FRANCO, W.	LI	TY	.295	.334	.449	.783	.154	.209	.726	8.7	44.9	5.8	312	1	3	0	1
HERNANDEZ, E.	LI	TY	.267	.340	.499	.839	.232	.348	.827	24.4	81.7	6.2	528	0	2	1	4
MUNCY, M.	LI	TY	.265	.383	.557	.940	.292	.453	1.003	46.8	110.5	8.1	588	1	17	0	2
LONGORIA, E.	LI	TY	.248	.330	.483	.813	.236	.360	.779	10.5	37.8	5.3	273	0	1	0	1
GIMENEZ, A.	LI	TY	.242	.297	.376	.673	.134	.253	.676	1.9	24.2	4.4	209	1	4	0	0
MURPHY, S.	LI	TY	.238	.317	.444	.762	.207	.299	.728	6.2	38.2	5.1	293	1	7	0	1
CAIN, L.	LI	TY	.235	.313	.353	.665	.118	.257	.654	-.6	31.8	3.9	305	0	3	1	1
DIAZ, L.			.231	.286	.538	.824	.308	.385	.800	.5	2.0	5.4	14	1	0	0	0
CONTRERAS, W.	LI	TY	.229	.326	.408	.734	.178	.309	.706	6.1	43.2	4.7	359	4	6	0	0
PETERSON, J.	LI	TY	.229	.330	.326	.656	.097	.291	.665	1.9	27.5	4.0	266	0	2	2	2
PEDERSON, J.	LI	TY	.224	.316	.399	.715	.175	.285	.680	3.1	54.5	4.5	468	0	10	0	1
HICKS, A.	LI	TY	.222	.320	.411	.731	.189	.311	.714	1.4	12.9	5.0	103	0	2	0	0
GARNEAU, D.	LI	TY	.217	.266	.517	.782	.300	.367	.750	1.6	8.1	4.5	64	1	1	0	0
WISDOM, P.	LI	TY	.214	.262	.487	.749	.272	.333	.688	3.9	42.2	4.1	371	0	3	0	2
HILLIARD, S.	LI	TY	.213	.268	.370	.638	.157	.257	.601	-3.9	24.5	3.6	250	0	1	0	2
WYNNS, A.	LI	TY	.212	.226	.365	.592	.154	.173	.465	-2.5	3.6	2.3	53	0	0	0	0
NOLA, A.	LI	TY	.172	.250	.207	.457	.034	.138	.375	-2.4	1.8	1.9	33	0	0	1	0
CUETO, J.	LI	TY	.167	.250	.167	.417	.000	.125	.364	-2.5	1.1	1.2	30	0	0	2	1
SANCHEZ, J.	LI	TY	.155	.224	.360	.584	.205	.285	.524	-11.4	19.3	2.5	263	1	2	0	2
QUANTRILL, C.	LI	TY	.150	.177	.233	.411	.083	.117	.314	-6.3	2.9	1.3	69	0	0	7	0
COBB, A.	LI	TY	.133	.212	.133	.345	.000	.100	.269	-3.7	1.4	1.2	39	0	0	6	0
RAY, R.	LI	TY	.129	.173	.243	.416	.114	.171	.333	-7.3	3.1	1.1	85	0	0	10	1
LYNCH, D.	LI	TY	.100	.182	.100	.282	.000	.100	.222	-1.5	.4	.9	13	0	0	2	0
WEBB, L.	LI	TY	.094	.134	.172	.306	.078	.125	.230	-9.1	1.2	.5	73	0	0	6	0
DeSCLAFANI, A.	LI	TY	.068	.098	.102	.200	.034	.068	.145	-10.6	1.1	.4	74	0	0	13	0
McFARLAND, T.	LI	TY	.000	.000	.000	.000	.000	.000	.000	-.8	.0	.0	4	0	0	1	0
TEPERA, R.	LI	TY	.000	.000	.000	.000	.000	.000	.000	-.5	.0	.0	2	0	0	0	0
KINLEY, T.	LI	TY	.000	.000	.000	.000	.000	.000	.000	-.3	.0	.0	1	0	0	0	0
McGEE, J.	LI	TY	-	-	-	-	-	-	-	.0	-	-	0	0	0	0	0
WARREN, A.	LI	TY	-	-	-	-	-	-	-	.0	-	-	0	0	0	0	0
Long Island Islanders			.246	.323	.441	.764	.195	.305	.738	150.1	826.5	5.0	6356	16	91	53	25



Eastport, NY

EASTPORT ATHLETICS 2022 Opening Day Starting Lineup

1-Gleybar Torres, 2B 2-Jeimer Candelario, 3B 3-Aaron Judge, RF 4-Matt Olson, 1B
5-Dansby Swanson, SS 6-Anthony Alford, CF 7-James McCann, C 8-Marcell Ozuna, LF
9-Cole Irvin, P



Tom Meade

20 Fairway Drive

Manorville, NY 11949

(631) 383-1718

meado13@gmail.com



17 Pitchers	Tm	Lg	W	L	PCT	SV	ERA	G	GS	CG	SHO	QS	IP	H	R	ER	HR	SO	BB
CISNERO, J.	EA	TY	2	4	.333	0	3.49	64	0	0	0	0	67.0	60	34	26	8	69	25
MILLS, A.	EA	TY	10	6	.625	0	3.79	25	21	2	0	11	130.2	142	60	55	14	105	25
THIELBAR, C.	EA	TY	1	2	.333	1	3.84	62	0	0	0	0	68.0	52	29	29	12	77	27
NELSON, J.	EA	TY	0	0	-	16	3.86	35	0	0	0	0	30.1	25	14	13	2	38	16
OKERT, S.	EA	TY	1	4	.200	2	4.07	39	0	0	0	0	42.0	30	19	19	10	41	12
BLACKBURN, P.	EA	TY	4	3	.571	0	4.14	9	8	1	1	3	50.0	49	28	23	7	42	17
IRVIN, C.	EA	TY	11	13	.458	0	4.17	31	30	4	2	17	200.2	198	99	93	34	165	58
LUGO, S.	EA	TY	1	1	.500	0	4.25	40	0	0	0	0	48.2	39	24	23	4	47	24
DETWILER, R.	EA	TY	2	3	.400	0	4.34	33	4	0	0	3	56.0	52	27	27	7	57	17
SNELL, B.	EA	TY	5	12	.294	0	4.55	24	24	2	2	12	140.1	113	75	71	18	185	82
PEREZ, M.	EA	TY	11	9	.550	0	4.58	25	23	1	1	9	139.2	160	76	71	23	117	32
MINAYA, J.	EA	TY	0	4	.000	6	4.85	33	0	0	0	0	39.0	36	24	21	6	36	30
HEARN, T.	EA	TY	6	5	.545	0	5.00	28	12	0	0	7	93.2	98	59	52	13	79	41
CISHEK, S.	EA	TY	3	7	.300	3	5.29	63	0	0	0	0	66.1	61	41	39	8	51	37
VELASQUEZ, V.	EA	TY	4	5	.444	0	5.33	33	10	1	1	4	96.1	107	58	57	17	90	43
SHEFFIELD, J.	EA	TY	4	6	.400	1	6.03	18	10	0	0	4	74.2	88	55	50	12	56	24
McKENZIE, T.	EA	TY	2	11	.154	0	7.55	21	20	1	1	2	99.0	127	96	83	18	114	63
Eastport Athletics			67	95	.414	29	4.69	583	162	12	8	72	1442.1	1437	818	752	213	1369	573



17 Pitchers	Tm	Lg	SUP/9	R/9	ERA	BF/9	BR/9	H/9	BB/9	SO/9	HR/9	ERPT	OBA	BF	BR	IBB	HB	WP	BK
CISNERO, J.	EA	TY	.0	4.57	3.49	38.7	11.6	8.1	3.0	9.3	1.07	4.3	.235	288	86	3	4	2	0
MILLS, A.	EA	TY	4.2	4.13	3.79	38.6	12.1	9.8	1.7	7.2	.96	4.0	.273	561	176	0	9	0	0
THIELBAR, C.	EA	TY	.0	3.84	3.84	38.1	10.9	6.9	3.3	10.2	1.59	1.7	.205	288	82	2	5	1	0
NELSON, J.	EA	TY	.0	4.15	3.86	38.9	12.2	7.4	4.2	11.3	.59	.7	.221	131	41	2	2	0	0
OKERT, S.	EA	TY	.0	4.07	4.07	35.4	9.4	6.4	2.6	8.8	2.14	-.0	.200	165	44	0	2	1	0
BLACKBURN, P.	EA	TY	4.3	5.04	4.14	40.0	12.8	8.8	3.1	7.6	1.26	-.4	.250	222	71	0	5	2	0
IRVIN, C.	EA	TY	4.8	4.44	4.17	38.0	11.9	8.9	2.6	7.4	1.52	-2.4	.256	848	265	0	9	1	0
LUGO, S.	EA	TY	.0	4.44	4.25	38.5	12.2	7.2	4.4	8.7	.74	-1.0	.218	208	66	0	3	0	0
DETWILER, R.	EA	TY	1.3	4.34	4.34	37.8	11.6	8.4	2.7	9.2	1.13	-1.7	.245	235	72	0	3	3	0
SNELL, B.	EA	TY	2.8	4.81	4.55	39.7	13.0	7.2	5.3	11.9	1.15	-7.6	.217	619	203	0	8	4	1
PEREZ, M.	EA	TY	4.4	4.90	4.58	38.7	12.8	10.3	2.1	7.5	1.48	-7.9	.289	601	198	0	6	1	0
MINAYA, J.	EA	TY	.0	5.54	4.85	42.2	14.5	8.3	6.2	8.3	1.38	-3.4	.240	183	63	3	0	1	0
HEARN, T.	EA	TY	4.7	5.67	5.00	41.0	13.9	9.4	3.9	7.6	1.25	-9.7	.261	427	145	0	6	2	0
CISHEK, S.	EA	TY	.0	5.56	5.29	40.3	12.9	8.3	4.5	6.9	1.09	-9.0	.236	297	95	4	1	3	0
VELASQUEZ, V.	EA	TY	2.4	5.42	5.33	41.0	14.8	10.0	3.9	8.4	1.59	-13.5	.280	439	158	1	9	1	0
SHEFFIELD, J.	EA	TY	3.7	6.63	6.03	40.9	14.1	10.6	2.9	6.8	1.45	-16.3	.291	339	117	0	5	3	0
McKENZIE, T.	EA	TY	4.5	8.73	7.55	44.5	17.7	11.5	5.6	10.4	1.64	-38.3	.311	490	195	1	6	0	0
Eastport Athletics			2.9	5.10	4.69	39.6	13.0	9.0	3.5	8.5	1.33	-100.4	.257	6341	2077	16	83	25	1

33 Players	Tm	Lg	AVG	G	AB	R	H	2B	3B	HR	TB	RBI	SO	BB	ASB	SB	CS	SBP	GDP
OLSON, M.	EA	TY	.289	157	577	87	167	38	0	34	307	100	111	87	2	2	0	100.0	17
SWANSON, D.	EA	TY	.281	155	605	76	170	40	1	23	281	94	176	44	14	10	4	71.4	4
JUDGE, A.	EA	TY	.279	149	587	101	164	20	0	41	307	104	142	70	2	1	1	50.0	15
CANDELARIO, J.	EA	TY	.279	148	585	88	163	38	2	16	253	56	131	67	0	0	0	-	7
CALHOUN, K.	EA	TY	.256	78	172	22	44	10	0	5	69	23	32	18	4	1	3	25.0	1
ALFORD, A.	EA	TY	.255	71	145	21	37	5	0	14	84	26	59	17	2	0	2	.0	5
BLACKBURN, P.	EA	TY	.250	9	16	1	4	1	0	0	5	0	3	1	0	0	0	-	0
DETWILER, R.	EA	TY	.250	33	8	0	2	0	0	0	2	1	2	0	0	0	0	-	0
GRISHAM, T.	EA	TY	.249	124	453	67	113	34	0	11	180	43	107	43	26	21	5	80.8	4
GUILLOLME, L.	EA	TY	.236	103	144	13	34	0	0	1	37	7	28	17	1	0	1	.0	0
TORRES, G.	EA	TY	.235	134	468	49	110	17	0	11	160	49	97	35	4	4	0	100.0	10
BERTI, J.	EA	TY	.210	120	267	27	56	15	1	4	85	23	74	33	19	14	5	73.7	3
HEARN, T.	EA	TY	.208	28	24	3	5	1	0	0	6	5	7	1	0	0	0	-	1
McCANN, J.	EA	TY	.200	121	355	30	71	8	2	12	119	32	101	35	0	0	0	-	7
VANMETER, J.	EA	TY	.194	87	191	17	37	10	1	5	64	16	57	15	0	0	0	-	4
NUNEZ, D.	EA	TY	.189	82	238	28	45	10	0	11	88	34	93	27	0	0	0	-	1
GOODRUM, N.	EA	TY	.188	93	234	32	44	7	2	7	76	20	85	26	12	7	5	58.3	6
OZUNA, M.	EA	TY	.186	54	161	14	30	3	0	2	39	11	47	14	0	0	0	-	3
GUTIERREZ, K.	EA	TY	.154	4	13	3	2	0	1	0	4	0	5	1	0	0	0	-	0
PEREZ, M.	EA	TY	.111	25	45	2	5	1	0	0	6	2	11	0	0	0	0	-	1
McKENZIE, T.	EA	TY	.107	21	28	2	3	1	0	0	4	2	9	1	0	0	0	-	0
SNELL, B.	EA	TY	.104	24	48	0	5	0	0	0	5	2	20	0	0	0	0	-	1
IRVIN, C.	EA	TY	.102	31	59	3	6	0	0	0	6	1	19	5	0	0	0	-	0
SHEFFIELD, J.	EA	TY	.091	18	22	0	2	0	0	0	2	0	9	0	0	0	0	-	0
VELASQUEZ, V.	EA	TY	.050	33	20	1	1	0	0	0	1	0	6	1	0	0	0	-	0
MILLS, A.	EA	TY	.026	25	38	1	1	0	0	0	1	1	19	0	0	0	0	-	1
LUGO, S.	EA	TY	.000	40	3	0	0	0	0	0	0	1	1	0	0	0	0	-	0
CISNERO, J.	EA	TY	-	64	0	0	0	0	0	0	0	0	0	0	0	0	0	-	0
MINAYA, J.	EA	TY	.000	33	2	0	0	0	0	0	0	0	2	0	0	0	0	-	0
CISHEK, S.	EA	TY	.000	63	1	0	0	0	0	0	0	0	1	0	0	0	0	-	0
NELSON, J.	EA	TY	-	35	0	0	0	0	0	0	0	0	0	1	0	0	0	-	0
OKERT, S.	EA	TY	-	39	0	1	0	0	0	0	0	0	0	1	0	0	0	-	0
THIELBAR, C.	EA	TY	-	62	0	0	0	0	0	0	0	0	0	0	0	0	0	-	0
Eastport Athletics			.240	2263	5509	689	1321	259	10	197	2191	653	1454	560	86	60	26	69.8	91

33 Players	Tm	Lg	AVG	OBP	SLG	OPS	ISO	SECA	TA	RCON	RC	RC/G	PA	IBB	HBP	SH	SF
OLSON, M.	EA	TY	.289	.389	.532	.921	.243	.397	.948	51.5	121.4	7.6	676	4	9	0	3
SWANSON, D.	EA	TY	.281	.331	.464	.796	.183	.266	.765	21.7	96.1	5.8	659	1	4	1	5
JUDGE, A.	EA	TY	.279	.355	.523	.878	.244	.363	.861	37.8	108.1	6.6	659	0	0	0	2
CANDELARIO, J.	EA	TY	.279	.353	.432	.785	.154	.268	.746	20.7	92.5	5.8	653	0	0	1	0
CALHOUN, K.	EA	TY	.256	.323	.401	.724	.145	.238	.667	.8	22.8	4.6	193	0	0	1	2
ALFORD, A.	EA	TY	.255	.345	.579	.925	.324	.428	.904	10.3	27.0	6.3	165	0	3	0	0
BLACKBURN, P.	EA	TY	.250	.294	.313	.607	.063	.125	.500	-.5	1.6	3.3	18	0	0	1	0
DETWILER, R.	EA	TY	.250	.250	.250	.500	.000	.000	.333	-.6	.6	2.2	9	0	0	1	0
GRISHAM, T.	EA	TY	.249	.317	.397	.714	.148	.278	.705	7.0	60.6	4.7	501	1	2	2	1
GUILLOUME, L.	EA	TY	.236	.313	.257	.570	.021	.132	.486	-5.9	13.1	3.1	164	0	0	1	2
TORRES, G.	EA	TY	.235	.285	.342	.627	.107	.190	.541	-10.0	46.2	3.3	509	0	0	1	5
BERTI, J.	EA	TY	.210	.301	.318	.620	.109	.266	.612	-4.8	27.9	3.4	303	0	2	1	0
HEARN, T.	EA	TY	.208	.240	.250	.490	.042	.083	.350	-1.8	1.5	1.6	30	0	0	5	0
McCANN, J.	EA	TY	.200	.270	.335	.606	.135	.234	.529	-11.7	32.5	3.0	394	3	0	2	2
VANMETER, J.	EA	TY	.194	.252	.335	.587	.141	.220	.506	-7.5	16.3	2.7	210	0	1	0	3
NUNEZ, D.	EA	TY	.189	.272	.370	.641	.181	.294	.593	-4.9	25.4	3.5	265	1	0	0	0
GOODRUM, N.	EA	TY	.188	.274	.325	.599	.137	.256	.552	-8.8	20.4	2.7	265	0	2	2	1
OZUNA, M.	EA	TY	.186	.250	.242	.492	.056	.143	.396	-11.4	10.1	2.0	176	0	0	0	1
GUTIERREZ, K.	EA	TY	.154	.214	.308	.522	.154	.231	.455	-.9	.9	2.2	14	0	0	0	0
PEREZ, M.	EA	TY	.111	.111	.133	.244	.022	.022	.146	-7.4	.7	.4	50	0	0	5	0
McKENZIE, T.	EA	TY	.107	.161	.143	.304	.036	.071	.240	-3.9	1.0	.9	35	0	1	4	1
SNELL, B.	EA	TY	.104	.104	.104	.208	.000	.000	.114	-8.4	.5	.3	50	0	0	2	0
IRVIN, C.	EA	TY	.102	.172	.102	.274	.000	.085	.208	-8.8	1.8	.8	73	0	0	9	0
SHEFFIELD, J.	EA	TY	.091	.091	.091	.182	.000	.000	.100	-4.1	.2	.3	23	0	0	1	0
VELASQUEZ, V.	EA	TY	.050	.095	.050	.145	.000	.050	.105	-4.0	.2	.3	24	0	0	3	0
MILLS, A.	EA	TY	.026	.026	.026	.053	.000	.000	.026	-8.8	.0	.0	44	0	0	6	0
LUGO, S.	EA	TY	.000	.000	.000	.000	.000	.000	.000	-.8	.0	.0	3	0	0	0	0
CISNERO, J.	EA	TY	-	-	-	-	-	-	-	.0	.0	.0	2	0	0	2	0
MINAYA, J.	EA	TY	.000	.000	.000	.000	.000	.000	.000	-.5	.0	.0	2	0	0	0	0
CISHEK, S.	EA	TY	.000	.000	.000	.000	.000	.000	.000	-.3	.0	.0	1	0	0	0	0
NELSON, J.	EA	TY	-	1.000	-	-	-	-	-	.3	.3	-	1	0	0	0	0
OKERT, S.	EA	TY	-	1.000	-	-	-	-	-	.3	.3	-	1	0	0	0	0
THIELBAR, C.	EA	TY	-	-	-	-	-	-	-	.0	-	-	0	0	0	0	0
Eastport Athletics			.240	.311	.398	.709	.158	.266	.659	34.6	698.9	4.3	6172	10	24	51	28



NEWARK EAGLES 2022 Opening Day Starting Lineup



- 1-Phil Gosselin, 3B
- 2-Christian Arroyo, 2B
- 3-Andrew McCutchen, LF
- 4-Yoshi Tsutsugo, RF
- 5-Ryan Jeffers, C
- 6-Ryan O'Hearn, 1B
- 7-Ryan McKenna, CF
- 8-Andrelton Simmons, SS
- 9-Jose Berrios, P



Jim LaFargue

4 Ocean Avenue

North Middletown, NJ 07748

(732) 495-3337

newarkeagles@gmail.com

23 Pitchers		Tm	Lg	W	L	PCT	SV	ERA	G	GS	CG	SHO	QS	IP	H	R	ER	HR	SO	BB
McKENNA, R.	NE	TY	0	0	-	0	.00	1	0	0	0	0	0	2.0	0	0	0	0	0	0
BERRIOS, J.	BB	TY	6	3	.667	0	2.72	10	10	5	2	6	6	76.0	59	25	23	11	68	21
ALCALA, J.	NE	TY	4	3	.571	0	2.97	40	0	0	0	0	0	66.2	64	23	22	7	78	21
MEGILL, T.			0	0	-	0	3.55	6	0	0	0	0	0	12.2	12	5	5	3	14	5
DUNNING, D.	NE	TY	5	8	.385	0	3.65	21	19	4	1	10	133.0	108	63	54	16	125	51	
ROBLES, H.	NE	TY	4	4	.500	4	3.96	57	0	0	0	0	0	72.2	72	33	32	6	70	64
BUMGARNER, M.	NE	TY	4	11	.267	0	4.31	20	20	4	3	6	121.0	139	66	58	19	93	31	
ARAUZ, J.	NE	TY	0	0	-	0	4.50	2	0	0	0	0	0	2.0	4	1	1	0	2	2
JOE, C.	NE	TY	0	0	-	0	4.50	1	0	0	0	0	0	2.0	4	3	1	0	0	1
HERNANDEZ, C.	NE	TY	3	5	.375	4	4.57	36	5	1	0	2	86.2	90	50	44	11	73	47	
FALTER, B.	NE	TY	5	14	.263	0	5.00	34	23	2	1	9	172.2	200	104	96	27	182	42	
THOMPSON, K.	NE	TY	1	4	.200	2	5.19	40	1	0	0	0	0	60.2	53	39	35	10	59	35
GONZALES, M.	NE	TY	2	15	.118	0	5.33	25	24	2	0	8	152.0	173	93	90	26	108	46	
DUNN, J.	NE	TY	0	5	.000	1	5.82	16	8	0	0	3	55.2	63	40	36	9	49	30	
KUHL, C.	NE	TY	2	6	.250	1	5.87	36	4	0	0	0	0	84.1	106	59	55	9	68	49
QUINTANA, J.	NE	TY	5	20	.200	0	6.21	32	26	5	0	7	165.1	195	135	114	35	214	85	
MEJIA, J.	BB	TY	2	3	.400	0	6.37	6	6	1	1	1	29.2	40	23	21	9	27	9	
ARROYO, C.	NE	TY	0	2	.000	0	7.71	5	0	0	0	0	0	11.2	15	16	10	1	12	13
CRICHTON, S.			0	1	.000	0	7.84	6	0	0	0	0	0	10.1	14	9	9	4	6	6
PONCE de LEON, D.			1	1	.500	0	8.00	3	2	0	0	0	0	9.0	9	8	8	4	8	8
WATKINS, S.	NE	TY	2	11	.154	0	8.52	23	14	2	0	3	99.1	142	110	94	37	89	53	
FELIZ, M.			0	0	-	0	9.00	7	0	0	0	0	0	11.0	15	14	11	2	11	6
GOSELIN, P.	NE	TY	0	0	-	0	27.00	1	0	0	0	0	0	1.0	3	3	3	1	0	0
Newark Eagles			46	116	.284	12	5.15	428	162	26	8	55	1437.1	1580	922	822	247	1356	625	

23 Pitchers		Tm	Lg	SUP/9	R/9	ERA	BF/9	BR/9	H/9	BB/9	SO/9	HR/9	ERPT	OBA	BF	BR	IBB	HB	WP	BK
McKENNA, R.	NE	TY	.0	.00	.00	27.0	.0	.0	.0	.0	.0	.00	.9	.000	6	0	0	0	0	0
BERRIOS, J.	BB	TY	3.7	2.96	2.72	36.0	9.7	7.0	2.5	8.1	1.30	11.3	.212	.304	82	0	2	0	0	0
ALCALA, J.	NE	TY	.0	3.10	2.97	38.2	11.6	8.6	2.0	10.5	.94	8.1	.255	.283	86	6	7	0	0	0
MEGILL, T.			.0	3.55	3.55	39.1	12.1	8.5	3.6	9.9	2.13	.7	.250	.55	17	0	0	0	0	0
DUNNING, D.	NE	TY	3.3	4.26	3.65	37.5	10.7	7.3	3.2	8.5	1.08	6.1	.217	.554	158	3	2	1	0	0
ROBLES, H.	NE	TY	.0	4.09	3.96	42.7	16.2	8.9	7.2	8.7	.74	.8	.258	.345	131	6	1	2	0	0
BUMGARNER, M.	NE	TY	4.2	4.91	4.31	39.6	13.2	10.3	2.2	6.9	1.41	-3.3	.284	.533	177	1	8	1	1	1
ARAUZ, J.	NE	TY	.0	4.50	4.50	54.0	22.5	18.0	4.5	9.0	.00	-.1	.400	.12	5	1	0	0	0	0
JOE, C.	NE	TY	.0	13.50	4.50	54.0	22.5	18.0	4.5	.0	.00	-.1	.400	.12	5	0	0	0	0	0
HERNANDEZ, C.	NE	TY	1.7	5.19	4.57	41.2	14.6	9.3	4.7	7.6	1.14	-4.8	.265	.397	141	2	6	3	1	1
FALTER, B.	NE	TY	2.3	5.42	5.00	39.3	12.9	10.4	2.0	9.5	1.41	-18.0	.287	.754	247	4	9	5	0	0
THOMPSON, K.	NE	TY	.0	5.79	5.19	39.6	13.1	7.9	5.0	8.8	1.48	-7.6	.230	.267	88	1	1	0	0	0
GONZALES, M.	NE	TY	2.7	5.51	5.33	39.2	13.1	10.2	2.6	6.4	1.54	-21.3	.288	.662	222	2	5	0	0	0
DUNN, J.	NE	TY	1.1	6.47	5.82	41.7	15.4	10.2	4.9	7.9	1.46	-10.9	.285	.258	95	0	2	1	0	0
KUHL, C.	NE	TY	1.8	6.30	5.87	43.5	16.8	11.3	4.8	7.3	.96	-16.9	.305	.408	157	4	6	3	0	0
QUINTANA, J.	NE	TY	3.4	7.35	6.21	42.7	15.7	10.6	4.6	11.6	1.91	-39.3	.286	.785	288	1	9	2	1	1
MEJIA, J.	BB	TY	3.6	6.98	6.37	40.7	15.2	12.1	2.7	8.2	2.73	-7.6	.325	.134	50	0	1	1	0	0
ARROYO, C.	NE	TY	.0	12.34	7.71	48.6	20.1	11.6	8.5	9.3	.77	-4.7	.300	.63	26	2	0	0	0	0
CRICHTON, S.			.0	7.84	7.84	45.3	18.3	12.2	5.2	5.2	3.48	-4.3	.311	.52	21	0	1	1	0	0
PONCE de LEON, D.			4.0	8.00	8.00	45.0	19.0	9.0	8.0	8.0	4.00	-3.9	.257	.45	19	0	2	0	0	0
WATKINS, S.	NE	TY	2.7	9.97	8.52	45.0	18.6	12.9	4.8	8.1	3.35	-49.1	.333	.497	205	0	10	5	0	0
FELIZ, M.			.0	11.45	9.00	45.8	19.6	12.3	4.9	9.0	1.64	-6.0	.326	.56	24	0	3	0	0	0
GOSELIN, P.	NE	TY	.0	27.00	27.00	54.0	27.0	27.0	.0	.0	9.00	-2.5	.500	.6	3	0	0	0	0	0
Newark Eagles			2.4	5.77	5.15	40.6	14.1	9.9	3.7	8.5	1.55	-172.7	.276	.6488	2247	33	75	25	3	3

38 Players	Tm	Lg	AVG	G	AB	R	H	2B	3B	HR	TB	RBI	SO	BB	ASB	SB	CS	SBP	GDP
BARRERA, T.	NE	TY	.317	38	82	7	26	3	0	1	32	5	26	12	0	0	0	-	1
JOE, C.	NE	TY	.302	94	202	21	61	9	0	8	94	27	42	30	0	0	0	-	1
GOSELIN, P.	NE	TY	.282	93	294	33	83	14	0	6	115	28	68	19	3	2	1	66.7	2
HERNANDEZ, C.	NE	TY	.273	36	22	5	6	1	0	0	7	2	8	2	0	0	0	-	0
TSUTSUGO, Y.	NE	TY	.260	74	200	23	52	8	0	9	87	26	60	24	0	0	0	-	3
IBANEZ, A.	NE	TY	.260	88	285	34	74	15	2	8	117	26	33	22	0	0	0	-	5
O'HEARN, R.	NE	TY	.248	74	250	21	62	6	1	7	91	25	70	9	0	0	0	-	5
McCORMICK, C.	NE	TY	.243	105	321	33	78	16	0	12	130	36	116	26	1	1	0	100.0	6
DICKERSON, A.	NE	TY	.242	105	269	25	65	6	5	14	123	44	61	21	0	0	0	-	1
GOMES, Y.	NE	TY	.241	94	319	42	77	16	1	13	134	46	73	23	0	0	0	-	7
ARROYO, C.	NE	TY	.222	75	189	21	42	8	0	7	71	18	42	10	0	0	0	-	3
DUBON, M.	NE	TY	.222	65	171	25	38	9	0	6	65	18	42	9	1	1	0	100.0	5
QUINTANA, J.	NE	TY	.222	32	54	3	12	0	0	2	18	6	18	1	0	0	0	-	1
MATEO, J.	NE	TY	.216	56	134	15	29	8	0	1	40	11	48	5	13	11	2	84.6	2
McCUTCHEN, A.	NE	TY	.209	138	497	79	104	16	2	29	211	69	148	76	0	0	0	-	10
SIMMONS, A.	NE	TY	.203	146	492	35	100	18	0	4	130	31	97	51	0	0	0	-	15
ARAUZ, J.	NE	TY	.200	24	40	4	8	2	0	0	10	3	12	9	0	0	0	-	1
McKENNA, R.	NE	TY	.193	142	488	49	94	19	2	6	135	35	202	56	2	0	2	.0	8
GONZALEZ, E.	NE	TY	.192	67	193	12	37	3	0	1	43	11	37	2	0	0	0	-	3
FALTER, B.	NE	TY	.186	34	43	2	8	2	0	0	10	1	20	2	0	0	0	-	1
BROSSEAU, M.	NE	TY	.185	129	421	49	78	12	0	26	168	56	131	33	2	2	0	100.0	8
GONZALES, M.	NE	TY	.176	25	34	4	6	0	0	0	6	0	9	5	0	0	0	-	0
JEFFERS, R.	NE	TY	.155	74	233	20	36	13	1	8	75	20	98	18	0	0	0	-	2
ISBEL, K.	NE	TY	.149	37	67	8	10	4	0	1	17	4	23	4	0	0	0	-	2
DUNNING, D.	NE	TY	.122	21	41	1	5	0	0	0	5	0	10	2	0	0	0	-	3
ROBLES, H.	NE	TY	.111	57	9	0	1	0	0	0	1	1	5	0	0	0	0	-	0
KUHL, C.	NE	TY	.091	36	22	2	2	0	0	0	2	0	12	0	0	0	0	-	0
BERRIOS, J.	BB	TY	.080	10	25	2	2	0	0	0	2	0	11	2	0	0	0	-	0
BUMGARNER, M.	NE	TY	.071	20	28	5	2	0	0	0	2	2	17	16	0	0	0	-	0
DUNN, J.	NE	TY	.067	16	15	0	1	0	0	0	1	0	6	1	0	0	0	-	0
WATKINS, S.	NE	TY	.063	23	32	1	2	0	0	0	2	2	11	1	0	0	0	-	1
ALCALA, J.	NE	TY	.000	40	7	0	0	0	0	0	0	0	2	1	0	0	0	-	0
MEJIA, J.	BB	TY	.000	6	6	0	0	0	0	0	0	0	2	0	0	0	0	-	0
THOMPSON, K.	NE	TY	.000	40	2	0	0	0	0	0	0	0	1	1	0	0	0	-	1
FELIZ, M.			.000	7	2	0	0	0	0	0	0	0	0	0	0	0	0	-	0
MEGILL, T.			.000	6	2	0	0	0	0	0	0	0	1	0	0	0	0	-	0
PONCE de LEON, D.			.000	3	2	0	0	0	0	0	0	0	2	0	0	0	0	-	0
CRICHTON, S.			.000	6	1	0	0	0	0	0	0	0	0	0	0	0	0	-	0
Newark Eagles			.219	2136	5494	581	1201	208	14	169	1944	553	1564	493	22	17	5	77.3	97

38 Players	Tm	Lg	AVG	OBP	SLG	OPS	ISO	SECA	TA	RCON	RC	RC/G	PA	IBB	HBP	SH	SF
BARRERA, T.	NE	TY	.317	.417	.390	.807	.073	.220	.807	4.5	14.5	6.9	96	0	2	0	0
JOE, C.	NE	TY	.302	.389	.465	.854	.163	.312	.873	13.3	39.6	7.4	234	0	0	0	2
GOSELIN, P.	NE	TY	.282	.326	.391	.717	.109	.177	.640	2.4	38.7	4.8	317	0	1	1	2
HERNANDEZ, C.	NE	TY	.273	.333	.318	.652	.045	.136	.563	-2	2.6	4.0	26	0	0	2	0
TSUTSUGO, Y.	NE	TY	.260	.339	.435	.774	.175	.295	.735	6.0	30.3	5.4	224	1	0	0	0
IBANEZ, A.	NE	TY	.260	.318	.411	.729	.151	.228	.657	3.3	37.4	4.7	311	1	3	0	1
O'HEARN, R.	NE	TY	.248	.272	.364	.636	.116	.152	.518	-6.3	23.8	3.3	261	1	0	0	2
McCORMICK, C.	NE	TY	.243	.299	.405	.704	.162	.246	.631	.7	38.8	4.2	348	0	0	0	1
DICKERSON, A.	NE	TY	.242	.298	.457	.755	.216	.294	.707	4.2	38.1	5.0	292	0	1	0	1
GOMES, Y.	NE	TY	.241	.303	.420	.723	.179	.251	.659	3.0	40.7	4.3	353	1	7	0	4
ARROYO, C.	NE	TY	.222	.290	.376	.666	.153	.206	.600	-1.9	21.3	3.8	210	0	9	0	2
DUBON, M.	NE	TY	.222	.260	.380	.640	.158	.216	.543	-3.8	15.9	3.1	181	0	0	0	1
QUINTANA, J.	NE	TY	.222	.236	.333	.570	.111	.130	.442	-2.8	4.1	2.4	58	0	0	3	0
MATEO, J.	NE	TY	.216	.279	.299	.577	.082	.187	.578	-3.2	12.4	3.0	147	1	7	0	1
McCUTCHEN, A.	NE	TY	.209	.313	.425	.737	.215	.368	.712	8.5	68.5	4.6	576	1	0	0	3
SIMMONS, A.	NE	TY	.203	.281	.264	.545	.061	.165	.450	-24.6	36.5	2.4	547	0	2	2	0
ARAUZ, J.	NE	TY	.200	.347	.250	.597	.050	.275	.576	-.7	4.0	3.3	49	0	0	0	0
McKENNA, R.	NE	TY	.193	.281	.277	.557	.084	.195	.483	-23.4	39.6	2.6	549	0	4	0	1
GONZALEZ, E.	NE	TY	.192	.200	.223	.423	.031	.041	.283	-19.4	8.1	1.4	196	0	0	1	0
FALTER, B.	NE	TY	.186	.217	.233	.450	.047	.093	.333	-3.7	2.4	1.6	50	0	0	4	1
BROSSEAU, M.	NE	TY	.185	.249	.399	.649	.214	.297	.590	-8.5	41.8	3.2	463	0	4	0	3
GONZALES, M.	NE	TY	.176	.282	.176	.459	.000	.147	.393	-2.6	3.0	2.0	52	0	0	13	0
JEFFERS, R.	NE	TY	.155	.220	.322	.541	.167	.245	.477	-13.6	17.2	2.3	255	0	2	0	2
ISBEL, K.	NE	TY	.149	.197	.254	.451	.104	.164	.356	-6.0	3.0	1.4	71	0	0	0	0
DUNNING, D.	NE	TY	.122	.163	.122	.285	.000	.049	.179	-6.0	.7	.4	48	0	0	5	0
ROBLES, H.	NE	TY	.111	.111	.111	.222	.000	.000	.125	-1.5	.2	.5	10	0	0	1	0
KUHL, C.	NE	TY	.091	.091	.091	.182	.000	.000	.100	-4.1	.2	.3	23	0	0	1	0
BERRIOS, J.	BB	TY	.080	.148	.080	.228	.000	.080	.174	-4.2	.5	.5	29	0	0	2	0
BUMGARNER, M.	NE	TY	.071	.422	.071	.494	.000	.571	.731	.0	2.9	2.9	46	0	1	1	0
DUNN, J.	NE	TY	.067	.125	.067	.192	.000	.067	.143	-2.7	.2	.3	17	1	0	1	0
WATKINS, S.	NE	TY	.063	.091	.063	.153	.000	.031	.097	-6.3	.2	.2	35	0	0	2	0
ALCALA, J.	NE	TY	.000	.125	.000	.125	.000	.143	.143	-1.4	.1	.4	10	0	0	2	0
MEJIA, J.	BB	TY	.000	.000	.000	.000	.000	.000	.000	-1.5	.0	.0	9	0	0	3	0
THOMPSON, K.	NE	TY	.000	.333	.000	.333	.000	.500	.333	-.2	.0	.0	4	1	0	1	0
FELIZ, M.			.000	.000	.000	.000	.000	.000	.000	-.5	.0	.0	2	0	0	0	0
MEGILL, T.			.000	.000	.000	.000	.000	.000	.000	-.5	.0	.0	2	0	0	0	0
PONCE de LEON, D.			.000	.000	.000	.000	.000	.000	.000	-.5	.0	.0	2	0	0	0	0
CRICHTON, S.			.000	.000	.000	.000	.000	.000	.000	-.3	.0	.0	1	0	0	0	0
Newark Eagles			.219	.287	.354	.641	.135	.227	.568	-104.4	570.1	3.4	6104	8	43	45	27





CENTRAL

DIVISION

MMXX

Maubeshia

FREEMAN



WAUKESHA FREEMEN 2022 Opening Day Starting Lineup
1-Whit Merrifield, 2B 2-Leury Garcia, RF 3-Bo Bichette, SS
4- Tyler O'Neill, LF 5-Christian Yelich, CF 6-Yandy Diaz, 1B
7-Cavan Biggio, 3B 8-Tomas Nido, C 9-Julio Urias, P



Ken Sajdak

W221N2782 Timberwood Lane

Waukesha, WI 53186

(262) 544-1334

ken@sajdak.us

17 Pitchers	Tm	Lg	W	L	PCT	SV	ERA	G	GS	CG	SHO	QS	IP	H	R	ER	HR	SO	BB
HADER, J.	WA	TY	3	2	.600	30	.47	55	0	0	0	0	57.2	15	5	3	1	64	19
WILLIAMS, D.	WA	TY	4	1	.800	5	1.41	51	0	0	0	0	57.1	19	11	9	4	65	26
RUIZ, J.	WA	TY	4	2	.667	2	1.50	56	0	0	0	0	66.0	35	14	11	6	70	14
BURNES, C.	WA	TY	14	4	.778	0	2.03	26	26	2	2	19	172.2	115	43	39	10	216	39
THOMPSON, M.	WA	TY	0	0	-	0	2.20	14	0	0	0	0	16.1	15	5	4	1	17	7
MAY, T.	WA	TY	1	1	.500	2	2.23	30	0	0	0	0	40.1	24	10	10	2	62	17
URIAS, J.	WA	TY	15	8	.652	0	2.59	30	30	1	0	19	188.0	133	70	54	23	162	43
LAUER, E.	WA	TY	13	5	.722	0	2.85	20	20	1	1	17	123.0	88	44	39	13	110	43
BASSITT, C.	WA	TY	11	7	.611	0	3.07	26	26	0	0	18	161.1	118	61	55	19	128	48
FUNKHOUSER, K.	WA	TY	5	2	.714	2	3.17	42	1	0	0	0	65.1	53	27	23	7	54	33
GILBREATH, L.	WA	TY	4	0	1.000	0	3.18	35	0	0	0	0	45.1	35	23	16	8	44	26
MATZEK, T.	WA	TY	5	4	.556	4	3.19	60	0	0	0	0	62.0	43	26	22	12	65	29
LANGE, A.	WA	TY	2	1	.667	0	3.56	20	0	0	0	0	30.1	29	13	12	6	26	5
SHEFFIELD, J.	WA	TY	2	0	1.000	1	3.80	23	0	0	0	0	23.2	19	17	10	5	22	20
GIBSON, K.	WA	TY	10	11	.476	0	3.85	30	30	1	0	15	175.1	156	84	75	22	135	69
ESPINO, P.	WA	TY	4	8	.333	0	4.08	18	18	0	0	8	110.1	106	60	50	23	108	24
WEATHERS, R.	WA	TY	4	5	.444	0	6.83	11	11	0	0	5	58.0	63	46	44	9	51	29
Waukesha Freeman			101	61	.623	46	2.95	547	162	5	3	101	1453.0	1066	559	476	171	1399	491
17 Pitchers	Tm	Lg	SUP/9	R/9	ERA	BF/9	BR/9	H/9	BB/9	SO/9	HR/9	ERPT	OBA	BF	BR	IBB	HB	WP	BK
HADER, J.	WA	TY	.0	.78	.47	31.8	5.3	2.3	3.0	10.0	.16	23.1	.082	204	34	0	0	1	0
WILLIAMS, D.	WA	TY	.0	1.73	1.41	33.1	6.8	3.0	3.6	10.2	.63	16.9	.103	211	43	3	1	0	0
RUIZ, J.	WA	TY	.0	1.91	1.50	32.7	6.5	4.8	1.8	9.5	.82	18.8	.156	240	48	1	0	0	0
BURNES, C.	WA	TY	4.3	2.24	2.03	34.9	8.3	6.0	2.0	11.3	.52	39.0	.187	670	160	0	6	3	0
THOMPSON, M.	WA	TY	.0	2.76	2.20	38.0	12.1	8.3	3.9	9.4	.55	3.4	.242	69	22	0	0	1	0
MAY, T.	WA	TY	.0	2.23	2.23	35.9	9.1	5.4	3.8	13.8	.45	8.2	.168	161	41	0	0	1	0
URIAS, J.	WA	TY	3.6	3.35	2.59	35.4	8.6	6.4	2.0	7.8	1.10	30.9	.194	740	180	1	5	0	1
LAUER, E.	WA	TY	5.4	3.22	2.85	36.5	10.0	6.4	3.1	8.0	.95	16.6	.198	499	137	0	6	0	0
BASSITT, C.	WA	TY	4.4	3.40	3.07	36.0	9.3	6.6	2.5	7.1	1.06	17.9	.201	646	167	3	4	5	2
FUNKHOUSER, K.	WA	TY	.3	3.72	3.17	38.3	11.8	7.3	4.3	7.4	.96	6.5	.222	278	86	2	2	2	0
GILBREATH, L.	WA	TY	.0	4.57	3.18	39.5	12.3	6.9	4.8	8.7	1.59	4.5	.208	199	62	2	3	0	0
MATZEK, T.	WA	TY	.0	3.77	3.19	38.0	10.7	6.2	4.1	9.4	1.74	6.0	.189	262	74	1	3	0	0
LANGE, A.	WA	TY	.0	3.86	3.56	37.1	10.1	8.6	1.5	7.7	1.78	1.7	.244	125	34	0	0	1	0
SHEFFIELD, J.	WA	TY	.0	6.46	3.80	43.0	14.8	7.2	7.2	8.4	1.90	.7	.207	113	39	1	1	1	0
GIBSON, K.	WA	TY	4.9	4.31	3.85	38.3	12.0	8.0	3.5	6.9	1.13	4.2	.238	746	233	1	9	1	1
ESPINO, P.	WA	TY	4.0	4.89	4.08	37.9	11.3	8.6	1.9	8.8	1.88	-.2	.249	465	139	1	10	0	0
WEATHERS, R.	WA	TY	5.9	7.14	6.83	40.3	14.3	9.8	4.3	7.9	1.40	-17.8	.281	260	92	1	1	0	0
Waukesha Freeman			3.1	3.46	2.95	36.5	9.9	6.6	2.9	8.7	1.06	180.4	.202	5888	1591	17	51	16	4

34 Players	Tm	Lg	AVG	G	AB	R	H	2B	3B	HR	TB	RBI	SO	BB	ASB	SB	CS	SBP	GDP
ESPINAL, S.	WA	TY	.298	106	238	29	71	13	0	3	93	32	41	18	2	2	0	100.0	5
HOSMER, E.	WA	TY	.298	141	460	62	137	27	0	18	218	60	90	55	2	1	1	50.0	6
BICHETTE, B.	WA	TY	.279	162	649	103	181	30	1	31	306	103	167	38	13	12	1	92.3	3
CARLSON, D.	WA	TY	.274	141	518	76	142	34	7	17	241	74	115	51	1	1	0	100.0	4
REYES, V.	WA	TY	.263	63	95	17	25	7	1	7	55	14	20	3	2	2	0	100.0	2
PINA, M.	WA	TY	.260	53	100	20	26	6	0	8	56	22	23	18	0	0	0	-	1
MERRIFIELD, W.	WA	TY	.254	162	685	104	174	34	2	12	248	60	108	40	49	47	2	95.9	7
GILBREATH, L.	WA	TY	.250	35	4	1	1	1	0	0	2	0	2	0	0	0	0	-	0
RUIZ, J.	WA	TY	.250	57	4	1	1	0	0	0	1	0	0	0	0	0	0	-	0
HANIGER, M.	WA	TY	.246	149	564	83	139	18	3	37	274	118	151	46	1	1	0	100.0	10
GARCIA, L.	WA	TY	.233	89	163	15	38	5	1	0	45	6	39	18	2	1	1	50.0	2
DIAZ, Y.	WA	TY	.231	118	411	42	95	22	2	11	154	40	71	50	1	1	0	100.0	5
KELLY, C.	WA	TY	.223	85	260	32	58	9	0	14	109	37	58	26	1	1	0	100.0	8
YELICH, C.	WA	TY	.221	121	390	49	86	22	2	8	136	38	109	49	12	8	4	66.7	4
BIGGIO, C.	WA	TY	.214	63	117	7	25	5	1	3	41	10	36	12	0	0	0	-	1
O'NEILL, T.	WA	TY	.212	92	278	34	59	8	2	16	119	40	91	35	6	5	1	83.3	4
LAUER, E.	WA	TY	.194	20	36	7	7	0	0	0	7	3	16	5	0	0	0	-	1
RIVERA, E.	WA	TY	.194	17	36	3	7	1	0	0	8	0	10	4	1	1	0	100.0	0
WEATHERS, R.	WA	TY	.182	11	22	3	4	0	0	0	4	0	9	0	0	0	0	-	0
BASSITT, C.	WA	TY	.176	26	51	5	9	1	0	0	10	3	18	3	0	0	0	-	1
NIDO, T.	WA	TY	.173	57	150	8	26	3	0	3	38	7	50	5	1	0	1	.0	6
URIAS, J.	WA	TY	.153	30	59	4	9	1	0	0	10	2	13	0	0	0	0	-	1
GREINER, G.	WA	TY	.146	14	41	3	6	2	0	0	8	3	20	3	0	0	0	-	0
BURNES, C.	WA	TY	.135	26	52	4	7	0	0	0	7	1	26	5	0	0	0	-	1
GIBSON, K.	WA	TY	.132	30	53	5	7	0	0	1	10	1	22	0	0	0	0	-	0
ESPINO, P.	WA	TY	.088	18	34	1	3	0	0	0	3	4	24	0	0	0	0	-	0
FUNKHOUSER, K.	WA	TY	.000	42	5	1	0	0	0	0	0	0	3	1	0	0	0	-	0
HADER, J.	WA	TY	.000	55	3	0	0	0	0	0	0	0	0	0	0	0	0	-	0
LANGE, A.	WA	TY	.000	20	2	0	0	0	0	0	0	0	1	0	0	0	0	-	0
MATZEK, T.	WA	TY	.000	60	1	0	0	0	0	0	0	0	0	0	0	0	0	-	0
MAY, T.	WA	TY	.000	30	1	0	0	0	0	0	0	0	0	0	0	0	0	-	1
SHEFFIELD, J.	WA	TY	-	23	0	0	0	0	0	0	0	0	0	0	0	0	0	-	0
THOMPSON, M.	WA	TY	-	14	0	0	0	0	0	0	0	0	0	0	0	0	0	-	0
WILLIAMS, D.	WA	TY	-	51	0	0	0	0	0	0	0	0	0	0	0	0	0	-	0
Waukesha Freeman			.245	2181	5482	719	1343	249	22	189	2203	678	1333	485	94	83	11	88.3	73

34 Players	Tm	Lg	AVG	OBP	SLG	OPS	ISO	SECA	TA	RCON	RC	RC/G	PA	IBB	HBP	SH	SF
ESPINAL, S.	WA	TY	.298	.342	.391	.733	.092	.176	.657	4.7	32.6	5.0	260	0	0	0	4
HOSMER, E.	WA	TY	.298	.379	.474	.852	.176	.296	.848	28.2	85.8	7.0	523	2	6	0	2
BICHETTE, B.	WA	TY	.279	.319	.471	.791	.193	.268	.761	22.7	102.1	5.8	696	0	3	0	5
CARLSON, D.	WA	TY	.274	.353	.465	.818	.191	.292	.805	24.2	89.6	6.3	584	1	13	0	2
REYES, V.	WA	TY	.263	.286	.579	.865	.316	.368	.833	5.1	15.1	5.7	98	0	0	0	0
PINA, M.	WA	TY	.260	.398	.560	.958	.300	.480	1.053	10.6	24.0	8.6	123	2	5	0	0
MERRIFIELD, W.	WA	TY	.254	.295	.362	.657	.108	.232	.648	3.0	80.9	4.2	732	0	2	0	5
GILBREATH, L.	WA	TY	.250	.250	.500	.750	.250	.250	.667	.1	.5	4.5	4	0	0	0	0
RUIZ, J.	WA	TY	.250	.250	.250	.500	.000	.000	.333	-.3	.3	2.3	4	0	0	0	0
HANIGER, M.	WA	TY	.246	.305	.486	.791	.239	.323	.745	16.7	83.2	5.1	617	4	3	0	4
GARCIA, L.	WA	TY	.233	.317	.276	.593	.043	.153	.516	-5.2	15.3	3.2	184	0	2	1	0
DIAZ, Y.	WA	TY	.231	.315	.375	.689	.144	.268	.642	.8	51.2	4.3	465	1	1	0	2
KELLY, C.	WA	TY	.223	.306	.419	.725	.196	.300	.676	3.3	33.2	4.2	294	0	6	0	2
YELICH, C.	WA	TY	.221	.310	.349	.659	.128	.264	.625	-3.5	44.9	3.9	442	0	2	0	1
BIGGIO, C.	WA	TY	.214	.290	.350	.641	.137	.239	.581	-2.1	12.7	3.6	131	0	1	0	1
O'NEILL, T.	WA	TY	.212	.329	.428	.757	.216	.356	.772	8.3	42.1	5.1	328	3	14	0	1
LAUER, E.	WA	TY	.194	.310	.194	.504	.000	.139	.433	-2.0	2.7	2.2	45	0	1	3	0
RIVERA, E.	WA	TY	.194	.275	.222	.497	.028	.167	.448	-2.1	2.6	2.4	40	0	0	0	0
WEATHERS, R.	WA	TY	.182	.182	.182	.364	.000	.000	.222	-2.7	.8	1.1	24	0	0	2	0
BASSITT, C.	WA	TY	.176	.222	.196	.418	.020	.078	.302	-5.0	2.3	1.4	56	0	0	2	0
NIDO, T.	WA	TY	.173	.220	.253	.473	.080	.107	.359	-12.8	7.1	1.4	160	2	4	1	0
URIAS, J.	WA	TY	.153	.150	.169	.319	.017	.017	.196	-8.0	1.7	.8	66	0	0	6	1
GREINER, G.	WA	TY	.146	.205	.195	.400	.049	.122	.314	-4.3	1.8	1.4	44	0	0	0	0
BURNES, C.	WA	TY	.135	.207	.135	.342	.000	.096	.261	-6.4	2.0	1.0	63	0	0	5	1
GIBSON, K.	WA	TY	.132	.132	.189	.321	.057	.057	.217	-7.3	1.7	.8	62	0	0	9	0
ESPINO, P.	WA	TY	.088	.088	.088	.176	.000	.000	.097	-6.4	.4	.3	39	0	0	5	0
FUNKHOUSER, K.	WA	TY	.000	.286	.000	.286	.000	.200	.400	-.6	.3	1.2	8	0	1	1	0
HADER, J.	WA	TY	.000	.000	.000	.000	.000	.000	.000	-.8	.0	.0	3	0	0	0	0
LANGE, A.	WA	TY	.000	.000	.000	.000	.000	.000	.000	-.5	.0	.0	2	0	0	0	0
MATZEK, T.	WA	TY	.000	.000	.000	.000	.000	.000	.000	-.3	.0	.0	1	0	0	0	0
MAY, T.	WA	TY	.000	.000	.000	.000	.000	.000	.000	-.3	-.0	-.0	1	0	0	0	0
SHEFFIELD, J.	WA	TY	-	-	-	-	-	-	-	.0	-	-	0	0	0	0	0
THOMPSON, M.	WA	TY	-	-	-	-	-	-	-	.0	-	-	0	0	0	0	0
WILLIAMS, D.	WA	TY	-	-	-	-	-	-	-	.0	-	-	0	0	0	0	0
Waukesha Freeman			.245	.312	.402	.714	.157	.258	.671	57.1	717.4	4.5	6099	15	64	35	31

CITY OF EVANSTON



BEEES

COOK COUNTY
ILLINOIS

EVANSTON BEES 2022 Opening Day Starting Lineup

1-Tommy Edman, RF 2-Jake Cronenworth, 2B 3-Marcus Semien, SS 4-Kyle Tucker, CF
5-Joey Votto, 1B 6-Austin Meadows, LF 7-Ha-Seong Kim, 3B 8-Danny Jansen, C
9-Nathan Eovaldi, P



Al Keefer

2617 Princeton Ave

Evanston, IL 60201

(847) 328-8173

alkeefe@comcast.net



17 Pitchers	Tm	Lg	W	L	PCT	SV	ERA	G	GS	CG	SHO	QS	IP	H	R	ER	HR	SO	BB
HOWARD, S.	EB	TY	0	0	-	0	.00	3	0	0	0	0	3.0	2	0	0	0	7	0
TATE, D.	EB	TY	0	0	-	0	1.33	26	0	0	0	0	27.0	25	5	4	2	17	7
CRISMATT, N.	EB	TY	4	2	.667	0	1.98	53	0	0	0	0	82.0	79	30	18	8	67	13
LOAISIGA, J.	EB	TY	6	4	.600	34	2.24	58	0	0	0	0	72.1	51	19	18	6	67	24
STEPHENSON, R.	EB	TY	4	1	.800	3	2.62	37	0	0	0	0	44.2	41	16	13	6	45	19
LAMET, D.	EB	TY	3	2	.600	0	2.97	10	4	0	0	3	30.1	37	13	10	3	38	11
WELLS, T.	EB	TY	2	1	.667	0	3.34	42	0	0	0	0	56.2	37	24	21	6	66	13
EOVALDI, N.	EB	TY	17	6	.739	0	3.41	31	31	3	3	21	203.1	181	77	77	20	193	72
SCHERZER, M.	EB	TY	14	10	.583	0	3.43	30	30	1	0	20	194.0	141	79	74	25	229	67
GUTIERREZ, V.	EB	TY	6	7	.462	0	3.62	21	19	1	1	12	114.1	126	49	46	16	93	43
SEWALD, P.	EB	TY	5	4	.556	2	3.86	50	0	0	0	0	72.1	54	35	31	14	94	19
DIAZ, E.	EB	TY	3	3	.500	0	4.34	47	0	0	0	0	58.0	40	32	28	10	76	22
MAYERS, M.	EB	TY	4	1	.800	0	4.50	55	0	0	0	0	72.0	76	38	36	14	76	28
HEANEY, A.	EB	TY	7	6	.538	0	4.90	20	20	4	1	10	121.1	121	74	66	30	136	36
STRIPLING, R.	EB	TY	4	2	.667	0	5.16	12	12	1	1	4	68.0	71	41	39	9	56	31
KAPRIELIAN, J.	EB	TY	6	9	.400	0	5.64	24	24	2	0	5	127.2	146	94	80	20	139	53
FREELAND, K.	EB	TY	10	9	.526	0	5.80	22	22	2	1	11	118.0	117	80	76	20	99	54
Evanston Bees			95	67	.586	39	3.91	541	162	14	7	86	1465.0	1345	706	637	209	1498	512

17 Pitchers	Tm	Lg	SUP/9	R/9	ERA	BF/9	BR/9	H/9	BB/9	SO/9	HR/9	ERPT	OBA	BF	BR	IBB	HB	WP	BK
HOWARD, S.	EB	TY	.0	.00	.00	33.0	6.0	6.0	.0	21.0	.00	1.4	.182	11	2	0	0	0	0
TATE, D.	EB	TY	.0	1.67	1.33	36.3	12.0	8.3	2.3	5.7	.67	8.2	.258	109	36	0	4	1	0
CRISMATT, N.	EB	TY	.0	3.29	1.98	36.4	10.2	8.7	1.3	7.4	.88	19.0	.255	332	93	1	2	5	0
LOAISIGA, J.	EB	TY	.0	2.36	2.24	36.2	10.0	6.3	2.9	8.3	.75	14.7	.196	291	80	1	6	1	1
STEPHENSON, R.	EB	TY	.0	3.22	2.62	39.1	12.5	8.3	3.8	9.1	1.21	7.2	.238	194	62	0	2	0	0
LAMET, D.	EB	TY	4.2	3.86	2.97	40.6	13.9	11.0	3.0	11.3	.89	3.7	.303	137	47	1	0	1	0
WELLS, T.	EB	TY	.0	3.81	3.34	35.1	8.3	5.9	1.7	10.5	.95	4.6	.182	221	52	2	4	0	0
EOVALDI, N.	EB	TY	4.6	3.41	3.41	37.7	11.6	8.0	3.1	8.5	.89	14.9	.238	852	262	2	11	1	0
SCHERZER, M.	EB	TY	4.7	3.66	3.43	36.5	9.9	6.5	3.1	10.6	1.16	13.6	.200	787	213	1	6	1	0
GUTIERREZ, V.	EB	TY	4.2	3.86	3.62	39.1	13.5	9.9	3.4	7.3	1.26	5.6	.283	497	172	0	3	0	0
SEWALD, P.	EB	TY	.0	4.35	3.86	35.7	9.0	6.7	2.2	11.7	1.74	1.7	.205	287	72	1	0	0	0
DIAZ, E.	EB	TY	.0	4.97	4.34	37.9	9.9	6.2	2.9	11.8	1.55	-1.8	.184	244	64	3	5	3	1
MAYERS, M.	EB	TY	.0	4.75	4.50	39.8	13.3	9.5	3.4	9.5	1.75	-3.5	.267	318	106	1	3	0	0
HEANEY, A.	EB	TY	5.6	5.49	4.90	38.8	12.0	9.0	2.7	10.1	2.23	-11.2	.253	523	162	0	5	1	0
STRIPLING, R.	EB	TY	6.6	5.43	5.16	40.2	13.8	9.4	4.1	7.4	1.19	-8.3	.267	304	104	0	2	0	0
KAPRIELIAN, J.	EB	TY	6.6	6.63	5.64	40.8	14.4	10.3	3.7	9.8	1.41	-22.3	.283	579	204	0	5	1	0
FREELAND, K.	EB	TY	8.2	6.10	5.80	39.9	13.4	8.9	4.0	7.6	1.53	-22.7	.257	523	176	1	6	0	0
Evanston Bees			3.7	4.34	3.91	38.1	11.7	8.3	3.1	9.2	1.28	24.8	.242	6209	1907	14	64	15	2



33 Players	Tm	Lg	AVG	G	AB	R	H	2B	3B	HR	TB	RBI	SO	BB	ASB	SB	CS	SBP	GDP
TATE, D.	EB	TY	1.000	26	1	0	1	0	0	0	1	0	0	0	0	0	0	-	0
WELLS, T.	EB	TY	.500	42	2	0	1	0	0	0	1	0	0	0	0	0	0	-	0
CHAVIS, M.	EB	TY	.366	38	41	3	15	5	0	1	23	3	10	1	0	0	0	-	2
TUCKER, K.	EB	TY	.310	145	535	91	166	41	1	33	308	103	88	43	27	27	0	100.0	9
CRONENWORTH, J.	EB	TY	.303	148	607	106	184	48	6	24	316	93	82	52	8	4	4	50.0	6
EDMAN, T.	EB	TY	.269	161	691	127	186	41	3	14	275	62	102	48	45	40	5	88.9	8
SEMIEN, M.	EB	TY	.266	162	677	110	180	38	1	43	349	113	163	46	26	19	7	73.1	6
VOTTO, J.	EB	TY	.261	139	436	75	114	20	1	38	250	91	105	60	0	0	0	-	6
KIM, H.	EB	TY	.253	121	293	38	74	20	2	13	137	56	67	32	9	9	0	100.0	8
STRIPLING, R.	EB	TY	.250	12	24	4	6	3	0	0	9	2	8	1	0	0	0	-	0
MEADOWS, A.	EB	TY	.240	134	416	61	100	24	3	23	199	75	101	44	4	2	2	50.0	4
HAASE, E.	EB	TY	.240	120	346	45	83	15	0	25	173	60	116	28	0	0	0	-	4
ENGEL, A.	EB	TY	.237	77	135	18	32	6	0	5	53	17	18	14	11	10	1	90.9	1
KEPLER, M.	EB	TY	.235	118	213	34	50	11	0	9	88	25	52	27	10	10	0	100.0	3
HAMPSON, G.	EB	TY	.223	113	238	34	53	4	2	7	82	21	66	8	19	15	4	78.9	1
FREELAND, K.	EB	TY	.217	22	46	7	10	1	0	0	11	3	18	2	0	0	0	-	1
FRANCO, M.	EB	TY	.210	81	229	22	48	15	0	6	81	23	39	13	0	0	0	-	5
STASSI, M.	EB	TY	.206	88	180	23	37	9	1	2	54	21	62	32	0	0	0	-	4
HEANEY, A.	EB	TY	.190	20	42	3	8	1	0	1	12	8	18	3	0	0	0	-	0
JANSEN, D.	EB	TY	.187	90	155	15	29	11	0	2	46	11	44	15	0	0	0	-	6
GUTIERREZ, V.	EB	TY	.156	21	32	3	5	0	0	0	5	0	14	2	0	0	0	-	0
CULBERSON, C.	EB	TY	.152	60	112	14	17	10	0	0	27	7	25	5	2	2	0	100.0	2
LAMET, D.	EB	TY	.143	10	7	1	1	1	0	0	2	0	1	2	0	0	0	-	0
KAPRIELIAN, J.	EB	TY	.140	24	43	2	6	1	0	0	7	2	17	2	0	0	0	-	0
EOVALDI, N.	EB	TY	.125	31	64	3	8	0	1	0	10	2	28	2	0	0	0	-	1
SCHERZER, M.	EB	TY	.033	30	61	4	2	0	0	0	2	1	33	1	0	0	0	-	0
CRISMATT, N.	EB	TY	.000	53	3	0	0	0	0	0	0	0	0	1	0	0	0	-	0
MAYERS, M.	EB	TY	.000	55	3	1	0	0	0	0	0	0	1	1	0	0	0	-	0
LOAISIGA, J.	EB	TY	.000	58	2	0	0	0	0	0	0	0	1	0	0	0	0	-	0
STEPHENSON, R.	EB	TY	.000	37	2	0	0	0	0	0	0	0	0	0	0	0	0	-	0
DIAZ, E.	EB	TY	.000	47	1	0	0	0	0	0	0	0	0	0	0	0	0	-	0
SEWALD, P.	EB	TY	.000	50	1	0	0	0	0	0	0	0	0	0	0	0	0	-	0
HOWARD, S.	EB	TY	-	3	0	0	0	0	0	0	0	0	0	0	0	0	0	-	0
Evanston Bees			.251	2336	5638	844	1416	325	21	246	2521	799	1279	485	161	138	23	85.7	77

33 Players	Tm	Lg	AVG	OBP	SLG	OPS	ISO	SECA	TA	RCON	RC	RC/G	PA	IBB	HBP	SH	SF
TATE, D.	EB	TY	1.000	1.000	1.000	2.000	.000	.000	-	.5	1.0	-	1	0	0	0	0
WELLS, T.	EB	TY	.500	.500	.500	1.000	.000	.000	1.000	.2	.5	13.5	2	0	0	0	0
CHAVIS, M.	EB	TY	.366	.409	.561	.970	.195	.220	.929	4.0	8.6	8.3	44	0	2	0	0
TUCKER, K.	EB	TY	.310	.358	.576	.934	.265	.396	1.000	51.9	114.8	8.1	583	4	0	0	5
CRONENWORTH, J.	EB	TY	.303	.363	.521	.884	.217	.303	.871	38.7	115.5	7.2	664	3	5	0	0
EDMAN, T.	EB	TY	.269	.319	.398	.717	.129	.249	.707	13.9	93.4	4.8	744	0	3	0	2
SEMIEN, M.	EB	TY	.266	.313	.516	.828	.250	.335	.816	29.8	109.8	5.8	729	4	2	0	4
VOTTO, J.	EB	TY	.261	.349	.573	.923	.312	.450	.951	35.5	90.3	7.3	504	6	2	0	6
KIM, H.	EB	TY	.253	.326	.468	.794	.215	.355	.793	13.3	46.1	5.3	333	1	2	2	4
STRIPLING, R.	EB	TY	.250	.280	.375	.655	.125	.167	.556	-.4	2.6	3.7	26	0	0	1	0
MEADOWS, A.	EB	TY	.240	.315	.478	.794	.238	.344	.770	13.4	64.5	5.4	466	3	3	0	3
HAASE, E.	EB	TY	.240	.302	.500	.802	.260	.341	.764	11.3	52.7	5.3	378	2	3	0	1
ENGEL, A.	EB	TY	.237	.327	.393	.719	.156	.326	.771	4.0	19.4	5.0	153	4	4	0	0
KEPLER, M.	EB	TY	.235	.328	.413	.741	.178	.352	.771	7.3	32.1	5.2	245	0	3	1	1
HAMPSON, G.	EB	TY	.223	.246	.345	.591	.122	.202	.553	-8.1	21.0	3.0	248	0	0	0	2
FREELAND, K.	EB	TY	.217	.250	.239	.489	.022	.065	.351	-3.4	2.9	1.9	52	0	0	4	0
FRANCO, M.	EB	TY	.210	.252	.354	.606	.144	.201	.511	-7.8	20.0	2.8	247	0	1	1	3
STASSI, M.	EB	TY	.206	.347	.300	.647	.094	.272	.639	-.0	21.0	3.8	222	6	8	0	2
HEANEY, A.	EB	TY	.190	.244	.286	.530	.095	.167	.441	-2.5	3.1	2.5	45	0	0	0	0
JANSEN, D.	EB	TY	.187	.262	.297	.558	.110	.206	.470	-7.3	11.3	2.3	173	3	1	0	1
GUTIERREZ, V.	EB	TY	.156	.206	.156	.362	.000	.063	.259	-3.8	1.6	1.2	41	0	0	7	0
CULBERSON, C.	EB	TY	.152	.193	.241	.434	.089	.152	.361	-9.9	5.3	1.5	119	0	1	0	1
LAMET, D.	EB	TY	.143	.333	.286	.619	.143	.429	.667	-.0	.9	3.5	10	0	0	1	0
KAPRIELIAN, J.	EB	TY	.140	.178	.163	.341	.023	.070	.243	-5.5	1.5	1.0	47	0	0	2	0
EOVALDI, N.	EB	TY	.125	.152	.156	.308	.031	.063	.211	-9.1	1.9	.8	76	0	0	10	0
SCHERZER, M.	EB	TY	.033	.048	.033	.080	.000	.016	.051	-13.5	.3	.1	71	0	0	8	1
CRISMATT, N.	EB	TY	.000	.250	.000	.250	.000	.333	.333	-.4	.1	.6	4	0	0	0	0
MAYERS, M.	EB	TY	.000	.250	.000	.250	.000	.333	.333	-.4	.1	.6	4	0	0	0	0
LOAISIGA, J.	EB	TY	.000	.000	.000	.000	.000	.000	.000	-.5	.0	.0	3	0	0	1	0
STEPHENSON, R.	EB	TY	.000	.000	.000	.000	.000	.000	.000	-.5	.0	.0	2	0	0	0	0
DIAZ, E.	EB	TY	.000	.000	.000	.000	.000	.000	.000	-.3	.0	.0	1	0	0	0	0
SEWALD, P.	EB	TY	.000	.000	.000	.000	.000	.000	.000	-.3	.0	.0	1	0	0	0	0
HOWARD, S.	EB	TY	-	-	-	-	-	-	-	.0	-	-	0	0	0	0	0
Evanston Bees			.251	.313	.447	.760	.196	.302	.737	150.2	814.2	5.0	6238	36	40	38	36



MORGANTOWN RAIDERS 2021 Opening Day Starting Lineup

1-Tony Kemp, 2B 2-Josh Bell, 1B 3-Will Smith, C 4-Mookie Betts, RF
5-Randy Arozarena, LF 6-Trevor Story, SS 7-Eugenio Suarez, 3B 8-Harold Ramirez, CF
9-Matt Harvey, P





Gerry Hobbs

805 Lakeview Estates

Morgantown, WV 26508

(304) 594-0369

Gerald.Hobbs@mail.wvu.edu

18 Pitchers	Tm	Lg	W	L	PCT	SV	ERA	G	GS	CG	SHO	QS	IP	H	R	ER	HR	SO	BB
TAPIA, D.	MR	TY	3	1	.750	12	2.02	35	0	0	0	0	40.0	24	10	9	3	23	11
WHITE, M.	MR	TY	3	3	.500	1	2.33	17	4	1	1	1	46.1	30	13	12	1	37	11
SHREVE, C.	MR	TY	6	2	.750	2	2.40	54	0	0	0	0	63.2	45	20	17	5	48	32
DUFFY, D.	MR	TY	3	4	.429	2	2.62	15	12	1	1	7	75.2	39	22	22	8	66	31
FAIRBANKS, P.	MR	TY	1	1	.500	1	2.65	35	0	0	0	0	51.0	40	16	15	3	56	13
PETIT, Y.	MR	TY	0	0	-	0	3.04	32	0	0	0	0	47.1	44	23	16	8	42	6
ROGERS, T.	MR	TY	5	3	.625	4	3.09	40	0	0	0	0	46.2	37	18	16	7	49	13
PARKER, B.	MR	TY	5	4	.556	2	3.17	36	0	0	0	0	54.0	42	20	19	6	42	10
STRATTON, C.	MR	TY	7	1	.875	1	3.29	52	2	0	0	1	76.2	67	31	28	13	72	27
TAILLON, J.	MR	TY	12	7	.632	0	3.30	27	27	4	2	15	163.2	129	67	60	22	146	51
FEYEREISEN, J.	MR	TY	3	6	.333	6	3.47	51	0	0	0	0	62.1	44	25	24	7	47	33
MEANS, J.	MR	TY	9	6	.600	1	3.53	27	26	2	1	16	160.2	142	70	63	23	145	39
GREEN, C.	MR	TY	9	8	.529	7	3.59	58	1	0	0	1	85.1	75	39	34	13	114	26
McCULLERS, L.	MR	TY	10	8	.556	0	3.76	32	30	1	1	15	172.1	122	80	72	10	187	110
LOPEZ, R.	MR	TY	3	1	.750	1	3.92	19	9	0	0	1	57.1	49	25	25	10	56	17
WILLIAMS, T.	MR	TY	8	5	.615	0	4.56	22	17	2	2	6	102.2	102	55	52	10	108	36
SINGER, B.	MR	TY	2	7	.222	0	5.93	21	19	0	0	3	98.2	131	73	65	18	108	42
HARVEY, M.	MR	TY	1	5	.167	0	6.93	16	15	0	0	2	74.0	111	58	57	10	70	20
Morgantown Raiders			90	72	.556	40	3.69	589	162	11	8	68	1478.1	1273	665	606	177	1416	528

18 Pitchers	Tm	Lg	SUP/9	R/9	ERA	BF/9	BR/9	H/9	BB/9	SO/9	HR/9	ERPT	OBA	BF	BR	IBB	HB	WP	BK
TAPIA, D.	MR	TY	.0	2.25	2.02	34.2	7.7	5.4	2.3	5.2	.68	9.1	.171	152	34	1	0	0	0
WHITE, M.	MR	TY	.8	2.53	2.33	34.0	7.8	5.8	1.9	7.2	.19	8.9	.184	175	40	1	0	2	0
SHREVE, C.	MR	TY	.0	2.83	2.40	37.5	11.0	6.4	4.2	6.8	.71	11.8	.197	265	78	2	3	0	0
DUFFY, D.	MR	TY	3.6	2.62	2.62	35.0	8.2	4.6	3.6	7.9	.95	12.2	.151	294	69	1	0	2	0
FAIRBANKS, P.	MR	TY	.0	2.82	2.65	36.4	9.5	7.1	2.1	9.9	.53	8.0	.215	206	54	1	2	1	0
PETIT, Y.	MR	TY	.0	4.37	3.04	36.1	9.5	8.4	1.1	8.0	1.52	5.4	.242	190	50	0	0	0	0
ROGERS, T.	MR	TY	.0	3.47	3.09	36.3	9.1	7.1	1.9	9.4	1.35	5.1	.215	188	47	3	0	2	0
PARKER, B.	MR	TY	.0	3.33	3.17	35.2	8.7	7.0	1.7	7.0	1.00	5.4	.210	211	52	0	0	0	0
STRATTON, C.	MR	TY	1.5	3.64	3.29	37.8	11.3	7.9	2.9	8.5	1.53	6.6	.233	322	96	2	4	1	0
TAILLON, J.	MR	TY	4.5	3.68	3.30	36.5	10.2	7.1	2.8	8.0	1.21	13.9	.214	664	186	0	6	2	0
FEYEREISEN, J.	MR	TY	.0	3.61	3.47	38.1	10.7	6.4	4.3	6.8	1.01	4.2	.194	264	74	3	0	2	0
MEANS, J.	MR	TY	4.3	3.92	3.53	37.5	10.7	8.0	2.2	8.1	1.29	9.6	.231	669	191	0	10	1	0
GREEN, C.	MR	TY	.5	4.11	3.59	37.3	10.3	7.9	2.4	12.0	1.37	4.5	.231	354	98	3	0	1	0
McCULLERS, L.	MR	TY	3.8	4.18	3.76	39.2	12.7	6.4	5.7	9.8	.52	5.8	.197	751	244	1	13	7	0
LOPEZ, R.	MR	TY	4.1	3.92	3.92	37.0	10.4	7.7	2.7	8.8	1.57	.9	.227	236	66	0	0	0	0
WILLIAMS, T.	MR	TY	3.2	4.82	4.56	38.8	12.6	8.9	3.2	9.5	.88	-5.6	.256	443	144	0	6	0	0
SINGER, B.	MR	TY	3.7	6.66	5.93	42.5	16.5	11.9	3.7	9.9	1.64	-20.4	.320	466	181	1	9	2	0
HARVEY, M.	MR	TY	5.4	7.05	6.93	42.6	16.5	13.5	2.3	8.5	1.22	-23.6	.349	350	136	1	6	1	0
Morgantown Raiders			2.6	4.05	3.69	37.7	11.2	7.7	3.1	8.6	1.08	61.8	.229	6200	1840	20	59	24	0

35 Players	Tm	Lg	AVG	G	AB	R	H	2B	3B	HR	TB	RBI	SO	BB	ASB	SB	CS	SBP	GDP
FAIRBANKS, P.	MR	TY	1.000	35	1	0	1	0	0	0	1	0	0	0	0	0	0	-	0
ROGERS, T.	MR	TY	.500	40	2	1	1	0	0	0	1	2	1	1	0	0	0	-	0
AVILA, A.	MR	TY	.368	22	38	8	14	2	2	3	29	11	10	4	0	0	0	-	0
GREEN, C.	MR	TY	.333	58	6	0	2	1	0	0	3	0	2	1	0	0	0	-	0
FEYEREISEN, J.	MR	TY	.333	51	3	0	1	0	0	0	1	0	0	0	0	0	0	-	0
HARVEY, M.	MR	TY	.320	16	25	2	8	1	0	0	9	3	7	2	0	0	0	-	1
AROZARENA, R.	MR	TY	.275	154	552	76	152	39	1	25	268	101	165	48	24	16	8	66.7	10
SMITH, W.	MR	TY	.269	129	416	72	112	24	2	24	212	62	119	50	2	2	0	100.0	11
TAYLOR, T.	MR	TY	.267	96	270	40	72	22	1	10	126	37	61	23	9	7	2	77.8	5
STORY, T.	MR	TY	.265	149	535	90	142	35	6	33	288	88	134	50	34	24	10	70.6	5
KEMP, T.	MR	TY	.257	124	338	51	87	17	5	7	135	41	60	44	11	11	0	100.0	5
WILLIAMS, T.	MR	TY	.250	22	32	3	8	0	0	0	8	2	8	1	0	0	0	-	0
BELL, J.	MR	TY	.243	143	515	61	125	19	3	22	216	75	110	66	0	0	0	-	18
McNEIL, J.	MR	TY	.239	109	339	45	81	16	0	4	109	30	58	36	4	3	1	75.0	7
RAMIREZ, H.	MR	TY	.236	99	284	21	67	15	1	4	96	15	43	5	5	3	2	60.0	8
LUPLOW, J.	MR	TY	.232	90	194	26	45	9	0	12	90	29	63	25	1	0	1	.0	3
BETTS, M.	MR	TY	.230	118	426	71	98	26	6	21	199	54	77	65	18	13	5	72.2	7
ALFARO, J.	MR	TY	.229	94	201	21	46	13	0	3	68	15	67	7	4	4	0	100.0	3
CASTRO, R.	MR	TY	.225	27	40	5	9	0	0	2	15	6	11	3	0	0	0	-	1
MENDICK, D.	MR	TY	.212	109	231	25	49	9	0	2	64	14	77	26	4	2	2	50.0	1
SUAREZ, E.	MR	TY	.196	148	510	72	100	14	0	34	216	85	181	70	0	0	0	-	15
McCULLERS, L.	MR	TY	.191	32	47	5	9	3	0	0	12	2	17	1	0	0	0	-	2
TAVERAS, L.	MR	TY	.190	39	79	10	15	5	1	2	28	6	28	4	4	4	0	100.0	0
TAILLON, J.	MR	TY	.185	27	54	4	10	3	0	0	13	7	19	6	0	0	0	-	0
LOPEZ, R.	MR	TY	.182	19	11	1	2	0	0	0	2	0	2	1	0	0	0	-	0
GONZALEZ, M.	MR	TY	.170	108	270	24	46	16	0	3	71	22	58	16	1	1	0	100.0	9
DUFFY, D.	MR	TY	.105	16	19	1	2	0	0	0	2	1	5	4	0	0	0	-	0
MEANS, J.	MR	TY	.089	27	45	1	4	0	0	0	4	2	14	3	0	0	0	-	0
SINGER, B.	MR	TY	.080	21	25	1	2	0	0	0	2	0	12	4	0	0	0	-	0
WHITE, M.	MR	TY	.000	17	7	1	0	0	0	0	0	0	4	2	0	0	0	-	0
STRATTON, C.	MR	TY	.000	52	5	0	0	0	0	0	0	0	2	1	0	0	0	-	0
PETIT, Y.	MR	TY	.000	32	3	0	0	0	0	0	0	0	3	0	0	0	0	-	0
PARKER, B.	MR	TY	.000	36	2	0	0	0	0	0	0	0	2	0	0	0	0	-	0
SHREVE, C.	MR	TY	.000	54	1	0	0	0	0	0	0	0	0	0	0	0	0	-	0
TAPIA, D.	MR	TY	-	35	0	0	0	0	0	0	0	0	0	0	0	0	0	-	0
Morgantown Raiders			.237	2348	5526	738	1310	289	28	211	2288	710	1420	569	121	90	31	74.4	111

35 Players	Tm	Lg	AVG	OBP	SLG	OPS	ISO	SECA	TA	RCON	RC	RC/G	PA	IBB	HBP	SH	SF
FAIRBANKS, P.	MR	TY	1.000	1.000	1.000	2.000	.000	.000	-	.5	1.0	-	1	0	0	0	0
ROGERS, T.	MR	TY	.500	.667	.500	1.167	.000	.500	2.000	.5	.9	12.0	4	0	0	1	0
AVILA, A.	MR	TY	.368	.444	.763	1.208	.395	.500	1.458	7.0	13.8	14.9	45	0	2	0	1
GREEN, C.	MR	TY	.333	.429	.500	.929	.167	.333	1.000	.6	1.4	9.4	7	0	0	0	0
FEYEREISEN, J.	MR	TY	.333	.333	.333	.667	.000	.000	.500	-.0	.3	4.5	3	0	0	0	0
HARVEY, M.	MR	TY	.320	.370	.360	.730	.040	.120	.611	.4	3.2	4.8	27	0	0	0	0
AROZARENA, R.	MR	TY	.275	.342	.486	.828	.210	.312	.818	26.4	91.7	5.9	614	1	10	0	4
SMITH, W.	MR	TY	.269	.374	.510	.883	.240	.365	.902	31.1	81.4	7.0	488	0	20	0	1
TAYLOR, T.	MR	TY	.267	.341	.467	.808	.200	.304	.800	12.2	43.9	5.8	303	0	8	0	1
STORY, T.	MR	TY	.265	.348	.538	.886	.273	.393	.934	37.3	103.2	6.8	607	2	19	0	3
KEMP, T.	MR	TY	.257	.348	.399	.747	.142	.305	.762	11.9	52.2	5.4	393	0	5	2	4
WILLIAMS, T.	MR	TY	.250	.273	.250	.523	.000	.031	.375	-2.0	2.3	2.5	34	0	0	1	0
BELL, J.	MR	TY	.243	.330	.419	.749	.177	.305	.699	11.6	70.3	4.6	588	5	3	0	4
McNEIL, J.	MR	TY	.239	.326	.322	.648	.083	.195	.594	-2.6	38.2	3.8	390	0	10	1	4
RAMIREZ, H.	MR	TY	.236	.267	.338	.605	.102	.123	.489	-10.3	23.4	2.8	296	1	7	0	0
LUPLOW, J.	MR	TY	.232	.321	.464	.785	.232	.356	.765	6.1	30.0	5.2	225	0	2	1	3
BETTS, M.	MR	TY	.230	.347	.467	.814	.237	.408	.850	21.3	73.0	5.8	505	2	12	0	2
ALFARO, J.	MR	TY	.229	.271	.338	.609	.109	.164	.532	-5.2	18.9	3.2	214	0	5	0	1
CASTRO, R.	MR	TY	.225	.279	.375	.654	.150	.225	.563	-.7	4.0	3.4	43	0	0	0	0
MENDICK, D.	MR	TY	.212	.293	.277	.570	.065	.177	.503	-9.7	20.5	3.0	260	0	1	1	1
SUAREZ, E.	MR	TY	.196	.296	.424	.719	.227	.365	.682	4.6	64.0	4.0	588	3	4	0	4
McCULLERS, L.	MR	TY	.191	.204	.255	.459	.064	.085	.325	-4.0	2.4	1.3	58	0	0	9	1
TAVERAS, L.	MR	TY	.190	.229	.354	.583	.165	.266	.563	-2.4	7.1	3.0	83	1	0	0	0
TAILLON, J.	MR	TY	.185	.262	.241	.503	.056	.167	.432	-3.4	4.1	2.4	63	0	0	2	1
LOPEZ, R.	MR	TY	.182	.250	.182	.432	.000	.091	.333	-1.0	.8	1.7	16	0	0	4	0
GONZALEZ, M.	MR	TY	.170	.241	.263	.504	.093	.156	.416	-18.0	16.6	1.9	299	1	9	4	0
DUFFY, D.	MR	TY	.105	.261	.105	.366	.000	.211	.353	-2.0	1.0	1.4	25	0	0	2	0
MEANS, J.	MR	TY	.089	.146	.089	.235	.000	.067	.171	-7.4	1.0	.6	54	0	0	6	0
SINGER, B.	MR	TY	.080	.207	.080	.287	.000	.160	.261	-3.5	.8	.9	31	0	0	2	0
WHITE, M.	MR	TY	.000	.222	.000	.222	.000	.286	.286	-1.1	.2	.7	10	0	0	1	0
STRATTON, C.	MR	TY	.000	.167	.000	.167	.000	.200	.200	-.9	.1	.5	7	0	0	1	0
PETIT, Y.	MR	TY	.000	.000	.000	.000	.000	.000	.000	-.8	.0	.0	3	0	0	0	0
PARKER, B.	MR	TY	.000	.000	.000	.000	.000	.000	.000	-.5	.0	.0	2	0	0	0	0
SHREVE, C.	MR	TY	.000	.000	.000	.000	.000	.000	.000	-.3	.0	.0	1	0	0	0	0
TAPIA, D.	MR	TY	-	-	-	-	-	-	-	.0	-	-	0	0	0	0	0
Morgantown Raiders			.237	.320	.414	.734	.177	.291	.703	95.7	751.3	4.6	6287	16	117	38	35



Buckeyes

BRADENTON

BRADENTON BUCKEYES 2022 Opening Day Starting Lineup

**1-Jonathan Villar, 2B 2-Nathan Lowe, 1B 3-Teoscar Hernandez, CF 4-Adam Duvall, RF
5-Mike Yastrzemski, LF 6-Kyle Seager, 3B 7-Kyle Farmer, SS 8-Luis Torrens, C
9-Adam Wainwright, P**



Bob Wood

17730 Burnham Avenue

Lansing, IL 60438

(708) 895-0967

rlwood14@yahoo.com



16 Pitchers	Tm	Lg	W	L	PCT	SV	ERA	G	GS	CG	SHO	QS	IP	H	R	ER	HR	SO	BB
MELANCON, M.	BR	TY	7	2	.778	21	2.07	57	0	0	0	0	69.2	34	18	16	3	55	22
MAYZA, T.	BR	TY	2	0	1.000	1	2.08	41	0	0	0	0	47.2	28	14	11	5	45	15
SUAREZ, R.	BR	TY	6	4	.600	16	2.15	40	12	0	0	6	108.2	47	30	26	15	111	29
BUEHLER, W.	BR	TY	21	9	.700	0	2.16	33	33	7	2	25	238.0	137	64	57	27	212	55
SAWAMURA, H.	BR	TY	1	2	.333	3	2.72	22	0	0	0	0	36.1	25	14	11	5	44	13
ANTONE, T.	BR	TY	2	2	.500	0	2.87	28	0	0	0	0	31.1	27	12	10	5	33	6
CROCHET, G.	BR	TY	3	3	.500	3	2.98	40	0	0	0	0	54.1	46	24	18	4	56	20
CEASE, D.	BR	TY	14	8	.636	0	3.31	32	31	4	3	16	193.0	149	81	71	18	236	58
GIOLITO, L.	BR	TY	10	14	.417	0	3.61	33	33	2	1	18	197.0	161	98	79	26	222	60
LUETGE, L.	BR	TY	0	9	.000	3	3.75	50	0	0	0	0	62.1	52	27	26	11	64	11
SENZATELA, A.	BR	TY	6	7	.462	0	3.94	26	17	4	2	5	118.2	129	63	52	17	94	25
CASTRO, M.	BR	TY	1	0	1.000	1	3.95	18	0	0	0	0	27.1	31	13	12	5	30	15
CABRERA, G.	BR	TY	0	0	-	0	4.26	17	0	0	0	0	25.1	20	12	12	1	30	15
WAINWRIGHT, A.	BR	TY	13	11	.542	0	4.57	36	35	3	3	12	207.0	201	121	105	38	151	71
BURR, R.	BR	TY	1	4	.200	0	6.75	23	1	0	0	0	29.1	29	23	22	4	27	15
CASTRO, H.	BR	TY	0	0	-	0	9.35	3	0	0	0	0	8.2	18	10	9	1	11	4
Bradenton Buckeyes			87	75	.537	48	3.32	499	162	20	11	82	1454.2	1134	624	537	185	1421	434

16 Pitchers	Tm	Lg	SUP/9	R/9	ERA	BF/9	BR/9	H/9	BB/9	SO/9	HR/9	ERPT	OBA	BF	BR	IBB	HB	WP	BK
MELANCON, M.	BR	TY	.0	2.33	2.07	34.1	7.1	4.4	2.6	7.1	.39	15.5	.144	264	55	2	1	1	0
MAYZA, T.	BR	TY	.0	2.64	2.08	35.3	7.7	5.3	2.3	8.5	.94	10.5	.166	187	41	3	1	0	0
SUAREZ, R.	BR	TY	2.6	2.48	2.15	34.1	6.7	3.9	2.3	9.2	1.24	23.1	.127	412	81	1	6	0	0
BUEHLER, W.	BR	TY	3.6	2.42	2.16	34.9	7.7	5.2	2.1	8.0	1.02	50.5	.161	922	203	0	11	4	0
SAWAMURA, H.	BR	TY	.0	3.47	2.72	36.4	9.7	6.2	3.2	10.9	1.24	5.4	.189	147	39	0	1	0	0
ANTONE, T.	BR	TY	.0	3.45	2.87	36.2	10.6	7.8	1.7	9.5	1.44	4.2	.237	126	37	0	4	1	0
CROCHET, G.	BR	TY	.0	3.98	2.98	38.3	11.4	7.6	3.1	9.3	.66	6.5	.224	231	69	1	4	1	0
CEASE, D.	BR	TY	3.9	3.78	3.31	37.6	10.4	6.9	2.7	11.0	.84	16.2	.206	806	223	0	16	5	0
GIOLITO, L.	BR	TY	3.7	4.48	3.61	37.3	10.5	7.4	2.7	10.1	1.19	10.0	.218	817	230	1	10	5	0
LUETGE, L.	BR	TY	.0	3.90	3.75	36.2	9.1	7.5	1.4	9.2	1.59	2.2	.218	251	63	1	1	3	0
SENZATELA, A.	BR	TY	3.8	4.78	3.94	38.2	11.9	9.8	1.9	7.1	1.29	1.6	.274	504	157	0	3	0	1
CASTRO, M.	BR	TY	.0	4.28	3.95	42.5	15.8	10.2	4.9	9.9	1.65	.3	.284	129	48	0	2	2	0
CABRERA, G.	BR	TY	.0	4.26	4.26	39.1	13.1	7.1	5.3	10.7	.36	-6	.217	110	37	0	2	2	0
WAINWRIGHT, A.	BR	TY	4.4	5.26	4.57	39.6	12.5	8.7	3.1	6.6	1.65	-11.5	.248	910	288	0	16	1	0
BURR, R.	BR	TY	.0	7.06	6.75	40.5	13.8	8.9	4.3	8.3	1.23	-8.7	.254	132	45	1	2	2	0
CASTRO, H.	BR	TY	.0	10.38	9.35	48.8	22.8	18.7	4.2	11.4	1.04	-5.1	.419	47	22	0	0	1	0
Bradenton Buckeyes			2.7	3.86	3.32	37.1	10.1	7.0	2.6	8.8	1.14	120.1	.209	5995	1638	10	80	28	1

35 Players	Tm	Lg	AVG	G	AB	R	H	2B	3B	HR	TB	RBI	SO	BB	ASB	SB	CS	SBP	GDP
CASTRO, M.	BR	TY	.667	18	3	0	2	0	0	0	2	1	1	0	0	0	0	-	0
MELANCON, M.	BR	TY	.333	57	3	0	1	0	0	0	1	1	0	0	0	0	0	-	0
CASTRO, H.	BR	TY	.293	115	297	40	87	15	1	7	125	28	65	24	2	1	1	50.0	2
PILLAR, K.	BR	TY	.286	14	42	5	12	3	0	2	21	3	15	2	1	1	0	100.0	0
BEATY, M.	BR	TY	.270	63	141	15	38	5	0	2	49	11	40	19	3	2	1	66.7	2
LOWE, N.	BR	TY	.269	122	413	47	111	20	1	15	178	47	99	40	5	4	1	80.0	6
HERNANDEZ, T.	BR	TY	.262	153	576	80	151	41	0	33	291	81	146	33	24	18	6	75.0	16
FARMER, K.	BR	TY	.261	84	230	24	60	14	1	10	106	37	52	6	1	0	1	.0	5
VILLAR, J.	BR	TY	.260	120	366	67	95	11	1	14	150	30	108	38	34	28	6	82.4	0
DUVALL, A.	BR	TY	.256	147	527	74	135	21	1	48	302	105	162	38	8	5	3	62.5	6
TREVINO, J.	BR	TY	.240	69	204	11	49	11	0	2	66	10	37	3	1	0	1	.0	6
SENZEL, N.	BR	TY	.226	33	53	8	12	2	0	0	14	2	8	7	1	0	1	.0	0
AGUILAR, J.	BR	TY	.223	120	287	26	64	11	0	12	111	33	70	23	0	0	0	-	3
ESCOBAR, A.	BR	TY	.218	51	124	18	27	5	0	0	32	6	31	9	4	3	1	75.0	0
CARATINI, V.	BR	TY	.215	73	186	16	40	3	0	5	58	16	42	17	1	1	0	100.0	2
SEAGER, K.	BR	TY	.215	114	377	47	81	22	0	21	166	45	104	28	2	2	0	100.0	6
DeJONG, P.	BR	TY	.209	64	182	21	38	8	0	6	64	16	51	25	2	1	1	50.0	2
YASTRZEMSKI, M.	BR	TY	.198	99	263	34	52	13	2	12	105	36	67	21	4	3	1	75.0	2
RIVERA, R.	BR	TY	.193	76	57	3	11	3	0	1	17	5	27	6	0	0	0	-	0
HERNANDEZ, C.	BR	TY	.189	124	381	42	72	14	3	15	137	44	100	29	3	2	1	66.7	4
CEASE, D.	BR	TY	.189	32	53	5	10	1	1	0	13	3	15	5	0	0	0	-	0
GIOLITO, L.	BR	TY	.182	33	55	3	10	0	0	0	10	1	16	2	0	0	0	-	3
VAUGHN, A.	BR	TY	.178	101	292	30	52	18	0	11	103	33	71	30	0	0	0	-	4
TORRENS, L.	BR	TY	.146	44	123	10	18	4	0	3	31	8	41	16	0	0	0	-	1
BUEHLER, W.	BR	TY	.100	33	80	3	8	3	0	0	11	0	46	2	0	0	0	-	0
WAINWRIGHT, A.	BR	TY	.099	36	71	1	7	1	0	0	8	5	30	1	0	0	0	-	0
SENZATELA, A.	BR	TY	.063	26	32	0	2	0	0	0	2	1	15	0	0	0	0	-	0
SUAREZ, R.	BR	TY	.053	40	19	1	1	0	0	0	1	1	5	1	0	0	0	-	0
LUETGE, L.	BR	TY	.000	50	4	0	0	0	0	0	0	0	1	0	0	0	0	-	0
CROCHET, G.	BR	TY	.000	40	2	0	0	0	0	0	0	0	1	0	0	0	0	-	0
BURR, R.	BR	TY	.000	23	1	0	0	0	0	0	0	0	1	0	0	0	0	-	0
MAYZA, T.	BR	TY	.000	41	1	0	0	0	0	0	0	0	0	0	0	0	0	-	0
SAWAMURA, H.	BR	TY	.000	22	1	0	0	0	0	0	0	0	0	0	0	0	0	-	0
ANTONE, T.	BR	TY	-	28	0	0	0	0	0	0	0	0	0	0	0	0	0	-	0
CABRERA, G.	BR	TY	-	17	0	0	0	0	0	0	0	0	0	0	0	0	0	-	0
Bradenton Buckeyes			.229	2282	5446	631	1246	249	11	219	2174	609	1467	425	96	71	25	74.0	70

35 Players	Tm	Lg	AVG	OBP	SLG	OPS	ISO	SECA	TA	RCON	RC	RC/G	PA	IBB	HBP	SH	SF
CASTRO, M.	BR	TY	.667	.667	.667	1.333	.000	.000	2.000	.7	1.3	36.0	3	0	0	0	0
MELANCON, M.	BR	TY	.333	.333	.333	.667	.000	.000	.500	-0	.3	4.5	3	0	0	0	0
CASTRO, H.	BR	TY	.293	.345	.421	.766	.128	.209	.704	7.4	44.4	5.5	324	1	0	2	1
PILLAR, K.	BR	TY	.286	.333	.500	.833	.214	.286	.833	2.2	7.4	6.7	45	0	1	0	0
BEATY, M.	BR	TY	.270	.391	.348	.738	.078	.220	.745	4.5	21.4	5.4	169	0	9	0	0
LOWE, N.	BR	TY	.269	.336	.431	.767	.162	.266	.728	11.8	61.7	5.4	458	0	3	0	2
HERNANDEZ, T.	BR	TY	.262	.306	.505	.812	.243	.321	.776	22.5	84.3	5.1	617	1	5	0	3
FARMER, K.	BR	TY	.261	.306	.461	.767	.200	.222	.693	4.5	31.4	4.8	248	0	10	0	2
VILLAR, J.	BR	TY	.260	.330	.410	.740	.150	.314	.783	11.1	55.2	5.4	406	1	1	0	1
DUVALL, A.	BR	TY	.256	.310	.573	.883	.317	.393	.873	30.8	93.3	6.2	574	4	5	0	4
TREVINO, J.	BR	TY	.240	.251	.324	.575	.083	.093	.426	-10.2	14.5	2.4	207	1	0	0	0
SENZEL, N.	BR	TY	.226	.311	.264	.576	.038	.151	.500	-2.3	4.8	3.0	61	0	0	0	1
AGUILAR, J.	BR	TY	.223	.283	.387	.670	.164	.244	.597	-3.4	31.9	3.8	312	2	1	0	0
ESCOBAR, A.	BR	TY	.218	.302	.258	.560	.040	.129	.510	-4.9	11.0	3.0	139	1	6	0	0
CARATINI, V.	BR	TY	.215	.281	.312	.593	.097	.194	.514	-6.5	17.0	3.1	203	1	0	0	0
SEAGER, K.	BR	TY	.215	.267	.440	.707	.225	.305	.649	.3	44.4	3.9	409	0	0	0	4
DeJONG, P.	BR	TY	.209	.339	.352	.691	.143	.280	.687	1.4	24.1	4.4	218	0	11	0	0
YASTRZEMSKI, M.	BR	TY	.198	.294	.399	.693	.202	.289	.678	.5	33.3	4.1	303	2	16	0	3
RIVERA, R.	BR	TY	.193	.292	.298	.591	.105	.211	.543	-1.8	5.4	3.2	65	2	2	0	0
HERNANDEZ, C.	BR	TY	.189	.248	.360	.607	.171	.249	.538	-13.7	34.5	3.0	412	0	1	0	1
CEASE, D.	BR	TY	.189	.259	.245	.504	.057	.151	.419	-3.6	4.1	2.2	65	0	0	7	0
GIOLITO, L.	BR	TY	.182	.211	.182	.392	.000	.036	.250	-6.0	2.1	1.0	66	0	0	9	0
VAUGHN, A.	BR	TY	.178	.257	.353	.610	.175	.277	.549	-9.4	27.2	3.0	323	0	1	0	0
TORRENS, L.	BR	TY	.146	.245	.252	.497	.106	.236	.443	-8.5	8.3	2.1	140	1	0	1	0
BUEHLER, W.	BR	TY	.100	.122	.138	.259	.038	.063	.181	-12.6	1.8	.6	91	0	0	9	0
WAINWRIGHT, A.	BR	TY	.099	.111	.113	.224	.014	.028	.141	-12.1	1.1	.4	76	0	0	4	0
SENZATELA, A.	BR	TY	.063	.063	.063	.125	.000	.000	.067	-6.6	.2	.2	37	0	0	5	0
SUAREZ, R.	BR	TY	.053	.095	.053	.148	.000	.053	.111	-3.7	.3	.4	25	0	0	4	1
LUETGE, L.	BR	TY	.000	.000	.000	.000	.000	.000	.000	-1.0	.0	.0	4	0	0	0	0
CROCHET, G.	BR	TY	.000	.000	.000	.000	.000	.000	.000	-5	.0	.0	3	0	0	1	0
BURR, R.	BR	TY	.000	.000	.000	.000	.000	.000	.000	-3	.0	.0	1	0	0	0	0
MAYZA, T.	BR	TY	.000	.000	.000	.000	.000	.000	.000	-3	.0	.0	1	0	0	0	0
SAWAMURA, H.	BR	TY	.000	.000	.000	.000	.000	.000	.000	-3	.0	.0	1	0	0	0	0
ANTONE, T.	BR	TY	-	-	-	-	-	-	-	.0	-	-	0	0	0	0	0
CABRERA, G.	BR	TY	-	-	-	-	-	-	-	.0	-	-	0	0	0	0	0
Bradenton Buckeyes			.229	.292	.399	.691	.170	.257	.638	-9.8	650.0	4.0	6009	17	72	42	23



Mirthmakers

Mirthmakers

MIMOSA MIRTHMAKERS 2022 Opening Day Starting Lineup

1-Adam Frazier, 2B 2-J.P. Crawford, SS 3-Cedric Mullins, CF 4-Joey Gallo, RF
5-Eduardo Escobar, 3B 6-Bobby Dalbec, 1B 7-Adolis Garcia, LF 8-Tucker Barnhart, C
9-Jordan Lyles, P



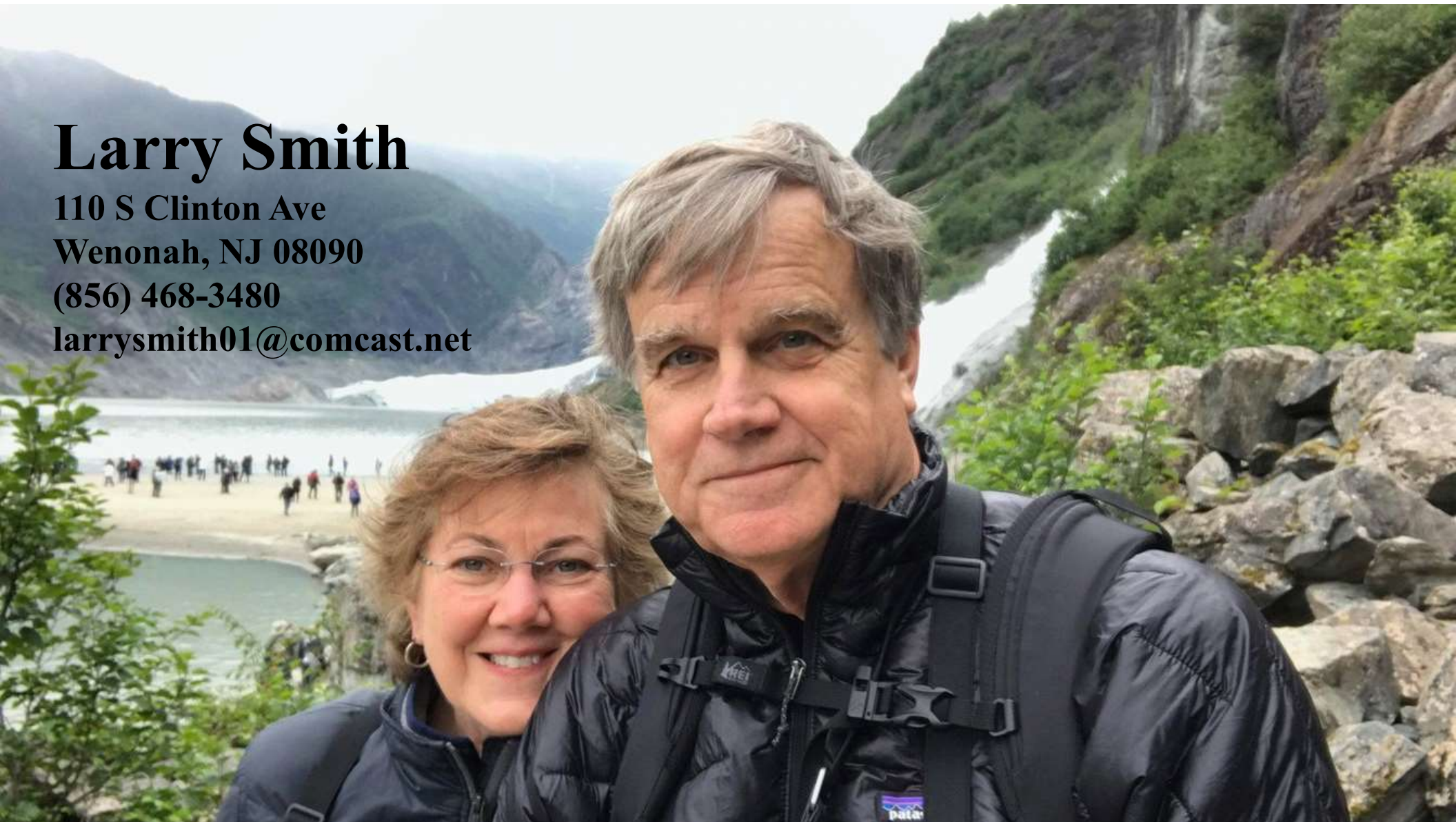
Larry Smith

110 S Clinton Ave

Wenonah, NJ 08090

(856) 468-3480

larrysmith01@comcast.net



20 Pitchers																			
Tm	Lg	W	L	PCT	SV	ERA	G	GS	CG	SHO	QS	IP	H	R	ER	HR	SO	BB	
ARCIA, O.	MI	TY	0	0	-	0	.00	1	0	0	0	.1	0	0	0	0	0	0	
deGROM, J.	MI	TY	8	0	1.000	0	1.14	9	9	2	1	7	63.0	29	14	8	4	76	12
BAUER, T.	MI	TY	5	2	.714	0	2.45	13	12	2	2	8	77.0	50	22	21	11	90	24
ROGERS, T.	MI	TY	6	5	.545	31	2.99	70	0	0	0	0	69.1	54	24	23	9	46	17
RASMUSSEN, D.	MI	TY	6	5	.545	0	3.43	53	5	0	1	78.2	66	32	30	11	73	20	
KING, J.	MI	TY	3	2	.600	0	3.54	38	0	0	0	53.1	52	25	21	9	39	9	
SOTO, G.	MI	TY	4	4	.500	3	3.63	60	0	0	0	69.1	63	30	28	8	74	32	
OBER, B.	MI	TY	3	6	.333	0	3.77	18	16	0	9	98.0	82	45	41	12	99	26	
KLUBER, C.	MI	TY	3	2	.600	0	3.90	11	10	0	5	62.1	54	28	27	6	55	20	
MIKOLAS, M.	MI	TY	4	2	.667	0	3.91	11	7	1	1	4	50.2	37	23	22	7	45	21
BUBIC, K.	MI	TY	6	8	.429	0	3.96	24	23	1	1	8	127.1	133	65	56	18	98	43
RAMIREZ, Y.	MI	TY	1	1	.500	1	4.18	27	0	0	0	0	32.1	26	15	15	5	49	13
EFLIN, Z.	MI	TY	6	9	.400	0	4.18	23	20	1	1	9	107.2	112	55	50	16	106	25
LYLES, J.	MI	TY	6	12	.333	0	4.56	29	24	0	9	9	158.0	180	92	80	26	133	53
ALVARADO, J.	MI	TY	1	2	.333	0	4.59	60	0	0	0	0	68.2	68	35	35	12	69	28
GILBERT, L.	MI	TY	8	8	.500	0	4.67	24	18	3	1	9	117.2	131	66	61	17	118	38
TAYLOR, J.	MI	TY	3	3	.500	2	5.49	49	0	0	0	0	59.0	57	42	36	12	69	18
MANTIPLY, J.	MI	TY	3	5	.375	1	5.68	42	0	0	0	0	44.1	47	29	28	6	30	26
GRAY, J.	MI	TY	2	4	.333	0	6.17	12	11	0	3	3	54.0	67	41	37	15	51	21
OVIEDO, J.	MI	TY	2	2	.500	1	6.88	15	7	0	2	2	53.2	72	47	41	9	42	30
Mimosa Mirthmakers			80	82	.494	39	4.11	589	162	10	7	74	1444.2	1380	730	660	213	1362	476
20 Pitchers																			
Tm	Lg	SUP/9	R/9	ERA	BF/9	BR/9	H/9	BB/9	SO/9	HR/9	ERPT	OBA	BF	BR	IBB	HB	WP	BK	
ARCIA, O.	MI	TY	.0	.00	.00	27.0	.0	.0	.0	.00	.2	.000	1	0	0	0	0	0	
deGROM, J.	MI	TY	6.1	2.00	1.14	33.3	6.0	4.1	1.7	10.9	.57	20.5	233	42	0	1	0	0	
BAUER, T.	MI	TY	4.4	2.57	2.45	35.2	9.2	5.8	2.8	10.5	1.29	13.8	301	79	0	5	0	0	
ROGERS, T.	MI	TY	.0	3.12	2.99	36.2	9.1	7.0	1.7	6.0	1.17	8.3	279	70	4	3	0	0	
RASMUSSEN, D.	MI	TY	2.3	3.66	3.43	36.8	9.7	7.6	2.2	8.4	1.26	5.5	322	85	1	0	2	0	
KING, J.	MI	TY	.0	4.22	3.54	36.8	10.6	8.8	1.5	6.6	1.52	3.1	218	63	0	2	0	0	
SOTO, G.	MI	TY	.0	3.89	3.63	39.1	12.5	8.2	4.0	9.6	1.04	3.3	301	96	1	2	0	1	
OBER, B.	MI	TY	3.6	4.13	3.77	36.7	10.1	7.5	2.3	9.1	1.10	3.3	400	110	1	3	0	0	
KLUBER, C.	MI	TY	5.1	4.04	3.90	37.8	11.3	7.8	2.9	7.9	.87	1.2	262	78	0	4	2	0	
MIKOLAS, M.	MI	TY	6.4	4.09	3.91	36.9	10.1	6.6	3.4	8.0	1.24	.9	208	57	2	1	0	0	
BUBIC, K.	MI	TY	4.7	4.59	3.96	39.9	12.7	9.4	3.0	6.9	1.27	1.5	564	179	1	4	0	0	
RAMIREZ, Y.	MI	TY	.0	4.18	4.18	37.3	10.9	7.2	3.6	13.6	1.39	-.4	134	39	0	0	0	0	
EFLIN, Z.	MI	TY	5.3	4.60	4.18	38.5	12.1	9.4	2.0	8.9	1.34	-1.4	461	145	1	9	1	0	
LYLES, J.	MI	TY	3.9	5.24	4.56	39.7	13.3	10.3	2.8	7.6	1.48	-8.6	697	233	4	4	5	0	
ALVARADO, J.	MI	TY	.0	4.59	4.59	38.5	12.6	8.9	3.7	9.0	1.57	-4.0	294	96	0	0	2	0	
GILBERT, L.	MI	TY	5.9	5.05	4.67	39.5	13.4	10.0	2.8	9.0	1.30	-7.8	517	175	1	7	5	0	
TAYLOR, J.	MI	TY	.0	6.41	5.49	38.3	11.9	8.7	2.6	10.5	1.83	-9.3	251	78	1	4	4	0	
MANTIPLY, J.	MI	TY	.0	5.89	5.68	40.6	14.6	9.5	4.5	6.1	1.22	-8.0	200	72	4	3	1	0	
GRAY, J.	MI	TY	4.7	6.83	6.17	41.8	15.0	11.2	3.5	8.5	2.50	-12.6	251	90	0	2	0	0	
OVIEDO, J.	MI	TY	4.4	7.88	6.88	43.4	17.1	12.1	4.7	7.0	1.51	-16.8	259	102	2	2	1	0	
Mimosa Mirthmakers			3.4	4.55	4.11	38.3	11.8	8.6	2.8	8.5	1.33	-7.4	6153	1889	23	56	23	1	

35 Players	Tm	Lg	AVG	G	AB	R	H	2B	3B	HR	TB	RBI	SO	BB	ASB	SB	CS	SBP	GDP
deGROM, J.	MI	TY	.444	9	27	3	12	1	0	0	13	4	7	0	0	0	0	-	0
FRAZIER, A.	MI	TY	.307	145	531	87	163	36	5	8	233	57	87	64	14	10	4	71.4	4
KIRK, A.	MI	TY	.277	66	141	24	39	12	0	6	69	18	10	23	0	0	0	-	6
CRAWFORD, J.	MI	TY	.272	162	668	85	182	44	0	7	247	62	129	57	1	1	0	100.0	6
COOPER, G.	MI	TY	.272	124	246	30	67	14	0	14	123	47	65	24	1	0	1	.0	3
MULLINS, C.	MI	TY	.268	161	634	111	170	41	3	30	307	110	113	69	38	32	6	84.2	7
PAREDES, I.	MI	TY	.258	27	31	4	8	1	1	0	11	2	3	3	0	0	0	-	2
BARNHART, T.	MI	TY	.254	124	331	29	84	15	0	5	114	36	101	36	0	0	0	-	7
HAYS, A.	MI	TY	.253	103	304	45	77	17	0	12	130	37	80	19	6	4	2	66.7	5
GARCIA, A.	MI	TY	.243	141	497	67	121	27	0	29	235	77	165	36	22	17	5	77.3	11
ESCOBAR, E.	MI	TY	.234	143	513	72	120	25	6	24	229	81	124	46	2	2	0	100.0	4
ANDERSON, B.	MI	TY	.205	86	146	17	30	7	0	1	40	10	46	13	2	2	0	100.0	3
KLUBER, C.	MI	TY	.200	11	20	4	4	1	0	0	5	1	7	3	0	0	0	-	0
RAMOS, W.	MI	TY	.197	47	122	14	24	5	1	6	49	17	30	7	0	0	0	-	3
GALLO, J.	MI	TY	.193	128	398	78	77	9	0	35	191	82	168	85	3	2	1	66.7	4
PUJOLS, A.	MI	TY	.184	106	283	32	52	2	0	16	102	34	43	12	0	0	0	-	8
GILBERT, L.	MI	TY	.182	24	33	3	6	1	0	0	7	2	13	2	0	0	0	-	0
RASMUSSEN, D.	MI	TY	.182	53	11	1	2	0	0	0	2	0	4	0	0	0	0	-	0
ARCIA, O.	MI	TY	.176	73	51	11	9	2	0	1	14	3	13	6	2	2	0	100.0	1
DALBEC, B.	MI	TY	.173	100	323	35	56	10	0	18	120	51	127	15	1	1	0	100.0	9
LYLES, J.	MI	TY	.167	29	42	5	7	2	0	0	9	2	12	5	0	0	0	-	3
MIKOLAS, M.	MI	TY	.167	11	18	1	3	1	0	0	4	1	6	0	0	0	0	-	0
OBER, B.	MI	TY	.161	18	31	1	5	0	0	1	8	1	5	1	0	0	0	-	1
BAUER, T.	MI	TY	.130	14	23	2	3	0	0	0	3	1	5	3	0	0	0	-	0
OVIEDO, J.	MI	TY	.077	15	13	0	1	0	0	0	1	0	5	1	0	0	0	-	0
GRAY, J.	MI	TY	.071	12	14	1	1	0	0	0	1	0	10	1	0	0	0	-	0
BUBIC, K.	MI	TY	.056	24	36	3	2	1	0	0	3	0	13	4	0	0	0	-	0
EFLIN, Z.	MI	TY	.034	23	29	1	1	0	0	0	1	0	11	5	0	0	0	-	0
KING, J.	MI	TY	.000	38	5	0	0	0	0	0	0	0	3	0	0	0	0	-	0
SOTO, G.	MI	TY	.000	60	3	0	0	0	0	0	0	0	2	0	0	0	0	-	0
ALVARADO, J.	MI	TY	.000	60	2	0	0	0	0	0	0	0	2	0	0	0	0	-	0
TAYLOR, J.	MI	TY	.000	49	3	0	0	0	0	0	0	0	1	0	0	0	0	-	0
MANTIPLY, J.	MI	TY	.000	42	1	0	0	0	0	0	0	0	1	0	0	0	0	-	0
RAMIREZ, Y.	MI	TY	.000	27	2	1	0	0	0	0	0	0	0	0	0	0	0	-	0
ROGERS, T.	MI	TY	.000	70	1	0	0	0	0	0	0	0	0	0	0	0	0	-	0
Mimosa Mirthmakers			.240	2325	5533	767	1326	274	16	213	2271	736	1411	540	92	73	19	79.3	87

35 Players	Tm	Lg	AVG	OBP	SLG	OPS	ISO	SECA	TA	RCON	RC	RC/G	PA	IBB	HBP	SH	SF
deGROM, J.	MI	TY	.444	.444	.481	.926	.037	.037	.867	2.1	5.8	10.4	27	0	0	0	0
FRAZIER, A.	MI	TY	.307	.388	.439	.827	.132	.264	.838	29.9	96.8	6.9	605	0	8	0	2
KIRK, A.	MI	TY	.277	.389	.489	.879	.213	.376	.880	10.7	26.6	6.6	167	2	3	0	0
CRAWFORD, J.	MI	TY	.272	.331	.370	.701	.097	.184	.626	3.9	85.5	4.6	733	1	3	2	3
COOPER, G.	MI	TY	.272	.337	.500	.837	.228	.321	.809	11.6	41.9	6.1	274	2	1	1	2
MULLINS, C.	MI	TY	.268	.340	.484	.824	.216	.366	.864	36.1	111.4	6.2	715	2	4	0	8
PAREDES, I.	MI	TY	.258	.343	.355	.698	.097	.194	.600	.1	3.5	3.6	36	0	1	1	0
BARNHART, T.	MI	TY	.254	.357	.344	.701	.091	.199	.657	4.2	43.1	4.6	384	2	17	0	0
HAYS, A.	MI	TY	.253	.318	.428	.746	.174	.243	.701	5.6	41.9	4.8	336	1	11	0	2
GARCIA, A.	MI	TY	.243	.300	.473	.773	.229	.326	.745	13.4	68.5	4.7	537	2	4	0	0
ESCOBAR, E.	MI	TY	.234	.297	.446	.743	.212	.306	.703	7.8	70.9	4.8	566	2	2	0	5
ANDERSON, B.	MI	TY	.205	.302	.274	.576	.068	.171	.529	-4.3	13.5	3.0	169	0	8	0	2
KLUBER, C.	MI	TY	.200	.304	.250	.554	.050	.200	.500	-.8	1.8	3.0	23	0	0	0	0
RAMOS, W.	MI	TY	.197	.240	.402	.642	.205	.262	.554	-3.3	11.0	2.9	129	1	0	0	0
GALLO, J.	MI	TY	.193	.342	.480	.821	.286	.503	.868	20.8	71.5	5.9	489	0	5	0	1
PUJOLS, A.	MI	TY	.184	.239	.360	.599	.177	.219	.515	-11.2	22.9	2.6	306	2	9	0	2
GILBERT, L.	MI	TY	.182	.243	.212	.455	.030	.091	.370	-2.7	2.3	1.9	41	0	1	4	1
RASMUSSEN, D.	MI	TY	.182	.182	.182	.364	.000	.000	.222	-1.3	.4	1.1	12	0	0	1	0
ARCIA, O.	MI	TY	.176	.259	.275	.533	.098	.255	.512	-2.2	4.1	2.5	58	0	0	0	1
DALBEC, B.	MI	TY	.173	.217	.372	.589	.198	.248	.504	-14.4	23.9	2.3	341	0	3	0	0
LYLES, J.	MI	TY	.167	.255	.214	.470	.048	.167	.368	-3.2	2.3	1.4	53	0	0	6	0
MIKOLAS, M.	MI	TY	.167	.167	.222	.389	.056	.056	.267	-2.0	.7	1.2	19	0	0	1	0
OBER, B.	MI	TY	.161	.188	.258	.446	.097	.129	.333	-2.9	1.3	1.3	32	0	0	0	0
BAUER, T.	MI	TY	.130	.231	.130	.361	.000	.130	.300	-2.6	1.0	1.2	27	0	0	1	0
OVIEDO, J.	MI	TY	.077	.143	.077	.220	.000	.077	.167	-2.2	.2	.5	15	0	0	1	0
GRAY, J.	MI	TY	.071	.133	.071	.205	.000	.071	.154	-2.5	.4	.6	20	0	0	5	0
BUBIC, K.	MI	TY	.056	.150	.083	.233	.028	.139	.206	-5.9	1.1	.7	50	0	0	10	0
EFLIN, Z.	MI	TY	.034	.200	.034	.234	.000	.172	.250	-4.6	.9	.7	40	0	1	5	0
KING, J.	MI	TY	.000	.000	.000	.000	.000	.000	.000	-1.3	.0	.0	5	0	0	0	0
SOTO, G.	MI	TY	.000	.000	.000	.000	.000	.000	.000	-.8	.0	.0	4	0	0	1	0
ALVARADO, J.	MI	TY	.000	.000	.000	.000	.000	.000	.000	-.5	.0	.0	3	0	0	1	0
TAYLOR, J.	MI	TY	.000	.000	.000	.000	.000	.000	.000	-.8	.0	.0	3	0	0	0	0
MANTIPLY, J.	MI	TY	.000	.000	.000	.000	.000	.000	.000	-.3	.0	.0	2	0	0	1	0
RAMIREZ, Y.	MI	TY	.000	.000	.000	.000	.000	.000	.000	-.5	.0	.0	2	0	0	0	0
ROGERS, T.	MI	TY	.000	.000	.000	.000	.000	.000	.000	-.3	.0	.0	2	0	0	1	0
Mimosa Mirthmakers			.240	.315	.410	.725	.171	.278	.687	76.0	740.2	4.6	6225	17	81	42	29

Horseshoe

Bay





THE POLO CLUB

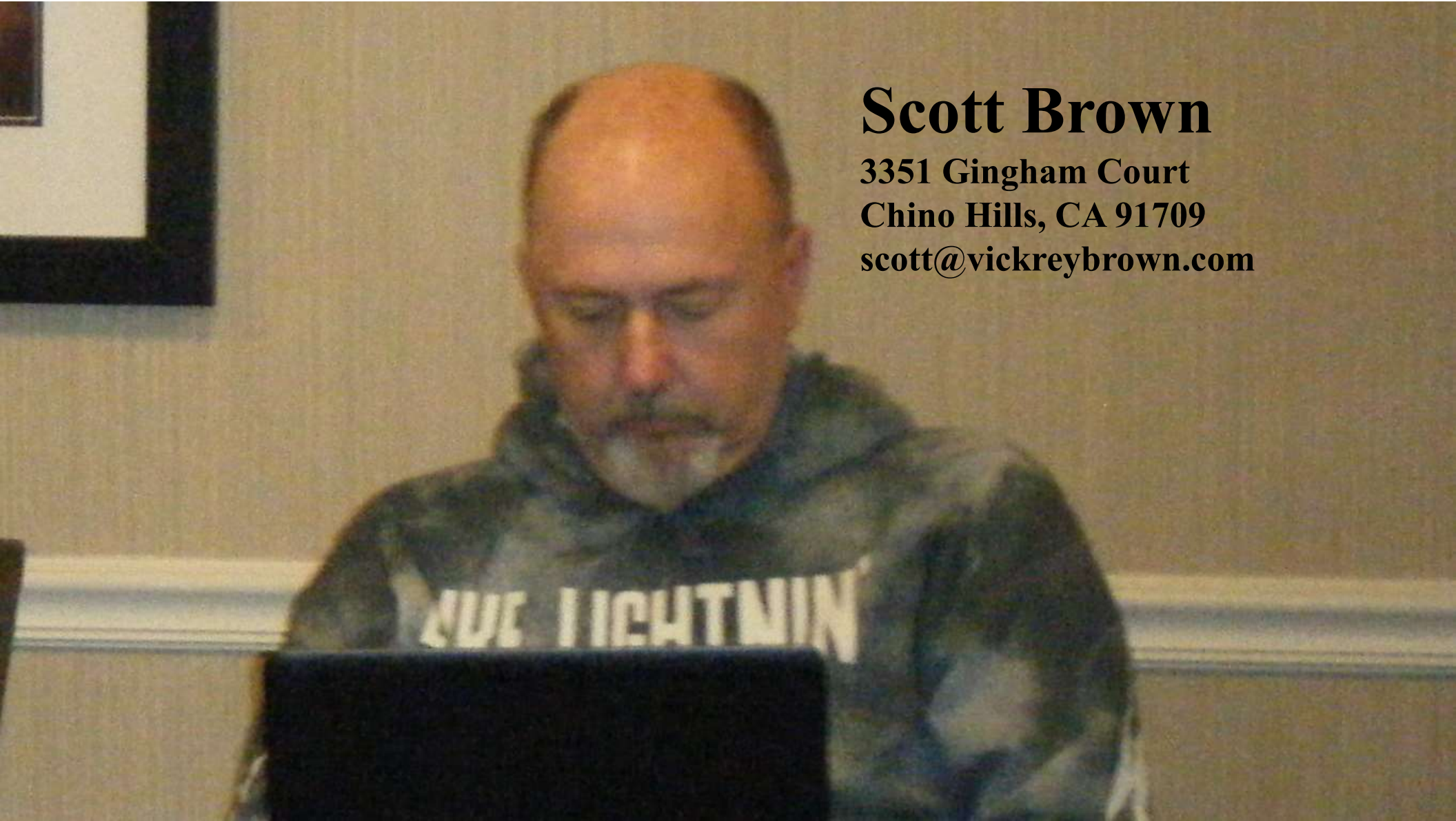
the
POLOS

HORSESHOE BAY POLOS

2022 Opening Day Starting Lineup



- 1-Fernando Tatis, SS
- 2-Abraham Toro, 2B
- 3-Vladimir Guerrero, 1B
- 4-Ryan Mountcastle, LF
- 5-Alex Kirilloff, CF
- 6-Jo Adell, RF
- 7-Ke'Bryan Hayes, 3B
- 8-Aramis Garcia, C
- 9-Corey Knebel, P



Scott Brown

3351 Gingham Court

Chino Hills, CA 91709

scott@vickreybrown.com

22 Pitchers		Tm	Lg	W	L	PCT	SV	ERA	G	GS	CG	SHO	QS	IP	H	R	ER	HR	SO	BB
GARCIA, A.	HO	TY	0	0	-	0	.00	1	0	0	0	0	0	1.0	0	0	0	0	0	0
McGUIRE, R.	HO	TY	0	0	-	0	.00	1	0	0	0	0	0	1.0	2	0	0	0	3	0
MARTIN, B.	HO	TY	7	5	.583	20	2.25	59	0	0	0	0	0	76.0	56	23	19	10	41	18
De JONG, C.	HO	TY	1	2	.333	0	2.78	3	3	1	0	1	1	22.2	21	8	7	5	16	3
BRITTON, Z.			0	0	-	1	3.12	5	0	0	0	0	0	8.2	8	3	3	1	5	3
PONCE de LEON, D.			2	2	.500	0	4.42	4	4	0	0	1	1	18.1	21	10	9	2	19	5
ALEXANDER, T.	HO	TY	3	7	.300	1	4.64	32	14	0	0	5	5	120.1	138	82	62	18	91	30
VOTH, A.	HO	TY	6	10	.375	1	4.73	40	8	4	0	4	4	148.1	189	96	78	23	166	61
KNEBEL, C.	HO	TY	0	4	.000	0	4.85	5	4	0	0	1	1	26.0	28	15	14	3	31	7
SANDLIN, N.	HO	TY	0	2	.000	1	4.95	27	0	0	0	0	0	36.1	31	22	20	7	45	23
YNOA, H.	HO	TY	4	8	.333	0	5.04	15	15	0	0	6	6	100.0	117	60	56	14	113	29
SUAREZ, J.	HO	TY	6	7	.462	0	5.08	16	16	1	0	5	5	102.2	104	71	58	16	84	49
JONES, N.			0	0	-	0	5.11	6	0	0	0	0	0	12.1	18	7	7	3	9	5
NEWCOMB, S.	HO	TY	3	3	.500	0	5.25	23	0	0	0	0	0	36.0	44	24	21	2	38	20
PETERSON, D.	HO	TY	8	12	.400	0	5.36	31	30	6	2	8	8	203.0	242	132	121	33	202	82
BROGDON, C.	HO	TY	1	1	.500	1	5.52	38	0	0	0	0	0	60.1	75	39	37	12	39	22
YARBROUGH, R.	HO	TY	3	11	.214	0	5.67	18	18	4	0	5	5	119.0	151	85	75	20	107	30
KINTZLER, B.			1	2	.333	1	5.84	6	0	0	0	0	0	12.1	13	8	8	5	10	3
DAVIES, Z.	HO	TY	5	14	.263	0	5.97	26	26	1	0	3	3	158.1	203	137	105	20	137	79
HENTGES, S.	HO	TY	4	15	.211	0	6.38	30	21	5	1	5	5	146.2	182	116	104	25	144	69
PLUTKO, A.			0	3	.000	0	7.41	3	3	0	0	0	0	17.0	30	18	14	6	16	4
RODRIGUEZ, M.			0	0	-	0	8.68	5	0	0	0	0	0	9.1	11	11	9	2	14	8
Horseshoe Bay Polos			54	108	.333	26	5.18	394	162	22	3	44	44	1435.2	1684	967	827	227	1330	550
22 Pitchers		Tm	Lg	SUP/9	R/9	ERA	BF/9	BR/9	H/9	BB/9	SO/9	HR/9	ERPT	OBA	BF	BR	IBB	HB	WP	BK
GARCIA, A.	HO	TY	.0	.00	.00	36.0	.0	.0	.0	.0	.0	.00	.5	.000	4	0	0	0	0	0
McGUIRE, R.	HO	TY	.0	.00	.00	45.0	18.0	18.0	.0	27.0	.00	.00	.5	.400	5	2	0	0	0	0
MARTIN, B.	HO	TY	.0	2.72	2.25	35.5	7.8	6.6	1.2	4.9	1.18	15.3	.200	.200	300	66	8	0	3	0
De JONG, C.	HO	TY	2.8	3.18	2.78	36.1	9.5	8.3	1.2	6.4	1.99	3.2	.239	.239	91	24	0	0	0	0
BRITTON, Z.			.0	3.12	3.12	37.4	11.4	8.3	3.1	5.2	1.04	.9	.250	.250	36	11	0	0	0	0
PONCE de LEON, D.			2.9	4.91	4.42	39.8	13.3	10.3	2.5	9.3	.98	-.7	.288	.288	81	27	0	1	0	0
ALEXANDER, T.	HO	TY	3.4	6.13	4.64	39.3	12.6	10.3	2.2	6.8	1.35	-7.6	.282	.282	526	168	1	1	2	0
VOTH, A.	HO	TY	1.5	5.82	4.73	42.3	15.1	11.5	3.3	10.1	1.40	-11.0	.302	.302	697	249	6	5	1	0
KNEBEL, C.	HO	TY	1.7	5.19	4.85	39.1	11.8	9.7	2.1	10.7	1.04	-2.3	.272	.272	113	34	1	0	0	0
SANDLIN, N.	HO	TY	.0	5.45	4.95	39.9	12.9	7.7	5.0	11.1	1.73	-3.6	.226	.226	161	52	3	1	0	0
YNOA, H.	HO	TY	4.5	5.40	5.04	39.8	13.6	10.5	2.6	10.2	1.26	-10.8	.292	.292	442	151	0	5	6	0
SUAREZ, J.	HO	TY	4.3	6.22	5.08	40.6	13.7	9.1	4.1	7.4	1.40	-11.6	.261	.261	463	156	2	5	4	0
JONES, N.			.0	5.11	5.11	41.6	15.3	13.1	2.2	6.6	2.19	-1.4	.353	.353	57	21	2	0	0	0
NEWCOMB, S.	HO	TY	.0	6.00	5.25	42.5	16.3	11.0	4.8	9.5	.50	-4.7	.301	.301	170	65	1	2	1	0
PETERSON, D.	HO	TY	5.4	5.85	5.36	40.7	14.5	10.7	3.5	9.0	1.46	-29.3	.295	.295	919	327	3	6	5	0
BROGDON, C.	HO	TY	.0	5.82	5.52	39.7	14.2	11.2	3.0	5.8	1.79	-9.7	.311	.311	266	95	2	0	3	1
YARBROUGH, R.	HO	TY	4.9	6.43	5.67	41.0	14.0	11.4	2.0	8.1	1.51	-21.2	.301	.301	542	185	3	7	3	1
KINTZLER, B.			.0	5.84	5.84	37.2	10.9	9.5	1.5	7.3	3.65	-2.4	.271	.271	51	15	1	0	0	0
DAVIES, Z.	HO	TY	4.2	7.79	5.97	43.3	16.8	11.5	4.4	7.8	1.14	-33.5	.309	.309	762	295	1	14	0	0
HENTGES, S.	HO	TY	3.4	7.12	6.38	42.4	15.3	11.2	4.1	8.8	1.53	-37.7	.298	.298	691	249	2	0	6	0
PLUTKO, A.			1.6	9.53	7.41	45.5	18.5	15.9	2.1	8.5	3.18	-6.3	.370	.370	86	35	0	1	0	0
RODRIGUEZ, M.			.0	10.61	8.68	47.3	20.3	10.6	7.7	13.5	1.93	-4.8	.289	.289	49	21	0	2	0	0
Horseshoe Bay Polos			3.2	6.06	5.18	40.8	14.1	10.6	3.2	8.3	1.42	-178.5	.289	.289	6512	2248	36	50	34	2

37 Players	Tm	Lg	AVG	G	AB	R	H	2B	3B	HR	TB	RBI	SO	BB	ASB	SB	CS	SBP	GDP
PLUTKO, A.			.500	3	4	0	2	1	0	0	3	0	0	0	0	0	0	-	0
GUERRERO, V.	HO	TY	.286	162	612	96	175	32	0	39	324	113	101	88	0	0	0	-	8
GARCIA, L.	HO	TY	.282	94	238	31	67	22	3	4	107	20	48	15	0	0	0	-	9
MOUNTCASTLE, R.	HO	TY	.267	148	524	79	140	31	2	33	274	98	133	46	1	1	0	100.0	11
TATIS, F.	HO	TY	.266	145	463	89	123	31	2	35	263	85	137	54	15	14	1	93.3	5
HAYES, K.	HO	TY	.253	109	368	45	93	20	3	14	161	52	87	34	8	7	1	87.5	8
KIRILLOFF, A.	HO	TY	.252	100	242	27	61	16	0	8	101	28	73	16	1	0	1	.0	7
KINTZLER, B.			.250	6	4	0	1	0	0	0	1	0	2	0	0	0	0	-	0
NEWMAN, K.	HO	TY	.246	117	357	35	88	13	0	5	116	31	63	12	4	3	1	75.0	7
ADELL, J.	HO	TY	.239	52	138	13	33	5	5	3	57	13	42	9	2	2	0	100.0	2
HEREDIA, G.	HO	TY	.238	116	345	54	82	29	1	2	119	21	88	31	0	0	0	-	2
ODOR, R.	HO	TY	.234	98	299	45	70	17	0	23	156	45	93	25	0	0	0	-	3
PROFAR, J.	HO	TY	.227	132	366	41	83	13	2	3	109	26	77	55	15	12	3	80.0	4
McGUIRE, R.	HO	TY	.225	87	218	21	49	13	0	3	71	19	49	21	0	0	0	-	2
CALHOUN, W.	HO	TY	.222	58	167	23	37	8	0	5	60	19	32	17	0	0	0	-	3
TORO, A.	HO	TY	.222	101	316	34	70	11	0	9	108	31	71	23	1	0	1	.0	6
ALEXANDER, T.	HO	TY	.212	32	33	4	7	2	0	1	12	4	11	2	0	0	0	-	0
COLLINS, Z.	HO	TY	.212	98	222	25	47	17	0	4	76	17	83	30	0	0	0	-	3
GARCIA, A.	HO	TY	.188	75	170	20	32	1	1	4	47	15	49	1	0	0	0	-	6
YNOA, H.	HO	TY	.182	15	33	5	6	0	0	5	21	9	12	0	0	0	0	-	1
SUAREZ, J.	HO	TY	.179	16	28	2	5	1	0	1	9	4	10	5	0	0	0	-	0
KNEBEL, C.	HO	TY	.167	5	6	0	1	0	0	0	1	0	2	1	0	0	0	-	0
MARTIN, B.	HO	TY	.154	59	13	0	2	0	0	0	2	1	5	1	0	0	0	-	1
YARBROUGH, R.	HO	TY	.150	18	40	5	6	0	0	0	6	6	9	3	0	0	0	-	1
LONG, S.	HO	TY	.149	55	114	10	17	3	1	3	31	13	32	17	0	0	0	-	3
DAVIES, Z.	HO	TY	.149	26	47	2	7	0	0	0	7	6	14	0	0	0	0	-	0
BROGDON, C.	HO	TY	.143	38	7	0	1	0	0	0	1	1	3	0	0	0	0	-	0
VOTH, A.	HO	TY	.140	40	43	4	6	0	0	0	6	1	13	1	0	0	0	-	0
HENTGES, S.	HO	TY	.133	30	45	3	6	0	0	1	9	4	12	1	0	0	0	-	0
PETERSON, D.	HO	TY	.129	31	70	4	9	3	0	0	12	0	34	2	0	0	0	-	0
De JONG, C.	HO	TY	.000	3	7	0	0	0	0	0	0	0	4	1	0	0	0	-	0
NEWCOMB, S.	HO	TY	.000	23	5	0	0	0	0	0	0	1	1	0	0	0	0	-	0
PONCE de LEON, D.			.000	4	4	0	0	0	0	0	0	0	1	0	0	0	0	-	0
JONES, N.			.000	6	3	0	0	0	0	0	0	0	3	0	0	0	0	-	0
RODRIGUEZ, M.			.000	5	3	0	0	0	0	0	0	0	2	0	0	0	0	-	0
SANDLIN, N.	HO	TY	.000	27	2	0	0	0	0	0	0	0	1	1	0	0	0	-	0
BRITTON, Z.			.000	5	1	0	0	0	0	0	0	0	0	0	0	0	0	-	0
Horseshoe Bay Polos			.239	2139	5557	717	1326	289	20	205	2270	683	1397	512	47	39	8	83.0	92

37 Players	Tm	Lg	AVG	OBP	SLG	OPS	ISO	SECA	TA	RCON	RC	RC/G	PA	IBB	HBP	SH	SF
PLUTKO, A.			.500	.500	.750	1.250	.250	.250	1.500	.8	1.4	12.7	5	0	0	1	0
GUERRERO, V.	HO	TY	.286	.376	.529	.905	.243	.387	.928	48.2	125.9	7.6	703	9	1	0	2
GARCIA, L.	HO	TY	.282	.322	.450	.771	.168	.231	.678	5.9	32.0	4.7	255	1	0	0	2
MOUNTCASTLE, R.	HO	TY	.267	.329	.523	.852	.256	.345	.823	27.9	89.7	6.1	577	0	4	0	3
TATIS, F.	HO	TY	.266	.345	.568	.913	.302	.447	.965	38.5	95.0	7.4	522	4	3	0	2
HAYES, K.	HO	TY	.253	.317	.438	.754	.185	.293	.715	8.7	51.4	4.8	407	0	1	3	1
KIRILLOFF, A.	HO	TY	.252	.298	.417	.716	.165	.227	.619	.5	28.1	4.0	258	1	0	0	0
KINTZLER, B.			.250	.250	.250	.500	.000	.000	.333	-.3	.3	2.3	4	0	0	0	0
NEWMAN, K.	HO	TY	.246	.270	.325	.595	.078	.118	.473	-13.4	30.4	2.9	377	1	0	7	1
ADELL, J.	HO	TY	.239	.291	.413	.704	.174	.254	.645	.1	16.8	4.2	148	0	1	0	0
HEREDIA, G.	HO	TY	.238	.320	.345	.665	.107	.197	.608	-1.9	41.0	4.2	388	0	11	0	1
ODOR, R.	HO	TY	.234	.317	.522	.838	.288	.371	.832	14.6	51.2	5.9	338	1	12	0	2
PROFAR, J.	HO	TY	.227	.329	.298	.627	.071	.246	.614	-3.6	41.0	3.8	425	0	2	0	2
McGUIRE, R.	HO	TY	.225	.295	.326	.620	.101	.197	.544	-5.2	22.0	3.4	241	2	1	0	1
CALHOUN, W.	HO	TY	.222	.296	.359	.655	.138	.240	.586	-2.1	18.2	3.6	187	1	1	1	1
TORO, A.	HO	TY	.222	.289	.342	.631	.120	.190	.545	-7.8	31.2	3.3	347	0	7	1	0
ALEXANDER, T.	HO	TY	.212	.257	.364	.621	.152	.212	.538	-1.0	3.3	3.1	38	0	0	3	0
COLLINS, Z.	HO	TY	.212	.304	.342	.647	.131	.266	.596	-2.7	24.7	3.7	253	0	0	0	1
GARCIA, A.	HO	TY	.188	.215	.276	.491	.088	.094	.368	-13.1	8.9	1.7	177	0	5	0	1
YNOA, H.	HO	TY	.182	.182	.636	.818	.455	.455	.750	.7	3.1	2.7	36	0	0	3	0
SUAREZ, J.	HO	TY	.179	.294	.321	.616	.143	.321	.609	-.5	3.4	3.3	38	0	0	4	1
KNEBEL, C.	HO	TY	.167	.286	.167	.452	.000	.167	.400	-.5	.4	2.0	8	0	0	1	0
MARTIN, B.	HO	TY	.154	.267	.154	.421	.000	.077	.333	-1.2	.6	1.2	17	0	1	2	0
YARBROUGH, R.	HO	TY	.150	.205	.150	.355	.000	.075	.257	-4.8	1.6	1.1	48	0	0	4	1
LONG, S.	HO	TY	.149	.260	.272	.531	.123	.272	.480	-6.4	8.4	2.2	132	1	0	1	0
DAVIES, Z.	HO	TY	.149	.143	.149	.292	.000	.000	.175	-6.8	1.6	.8	59	0	0	10	2
BROGDON, C.	HO	TY	.143	.143	.143	.286	.000	.000	.167	-1.0	.1	.6	7	0	0	0	0
VOTH, A.	HO	TY	.140	.159	.140	.299	.000	.023	.189	-6.2	1.1	.8	46	0	0	2	0
HENTGES, S.	HO	TY	.133	.152	.200	.352	.067	.089	.256	-5.7	1.7	1.0	54	0	0	8	0
PETERSON, D.	HO	TY	.129	.153	.171	.324	.043	.071	.230	-9.4	2.1	.9	76	0	0	4	0
De JONG, C.	HO	TY	.000	.125	.000	.125	.000	.143	.143	-1.4	.0	.1	8	0	0	0	0
NEWCOMB, S.	HO	TY	.000	.000	.000	.000	.000	.000	.000	-1.3	.0	.0	6	0	0	1	0
PONCE de LEON, D.			.000	.000	.000	.000	.000	.000	.000	-1.0	.0	.0	6	0	0	2	0
JONES, N.			.000	.000	.000	.000	.000	.000	.000	-.8	.0	.0	4	0	0	1	0
RODRIGUEZ, M.			.000	.000	.000	.000	.000	.000	.000	-.8	.0	.0	3	0	0	0	0
SANDLIN, N.	HO	TY	.000	.333	.000	.333	.000	.500	.500	-.2	.1	1.2	3	0	0	0	0
BRITTON, Z.			.000	.000	.000	.000	.000	.000	.000	-.3	.0	.0	1	0	0	0	0
Horseshoe Bay Polos			.239	.307	.408	.716	.170	.268	.663	46.7	713.3	4.4	6202	21	50	59	24



Capitol

D i v i s i o n



GUNPOWDER IRONMEN

2022 Opening Day

Starting Lineup

1-Xander Bogaerts, SS

2-DJ LeMahieu, 2B

3-Kyle Schwarber, LF

4-Rafael Devers, 3B



5-CJ Cron, 1B

6-Corey Dickerson, RF

7-Christian Vazquez, C

8-Jarren Duran, CF

9-Michael Pineda, P



Walt MacEachern

14105 Fox Manor Lane

Phoenix, MD 21131

(410) 592-2745

waltermac@aol.com



18 Pitchers	Tm	Lg	W	L	PCT	SV	ERA	G	GS	CG	SHO	QS	IP	H	R	ER	HR	SO	BB
BARLOW, J.	GU	TY	2	1	.667	12	1.34	34	0	0	0	0	33.2	14	6	5	1	31	13
CESSA, L.	GU	TY	4	1	.800	4	1.52	43	0	0	0	0	59.1	36	15	10	4	54	20
CIMBER, A.	GU	TY	6	1	.857	7	2.09	71	0	0	0	0	82.0	68	24	19	3	66	21
WHITLOCK, G.	GU	TY	7	5	.583	13	2.49	56	0	0	0	0	83.0	50	27	23	9	83	26
HEUER, C.	GU	TY	1	0	1.000	1	3.24	8	0	0	0	0	8.1	13	3	3	1	5	1
HOLMES, C.	GU	TY	3	4	.429	4	3.39	64	0	0	0	0	74.1	67	37	28	6	74	28
PINEDA, M.	GU	TY	7	6	.538	0	3.79	19	19	0	0	10	126.0	110	57	53	17	89	39
KING, M.	GU	TY	2	1	.667	1	3.98	34	2	0	0	0	54.1	53	30	24	5	38	18
BARRIA, J.	GU	TY	3	2	.600	0	4.18	11	7	1	0	3	51.2	50	25	24	7	52	16
RODRIGUEZ, E.	GU	TY	13	6	.684	0	4.20	28	28	2	1	15	169.1	171	88	79	16	210	62
PIVETTA, N.	GU	TY	11	9	.550	0	4.22	27	26	2	1	10	164.1	168	85	77	27	188	56
HAND, B.	GU	TY	2	3	.400	0	4.37	58	0	0	0	0	57.2	56	29	28	10	55	15
BENDER, A.	GU	TY	2	4	.333	1	4.42	49	1	0	0	0	57.0	57	32	28	10	62	26
MARQUEZ, G.	GU	TY	7	10	.412	0	4.82	29	29	1	1	9	151.1	171	91	81	26	134	57
WEAVER, L.	GU	TY	3	5	.375	0	4.97	16	12	2	1	4	70.2	87	41	39	14	69	18
BRUBAKER, J.	GU	TY	3	1	.750	0	5.27	12	6	0	0	2	41.0	54	25	24	3	47	7
SMYLY, D.	GU	TY	7	14	.333	0	5.58	25	23	0	0	6	129.0	145	94	80	31	109	60
ALZOLAY, A.	GU	TY	3	3	.500	0	5.62	14	9	2	2	4	57.2	72	37	36	15	55	13
Gunpowder Ironmen			86	76	.531	43	4.05	598	162	10	6	63	1470.2	1442	746	661	205	1421	496

18 Pitchers	Tm	Lg	SUP/9	R/9	ERA	BF/9	BR/9	H/9	BB/9	SO/9	HR/9	ERPT	OBA	BF	BR	IBB	HB	WP	BK
BARLOW, J.	GU	TY	.0	1.60	1.34	32.6	7.2	3.7	3.5	8.3	.27	10.2	.132	122	27	0	0	0	0
CESSA, L.	GU	TY	.0	2.28	1.52	35.2	8.3	5.5	2.9	8.2	.61	16.8	.171	232	55	1	0	0	0
CIMBER, A.	GU	TY	.0	2.63	2.09	36.3	9.8	7.5	1.8	7.2	.33	18.0	.225	331	89	5	5	0	0
WHITLOCK, G.	GU	TY	.0	2.93	2.49	35.7	8.5	5.4	2.7	9.0	.98	14.5	.167	329	78	1	3	3	0
HEUER, C.	GU	TY	.0	3.24	3.24	40.0	15.1	14.0	1.1	5.4	1.08	.8	.361	37	14	0	0	0	0
HOLMES, C.	GU	TY	.0	4.48	3.39	38.1	11.9	8.1	3.4	9.0	.73	5.6	.239	315	98	0	3	1	0
PINEDA, M.	GU	TY	4.7	4.07	3.79	37.5	11.0	7.9	2.8	6.4	1.21	3.9	.233	525	154	0	5	0	0
KING, M.	GU	TY	.2	4.97	3.98	38.8	12.1	8.8	3.0	6.3	.83	.5	.251	234	73	0	2	1	0
BARRIA, J.	GU	TY	3.5	4.35	4.18	38.3	11.8	8.7	2.6	9.1	1.22	-.7	.253	220	68	1	3	0	0
RODRIGUEZ, E.	GU	TY	5.2	4.68	4.20	38.6	12.7	9.1	3.3	11.2	.85	-2.5	.262	726	239	0	6	0	1
PIVETTA, N.	GU	TY	4.1	4.66	4.22	39.4	12.7	9.2	3.1	10.3	1.48	-2.8	.257	719	231	0	7	3	0
HAND, B.	GU	TY	.0	4.53	4.37	38.4	11.5	8.7	2.2	8.6	1.56	-1.9	.248	246	74	1	4	1	0
BENDER, A.	GU	TY	.0	5.05	4.42	39.0	13.1	9.0	4.1	9.8	1.58	-2.3	.263	247	83	0	0	4	0
MARQUEZ, G.	GU	TY	4.5	5.41	4.82	40.3	13.9	10.2	3.3	8.0	1.55	-12.6	.284	677	233	2	7	6	0
WEAVER, L.	GU	TY	4.3	5.22	4.97	40.4	13.5	11.1	2.2	8.8	1.78	-7.1	.295	317	106	1	2	0	0
BRUBAKER, J.	GU	TY	8.3	5.49	5.27	39.7	14.0	11.9	1.5	10.3	.66	-5.5	.316	181	64	0	3	0	0
SMYLY, D.	GU	TY	4.0	6.56	5.58	41.0	14.7	10.1	4.2	7.6	2.16	-21.7	.280	588	210	0	5	2	0
ALZOLAY, A.	GU	TY	4.4	5.77	5.62	39.5	13.6	11.2	2.0	8.6	2.34	-9.9	.304	253	87	0	2	0	0
Gunpowder Ironmen			3.0	4.57	4.05	38.5	12.1	8.8	3.0	8.7	1.25	3.4	.253	6299	1983	12	57	21	1

34 Players	Tm	Lg	AVG	G	AB	R	H	2B	3B	HR	TB	RBI	SO	BB	ASB	SB	CS	SBP	GDP
HEUER, C.	GU	TY	1.000	8	1	0	1	0	0	0	1	0	0	0	0	0	0	-	0
KING, M.	GU	TY	.333	34	9	1	3	0	0	0	3	1	2	0	0	0	0	-	0
CIMBER, A.	GU	TY	.333	71	3	2	1	0	0	0	1	0	1	1	0	0	0	-	0
VELAZQUEZ, A.	GU	TY	.324	42	71	17	23	6	0	0	29	6	18	4	15	13	2	86.7	2
ALBERTO, H.	GU	TY	.293	95	133	15	39	14	2	0	57	9	16	7	5	5	0	100.0	2
CRON, C.	GU	TY	.291	135	477	76	139	40	4	22	253	83	124	64	0	0	0	-	7
BOGAERTS, X.	GU	TY	.289	141	568	100	164	30	3	31	293	82	124	66	19	14	5	73.7	7
VAZQUEZ, C.	GU	TY	.286	112	370	39	106	17	1	4	137	40	75	17	2	2	0	100.0	9
DIFO, W.	GU	TY	.284	113	264	37	75	9	2	7	109	40	68	16	2	2	0	100.0	3
DICKERSON, C.	GU	TY	.267	110	344	40	92	23	5	5	140	40	71	23	7	6	1	85.7	4
CASTRO, J.	GU	TY	.250	19	44	5	11	6	0	2	23	12	15	8	1	0	1	.0	1
GORDON, N.	GU	TY	.248	115	238	35	59	13	1	9	101	38	54	14	22	20	2	90.9	7
SCHWARBER, K.	GU	TY	.248	112	400	76	99	18	0	32	213	76	122	61	0	0	0	-	9
DEVERS, R.	GU	TY	.247	148	583	102	144	44	0	33	287	95	132	54	0	0	0	-	14
LeMAHIEU, D.	GU	TY	.238	154	588	71	140	18	1	7	181	51	92	63	10	8	2	80.0	18
RENFROE, H.	GU	TY	.236	150	534	66	126	34	0	22	226	81	147	51	1	0	1	.0	5
GAMEL, B.	GU	TY	.231	113	351	53	81	20	1	7	124	38	105	57	4	2	2	50.0	4
MOLINA, Y.	GU	TY	.230	95	265	21	61	9	0	5	85	28	48	16	0	0	0	-	4
MARQUEZ, G.	GU	TY	.217	29	46	2	10	3	0	0	13	2	11	0	0	0	0	-	0
PIVETTA, N.	GU	TY	.193	27	57	1	11	1	0	0	12	4	17	1	0	0	0	-	1
BARRIA, J.	GU	TY	.188	11	16	1	3	0	0	0	3	0	5	0	0	0	0	-	0
DURAN, J.	GU	TY	.186	35	70	4	13	3	0	1	19	5	26	1	3	1	2	33.3	2
WEAVER, L.	GU	TY	.160	16	25	2	4	0	0	0	4	1	14	0	0	0	0	-	0
BRUBAKER, J.	GU	TY	.154	12	13	2	2	0	0	0	2	0	5	0	0	0	0	-	0
SMYLY, D.	GU	TY	.150	25	40	2	6	0	0	0	6	4	16	0	0	0	0	-	0
RODRIGUEZ, E.	GU	TY	.143	28	56	6	8	2	0	0	10	8	18	0	0	0	0	-	0
ALZOLAY, A.	GU	TY	.063	14	16	0	1	0	0	0	1	1	2	1	0	0	0	-	1
PINEDA, M.	GU	TY	.024	19	41	1	1	0	0	0	1	0	15	3	0	0	0	-	1
WHITLOCK, G.	GU	TY	.000	56	14	1	0	0	0	0	0	0	4	1	0	0	0	-	0
CESSA, L.	GU	TY	.000	43	8	0	0	0	0	0	0	0	3	1	0	0	0	-	0
HOLMES, C.	GU	TY	.000	64	8	0	0	0	0	0	0	0	2	0	0	0	0	-	0
HAND, B.	GU	TY	.000	58	5	0	0	0	0	0	0	0	1	0	0	0	0	-	0
BENDER, A.	GU	TY	.000	49	4	0	0	0	0	0	0	0	2	0	0	0	0	-	0
BARLOW, J.	GU	TY	.000	34	3	0	0	0	0	0	0	0	2	0	0	0	0	-	0
Gunpowder Ironmen			.251	2287	5665	778	1423	310	20	187	2334	745	1357	530	91	73	18	80.2	101


34 Players	Tm	Lg	AVG	OBP	SLG	OPS	ISO	SECA	TA	RCON	RC	RC/G	PA	IBB	HBP	SH	SF
HEUER, C.	GU	TY	1.000	1.000	1.000	2.000	.000	.000	-	.5	1.0	-	1	0	0	0	0
KING, M.	GU	TY	.333	.333	.333	.667	.000	.000	.500	-.1	1.1	4.1	10	0	0	1	0
CIMBER, A.	GU	TY	.333	.500	.333	.833	.000	.333	1.000	.3	.7	6.4	5	0	0	1	0
VELAZQUEZ, A.	GU	TY	.324	.360	.408	.768	.085	.296	.885	4.6	11.3	5.9	75	0	0	0	0
ALBERTO, H.	GU	TY	.293	.329	.429	.757	.135	.226	.719	4.1	19.3	5.4	140	0	0	0	0
CRON, C.	GU	TY	.291	.383	.530	.914	.239	.373	.945	40.0	101.1	7.8	553	3	9	0	3
BOGAERTS, X.	GU	TY	.289	.362	.516	.877	.227	.359	.897	38.4	108.7	7.0	636	5	0	0	2
VAZQUEZ, C.	GU	TY	.286	.317	.370	.687	.084	.135	.575	-.6	42.4	4.1	392	1	1	0	3
DIFO, W.	GU	TY	.284	.322	.413	.734	.129	.197	.661	3.9	36.0	5.0	284	0	0	1	3
DICKERSON, C.	GU	TY	.267	.318	.407	.725	.140	.221	.669	4.4	45.7	4.8	371	1	3	0	1
CASTRO, J.	GU	TY	.250	.370	.523	.893	.273	.432	.914	3.1	8.5	6.4	54	1	1	0	1
GORDON, N.	GU	TY	.248	.289	.424	.713	.176	.311	.718	5.3	29.1	4.2	253	2	0	0	1
SCHWARBER, K.	GU	TY	.248	.350	.532	.882	.285	.438	.890	27.3	75.6	6.6	463	2	2	0	0
DEVERS, R.	GU	TY	.247	.312	.492	.804	.245	.338	.759	21.3	87.9	5.2	644	4	3	0	4
LeMAHIEU, D.	GU	TY	.238	.311	.308	.619	.070	.187	.541	-12.0	57.1	3.3	655	0	1	0	3
RENFROE, H.	GU	TY	.236	.303	.423	.726	.187	.281	.674	5.1	70.6	4.6	591	3	2	0	4
GAMEL, B.	GU	TY	.231	.337	.353	.691	.123	.285	.663	1.9	45.2	4.4	409	1	0	0	1
MOLINA, Y.	GU	TY	.230	.286	.321	.606	.091	.151	.510	-8.3	24.6	3.2	287	2	5	0	1
MARQUEZ, G.	GU	TY	.217	.217	.283	.500	.065	.065	.361	-3.4	3.2	1.9	55	0	0	9	0
PIVETTA, N.	GU	TY	.193	.203	.211	.414	.018	.035	.277	-5.8	2.6	1.3	63	0	0	4	1
BARRIA, J.	GU	TY	.188	.188	.188	.375	.000	.000	.231	-1.9	.7	1.2	18	0	0	2	0
DURAN, J.	GU	TY	.186	.194	.271	.466	.086	.086	.344	-6.9	2.8	1.2	72	1	0	0	1
WEAVER, L.	GU	TY	.160	.160	.160	.320	.000	.000	.190	-3.4	.7	.9	27	0	0	2	0
BRUBAKER, J.	GU	TY	.154	.154	.154	.308	.000	.000	.182	-1.8	.4	.8	14	0	0	1	0
SMYLY, D.	GU	TY	.150	.146	.150	.296	.000	.000	.176	-5.7	1.1	.8	45	0	0	4	1
RODRIGUEZ, E.	GU	TY	.143	.140	.179	.319	.036	.036	.208	-7.6	1.7	.9	63	0	0	6	1
ALZOLAY, A.	GU	TY	.063	.111	.063	.174	.000	.063	.125	-3.0	.1	.2	19	0	0	1	1
PINEDA, M.	GU	TY	.024	.091	.024	.115	.000	.073	.098	-8.6	.2	.1	47	0	0	3	0
WHITLOCK, G.	GU	TY	.000	.067	.000	.067	.000	.071	.071	-3.2	.0	.0	15	1	0	0	0
CESSA, L.	GU	TY	.000	.111	.000	.111	.000	.125	.125	-1.7	.1	.3	11	0	0	2	0
HOLMES, C.	GU	TY	.000	.000	.000	.000	.000	.000	.000	-2.0	.0	.0	8	0	0	0	0
HAND, B.	GU	TY	.000	.000	.000	.000	.000	.000	.000	-1.3	.0	.0	5	0	0	0	0
BENDER, A.	GU	TY	.000	.000	.000	.000	.000	.000	.000	-1.0	.0	.0	4	0	0	0	0
BARLOW, J.	GU	TY	.000	.000	.000	.000	.000	.000	.000	-.8	.0	.0	3	0	0	0	0
Gunpowder Ironmen			.251	.317	.412	.729	.161	.264	.680	81.4	753.0	4.6	6292	27	27	37	32

HEREFORD Highlanders Baseball



HEREFORD HIGHLANDERS 2022 Opening Day Starting Lineup

1-Buster Posey, C 2-Austin Riley, 3B 3-Franmil Reyes, LF 4-Pete Alonso, 1B
5-Avisail Garcia, CF 6-Javier Baez, SS 7-Luis Urias, 2B 8-Manuel Margot, RF
9-Chris Flexen, P



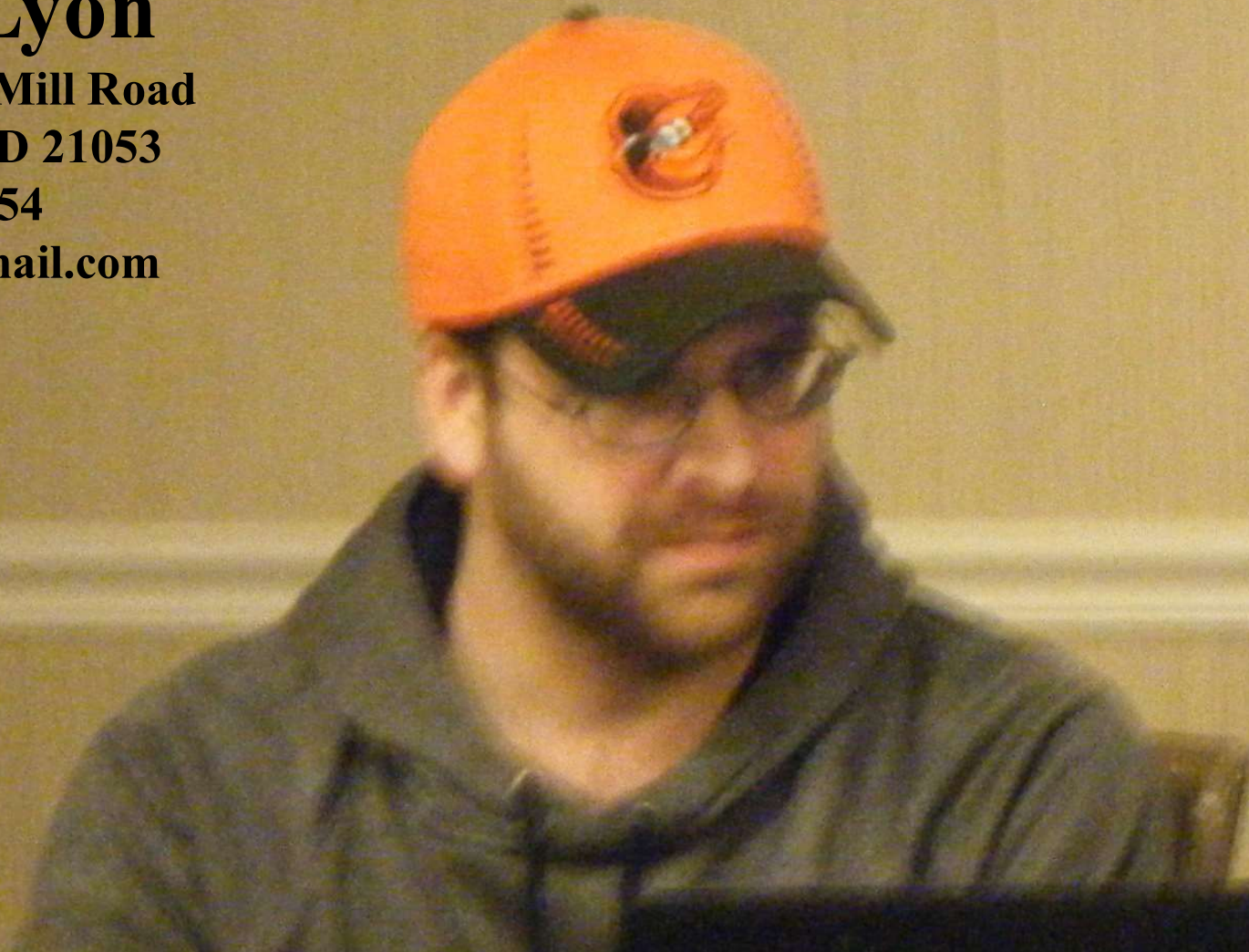
Steve Lyon

20345 Gore Mill Road

Freeland, MD 21053

(443) 421-6654

lyon109@gmail.com



16 Pitchers	Tm	Lg	W	L	PCT	SV	ERA	G	GS	CG	SHO	QS	IP	H	R	ER	HR	SO	BB
CASTILLO, D.	HH	TY	6	1	.857	3	1.71	45	0	0	0	0	63.0	34	15	12	5	84	23
BEDNAR, D.	HH	TY	3	3	.500	18	1.86	59	0	0	0	0	63.0	40	17	13	5	72	20
BRENTZ, J.	HH	TY	1	1	.500	0	1.98	25	0	0	0	0	27.1	16	6	6	3	28	10
RODON, C.	HH	TY	12	4	.750	0	2.75	23	23	2	0	13	150.1	96	54	46	16	162	45
IGLESIAS, R.	HH	TY	5	1	.833	4	2.76	55	0	0	0	0	65.1	53	21	20	6	68	20
JANSEN, K.	HH	TY	4	9	.308	26	3.28	63	0	0	0	0	68.2	43	30	25	9	82	32
SMITH, W.	HH	TY	2	3	.400	0	3.38	54	0	0	0	0	61.1	55	24	23	6	78	23
FLEXEN, C.	HH	TY	10	9	.526	0	3.38	26	26	4	3	16	173.0	147	74	65	23	139	53
CHARGOIS, J.	HH	TY	3	2	.600	2	3.81	37	0	0	0	0	49.2	35	21	21	5	47	21
GARCIA, L.	HH	TY	11	10	.524	0	3.87	27	27	2	2	17	169.2	149	84	73	22	185	56
ANDERSON, I.	HH	TY	8	11	.421	0	4.11	25	25	2	1	10	149.0	120	75	68	16	142	64
MANAEA, S.	HH	TY	8	8	.500	0	4.32	29	29	1	0	14	187.2	203	103	90	27	176	54
TOUSSAINT, T.	HH	TY	1	3	.250	0	5.40	14	4	0	0	0	43.1	57	28	26	5	43	14
SKUBAL, T.	HH	TY	7	14	.333	0	6.07	28	28	0	0	8	149.2	187	118	101	23	154	56
BIELAK, B.	HH	TY	0	0	-	0	7.71	10	0	0	0	0	11.2	13	11	10	1	11	9
KREMER, D.	HH	TY	1	1	.500	0	8.44	11	0	0	0	0	26.2	41	28	25	6	22	11
Hereford Highlanders			82	80	.506	53	3.85	531	162	11	6	78	1459.1	1289	709	624	178	1493	511

16 Pitchers	Tm	Lg	SUP/9	R/9	ERA	BF/9	BR/9	H/9	BB/9	SO/9	HR/9	ERPT	OBA	BF	BR	IBB	HB	WP	BK
CASTILLO, D.	HH	TY	.0	2.14	1.71	34.9	8.1	4.9	3.1	12.0	.71	16.5	.155	244	57	1	1	0	0
BEDNAR, D.	HH	TY	.0	2.43	1.86	35.7	8.6	5.7	2.6	10.3	.71	15.5	.177	250	60	2	2	0	0
BRENTZ, J.	HH	TY	.0	1.98	1.98	36.5	8.9	5.3	3.3	9.2	.99	6.3	.163	111	27	0	1	0	0
RODON, C.	HH	TY	4.2	3.23	2.75	35.7	8.7	5.7	2.6	9.7	.96	21.9	.178	597	145	1	5	4	0
IGLESIAS, R.	HH	TY	.0	2.89	2.76	37.2	11.2	7.3	2.8	9.4	.83	9.5	.222	270	81	0	8	2	1
JANSEN, K.	HH	TY	.0	3.93	3.28	37.5	10.0	5.6	4.1	10.7	1.18	6.0	.173	286	76	1	2	2	0
SMITH, W.	HH	TY	.0	3.52	3.38	37.9	11.7	8.1	3.4	11.4	.88	4.7	.239	258	80	0	2	1	0
FLEXEN, C.	HH	TY	4.7	3.85	3.38	36.7	10.6	7.6	2.8	7.2	1.20	13.2	.227	706	203	0	3	2	0
CHARGOIS, J.	HH	TY	.0	3.81	3.81	36.6	10.3	6.3	3.6	8.5	.91	1.4	.198	202	57	1	2	1	0
GARCIA, L.	HH	TY	4.8	4.46	3.87	37.9	11.5	7.9	3.0	9.8	1.17	3.6	.232	715	216	0	11	4	1
ANDERSON, I.	HH	TY	4.5	4.53	4.11	37.3	11.5	7.2	3.9	8.6	.97	-.7	.223	618	190	0	6	5	0
MANAEA, S.	HH	TY	4.8	4.94	4.32	39.2	12.7	9.7	2.5	8.4	1.29	-5.2	.273	817	264	1	8	3	1
TOUSSAINT, T.	HH	TY	1.5	5.82	5.40	40.9	15.2	11.8	2.9	8.9	1.04	-6.4	.322	197	73	0	2	0	0
SKUBAL, T.	HH	TY	4.8	7.10	6.07	41.4	15.3	11.2	3.4	9.3	1.38	-33.4	.304	688	254	0	11	3	0
BIELAK, B.	HH	TY	.0	8.49	7.71	44.0	17.7	10.0	6.9	8.5	.77	-4.7	.283	57	23	0	1	0	0
KREMER, D.	HH	TY	.0	9.45	8.44	44.2	17.9	13.8	3.7	7.4	2.02	-13.0	.347	131	53	0	1	2	0
Hereford Highlanders			3.2	4.37	3.85	37.9	11.5	7.9	3.1	9.2	1.10	35.2	.234	6147	1859	7	66	29	3

34 Players	Tm	Lg	AVG	G	AB	R	H	2B	3B	HR	TB	RBI	SO	BB	ASB	SB	CS	SBP	GDP
RILEY, A.	HH	TY	.333	155	604	95	201	32	0	37	344	90	157	66	1	1	0	100.0	14
POSEY, B.	HH	TY	.294	141	408	64	120	24	0	20	204	61	78	38	0	0	0	-	2
HARRISON, J.	HH	TY	.291	122	385	38	112	22	1	8	160	42	65	27	1	1	0	100.0	5
BAEZ, J.	HH	TY	.261	117	349	49	91	8	1	26	179	49	125	26	15	9	6	60.0	6
MARGOT, M.	HH	TY	.258	137	399	52	103	12	2	10	149	41	71	41	14	9	5	64.3	6
SOLAK, N.	HH	TY	.255	25	55	4	14	4	0	0	18	3	14	1	0	0	0	-	0
URIAS, L.	HH	TY	.252	143	503	78	127	21	3	25	229	70	118	48	0	0	0	-	8
UPTON, J.	HH	TY	.250	12	32	3	8	0	0	1	11	7	8	4	0	0	0	-	2
GARCIA, L.	HH	TY	.245	27	53	7	13	0	1	0	15	4	12	4	0	0	0	-	1
GARCIA, A.	HH	TY	.238	123	496	58	118	14	0	30	222	59	124	17	1	1	0	100.0	12
ALONSO, P.	HH	TY	.235	151	582	79	137	20	1	34	261	81	150	47	0	0	0	-	22
REYES, F.	HH	TY	.234	122	431	58	101	15	2	37	231	76	161	24	1	1	0	100.0	15
ZUNINO, M.	HH	TY	.226	105	292	52	66	5	0	30	161	53	108	33	0	0	0	-	11
PINDER, C.	HH	TY	.220	73	164	21	36	14	0	5	65	21	46	18	0	0	0	-	6
THOMAS, L.	HH	TY	.212	88	217	17	46	12	0	4	70	21	59	20	0	0	0	-	3
CHIRINOS, R.	HH	TY	.200	5	15	1	3	0	0	1	6	1	6	0	0	0	0	-	1
LARNACH, T.	HH	TY	.180	43	111	11	20	3	0	2	29	10	43	9	0	0	0	-	1
FLEXEN, C.	HH	TY	.158	26	57	7	9	1	0	2	16	7	18	4	0	0	0	-	1
MANAEA, S.	HH	TY	.150	29	60	4	9	1	0	0	10	0	20	4	0	0	0	-	0
BARRERO, J.	HH	TY	.136	28	44	7	6	0	1	0	8	2	21	3	0	0	0	-	0
RODON, C.	HH	TY	.114	23	44	4	5	0	0	0	5	1	14	5	0	0	0	-	0
BELLINGER, C.	HH	TY	.111	88	153	17	17	5	0	3	31	11	57	10	0	0	0	-	0
ANDERSON, I.	HH	TY	.080	25	50	2	4	1	0	0	5	1	29	1	0	0	0	-	0
SKUBAL, T.	HH	TY	.070	28	43	3	3	0	0	0	3	1	10	4	0	0	0	-	1
TOUSSAINT, T.	HH	TY	.000	14	9	0	0	0	0	0	0	0	2	0	0	0	0	-	1
KREMER, D.	HH	TY	.000	11	7	0	0	0	0	0	0	0	3	0	0	0	0	-	0
IGLESIAS, R.	HH	TY	.000	55	5	0	0	0	0	0	0	0	4	0	0	0	0	-	0
SMITH, W.	HH	TY	.000	54	2	0	0	0	0	0	0	0	0	0	0	0	0	-	0
BEDNAR, D.	HH	TY	.000	59	1	0	0	0	0	0	0	0	0	0	0	0	0	-	0
JANSEN, K.	HH	TY	.000	63	1	0	0	0	0	0	0	0	1	0	0	0	0	-	0
BRENTZ, J.	HH	TY	.000	25	1	0	0	0	0	0	0	0	1	0	0	0	0	-	0
CASTILLO, D.	HH	TY	-	45	0	1	0	0	0	0	0	0	0	1	0	0	0	-	0
CHARGOIS, J.	HH	TY	.000	37	1	0	0	0	0	0	0	0	0	0	0	0	0	-	0
BIELAK, B.	HH	TY	-	10	0	0	0	0	0	0	0	0	0	0	0	0	0	-	0
Hereford Highlanders			.246	2209	5574	732	1369	214	12	275	2432	712	1525	455	33	22	11	66.7	118

34 Players	Tm	Lg	AVG	OBP	SLG	OPS	ISO	SECA	TA	RCON	RC	RC/G	PA	IBB	HBP	SH	SF
RILEY, A.	HH	TY	.333	.418	.570	.988	.237	.348	1.041	67.0	146.1	9.5	693	3	23	0	0
POSEY, B.	HH	TY	.294	.353	.500	.853	.206	.299	.834	22.7	74.6	6.9	447	2	0	0	1
HARRISON, J.	HH	TY	.291	.348	.416	.763	.125	.197	.705	10.7	57.2	5.5	423	3	8	0	3
BAEZ, J.	HH	TY	.261	.324	.513	.837	.252	.335	.819	15.1	56.2	5.6	383	2	7	0	1
MARGOT, M.	HH	TY	.258	.326	.373	.699	.115	.228	.648	1.2	49.6	4.3	443	3	0	1	2
SOLAK, N.	HH	TY	.255	.293	.327	.620	.073	.091	.512	-1.5	5.6	3.6	59	0	2	1	0
URIAS, L.	HH	TY	.252	.327	.455	.783	.203	.298	.747	15.9	77.0	5.4	565	1	10	0	4
UPTON, J.	HH	TY	.250	.324	.344	.668	.094	.219	.577	-.1	3.4	3.4	37	0	0	0	1
GARCIA, L.	HH	TY	.245	.298	.283	.581	.038	.113	.463	-2.1	4.9	2.8	64	0	0	7	0
GARCIA, A.	HH	TY	.238	.288	.448	.736	.210	.246	.662	4.6	61.5	4.3	531	0	18	0	0
ALONSO, P.	HH	TY	.235	.314	.448	.763	.213	.294	.704	13.5	78.4	4.5	652	1	21	0	2
REYES, F.	HH	TY	.234	.276	.536	.812	.302	.360	.745	13.5	57.9	4.5	457	1	1	0	1
ZUNINO, M.	HH	TY	.226	.329	.551	.881	.325	.438	.869	18.6	51.2	5.8	337	0	12	0	0
PINDER, C.	HH	TY	.220	.297	.396	.693	.177	.287	.619	-.0	18.4	3.7	182	0	0	0	0
THOMAS, L.	HH	TY	.212	.277	.323	.600	.111	.203	.517	-7.2	20.0	3.1	238	0	0	0	1
CHIRINOS, R.	HH	TY	.200	.200	.400	.600	.200	.200	.462	-.7	.8	1.7	15	0	0	0	0
LARNACH, T.	HH	TY	.180	.276	.261	.537	.081	.162	.478	-5.7	8.9	2.6	127	0	6	0	1
FLEXEN, C.	HH	TY	.158	.213	.281	.494	.123	.193	.408	-4.3	3.6	1.8	66	0	0	5	0
MANAEA, S.	HH	TY	.150	.203	.167	.370	.017	.083	.275	-7.0	2.6	1.2	70	0	0	6	0
BARRERO, J.	HH	TY	.136	.188	.182	.369	.045	.114	.289	-5.2	1.7	1.2	48	0	0	0	1
RODON, C.	HH	TY	.114	.204	.114	.318	.000	.114	.256	-5.8	1.6	1.0	54	0	0	5	0
BELLINGER, C.	HH	TY	.111	.166	.203	.368	.092	.157	.301	-18.4	5.6	1.1	163	0	0	0	0
ANDERSON, I.	HH	TY	.080	.098	.100	.198	.020	.040	.130	-9.0	.7	.4	55	0	0	4	0
SKUBAL, T.	HH	TY	.070	.149	.070	.219	.000	.093	.171	-7.3	.8	.4	52	0	0	5	0
TOUSSAINT, T.	HH	TY	.000	.000	.000	.000	.000	.000	.000	-2.3	-.1	-.1	10	0	0	1	0
KREMER, D.	HH	TY	.000	.000	.000	.000	.000	.000	.000	-1.8	.0	.0	7	0	0	0	0
IGLESIAS, R.	HH	TY	.000	.000	.000	.000	.000	.000	.000	-1.3	.0	.0	5	0	0	0	0
SMITH, W.	HH	TY	.000	.000	.000	.000	.000	.000	.000	-.5	.0	.0	3	0	0	1	0
BEDNAR, D.	HH	TY	.000	.000	.000	.000	.000	.000	.000	-.3	.0	.0	2	0	0	1	0
JANSEN, K.	HH	TY	.000	.000	.000	.000	.000	.000	.000	-.3	.0	.0	2	0	0	1	0
BRENTZ, J.	HH	TY	.000	.000	.000	.000	.000	.000	.000	-.3	.0	.0	1	0	0	0	0
CASTILLO, D.	HH	TY	-	1.000	-	-	-	-	-	.3	.3	-	1	0	0	0	0
CHARGOIS, J.	HH	TY	.000	.000	.000	.000	.000	.000	.000	-.3	.0	.0	1	0	0	0	0
BIELAK, B.	HH	TY	-	-	-	-	-	-	-	.0	-	-	0	0	0	0	0
Hereford Highlanders			.246	.314	.436	.750	.191	.274	.696	102.3	761.3	4.7	6193	16	108	38	18

Senators




silverSpring®

Senators



SILVER SPRING SENATORS 2022 Opening Day Starting Lineup



1-Jonathan India 2-Trea Turner, SS
3-Anthony Rendon, 3B 4-Chris Taylor, CF
5-Alex Verdugo, CF 6-Anthony Santander, LF
7-Francisco Mejia, C 8-Dan Vogelbach, 1B
9-Trevor Rogers, P

Frank Howard

21645 Ripplemead Drive

Laytonsville, MD 20882

(301) 519-1477

fdhoward@earthlink.net



20 Pitchers	Tm	Lg	W	L	PCT	SV	ERA	G	GS	CG	SHO	QS	IP	H	R	ER	HR	SO	BB
HERNANDEZ, D.	SI	TY	4	3	.571	1	2.25	48	0	0	0	0	48.0	31	14	12	5	54	22
BARNES, M.	SI	TY	2	2	.500	3	2.66	51	0	0	0	0	61.0	45	27	18	6	73	21
JAVIER, C.	SI	TY	4	4	.500	3	2.98	43	9	1	1	5	99.2	69	35	33	9	135	53
FLAHERTY, J.	SI	TY	6	3	.667	0	3.16	15	15	1	0	8	88.1	68	34	31	15	98	29
ROGERS, T.	SI	TY	10	7	.588	0	3.47	25	25	1	0	14	145.1	94	58	56	18	162	55
ROMANO, J.	SI	TY	4	8	.333	22	3.92	60	0	0	0	0	64.1	44	31	28	17	67	20
REYES, A.	SI	TY	2	6	.250	0	4.01	68	0	0	0	0	74.0	59	41	33	12	108	53
LUCCHESI, J.	SI	TY	2	2	.500	1	4.20	8	7	0	0	3	40.2	43	22	19	7	33	13
GERMAN, D.	SI	TY	6	5	.545	0	4.42	19	19	0	0	8	108.0	112	59	53	26	113	23
KELLY, J.	SI	TY	2	2	.500	0	5.06	40	0	0	0	0	42.2	46	29	24	4	50	18
ANDERSON, C.	SI	TY	1	2	.333	0	5.09	16	4	0	0	0	58.1	68	35	33	11	57	21
BUNDY, D.	SI	TY	7	10	.412	0	5.27	23	19	1	0	7	124.2	152	79	73	25	115	42
CROWE, W.	SI	TY	6	8	.429	0	5.46	25	21	0	0	4	125.1	147	94	76	29	106	51
WOODFORD, J.	SI	TY	2	3	.400	0	5.64	30	8	0	0	3	75.0	75	53	47	14	60	26
RAMIREZ, N.	SI	TY	1	2	.333	0	6.23	34	0	0	0	0	34.2	41	26	24	5	27	18
TORREYES, R.	SI	TY	0	0	-	0	6.35	3	0	0	0	0	5.2	8	7	4	2	3	3
JAX, G.	SI	TY	3	10	.231	0	6.52	21	20	1	0	4	107.2	130	88	78	32	85	43
HOERNER, N.	SI	TY	0	1	.000	0	6.75	2	0	0	0	0	4.0	2	3	3	0	1	3
CHAPMAN, A.	SI	TY	5	6	.455	0	7.36	57	0	0	0	0	55.0	51	52	45	16	64	36
WIDENER, T.	SI	TY	1	10	.091	0	7.87	16	15	1	0	2	74.1	97	69	65	17	71	43
Silver Spring Senators			68	94	.420	30	4.73	604	162	6	1	58	1436.2	1382	856	755	270	1482	593

20 Pitchers	Tm	Lg	SUP/9	R/9	ERA	BF/9	BR/9	H/9	BB/9	SO/9	HR/9	ERPT	OBA	BF	BR	IBB	HB	WP	BK
HERNANDEZ, D.	SI	TY	.0	2.63	2.25	37.5	10.5	5.8	3.8	10.1	.94	9.7	.182	200	56	2	5	1	0
BARNES, M.	SI	TY	.0	3.98	2.66	37.2	9.9	6.6	3.0	10.8	.89	9.6	.199	252	67	1	2	2	0
JAVIER, C.	SI	TY	3.2	3.16	2.98	37.5	11.0	6.2	4.7	12.2	.81	12.0	.192	415	122	1	1	3	0
FLAHERTY, J.	SI	TY	5.1	3.46	3.16	36.2	10.3	6.9	3.0	10.0	1.53	8.9	.214	355	101	0	4	1	0
ROGERS, T.	SI	TY	5.4	3.59	3.47	36.7	9.8	5.8	3.4	10.0	1.11	9.7	.181	593	158	0	9	1	0
ROMANO, J.	SI	TY	.0	4.34	3.92	36.4	9.1	6.2	2.7	9.4	2.38	1.1	.188	260	65	1	2	0	0
REYES, A.	SI	TY	.0	4.99	4.01	41.1	13.6	7.2	6.2	13.1	1.46	.4	.208	338	112	2	2	1	0
LUCCHESI, J.	SI	TY	2.7	4.87	4.20	39.8	13.5	9.5	2.9	7.3	1.55	-.6	.267	180	61	0	5	0	0
GERMAN, D.	SI	TY	4.6	4.92	4.42	38.3	11.7	9.3	1.9	9.4	2.17	-4.2	.262	460	140	0	5	3	0
KELLY, J.	SI	TY	.0	6.12	5.06	40.5	12.7	9.7	2.7	10.5	.84	-4.7	.267	192	60	5	1	1	1
ANDERSON, C.	SI	TY	2.0	5.40	5.09	40.6	14.0	10.5	3.2	8.8	1.70	-6.6	.288	263	91	0	2	0	0
BUNDY, D.	SI	TY	3.4	5.70	5.27	41.1	14.2	11.0	3.0	8.3	1.80	-16.7	.296	569	197	1	4	1	0
CROWE, W.	SI	TY	5.2	6.75	5.46	40.9	14.7	10.6	3.7	7.6	2.08	-19.4	.291	570	205	0	7	1	0
WOODFORD, J.	SI	TY	2.5	6.36	5.64	40.0	12.5	9.0	3.1	7.2	1.68	-13.1	.250	333	104	0	3	2	0
RAMIREZ, N.	SI	TY	.0	6.75	6.23	42.6	15.8	10.6	4.4	7.0	1.30	-8.3	.295	164	61	1	3	1	0
TORREYES, R.	SI	TY	.0	11.12	6.35	47.6	19.1	12.7	4.8	4.8	3.18	-1.4	.320	30	12	0	1	1	0
JAX, G.	SI	TY	3.7	7.36	6.52	41.0	15.0	10.9	3.6	7.1	2.67	-29.4	.297	491	179	0	6	2	0
HOERNER, N.	SI	TY	.0	6.75	6.75	42.8	13.5	4.5	6.8	2.3	.00	-1.2	.133	19	6	0	1	0	0
CHAPMAN, A.	SI	TY	.0	8.51	7.36	42.4	14.1	8.3	5.6	10.5	2.62	-20.2	.233	259	86	2	1	1	0
WIDENER, T.	SI	TY	4.5	8.35	7.87	43.0	17.9	11.7	5.1	8.6	2.06	-31.4	.324	355	148	1	9	1	0
Silver Spring Senators			3.0	5.36	4.73	39.5	12.7	8.7	3.6	9.3	1.69	-106.0	.249	6298	2031	17	73	23	1

34 Players	Tm	Lg	AVG	G	AB	R	H	2B	3B	HR	TB	RBI	SO	BB	ASB	SB	CS	SBP	GDP
ROMANO, J.	SI	TY	.500	60	2	0	1	0	0	0	1	0	1	0	0	0	0	-	0
TURNER, T.	SI	TY	.298	150	615	97	183	33	2	28	304	89	118	40	33	30	3	90.9	16
JIMENEZ, E.	SI	TY	.278	95	216	29	60	11	0	10	101	32	57	21	0	0	0	-	4
MEJIA, F.	SI	TY	.268	69	205	21	55	8	3	2	75	25	44	13	0	0	0	-	3
WOODFORD, J.	SI	TY	.267	30	15	1	4	0	0	0	4	1	5	0	0	0	0	-	0
VERDUGO, A.	SI	TY	.262	144	516	87	135	25	3	18	220	65	103	53	9	5	4	55.6	7
INDIA, J.	SI	TY	.261	145	518	83	135	34	0	25	244	83	112	76	16	9	7	56.3	4
CABRERA, M.	SI	TY	.254	125	398	39	101	12	1	12	151	57	93	44	0	0	0	-	9
RENDON, A.	SI	TY	.252	101	222	38	56	12	0	11	101	34	45	30	0	0	0	-	5
SANTANDER, A.	SI	TY	.243	116	366	49	89	20	0	20	169	59	103	22	1	1	0	100.0	6
HOERNER, N.	SI	TY	.238	104	172	21	41	9	0	1	53	11	33	10	5	5	0	100.0	3
TORREYES, R.	SI	TY	.232	108	323	43	75	16	1	10	123	27	41	21	3	2	1	66.7	6
TAYLOR, C.	SI	TY	.229	138	485	74	111	21	1	20	194	60	170	68	14	10	4	71.4	3
MEYERS, J.	SI	TY	.228	71	136	22	31	6	1	8	63	22	48	9	4	4	0	100.0	1
VOGELBACH, D.	SI	TY	.213	82	188	29	40	16	0	7	77	29	58	44	0	0	0	-	3
FLAHERTY, J.	SI	TY	.200	15	25	3	5	0	0	0	5	1	7	5	0	0	0	-	0
DOZIER, H.	SI	TY	.197	139	456	45	90	15	1	14	149	44	138	38	5	2	3	40.0	10
PEREZ, M.	SI	TY	.181	115	321	35	58	8	1	12	104	41	97	29	0	0	0	-	7
GERMAN, D.	SI	TY	.171	19	35	2	6	0	0	0	6	0	9	2	0	0	0	-	0
JAVIER, C.	SI	TY	.160	43	25	3	4	0	1	1	9	1	8	0	0	0	0	-	1
ADAMS, R.	SI	TY	.158	48	76	10	12	4	1	1	21	7	26	15	0	0	0	-	1
LUCCHESI, J.	SI	TY	.154	8	13	0	2	0	0	0	2	0	6	0	0	0	0	-	0
CROWE, W.	SI	TY	.143	25	35	3	5	1	0	0	6	3	12	2	0	0	0	-	1
WIDENER, T.	SI	TY	.143	16	21	2	3	0	0	0	3	1	10	3	0	0	0	-	0
ANDERSON, C.	SI	TY	.143	16	14	0	2	0	0	0	2	0	2	1	0	0	0	-	0
ROGERS, T.	SI	TY	.091	25	44	2	4	0	1	0	6	7	24	4	0	0	0	-	0
JAX, G.	SI	TY	.091	21	33	1	3	0	0	0	3	0	11	2	0	0	0	-	1
BUNDY, D.	SI	TY	.081	23	37	1	3	0	0	0	3	1	14	2	0	0	0	-	1
BARNES, M.	SI	TY	.000	51	3	0	0	0	0	0	0	0	1	0	0	0	0	-	0
CHAPMAN, A.	SI	TY	.000	57	1	0	0	0	0	0	0	0	1	1	0	0	0	-	0
KELLY, J.	SI	TY	.000	41	2	0	0	0	0	0	0	0	1	0	0	0	0	-	0
REYES, A.	SI	TY	.000	68	2	0	0	0	0	0	0	0	1	0	0	0	0	-	0
HERNANDEZ, D.	SI	TY	.000	48	1	0	0	0	0	0	0	0	1	0	0	0	0	-	0
RAMIREZ, N.	SI	TY	.000	34	1	0	0	0	0	0	0	0	0	0	0	0	0	-	0
Silver Spring Senators			.238	2350	5522	740	1314	251	17	200	2199	700	1400	555	90	68	22	75.6	92

34 Players	Tm	Lg	AVG	OBP	SLG	OPS	ISO	SECA	TA	RCON	RC	RC/G	PA	IBB	HBP	SH	SF
ROMANO, J.	SI	TY	.500	.500	.500	1.000	.000	.000	1.000	.2	.5	13.5	2	0	0	0	0
TURNER, T.	SI	TY	.298	.338	.494	.833	.197	.306	.829	35.2	102.6	6.1	659	3	0	0	4
JIMENEZ, E.	SI	TY	.278	.347	.468	.815	.190	.287	.775	9.3	35.4	6.0	239	0	2	0	0
MEJIA, F.	SI	TY	.268	.330	.366	.696	.098	.161	.614	.3	25.3	4.5	224	0	6	0	0
WOODFORD, J.	SI	TY	.267	.267	.267	.533	.000	.000	.364	-.9	1.1	2.5	16	0	0	1	0
VERDUGO, A.	SI	TY	.262	.333	.426	.759	.165	.269	.719	11.9	75.1	5.1	577	0	4	0	4
INDIA, J.	SI	TY	.261	.370	.471	.842	.210	.361	.873	29.9	96.1	6.6	610	1	15	0	1
CABRERA, M.	SI	TY	.254	.329	.379	.708	.126	.236	.641	3.0	50.3	4.4	445	1	1	0	1
RENDON, A.	SI	TY	.252	.340	.455	.795	.203	.338	.766	8.6	34.9	5.5	254	1	0	1	1
SANTANDER, A.	SI	TY	.243	.288	.462	.749	.219	.281	.686	5.5	48.3	4.5	394	0	2	1	3
HOERNER, N.	SI	TY	.238	.286	.308	.595	.070	.157	.522	-4.4	15.9	3.2	185	1	2	0	1
TORREYES, R.	SI	TY	.232	.277	.381	.657	.149	.217	.573	-5.2	33.6	3.5	348	1	0	1	3
TAYLOR, C.	SI	TY	.229	.326	.400	.726	.171	.324	.724	8.4	69.0	4.8	561	0	4	0	4
MEYERS, J.	SI	TY	.228	.286	.463	.749	.235	.331	.736	3.0	18.9	4.8	147	0	2	0	0
VOGELBACH, D.	SI	TY	.213	.362	.410	.771	.197	.431	.808	8.3	31.4	5.5	236	0	1	1	2
FLAHERTY, J.	SI	TY	.200	.333	.200	.533	.000	.200	.500	-1.1	2.7	2.7	37	0	0	7	0
DOZIER, H.	SI	TY	.197	.265	.327	.591	.129	.211	.509	-18.6	38.4	2.7	500	1	4	0	1
PEREZ, M.	SI	TY	.181	.250	.324	.574	.143	.234	.496	-14.6	25.8	2.6	352	0	1	0	1
GERMAN, D.	SI	TY	.171	.216	.171	.388	.000	.057	.276	-3.8	1.6	1.4	40	0	0	3	0
JAVIER, C.	SI	TY	.160	.160	.360	.520	.200	.200	.409	-1.9	1.1	1.3	27	0	0	2	0
ADAMS, R.	SI	TY	.158	.360	.276	.636	.118	.316	.692	.3	9.4	3.9	100	1	9	0	0
LUCCHESI, J.	SI	TY	.154	.154	.154	.308	.000	.000	.182	-1.8	.3	.8	13	0	0	0	0
CROWE, W.	SI	TY	.143	.231	.171	.402	.029	.086	.323	-3.5	1.7	1.3	43	0	2	4	0
WIDENER, T.	SI	TY	.143	.250	.143	.393	.000	.143	.333	-2.1	1.2	1.5	27	0	0	3	0
ANDERSON, C.	SI	TY	.143	.200	.143	.343	.000	.071	.250	-1.8	.5	1.1	16	0	0	1	0
ROGERS, T.	SI	TY	.091	.160	.136	.296	.045	.136	.250	-6.3	1.6	.9	57	0	0	7	2
JAX, G.	SI	TY	.091	.143	.091	.234	.000	.061	.161	-5.5	.4	.4	36	0	0	1	0
BUNDY, D.	SI	TY	.081	.128	.081	.209	.000	.054	.143	-6.5	.4	.3	40	0	0	1	0
BARNES, M.	SI	TY	.000	.000	.000	.000	.000	.000	.000	-.8	.0	.0	3	0	0	0	0
CHAPMAN, A.	SI	TY	.000	.500	.000	.500	.000	1.000	1.000	.1	.1	3.5	2	0	0	0	0
KELLY, J.	SI	TY	.000	.000	.000	.000	.000	.000	.000	-.5	.0	.0	2	0	0	0	0
REYES, A.	SI	TY	.000	.000	.000	.000	.000	.000	.000	-.5	.0	.0	2	0	0	0	0
HERNANDEZ, D.	SI	TY	.000	.000	.000	.000	.000	.000	.000	-.3	.0	.0	1	0	0	0	0
RAMIREZ, N.	SI	TY	.000	.000	.000	.000	.000	.000	.000	-.3	.0	.0	1	0	0	0	0
Silver Spring Senators			.238	.312	.398	.711	.160	.269	.666	43.8	707.9	4.4	6196	10	55	34	28

20 REASONS PEOPLE LOVE HAMILTON



🇨🇦 **HAMILTON ONTARIO CANADA** 🇨🇦

Hamilton Ehs 2022 Starting Lineup on Opening Day

1-Raimel Tapia, LF 2-Matt Duffy, 2B 3-Lourdes Gurriel, LF 4-Steven Duggar, CF 5-Colin Moran, 1B 6-Ehire Adrianza, SS 7-Alec Bohm, 3B 8-Jonah Heim, C 9-Casey Mize, P



Ed Hebscher

30 Huntsville Street

Hamilton, Ontario

(289) 308-7534

Edhebscher@gmail.com



23 Pitchers																			
Tm	Lg	W	L	PCT	SV	ERA	G	GS	CG	SHO	QS	IP	H	R	ER	HR	SO	BB	
ADRIANZA, E.	HA	TY	0	0	-	0	.00	1	0	0	0	1.0	0	0	0	0	2	1	
NOOTBAAR, L.	HA	TY	0	0	-	0	.00	1	0	0	0	1.0	0	0	0	0	0	1	
WICK, R.	HA	TY	0	0	-	0	1.64	12	0	0	0	22.0	13	4	4	0	23	19	
FULMER, M.	HA	TY	4	4	.500	12	1.84	52	3	1	0	88.0	50	20	18	7	70	20	
VESIA, A.	HA	TY	6	1	.857	7	1.96	34	0	0	0	41.1	22	11	9	7	45	32	
HILL, T.	HA	TY	0	1	.000	4	2.37	58	0	0	0	68.1	48	18	18	4	73	37	
RICHARDS, T.	HA	TY	1	0	1.000	2	2.71	39	0	0	0	63.0	45	24	19	6	74	23	
CORTES, N.	HA	TY	4	8	.333	0	3.93	17	17	1	0	105.1	97	49	46	23	105	29	
MIZE, C.	HA	TY	10	12	.455	0	4.17	26	26	2	1	166.0	147	87	77	30	125	56	
STRICKLAND, H.	HA	TY	4	5	.444	3	4.32	52	0	0	0	66.2	55	33	32	14	63	23	
FEDDE, E.	HA	TY	9	7	.563	0	4.40	20	20	0	0	114.2	128	65	56	15	82	42	
STANEK, R.	HA	TY	2	3	.400	3	4.42	51	2	0	0	77.1	58	39	38	11	90	39	
PLESAC, Z.	HA	TY	6	13	.316	0	5.02	26	26	3	1	150.2	173	92	84	29	137	50	
ROSS, J.	HA	TY	7	10	.412	0	5.06	20	20	1	1	117.1	119	70	66	13	110	40	
GIVENS, M.	HA	TY	1	3	.250	2	5.18	38	0	0	0	57.1	54	36	33	15	51	19	
WATSON, T.	HA	TY	1	2	.333	0	5.23	23	0	0	0	31.0	36	19	18	6	22	19	
PATINO, L.	HA	TY	4	9	.308	0	5.31	17	16	0	0	84.2	89	56	50	11	97	42	
LUZARDO, J.	HA	TY	2	7	.222	0	6.11	15	14	0	0	81.0	92	65	55	16	75	49	
WILSON, B.	HA	TY	3	7	.300	0	6.34	14	12	1	1	66.2	85	55	47	14	60	28	
GONZALEZ, C.	HA	TY	2	3	.400	0	7.07	6	5	0	0	28.0	36	22	22	8	27	7	
CAHILL, T.			0	1	.000	0	9.00	2	1	0	0	5.0	7	5	5	1	2	0	
DUFFY, M.	HA	TY	0	0	-	0	9.00	2	0	0	0	1.0	3	1	1	0	0	0	
CHAVEZ, J.	SS	TY	0	0	-	0	81.00	1	0	0	0	.1	5	3	3	1	0	0	
Hamilton Eh's			66	96	.407	33	4.39	527	162	9	4	71	1437.2	1362	774	701	231	1333	576
23 Pitchers																			
Tm	Lg	SUP/9	R/9	ERA	BF/9	BR/9	H/9	BB/9	SO/9	HR/9	ERPT	OBA	BF	BR	IBB	HB	WP	BK	
ADRIANZA, E.	HA	TY	.0	.00	.00	36.0	9.0	.0	9.0	18.0	.00	.5	.000	4	1	0	0	0	
NOOTBAAR, L.	HA	TY	.0	.00	.00	36.0	9.0	.0	9.0	.0	.00	.5	.000	4	1	0	0	0	
WICK, R.	HA	TY	.0	1.64	1.64	39.7	13.9	5.3	7.8	9.4	.00	5.9	.176	97	34	0	2	1	
FULMER, M.	HA	TY	.4	2.05	1.84	34.1	7.1	5.1	1.8	7.2	.72	21.8	.162	333	69	2	1	0	
VESIA, A.	HA	TY	.0	2.40	1.96	39.0	12.2	4.8	6.8	9.8	1.52	9.7	.154	179	56	1	3	0	
HILL, T.	HA	TY	.0	2.37	2.37	37.8	12.1	6.3	4.9	9.6	.53	12.9	.198	287	92	0	7	0	
RICHARDS, T.	HA	TY	.0	3.43	2.71	36.4	9.3	6.4	2.9	10.6	.86	9.5	.195	255	65	3	0	2	
CORTES, N.	HA	TY	3.4	4.19	3.93	37.8	11.2	8.3	2.5	9.0	1.97	1.6	.240	442	131	0	5	1	
MIZE, C.	HA	TY	4.9	4.72	4.17	37.9	11.3	8.0	3.0	6.8	1.63	-2.0	.234	699	209	1	7	5	
STRICKLAND, H.	HA	TY	.0	4.46	4.32	37.3	10.4	7.4	2.8	8.5	1.89	-1.9	.218	276	77	2	1	1	
FEDDE, E.	HA	TY	5.0	5.10	4.40	39.8	13.6	10.0	3.2	6.4	1.18	-4.2	.280	507	173	1	4	0	
STANEK, R.	HA	TY	1.2	4.54	4.42	38.2	11.6	6.8	4.3	10.5	1.28	-3.1	.211	328	100	2	5	4	
PLESAC, Z.	HA	TY	3.0	5.50	5.02	40.1	13.7	10.3	3.0	8.2	1.73	-15.9	.284	672	229	0	6	5	
ROSS, J.	HA	TY	4.0	5.37	5.06	39.7	12.6	9.1	3.0	8.4	1.00	-13.0	.256	517	164	1	6	0	
GIVENS, M.	HA	TY	.0	5.65	5.18	38.8	11.9	8.5	2.7	8.0	2.35	-7.1	.244	247	76	2	5	3	
WATSON, T.	HA	TY	.0	5.52	5.23	41.5	15.4	10.5	4.9	6.4	1.74	-4.0	.290	143	53	2	0	0	
PATINO, L.	HA	TY	3.9	5.95	5.31	40.9	14.0	9.5	4.5	10.3	1.17	-11.8	.266	385	132	0	1	2	
LUZARDO, J.	HA	TY	2.8	7.22	6.11	42.1	16.1	10.2	5.4	8.3	1.78	-18.4	.288	379	145	0	4	1	
WILSON, B.	HA	TY	4.0	7.42	6.34	42.7	16.1	11.5	3.6	8.1	1.89	-16.9	.308	316	119	1	7	1	
GONZALEZ, C.	HA	TY	3.9	7.07	7.07	41.5	14.5	11.6	2.3	8.7	2.57	-9.4	.300	129	45	0	2	1	
CAHILL, T.			.0	9.00	9.00	41.4	14.4	12.6	.0	3.6	1.80	-2.7	.318	23	8	0	1	1	
DUFFY, M.	HA	TY	.0	9.00	9.00	45.0	27.0	27.0	.0	.0	.00	-5	.600	5	3	0	0	0	
CHAVEZ, J.	SS	TY	.0	81.00	81.00	162.0	135.0	135.0	.0	.0	27.00	-2.8	.833	6	5	0	0	0	
Hamilton Eh's			2.6	4.85	4.39	39.0	12.4	8.5	3.5	8.3	1.45	-51.6	.247	6233	1987	18	67	28	4

37 Players	Tm	Lg	AVG	G	AB	R	H	2B	3B	HR	TB	RBI	SO	BB	ASB	SB	CS	SBP	GDP
VESIA, A.	HA	TY	1.000	34	1	0	1	0	0	0	1	0	0	0	0	0	0	-	0
WICK, R.	HA	TY	.500	12	2	0	1	0	0	0	1	0	0	0	0	0	0	-	0
STRICKLAND, H.	HA	TY	.333	52	3	1	1	0	0	0	1	0	2	1	0	0	0	-	0
ROSS, J.	HA	TY	.324	21	37	4	12	0	0	0	12	3	15	1	0	0	0	-	0
DUFFY, M.	HA	TY	.304	106	303	35	92	13	0	7	126	33	70	20	16	14	2	87.5	8
GURRIEL, L.	HA	TY	.279	133	519	68	145	29	2	26	256	81	110	33	1	1	0	100.0	4
CASTRO, S.	HA	TY	.274	112	321	31	88	20	0	3	117	23	71	31	5	2	3	40.0	3
TAPIA, R.	HA	TY	.257	133	502	64	129	19	2	3	161	32	76	44	48	35	13	72.9	7
WALKER, C.	HA	TY	.256	102	328	40	84	21	1	15	152	44	89	23	0	0	0	-	5
ADRIANZA, E.	HA	TY	.253	106	217	26	55	11	5	6	94	28	54	23	0	0	0	-	2
SHEETS, G.	HA	TY	.251	77	183	25	46	9	0	13	94	34	49	17	0	0	0	-	2
BARNES, A.	HA	TY	.251	79	223	24	56	10	0	9	93	37	60	19	3	0	3	.0	5
MORAN, C.	HA	TY	.251	107	315	31	79	7	0	9	113	25	90	44	2	2	0	100.0	5
RICHARDS, T.	HA	TY	.250	39	4	0	1	0	0	0	1	0	0	0	0	0	0	-	0
HEIM, J.	HA	TY	.237	82	249	26	59	14	0	10	103	30	73	17	1	1	0	100.0	3
DUGGAR, S.	HA	TY	.235	95	230	32	54	16	2	6	92	23	72	24	12	7	5	58.3	0
TAYLOR, M.	HA	TY	.225	124	436	50	98	6	0	10	134	38	113	18	27	18	9	66.7	6
NOOTBAAR, L.	HA	TY	.222	60	117	14	26	4	1	6	50	16	30	12	2	1	1	50.0	1
GONZALEZ, C.	HA	TY	.222	6	9	0	2	0	0	0	2	0	3	0	0	0	0	-	1
STANEK, R.	HA	TY	.222	51	9	1	2	0	0	0	2	1	3	0	0	0	0	-	0
AHMED, N.	HA	TY	.220	141	419	42	92	28	1	6	140	42	100	37	5	5	0	100.0	13
BOHM, A.	HA	TY	.217	107	300	23	65	13	0	4	90	30	83	15	1	1	0	100.0	9
CHISHOLM, J.	HA	TY	.211	137	445	58	94	21	2	20	179	50	150	26	35	31	4	88.6	4
RUIZ, K.	HA	TY	.198	48	91	9	18	4	0	0	22	3	17	9	0	0	0	-	3
PLESAC, Z.	HA	TY	.186	26	43	2	8	0	0	0	8	1	13	2	0	0	0	-	0
PATINO, L.	HA	TY	.125	17	24	1	3	1	0	0	4	1	6	1	0	0	0	-	1
MIZE, C.	HA	TY	.123	26	57	5	7	1	0	0	8	1	13	1	0	0	0	-	0
CORTES, N.	HA	TY	.094	17	32	2	3	1	0	1	7	4	9	2	0	0	0	-	0
WILSON, B.	HA	TY	.045	14	22	0	1	0	0	0	1	0	8	0	0	0	0	-	0
FEDDE, E.	HA	TY	.033	20	30	4	1	0	0	0	1	1	16	4	0	0	0	-	0
LUZARDO, J.	HA	TY	.000	15	20	0	0	0	0	0	0	0	10	1	0	0	0	-	0
FULMER, M.	HA	TY	.000	52	9	0	0	0	0	0	0	0	0	1	0	0	0	-	0
HILL, T.	HA	TY	.000	58	5	0	0	0	0	0	0	0	1	0	0	0	0	-	0
GIVENS, M.	HA	TY	.000	38	3	0	0	0	0	0	0	1	2	0	0	0	0	-	0
CAHILL, T.			.000	2	1	0	0	0	0	0	0	0	1	0	0	0	0	-	0
WATSON, T.	HA	TY	.000	23	1	0	0	0	0	0	0	0	1	0	0	0	0	-	0
CHAVEZ, J.	SS	TY	-	1	0	0	0	0	0	0	0	0	0	0	0	0	0	-	0
Hamilton Eh's			.240	2273	5510	618	1323	248	16	154	2065	582	1410	426	158	118	40	74.7	82

37 Players	Tm	Lg	AVG	OBP	SLG	OPS	ISO	SECA	TA	RCON	RC	RC/G	PA	IBB	HBP	SH	SF
VESIA, A.	HA	TY	1.000	1.000	1.000	2.000	.000	.000	-	.5	1.0	-	1	0	0	0	0
WICK, R.	HA	TY	.500	.500	.500	1.000	.000	.000	1.000	.2	.5	13.5	2	0	0	0	0
STRICKLAND, H.	HA	TY	.333	.500	.333	.833	.000	.333	1.000	.3	.6	8.5	4	0	0	0	0
ROSS, J.	HA	TY	.324	.359	.324	.683	.000	.027	.560	-.1	4.6	4.7	40	0	1	1	0
DUFFY, M.	HA	TY	.304	.356	.416	.771	.112	.218	.747	11.8	45.6	5.5	329	0	5	0	1
GURRIEL, L.	HA	TY	.279	.323	.493	.816	.214	.279	.772	20.5	84.1	5.9	558	4	2	0	4
CASTRO, S.	HA	TY	.274	.339	.364	.703	.090	.184	.632	1.2	40.9	4.6	354	0	1	0	1
TAPIA, R.	HA	TY	.257	.316	.321	.637	.064	.195	.611	-6.3	53.5	3.6	549	1	0	2	1
WALKER, C.	HA	TY	.256	.313	.463	.776	.207	.277	.719	8.3	47.5	5.1	356	0	4	0	0
ADRIANZA, E.	HA	TY	.253	.320	.433	.753	.180	.286	.713	4.6	31.8	5.1	244	0	0	0	4
SHEETS, G.	HA	TY	.251	.313	.514	.827	.262	.355	.799	7.8	29.9	5.8	201	1	0	0	1
BARNES, A.	HA	TY	.251	.333	.417	.750	.166	.238	.691	3.3	30.4	4.6	253	1	9	1	1
MORAN, C.	HA	TY	.251	.347	.359	.706	.108	.254	.672	4.3	42.3	4.7	363	0	3	0	1
RICHARDS, T.	HA	TY	.250	.250	.250	.500	.000	.000	.333	-.3	.3	2.3	4	0	0	0	0
HEIM, J.	HA	TY	.237	.286	.414	.700	.177	.249	.632	.0	30.1	4.1	270	0	1	1	2
DUGGAR, S.	HA	TY	.235	.311	.400	.711	.165	.278	.691	.7	30.0	4.5	257	0	2	0	1
TAYLOR, M.	HA	TY	.225	.258	.307	.565	.083	.144	.490	-21.1	34.0	2.6	461	0	3	0	4
NOOTBAAR, L.	HA	TY	.222	.290	.427	.717	.205	.308	.677	.4	15.0	4.3	131	0	0	0	2
GONZALEZ, C.	HA	TY	.222	.222	.222	.444	.000	.000	.250	-.8	.3	.8	10	0	0	1	0
STANEK, R.	HA	TY	.222	.222	.222	.444	.000	.000	.286	-.8	.5	1.7	10	0	0	1	0
AHMED, N.	HA	TY	.220	.282	.334	.616	.115	.215	.535	-10.0	38.7	3.0	461	3	0	2	2
BOHM, A.	HA	TY	.217	.253	.300	.553	.083	.137	.434	-15.4	21.3	2.4	316	0	0	0	1
CHISHOLM, J.	HA	TY	.211	.259	.402	.661	.191	.310	.666	-1.0	49.2	3.7	476	0	3	0	1
RUIZ, K.	HA	TY	.198	.288	.242	.530	.044	.143	.447	-4.7	6.7	2.3	104	0	3	0	1
PLESAC, Z.	HA	TY	.186	.222	.186	.408	.000	.047	.286	-4.4	2.3	1.5	51	0	0	6	0
PATINO, L.	HA	TY	.125	.160	.167	.327	.042	.083	.227	-3.2	.6	.7	28	0	0	3	0
MIZE, C.	HA	TY	.123	.138	.140	.278	.018	.035	.180	-8.6	1.2	.6	60	0	0	2	0
CORTES, N.	HA	TY	.094	.147	.219	.366	.125	.188	.310	-3.9	1.2	1.0	36	0	0	2	0
WILSON, B.	HA	TY	.045	.045	.045	.091	.000	.000	.048	-4.8	.1	.1	24	0	0	2	0
FEDDE, E.	HA	TY	.033	.143	.033	.176	.000	.133	.172	-5.5	.7	.5	41	0	0	6	1
LUZARDO, J.	HA	TY	.000	.048	.000	.048	.000	.050	.050	-4.7	.1	.1	24	0	0	3	0
FULMER, M.	HA	TY	.000	.100	.000	.100	.000	.111	.111	-1.9	.0	.1	10	0	0	0	0
HILL, T.	HA	TY	.000	.000	.000	.000	.000	.000	.000	-1.3	.0	.0	5	0	0	0	0
GIVENS, M.	HA	TY	.000	.000	.000	.000	.000	.000	.000	-.8	.0	.0	4	0	0	0	1
CAHILL, T.			.000	.000	.000	.000	.000	.000	.000	-.3	.0	.0	1	0	0	0	0
WATSON, T.	HA	TY	.000	.000	.000	.000	.000	.000	.000	-.3	.0	.0	1	0	0	0	0
CHAVEZ, J.	SS	TY	-	-	-	-	-	-	-	.0	-	-	0	0	0	0	0
Hamilton Eh's			.240	.298	.375	.672	.135	.226	.614	-35.9	627.7	3.9	6039	10	37	33	30



Invisifree





**INNISFREE DUKES 2022
Opening Day Starting Lineup**

1-Charlie Blackmon, CF	2-Juan Soto, LF	3-Jose Abreu, 1B
4-Wilmer Flores, 2B	5-Gio Urshela, 3B	6-Miguel Rojas, SS
7-Pedro Severino, C	8-Dominic Smith, RF	9-Zack Wheeler



Mike Kane

**105 Shaker Court North
New Windsor, NY 12553**

(845) 863-6041

Blarneytoo@gmail.com

20 Pitchers	Tm	Lg	W	L	PCT	SV	ERA	G	GS	CG	SHO	QS	IP	H	R	ER	HR	SO	BB
ALCANTARA, S.	ID	TY	14	9	.609	0	2.32	29	29	6	4	22	209.2	155	66	54	17	182	66
HOLLAND, G.	ID	FARM	0	1	.000	0	3.12	43	0	0	0	0	60.2	60	24	21	7	55	29
WHEELER, Z.	ID	TY	9	16	.360	0	4.04	33	33	5	3	13	218.1	192	114	98	41	239	68
WISLER, M.	ID	TY	0	2	.000	10	4.09	38	0	0	0	0	44.0	50	23	20	9	65	9
KELLER, B.	ID	TY	3	10	.231	0	4.11	17	17	0	0	7	105.0	115	54	48	10	96	42
SHAW, B.	ID	FARM	6	3	.667	15	4.12	69	1	0	0	1	87.1	60	40	40	15	77	48
GUERRA, J.	ID	TY	5	3	.625	0	4.33	12	10	1	0	4	72.2	76	40	35	7	63	42
TURNBULL, S.	ID	FARM	1	6	.143	0	4.71	9	9	0	0	4	57.1	60	33	30	9	40	20
MILLER, A.	ID	FARM	1	1	.500	0	4.79	44	0	0	0	0	47.0	37	27	25	7	48	23
KEUCHEL, D.	ID	TY	9	14	.391	0	5.81	24	23	0	0	9	124.0	140	95	80	17	96	56
GRATEROL, B.	ID	FARM	1	5	.167	1	6.17	19	3	0	0	1	35.0	45	32	24	6	28	18
LOPEZ, J.	ID	TY	7	15	.318	0	6.35	26	26	2	1	8	130.1	157	106	92	21	103	63
CHATWOOD, T.	ID	FARM	1	2	.333	0	6.48	18	0	0	0	0	25.0	30	20	18	8	27	14
COLOME, A.	ID	TY	3	3	.500	1	6.78	46	0	0	0	0	67.2	79	58	51	16	54	32
OVIEDO, L.	ID	TY	0	2	.000	0	8.04	19	0	0	0	0	31.1	45	28	28	5	27	15
BRADLEY, A.	ID	TY	1	1	.500	1	8.31	40	0	0	0	0	52.0	78	54	48	15	44	24
HOFFMAN, J.	ID	TY	1	7	.125	0	8.49	16	11	0	0	0	59.1	94	65	56	18	72	27
FLORES, W.	ID	TY	0	0	-	0	9.00	1	0	0	0	0	1.0	2	1	1	1	0	0
INCIARTE, E.	ID	TY	0	0	-	0	9.00	1	0	0	0	0	1.0	1	1	1	1	0	2
SEVERINO, P.	ID	TY	0	0	-	0	9.00	1	0	0	0	0	1.0	1	1	1	0	0	2
Innisfree Dukes			62	100	.383	28	4.85	505	162	14	8	69	1429.2	1477	882	771	230	1316	600

20 Pitchers	Tm	Lg	SUP/9	R/9	ERA	BF/9	BR/9	H/9	BB/9	SO/9	HR/9	ERPT	OBA	BF	BR	IBB	HB	WP	BK
ALCANTARA, S.	ID	TY	3.8	2.83	2.32	36.5	9.7	6.7	2.7	7.8	.73	40.7	.203	850	225	4	8	0	0
HOLLAND, G.	ID	FARM	.0	3.56	3.12	39.0	13.4	8.9	4.0	8.2	1.04	6.4	.264	263	90	2	3	2	0
WHEELER, Z.	ID	TY	3.4	4.70	4.04	37.8	11.1	7.9	2.7	9.9	1.69	.6	.232	918	269	2	11	4	0
WISLER, M.	ID	TY	.0	4.70	4.09	39.3	11.9	10.2	1.2	13.3	1.84	-.1	.278	192	58	3	2	0	0
KELLER, B.	ID	TY	3.0	4.63	4.11	40.7	14.0	9.9	3.4	8.2	.86	-.6	.275	475	163	2	8	2	0
SHAW, B.	ID	FARM	.1	4.12	4.12	38.3	11.2	6.2	4.7	7.9	1.55	-.5	.189	372	109	2	3	1	0
GUERRA, J.	ID	TY	5.9	4.95	4.33	39.9	14.6	9.4	5.2	7.8	.87	-2.2	.274	322	118	0	0	2	0
TURNBULL, S.	ID	FARM	1.9	5.18	4.71	38.3	12.9	9.4	3.1	6.3	1.41	-4.1	.273	244	82	0	2	0	0
MILLER, A.	ID	FARM	.0	5.17	4.79	38.3	11.7	7.1	4.2	9.2	1.34	-3.8	.211	200	61	1	2	0	0
KEUCHEL, D.	ID	TY	5.0	6.90	5.81	41.2	14.6	10.2	3.9	7.0	1.23	-24.0	.283	568	201	2	7	2	0
GRATEROL, B.	ID	FARM	.5	8.23	6.17	43.5	17.0	11.6	4.1	7.2	1.54	-8.2	.321	169	66	2	5	3	0
LOPEZ, J.	ID	TY	5.3	7.32	6.35	42.5	15.4	10.8	4.2	7.1	1.45	-33.1	.291	616	223	2	5	3	1
CHATWOOD, T.	ID	FARM	.0	7.20	6.48	43.2	16.6	10.8	4.3	9.7	2.88	-6.7	.300	120	46	2	4	1	0
COLOME, A.	ID	TY	.0	7.71	6.78	42.4	15.0	10.5	4.0	7.2	2.13	-20.4	.283	319	113	2	4	3	0
OVIEDO, L.	ID	TY	.0	8.04	8.04	43.4	17.8	12.9	4.0	7.8	1.44	-13.8	.352	151	62	1	3	0	0
BRADLEY, A.	ID	TY	.0	9.35	8.31	44.5	17.1	13.5	3.5	7.6	2.60	-24.5	.338	257	99	4	1	1	0
HOFFMAN, J.	ID	TY	4.7	9.86	8.49	46.3	19.0	14.3	4.1	10.9	2.73	-29.2	.352	305	125	0	4	4	0
FLORES, W.	ID	TY	.0	9.00	9.00	54.0	27.0	18.0	.0	.0	9.00	-.5	.400	6	3	0	1	0	0
INCIARTE, E.	ID	TY	.0	9.00	9.00	54.0	27.0	9.0	18.0	.0	9.00	-.5	.250	6	3	0	0	0	0
SEVERINO, P.	ID	TY	.0	9.00	9.00	45.0	27.0	9.0	18.0	.0	.00	-.5	.333	5	3	0	0	1	0
Innisfree Dukes			2.8	5.55	4.85	40.0	13.3	9.3	3.6	8.3	1.45	-125.2	.264	6358	2119	31	73	29	1

33 Players	Tm	Lg	AVG	G	AB	R	H	2B	3B	HR	TB	RBI	SO	BB	ASB	SB	CS	SBP	GDP
COLOME, A.	ID	TY	.400	46	10	0	4	0	1	0	6	2	1	1	0	0	0	-	0
SOTO, J.	ID	TY	.284	157	545	101	155	21	3	26	260	65	92	128	5	3	2	60.0	13
BLACKMON, C.	ID	TY	.282	140	536	82	151	18	1	20	231	68	99	48	10	5	5	50.0	4
ROSARIO, A.	ID	TY	.266	120	241	29	64	12	2	3	89	12	62	17	8	8	0	100.0	3
ABREU, J.	ID	TY	.265	159	589	72	156	28	4	33	291	119	129	53	1	1	0	100.0	27
FLORES, W.	ID	TY	.263	117	354	35	93	15	1	16	158	54	48	29	0	0	0	-	11
SEVERINO, P.	ID	TY	.248	111	339	25	84	15	1	8	125	36	94	29	0	0	0	-	6
ROJAS, M.	ID	TY	.243	140	489	52	119	30	2	9	180	41	74	35	16	14	2	87.5	13
SIERRA, M.	ID	TY	.229	108	201	20	46	6	0	0	52	12	56	17	21	20	1	95.2	3
d'ARNAUD, T.	ID	TY	.227	97	247	30	56	14	0	9	97	24	63	19	0	0	0	-	5
URSHELA, G.	ID	TY	.221	123	390	34	86	13	2	12	139	46	109	18	0	0	0	-	14
SMITH, D.	ID	TY	.211	137	460	35	97	21	0	10	148	39	114	25	1	1	0	100.0	15
HOLLAND, G.	ID	FARM	.200	43	10	0	2	1	0	0	3	0	3	1	0	0	0	-	0
WHEELER, Z.	ID	TY	.191	33	68	6	13	1	0	0	14	1	28	1	0	0	0	-	0
KIEBOOM, C.	ID	TY	.189	32	95	14	18	2	0	4	32	11	31	13	0	0	0	-	3
GUERRA, J.	ID	TY	.182	12	22	4	4	0	0	0	4	1	8	3	0	0	0	-	0
INCIARTE, E.	ID	TY	.174	75	69	5	12	0	1	2	20	6	17	3	2	0	2	.0	0
BOTE, D.	ID	TY	.159	108	295	22	47	8	4	7	84	26	84	27	0	0	0	-	19
VARGAS, I.	ID	FARM	.146	79	151	17	22	1	0	0	23	5	37	7	3	2	1	66.7	6
KELLER, B.	ID	TY	.143	17	28	2	4	0	0	0	4	0	11	0	0	0	0	-	1
OVIEDO, L.	ID	TY	.143	19	7	1	1	0	0	0	1	0	3	0	0	0	0	-	0
ALCANTARA, S.	ID	TY	.108	29	65	3	7	2	0	0	9	2	31	4	0	0	0	-	0
KEUCHEL, D.	ID	TY	.094	24	32	6	3	0	0	0	3	0	11	4	0	0	0	-	0
LOPEZ, J.	ID	TY	.091	26	44	5	4	0	0	0	4	5	10	3	0	0	0	-	0
JACKSON, A.	ID	TY	.090	84	67	4	6	3	0	0	9	0	45	7	0	0	0	-	0
HOFFMAN, J.	ID	TY	.063	16	16	1	1	0	0	0	1	0	1	1	0	0	0	-	0
TURNBULL, S.	ID	FARM	.000	9	15	0	0	0	0	0	0	0	5	1	0	0	0	-	0
GRATEROL, B.	ID	FARM	.000	19	6	1	0	0	0	0	0	0	3	1	0	0	0	-	0
SHAW, B.	ID	FARM	.000	69	6	0	0	0	0	0	0	0	3	0	0	0	0	-	0
MILLER, A.	ID	FARM	.000	44	5	0	0	0	0	0	0	0	2	0	0	0	0	-	0
CHATWOOD, T.	ID	FARM	.000	18	1	0	0	0	0	0	0	0	1	1	0	0	0	-	0
WISLER, M.	ID	TY	.000	38	3	0	0	0	0	0	0	0	1	0	0	0	0	-	0
BRADLEY, A.	ID	TY	.000	40	1	0	0	0	0	0	0	0	0	0	0	0	0	-	0
Innisfree Dukes			.232	2289	5407	606	1255	211	22	159	1987	575	1276	496	67	54	13	80.6	143



33 Players	Tm	Lg	AVG	OBP	SLG	OPS	ISO	SECA	TA	RCON	RC	RC/G	PA	IBB	HBP	SH	SF
COLOME, A.	ID	TY	.400	.455	.600	1.055	.200	.300	1.167	1.2	2.8	10.9	12	0	0	1	0
SOTO, J.	ID	TY	.284	.419	.477	.896	.193	.429	.965	49.0	117.0	7.7	676	5	0	0	3
BLACKMON, C.	ID	TY	.282	.359	.431	.790	.149	.239	.766	19.0	86.7	5.9	605	0	18	0	3
ROSARIO, A.	ID	TY	.266	.313	.369	.682	.104	.207	.633	1.2	29.5	4.4	259	0	0	0	1
ABREU, J.	ID	TY	.265	.347	.494	.841	.229	.321	.802	32.0	96.4	5.6	671	0	24	0	5
FLORES, W.	ID	TY	.263	.316	.446	.762	.184	.266	.688	7.8	48.1	4.7	386	0	0	0	3
SEVERINO, P.	ID	TY	.248	.305	.369	.674	.121	.206	.590	-2.4	38.6	4.0	370	0	0	0	2
ROJAS, M.	ID	TY	.243	.301	.368	.669	.125	.221	.608	-1.8	53.7	3.8	529	1	5	0	0
SIERRA, M.	ID	TY	.229	.286	.259	.545	.030	.209	.560	-4.5	18.2	3.1	220	0	0	0	2
d'ARNAUD, T.	ID	TY	.227	.284	.393	.676	.166	.243	.597	-2.2	27.1	3.7	268	1	1	0	1
URSHELA, G.	ID	TY	.221	.254	.356	.611	.136	.182	.494	-13.7	31.7	2.7	409	0	0	0	1
SMITH, D.	ID	TY	.211	.278	.322	.600	.111	.167	.513	-14.4	40.5	2.9	510	1	20	0	5
HOLLAND, G.	ID	FARM	.200	.273	.300	.573	.100	.200	.500	-.4	1.0	2.7	13	0	0	2	0
WHEELER, Z.	ID	TY	.191	.200	.206	.406	.015	.029	.273	-7.1	3.3	1.4	77	0	0	7	1
KIEBOOM, C.	ID	TY	.189	.297	.337	.634	.147	.284	.588	-1.6	9.8	3.3	111	0	2	0	1
GUERRA, J.	ID	TY	.182	.280	.182	.462	.000	.136	.389	-1.7	1.8	2.0	31	0	0	6	0
INCIARTE, E.	ID	TY	.174	.208	.290	.498	.116	.130	.390	-6.5	3.8	1.7	72	0	0	0	0
BOTE, D.	ID	TY	.159	.233	.285	.518	.125	.217	.423	-19.3	16.0	1.6	326	4	2	0	2
VARGAS, I.	ID	FARM	.146	.184	.152	.336	.007	.060	.235	-19.5	3.6	.7	158	0	0	0	0
KELLER, B.	ID	TY	.143	.143	.143	.286	.000	.000	.160	-4.2	.6	.5	34	0	0	6	0
OVIEDO, L.	ID	TY	.143	.143	.143	.286	.000	.000	.167	-1.0	.2	.7	8	0	0	1	0
ALCANTARA, S.	ID	TY	.108	.171	.138	.310	.031	.092	.241	-8.9	2.1	.9	76	0	1	6	0
KEUCHEL, D.	ID	TY	.094	.194	.094	.288	.000	.125	.241	-4.5	1.3	1.0	44	0	0	8	0
LOPEZ, J.	ID	TY	.091	.149	.091	.240	.000	.068	.175	-7.2	.9	.6	50	0	0	3	0
JACKSON, A.	ID	TY	.090	.237	.134	.372	.045	.149	.361	-7.2	2.9	1.3	80	0	6	0	0
HOFFMAN, J.	ID	TY	.063	.118	.063	.180	.000	.063	.133	-3.0	.3	.4	20	0	0	3	0
TURNBULL, S.	ID	FARM	.000	.063	.000	.063	.000	.067	.067	-3.4	.1	.2	20	0	0	4	0
GRATEROL, B.	ID	FARM	.000	.143	.000	.143	.000	.167	.167	-1.2	.0	.2	7	0	0	0	0
SHAW, B.	ID	FARM	.000	.000	.000	.000	.000	.000	.000	-1.5	.0	.0	6	0	0	0	0
MILLER, A.	ID	FARM	.000	.000	.000	.000	.000	.000	.000	-1.3	.0	.0	5	0	0	0	0
CHATWOOD, T.	ID	FARM	.000	.500	.000	.500	.000	1.000	1.000	.1	.3	3.5	3	0	0	1	0
WISLER, M.	ID	TY	.000	.000	.000	.000	.000	.000	.000	-8	.0	.0	3	0	0	0	0
BRADLEY, A.	ID	TY	.000	.000	.000	.000	.000	.000	.000	-.3	.0	.0	1	0	0	0	0
Innisfree Dukers			.232	.304	.367	.672	.135	.235	.607	-29.0	608.3	3.7	6060	12	79	48	30

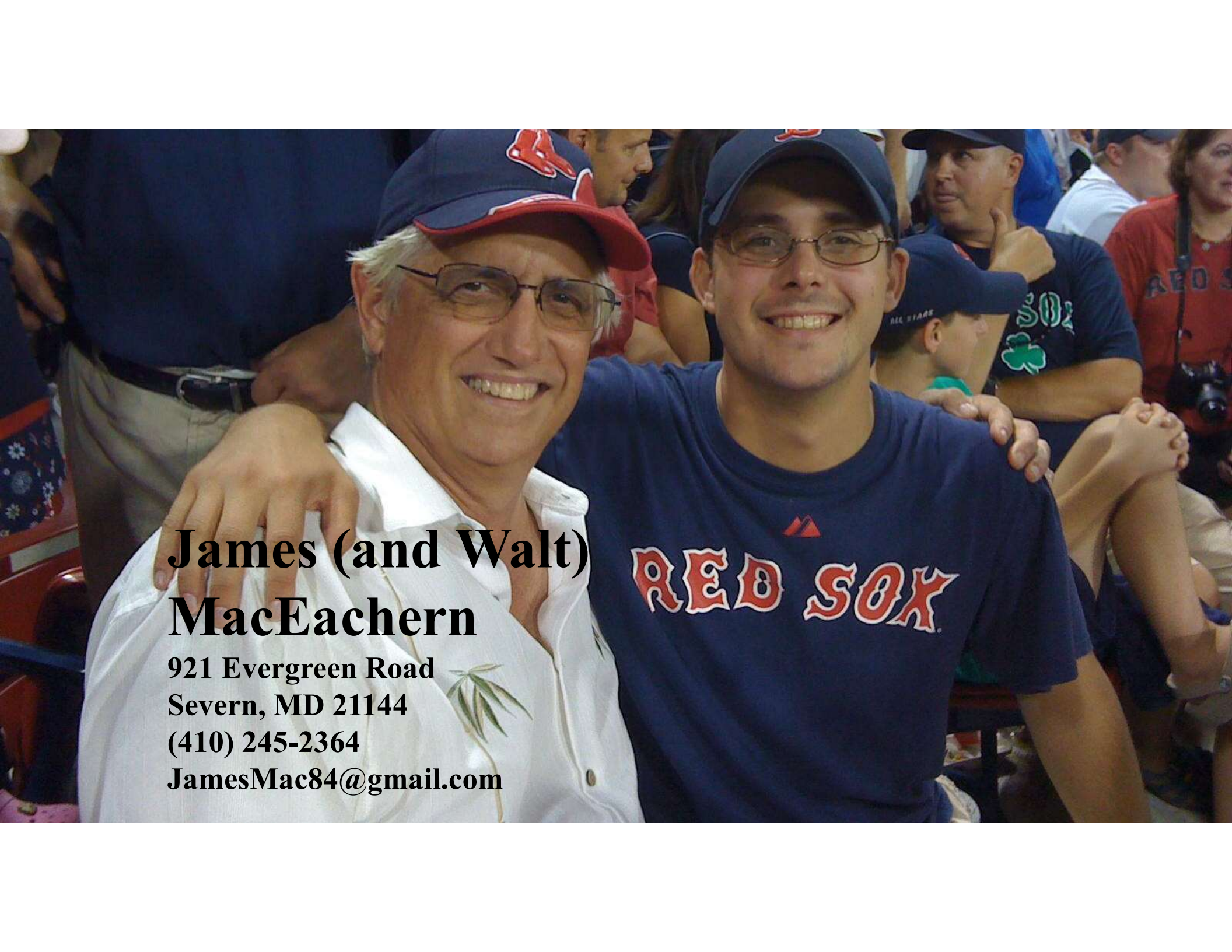


Scotsmen

EDINBURGH SCOTSMEN 2022 Opening Day Starting Lineup

1-Akil Baddoo, LF 2-Francisco Lindor, SS 3-Ozzie Albies, 2B 4-David Peralta, CF
5-Andrew Benintendi, RF 6-Trey Mancini, 1B 6-Yonny Hernandez, 3B 8-Kurt Suzuki, C
9-Tyler Glasnow, P





**James (and Walt)
MacEachern**

**921 Evergreen Road
Severn, MD 21144
(410) 245-2364
JamesMac84@gmail.com**

17 Pitchers	Tm	Lg	W	L	PCT	SV	ERA	G	GS	CG	SHO	QS	IP	H	R	ER	HR	SO	BB
GLASNOW, T.	ES	TY	7	5	.583	0	2.32	14	14	2	1	11	97.0	64	29	25	8	124	33
PADDACK, C.	ES	TY	9	5	.643	0	3.01	18	18	1	1	10	119.2	115	50	40	15	109	26
RYU, H.	ES	TY	12	10	.545	0	3.70	27	27	5	2	15	192.0	181	86	79	25	153	60
FARIA, J.	ES	TY	6	8	.429	0	4.50	22	21	2	0	9	140.0	164	83	70	18	105	49
SANTANA, E.	ES	TY	1	4	.200	3	4.56	38	1	0	0	0	47.1	40	25	24	11	33	18
MINTER, A.	ES	TY	1	1	.500	2	4.60	47	0	0	0	0	58.2	59	31	30	7	57	19
SPRINGS, J.	ES	TY	1	3	.250	3	4.99	32	0	0	0	0	48.2	40	27	27	10	60	24
TAYLOR, B.	ES	TY	4	4	.500	11	5.06	50	0	0	0	0	48.0	41	28	27	9	38	34
MACHADO, A.	ES	TY	0	5	.000	2	5.06	34	0	0	0	0	37.1	34	25	21	5	30	22
KARINCHAK, J.	ES	TY	1	2	.333	0	5.19	38	0	0	0	0	60.2	57	42	35	7	90	26
GARZA, R.	ES	TY	0	4	.000	1	5.19	22	0	0	0	0	34.2	47	25	20	1	35	15
WALKER, T.	ES	TY	3	17	.150	0	5.68	25	25	3	0	9	153.2	183	103	97	28	152	50
BARNES, C.	ES	TY	2	8	.200	0	6.16	29	17	1	0	5	115.1	162	89	79	16	114	51
WACHA, M.	ES	TY	7	12	.368	0	6.17	21	21	1	0	5	128.1	171	104	88	34	126	35
ABREU, A.	ES	TY	0	4	.000	0	6.86	29	0	0	0	0	39.1	49	34	30	7	38	26
KELLER, M.	ES	TY	4	12	.250	1	7.57	23	18	2	0	2	115.1	170	104	97	14	92	41
MATON, N.	ES	TY	0	0	-	0	27.00	1	0	0	0	0	.1	2	1	1	0	1	0
Edinburgh Scotsmen			58	104	.358	23	4.95	470	162	17	4	66	1436.1	1579	886	790	215	1357	529
17 Pitchers	Tm	Lg	SUP/9	R/9	ERA	BF/9	BR/9	H/9	BB/9	SO/9	HR/9	ERPT	OBA	BF	BR	IBB	HB	WP	BK
GLASNOW, T.	ES	TY	3.2	2.69	2.32	35.9	9.0	5.9	3.1	11.5	.74	18.8	.182	387	97	0	0	2	0
PADDACK, C.	ES	TY	4.7	3.76	3.01	37.7	10.9	8.6	2.0	8.2	1.13	14.1	.246	501	145	0	4	0	0
RYU, H.	ES	TY	4.6	4.03	3.70	38.2	11.5	8.5	2.7	7.2	1.17	7.7	.244	814	246	2	7	1	0
FARIA, J.	ES	TY	5.2	5.34	4.50	40.4	14.0	10.5	3.1	6.8	1.16	-6.8	.288	628	218	1	6	4	0
SANTANA, E.	ES	TY	.0	4.75	4.56	37.1	10.5	7.6	2.9	6.3	2.09	-2.6	.231	195	55	3	0	1	0
MINTER, A.	ES	TY	.0	4.76	4.60	38.2	12.0	9.1	2.6	8.7	1.07	-3.5	.260	249	78	2	2	0	0
SPRINGS, J.	ES	TY	.0	4.99	4.99	38.1	11.8	7.4	4.3	11.1	1.85	-5.0	.222	206	64	1	1	1	0
TAYLOR, B.	ES	TY	.0	5.25	5.06	39.8	13.1	7.7	5.4	7.1	1.69	-5.3	.238	212	70	5	0	0	0
MACHADO, A.	ES	TY	.0	6.03	5.06	42.4	14.0	8.2	4.8	7.2	1.21	-4.1	.227	176	58	2	4	1	0
KARINCHAK, J.	ES	TY	.0	6.23	5.19	38.9	12.2	8.5	3.7	13.4	1.04	-7.6	.247	262	82	1	0	1	0
GARZA, R.	ES	TY	.0	6.49	5.19	42.8	16.4	12.2	3.6	9.1	.26	-4.3	.320	165	63	1	2	0	0
WALKER, T.	ES	TY	3.0	6.03	5.68	40.2	13.8	10.7	2.8	8.9	1.64	-27.6	.292	687	236	2	5	1	0
BARNES, C.	ES	TY	4.3	6.95	6.16	43.4	16.7	12.6	3.7	8.9	1.25	-26.9	.330	556	214	4	5	0	0
WACHA, M.	ES	TY	4.8	7.29	6.17	42.0	15.0	12.0	2.4	8.8	2.38	-30.0	.313	599	214	1	9	5	0
ABREU, A.	ES	TY	.0	7.78	6.86	44.2	17.8	11.2	5.9	8.7	1.60	-12.2	.302	193	78	0	3	4	0
KELLER, M.	ES	TY	3.7	8.12	7.57	43.5	17.1	13.3	3.2	7.2	1.09	-44.9	.346	557	219	0	8	0	0
MATON, N.	ES	TY	.0	27.00	27.00	81.0	54.0	54.0	.0	27.0	.00	-8	.667	3	2	0	0	0	0
Edinburgh Scotsmen			3.1	5.55	4.95	40.0	13.4	9.9	3.2	8.5	1.35	-141.2	.276	6390	2139	25	56	21	0

34 Players	Tm	Lg	AVG	G	AB	R	H	2B	3B	HR	TB	RBI	SO	BB	ASB	SB	CS	SBP	GDP
MINTER, A.	ES	TY	.500	47	4	1	2	1	0	0	3	1	1	1	0	0	0	-	1
ABREU, A.	ES	TY	.333	29	6	1	2	0	0	0	2	0	2	0	0	0	0	-	0
ALBIES, O.	ES	TY	.268	162	627	93	168	41	6	24	293	95	135	51	19	17	2	89.5	6
SUZUKI, K.	ES	TY	.260	103	146	19	38	12	0	6	68	24	33	12	0	0	0	-	1
MANCINI, T.	ES	TY	.259	139	482	59	125	34	0	20	219	67	123	41	0	0	0	-	9
BENINTENDI, A.	ES	TY	.256	86	309	47	79	22	0	11	134	44	57	16	0	0	0	-	3
PERALTA, D.	ES	TY	.249	146	462	56	115	31	5	12	192	47	95	42	3	2	1	66.7	13
OLIVARES, E.	ES	TY	.245	45	94	10	23	3	0	4	38	17	22	5	0	0	0	-	0
BADDOO, A.	ES	TY	.243	90	251	45	61	11	4	7	101	29	73	33	8	7	1	87.5	2
CONFORTO, M.	ES	TY	.239	126	398	71	95	22	0	19	174	46	95	51	2	1	1	50.0	8
MATON, N.	ES	TY	.238	81	122	19	29	6	2	1	42	9	43	21	0	0	0	-	0
NAYLOR, J.	ES	TY	.238	95	282	30	67	13	1	15	127	41	53	11	1	1	0	100.0	4
VOIT, L.	ES	TY	.237	87	198	28	47	7	1	11	89	39	58	14	0	0	0	-	9
BARNES, C.	ES	TY	.235	29	34	2	8	0	0	0	8	3	13	3	0	0	0	-	1
LINDOR, F.	ES	TY	.228	138	478	73	109	26	0	17	186	49	100	57	12	9	3	75.0	9
WACHA, M.	ES	TY	.212	21	33	2	7	3	0	0	10	3	11	3	0	0	0	-	0
MAYFIELD, J.	ES	TY	.207	99	241	29	50	11	1	13	102	40	71	20	3	3	0	100.0	3
MOUSTAKAS, M.	ES	TY	.204	70	186	19	38	12	1	7	73	26	45	17	0	0	0	-	4
HERNANDEZ, Y.	ES	TY	.204	120	240	24	49	6	0	0	55	19	49	29	36	33	3	91.7	2
GLASNOW, T.	ES	TY	.200	14	30	1	6	1	0	1	10	1	12	1	0	0	0	-	0
SANTANA, E.	ES	TY	.200	38	5	0	1	0	0	0	1	0	1	0	0	0	0	-	0
RALEIGH, C.	ES	TY	.192	138	380	26	73	28	1	5	118	35	140	23	0	0	0	-	8
WALKER, T.	ES	TY	.174	25	46	2	8	0	0	0	8	2	22	0	0	0	0	-	0
BRADLEY, J.	ES	TY	.163	80	202	19	33	8	5	4	63	22	59	15	4	4	0	100.0	3
KELLER, M.	ES	TY	.125	23	32	1	4	0	0	0	4	0	9	4	0	0	0	-	0
FARIA, J.	ES	TY	.106	22	47	4	5	0	0	0	5	3	14	3	0	0	0	-	0
RYU, H.	ES	TY	.097	27	62	6	6	1	0	0	7	1	20	3	0	0	0	-	0
KARINCHAK, J.	ES	TY	.091	38	11	1	1	0	0	0	1	0	4	0	0	0	0	-	0
PADDACK, C.	ES	TY	.050	18	40	1	2	0	0	0	2	1	25	1	0	0	0	-	0
SPRINGS, J.	ES	TY	.000	32	11	1	0	0	0	0	0	0	2	0	0	0	0	-	0
SMITH, K.	ES	TY	.000	10	9	0	0	0	0	0	0	0	3	0	0	0	0	-	0
GARZA, R.	ES	TY	.000	22	6	0	0	0	0	0	0	0	3	0	0	0	0	-	0
MACHADO, A.	ES	TY	.000	34	3	0	0	0	0	0	0	0	2	0	0	0	0	-	0
TAYLOR, B.	ES	TY	.000	50	2	0	0	0	0	0	0	1	1	0	0	0	0	-	0
Edinburgh Scotsmen			.228	2284	5479	690	1251	299	27	177	2135	665	1396	477	88	77	11	87.5	86

34 Players	Tm	Lg	AVG	OBP	SLG	OPS	ISO	SECA	TA	RCON	RC	RC/G	PA	IBB	HBP	SH	SF
MINTER, A.	ES	TY	.500	.600	.750	1.350	.250	.500	1.333	1.1	1.3	11.7	5	0	0	0	0
ABREU, A.	ES	TY	.333	.333	.333	.667	.000	.000	.500	-.1	.8	3.4	8	0	0	2	0
ALBIES, O.	ES	TY	.268	.319	.467	.786	.199	.305	.773	23.1	97.8	5.5	687	5	0	0	9
SUZUKI, K.	ES	TY	.260	.343	.466	.809	.205	.288	.807	6.8	25.0	6.0	169	3	8	0	3
MANCINI, T.	ES	TY	.259	.320	.454	.774	.195	.280	.719	13.1	70.0	5.1	528	2	3	0	2
BENINTENDI, A.	ES	TY	.256	.291	.434	.724	.178	.230	.644	1.9	39.1	4.5	327	1	0	0	2
PERALTA, D.	ES	TY	.249	.316	.416	.731	.167	.260	.665	6.0	59.3	4.4	511	1	4	0	2
OLIVARES, E.	ES	TY	.245	.283	.404	.687	.160	.213	.606	-.7	11.1	4.2	99	0	0	0	0
BADDOO, A.	ES	TY	.243	.331	.402	.733	.159	.315	.736	5.8	36.6	5.1	287	1	1	0	2
CONFORTO, M.	ES	TY	.239	.348	.437	.785	.198	.327	.779	15.4	63.4	5.5	468	2	17	0	2
MATON, N.	ES	TY	.238	.354	.344	.698	.107	.279	.688	1.4	16.7	4.9	145	2	1	0	0
NAYLOR, J.	ES	TY	.238	.268	.450	.718	.213	.255	.639	.4	33.3	4.1	295	0	1	0	1
VOIT, L.	ES	TY	.237	.309	.449	.759	.212	.283	.688	4.1	25.5	4.3	220	0	7	0	1
BARNES, C.	ES	TY	.235	.297	.235	.533	.000	.088	.407	-1.8	2.6	2.3	41	0	0	4	0
LINDOR, F.	ES	TY	.228	.311	.389	.700	.161	.293	.667	3.1	59.7	4.2	541	4	2	0	4
WACHA, M.	ES	TY	.212	.278	.303	.581	.091	.182	.500	-1.3	3.4	2.7	44	0	0	8	0
MAYFIELD, J.	ES	TY	.207	.274	.423	.698	.216	.311	.660	.3	29.1	4.0	266	0	3	0	2
MOUSTAKAS, M.	ES	TY	.204	.272	.392	.664	.188	.280	.599	-2.4	19.8	3.5	206	1	1	0	2
HERNANDEZ, Y.	ES	TY	.204	.302	.229	.531	.025	.271	.628	-3.5	23.5	3.2	278	0	6	0	3
GLASNOW, T.	ES	TY	.200	.226	.333	.559	.133	.167	.458	-1.6	2.4	2.4	34	0	0	3	0
SANTANA, E.	ES	TY	.200	.200	.200	.400	.000	.000	.250	-.5	.3	1.4	6	0	0	1	0
RALEIGH, C.	ES	TY	.192	.240	.311	.551	.118	.179	.451	-20.5	27.3	2.3	404	1	1	0	0
WALKER, T.	ES	TY	.174	.255	.174	.429	.000	.000	.342	-4.2	2.5	1.7	53	0	5	2	0
BRADLEY, J.	ES	TY	.163	.241	.312	.553	.149	.243	.512	-9.7	16.2	2.5	224	0	6	0	1
KELLER, M.	ES	TY	.125	.222	.125	.347	.000	.125	.286	-3.8	1.6	1.2	42	0	0	6	0
FARIA, J.	ES	TY	.106	.160	.106	.266	.000	.064	.190	-7.2	1.0	.6	51	0	0	1	0
RYU, H.	ES	TY	.097	.138	.113	.251	.016	.065	.179	-9.9	1.4	.6	71	0	0	6	0
KARINCHAK, J.	ES	TY	.091	.091	.091	.182	.000	.000	.100	-2.0	.1	.2	11	0	0	0	0
PADDACK, C.	ES	TY	.050	.073	.050	.123	.000	.025	.079	-8.3	.2	.2	43	0	0	2	0
SPRINGS, J.	ES	TY	.000	.000	.000	.000	.000	.000	.000	-2.8	.0	.0	11	0	0	0	0
SMITH, K.	ES	TY	.000	.000	.000	.000	.000	.000	.000	-2.3	.0	.0	10	0	0	1	0
GARZA, R.	ES	TY	.000	.000	.000	.000	.000	.000	.000	-1.5	.0	.0	6	0	0	0	0
MACHADO, A.	ES	TY	.000	.000	.000	.000	.000	.000	.000	-.8	.0	.0	3	0	0	0	0
TAYLOR, B.	ES	TY	.000	.000	.000	.000	.000	.000	.000	-.5	.0	.0	2	0	0	0	0
Edinburgh Scotsmen			.228	.296	.390	.686	.161	.260	.637	-2.7	653.8	4.0	6096	23	66	36	36

ATLANTIC



DIVISION

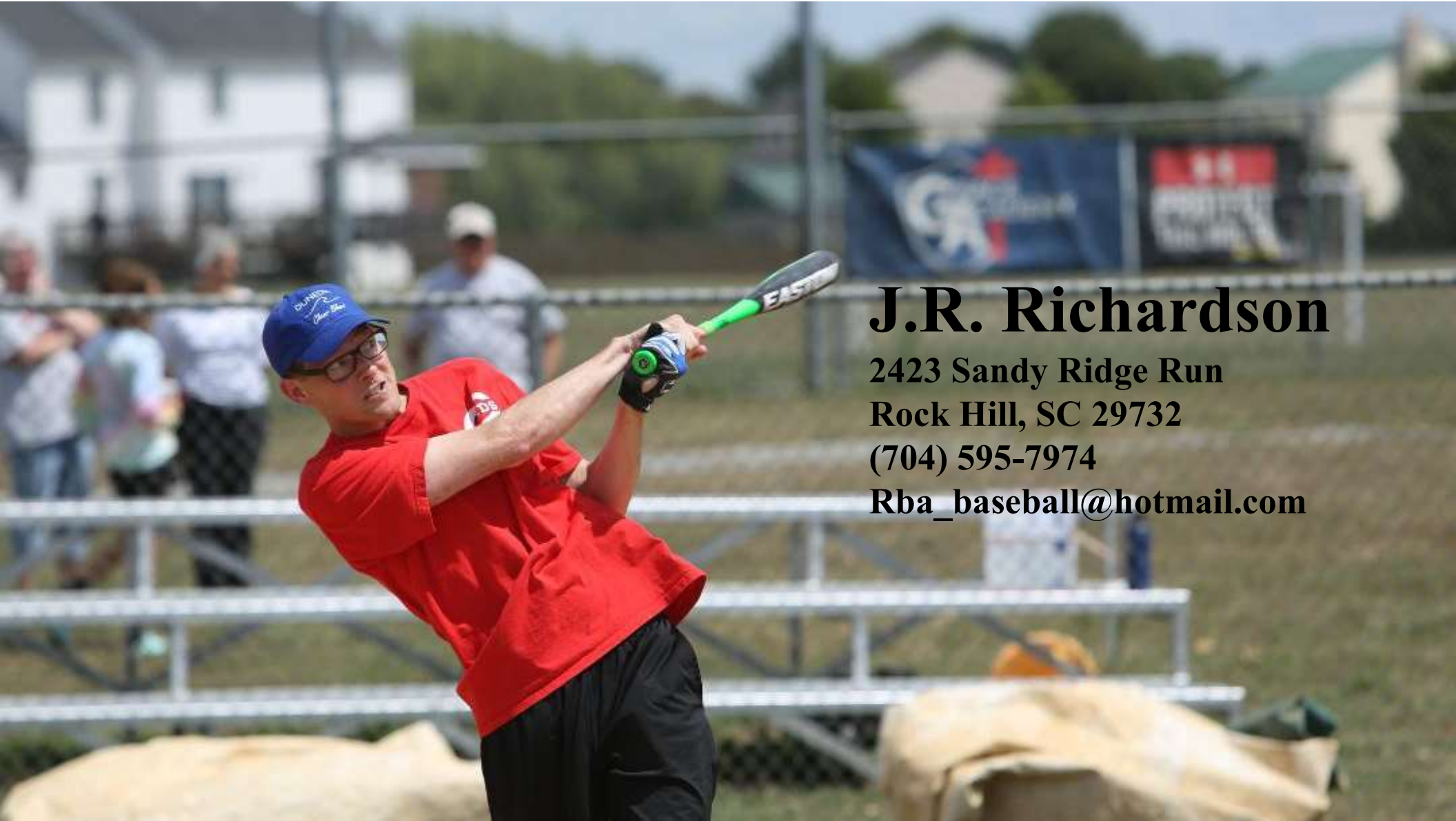
ROOSTERS



**ROCHESTER
CHEETAHS
2022 Opening Day
Starting Lineup**

**1-Jose Altuve, 2B 2-AJ Pollock, RF 3-Bryce Harper, CF
4-Frank Schwindel, 1B 5-Shohei Ohtani, LF 6-Mitch Garver, C
7-Justin Turner, 3B 8-Ramon Urias, SS 9-Charlie Morton, P**





J.R. Richardson

2423 Sandy Ridge Run

Rock Hill, SC 29732

(704) 595-7974

Rba_baseball@hotmail.com

20 Pitchers		Tm	Lg	W	L	PCT	SV	ERA	G	GS	CG	SHO	QS	IP	H	R	ER	HR	SO	BB
WEBB, J.				0	0	-	0	.00	5	0	0	0	0	3.2	5	0	0	0	3	0
PLAWECKI, K.	RO	TY		0	0	-	0	.00	1	0	0	0	0	1.0	1	0	0	0	0	0
BARAGAR, C.	RO	TY		1	2	.333	3	1.07	35	0	0	0	0	25.1	17	3	3	1	16	12
OHTANI, S.	RO	TY		13	2	.867	0	2.03	18	18	11	3	12	151.0	88	38	34	18	205	53
ALVAREZ, J.	RO	TY		5	2	.714	19	2.04	70	0	0	0	0	79.1	52	18	18	8	56	18
KITTREDGE, A.	RO	TY		5	3	.625	16	2.21	65	1	0	0	0	85.1	41	22	21	11	82	16
KIM, K.	RO	TY		13	3	.813	0	2.62	23	23	2	2	10	127.1	82	41	37	11	101	44
JOHNSON, P.	RO	TY		5	4	.556	0	2.86	58	0	0	0	0	63.0	48	25	20	12	80	33
CABRERA, A.	RO	TY		0	0	-	0	3.00	3	0	0	0	0	3.0	1	2	1	0	1	2
DUFFEY, T.	RO	TY		6	2	.750	0	3.07	60	0	0	0	0	67.1	58	30	23	8	65	24
MORTON, C.	RO	TY		21	3	.875	0	3.13	37	37	2	1	17	215.2	153	82	75	24	217	77
PERALTA, W.	RO	TY		8	3	.727	0	3.38	22	20	0	0	9	112.0	96	45	42	15	90	45
BOXBERGER, B.	RO	TY		5	1	.833	2	3.44	58	0	0	0	0	73.1	56	35	28	10	93	27
LITTELL, Z.	RO	TY		7	4	.636	4	3.62	57	0	0	0	0	69.2	47	31	28	7	73	28
PERALTA, W.	RO	TY		3	5	.375	1	3.63	45	0	0	0	0	44.2	37	22	18	6	34	22
DIEKMAN, J.	RO	TY		1	0	1.000	0	4.44	17	0	0	0	0	24.1	22	12	12	4	26	13
CARRASCO, C.	RO	TY		2	1	.667	1	5.59	14	7	0	0	1	38.2	43	26	24	3	29	18
MINOR, M.	RO	TY		9	12	.429	0	5.71	35	35	2	1	8	171.2	206	112	109	32	164	59
ANDERSON, B.	RO	TY		5	6	.455	0	6.60	21	21	0	0	5	92.2	119	72	68	17	67	28
TURNER, J.	RO	TY		0	0	-	0	9.00	1	0	0	0	0	2.0	3	2	2	1	0	1
Rochester Cheetahs				109	53	.673	46	3.49	645	162	17	7	62	1451.0	1175	618	563	188	1402	520
20 Pitchers		Tm	Lg	SUP/9	R/9	ERA	BF/9	BR/9	H/9	BB/9	SO/9	HR/9	ERPT	OBA	BF	BR	IBB	HB	WP	BK
WEBB, J.				.0	.00	.00	39.3	12.3	12.3	.0	7.4	.00	1.7	.313	16	5	0	0	0	0
PLAWECKI, K.	RO	TY		.0	.00	.00	36.0	9.0	9.0	.0	.0	.00	.5	.250	4	1	0	0	0	0
BARAGAR, C.	RO	TY		.0	1.07	1.07	36.2	11.0	6.0	4.3	5.7	.36	8.4	.195	102	31	0	2	0	0
OHTANI, S.	RO	TY		4.5	2.26	2.03	35.3	8.2	5.2	3.0	12.2	1.07	34.2	.164	593	138	3	0	1	1
ALVAREZ, J.	RO	TY		.0	2.04	2.04	33.8	7.8	5.9	1.9	6.4	.91	17.8	.186	298	69	1	0	1	0
KITTREDGE, A.	RO	TY		.0	2.32	2.21	32.6	5.9	4.3	1.3	8.6	1.16	17.5	.143	309	56	4	3	2	0
KIM, K.	RO	TY		8.3	2.90	2.62	35.8	9.2	5.8	2.9	7.1	.78	20.5	.181	507	130	3	7	3	0
JOHNSON, P.	RO	TY		.0	3.57	2.86	38.7	11.4	6.9	4.3	11.4	1.71	8.5	.207	271	80	3	2	2	0
CABRERA, A.	RO	TY		.0	6.00	3.00	42.0	9.0	3.0	6.0	3.0	.00	.4	.083	14	3	0	0	0	1
DUFFEY, T.	RO	TY		.0	4.01	3.07	38.9	10.8	7.8	2.4	8.7	1.07	7.4	.226	291	81	6	5	0	0
MORTON, C.	RO	TY		6.0	3.42	3.13	36.5	10.1	6.4	3.2	9.1	1.00	22.4	.198	874	243	1	14	1	0
PERALTA, W.	RO	TY		5.1	3.62	3.38	38.3	11.4	7.7	3.4	7.2	1.21	8.6	.226	477	142	3	4	0	0
BOXBERGER, B.	RO	TY		.0	4.30	3.44	37.1	10.7	6.9	3.2	11.4	1.23	5.1	.211	302	87	1	5	1	0
LITTELL, Z.	RO	TY		.0	4.00	3.62	36.6	9.9	6.1	3.6	9.4	.90	3.5	.186	283	77	0	2	0	0
PERALTA, W.	RO	TY		.0	4.43	3.63	39.9	12.5	7.5	4.4	6.9	1.21	2.2	.214	198	62	0	3	0	0
DIEKMAN, J.	RO	TY		.0	4.44	4.44	38.8	12.9	8.1	4.8	9.6	1.48	-1.0	.239	105	35	0	0	0	0
CARRASCO, C.	RO	TY		5.4	6.05	5.59	40.0	14.2	10.0	4.2	6.8	.70	-6.5	.285	172	61	0	0	0	0
MINOR, M.	RO	TY		6.3	5.87	5.71	40.3	14.1	10.8	3.1	8.6	1.68	-31.5	.296	769	268	0	3	2	0
ANDERSON, B.	RO	TY		6.2	6.99	6.60	41.6	14.6	11.6	2.4	6.5	1.65	-26.1	.306	428	150	3	6	0	0
TURNER, J.	RO	TY		.0	9.00	9.00	40.5	18.0	13.5	4.5	.0	4.50	-1.1	.375	9	4	0	0	0	0
Rochester Cheetahs				3.8	3.83	3.49	37.4	10.7	7.3	3.1	8.7	1.17	92.5	.218	6022	1723	28	56	13	2


35 Players	Tm	Lg	AVG	G	AB	R	H	2B	3B	HR	TB	RBI	SO	BB	ASB	SB	CS	SBP	GDP
CONTRERAS, W.	RO	TY	.348	57	141	23	49	10	0	7	80	29	38	21	0	0	0	-	3
POLLOCK, A.	RO	TY	.314	131	363	79	114	24	4	23	215	73	79	24	16	13	3	81.3	6
PLAWECKI, K.	RO	TY	.313	53	134	17	42	6	0	2	54	16	21	5	0	0	0	-	2
SOLANO, D.	RO	TY	.305	91	164	31	50	8	0	4	70	20	24	14	0	0	0	-	3
TELLEZ, R.	RO	TY	.304	97	260	43	79	13	3	13	137	54	66	21	0	0	0	-	7
URIAS, R.	RO	TY	.304	112	224	32	68	14	0	5	97	29	63	16	1	0	1	.0	0
HARPER, B.	RO	TY	.299	143	492	112	147	35	0	39	299	85	145	63	20	16	4	80.0	12
TURNER, J.	RO	TY	.295	150	509	90	150	29	0	22	245	74	86	67	4	4	0	100.0	10
CRAWFORD, B.	RO	TY	.294	152	483	93	142	25	3	29	260	95	92	39	19	18	1	94.7	5
NIMMO, B.	RO	TY	.293	113	311	61	91	16	1	10	139	39	70	57	8	2	6	25.0	2
KITTREDGE, A.	RO	TY	.286	65	7	1	2	0	0	0	2	0	1	0	0	0	0	-	1
OHTANI, S.	RO	TY	.285	157	547	121	156	23	9	47	338	126	179	88	47	33	14	70.2	6
SCHWINDEL, F.	RO	TY	.275	82	218	33	60	11	0	13	110	37	32	18	1	1	0	100.0	5
GARVER, M.	RO	TY	.274	77	186	35	51	23	0	11	107	37	62	19	0	0	0	-	5
HERNANDEZ, Y.	RO	TY	.254	103	260	30	66	12	0	6	96	42	65	19	7	7	0	100.0	7
ALTUVE, J.	RO	TY	.250	158	559	93	140	29	1	33	270	91	114	56	10	8	2	80.0	11
CABRERA, A.	RO	TY	.250	58	136	14	34	5	0	2	45	21	33	13	1	1	0	100.0	1
DUFFEY, T.	RO	TY	.200	60	5	1	1	0	0	0	1	0	1	0	0	0	0	-	0
CASALI, C.	RO	TY	.183	73	153	15	28	7	1	1	40	8	55	21	0	0	0	-	2
MINOR, M.	RO	TY	.179	35	56	2	10	1	0	0	11	6	17	4	0	0	0	-	1
SHAW, T.	RO	TY	.167	55	120	14	20	3	0	4	35	15	45	15	0	0	0	-	3
BOXBERGER, B.	RO	TY	.167	58	6	1	1	0	0	0	1	0	3	1	0	0	0	-	0
KIM, K.	RO	TY	.159	23	44	4	7	0	0	0	7	6	16	1	0	0	0	-	0
MAZARA, N.	RO	TY	.152	41	79	8	12	1	0	1	16	9	21	7	0	0	0	-	3
ANDERSON, B.	RO	TY	.114	21	35	1	4	0	0	0	4	1	11	0	0	0	0	-	2
PERALTA, W.	RO	TY	.083	22	36	1	3	0	0	0	3	1	15	2	0	0	0	-	1
MORTON, C.	RO	TY	.070	37	71	2	5	1	0	0	6	1	34	0	0	0	0	-	0
CARRASCO, C.	RO	TY	.000	14	9	0	0	0	0	0	0	0	5	1	0	0	0	-	0
PERALTA, W.	RO	TY	.000	45	3	0	0	0	0	0	0	0	3	1	0	0	0	-	0
JOHNSON, P.	RO	TY	.000	58	5	0	0	0	0	0	0	0	0	0	0	0	0	-	1
ALVAREZ, J.	RO	TY	.000	70	4	0	0	0	0	0	0	0	2	0	0	0	0	-	0
LITTELL, Z.	RO	TY	.000	57	4	0	0	0	0	0	0	0	2	0	0	0	0	-	0
DIEKMAN, J.	RO	TY	.000	17	1	2	0	0	0	0	0	0	0	2	0	0	0	-	0
BARAGAR, C.	RO	TY	-	35	0	0	0	0	0	0	0	0	0	0	0	0	0	-	0
WEBB, J.			-	5	0	0	0	0	0	0	0	0	0	0	0	0	0	-	0
Rochester Cheetahs			.272	2525	5625	959	1532	296	22	272	2688	915	1400	595	134	103	31	76.9	99

35 Players	Tm	Lg	AVG	OBP	SLG	OPS	ISO	SECA	TA	RCON	RC	RC/G	PA	IBB	HBP	SH	SF
CONTRERAS, W.	RO	TY	.348	.433	.567	1.000	.220	.369	1.074	16.8	35.8	10.1	164	0	1	0	1
POLLOCK, A.	RO	TY	.314	.370	.592	.963	.278	.372	1.012	35.2	80.2	8.4	398	1	9	0	1
PLAWECKI, K.	RO	TY	.313	.338	.403	.741	.090	.127	.638	2.2	18.3	5.2	142	0	1	0	2
SOLANO, D.	RO	TY	.305	.368	.427	.795	.122	.207	.744	6.6	26.4	6.0	183	0	3	1	1
TELLEZ, R.	RO	TY	.304	.358	.527	.885	.223	.304	.856	17.3	48.4	6.8	289	0	3	1	4
URIAS, R.	RO	TY	.304	.361	.433	.794	.129	.196	.745	7.7	36.4	6.3	244	0	4	0	0
HARPER, B.	RO	TY	.299	.379	.608	.987	.309	.461	1.055	54.1	114.1	8.4	563	4	3	1	4
TURNER, J.	RO	TY	.295	.392	.481	.873	.187	.326	.900	38.4	101.3	7.3	598	1	16	3	3
CRAWFORD, B.	RO	TY	.294	.344	.538	.882	.244	.360	.914	35.2	93.3	7.2	526	4	0	0	4
NIMMO, B.	RO	TY	.293	.402	.447	.849	.154	.325	.873	18.4	59.4	6.9	372	0	1	1	2
KITTREDGE, A.	RO	TY	.286	.286	.286	.571	.000	.000	.333	-.3	.3	1.3	7	0	0	0	0
OHTANI, S.	RO	TY	.285	.384	.618	1.002	.333	.528	1.122	62.3	133.8	8.7	641	4	2	0	4
SCHWINDEL, F.	RO	TY	.275	.335	.505	.839	.229	.317	.804	11.0	36.2	6.0	239	4	2	0	1
GARVER, M.	RO	TY	.274	.341	.575	.917	.301	.403	.900	14.1	35.4	6.8	205	1	0	0	0
HERNANDEZ, Y.	RO	TY	.254	.304	.369	.673	.115	.215	.607	-.1	29.3	3.9	282	1	0	2	1
ALTUVE, J.	RO	TY	.250	.318	.483	.801	.233	.343	.773	20.8	85.9	5.3	617	0	0	0	2
CABRERA, A.	RO	TY	.250	.331	.331	.662	.081	.184	.612	-.4	16.6	4.2	158	0	4	4	1
DUFFEY, T.	RO	TY	.200	.200	.200	.400	.000	.000	.250	-.5	.2	1.4	5	0	0	0	0
CASALI, C.	RO	TY	.183	.298	.261	.559	.078	.216	.512	-6.2	13.5	2.8	181	0	4	3	0
MINOR, M.	RO	TY	.179	.233	.196	.430	.018	.089	.319	-5.2	3.1	1.5	68	0	0	8	0
SHAW, T.	RO	TY	.167	.259	.292	.551	.125	.250	.485	-6.1	9.3	2.4	138	1	0	2	0
BOXBERGER, B.	RO	TY	.167	.286	.167	.452	.000	.167	.400	-.5	.5	2.0	9	0	0	2	0
KIM, K.	RO	TY	.159	.188	.159	.347	.000	.023	.243	-5.4	1.8	1.2	52	0	1	4	2
MAZARA, N.	RO	TY	.152	.218	.203	.421	.051	.139	.329	-7.6	3.4	1.3	87	0	0	0	1
ANDERSON, B.	RO	TY	.114	.114	.114	.229	.000	.000	.121	-5.9	.3	.2	37	0	0	2	0
PERALTA, W.	RO	TY	.083	.132	.083	.215	.000	.056	.147	-6.2	.5	.4	41	0	0	3	0
MORTON, C.	RO	TY	.070	.069	.085	.154	.014	.014	.091	-13.9	.7	.2	81	0	0	9	1
CARRASCO, C.	RO	TY	.000	.100	.000	.100	.000	.111	.111	-1.9	.1	.3	13	0	0	3	0
PERALTA, W.	RO	TY	.000	.250	.000	.250	.000	.333	.333	-.4	.3	1.2	7	0	0	3	0
JOHNSON, P.	RO	TY	.000	.000	.000	.000	.000	.000	.000	-1.3	-.0	-.0	5	0	0	0	0
ALVAREZ, J.	RO	TY	.000	.000	.000	.000	.000	.000	.000	-1.0	.0	.0	4	0	0	0	0
LITTELL, Z.	RO	TY	.000	.000	.000	.000	.000	.000	.000	-1.0	.0	.0	4	0	0	0	0
DIEKMAN, J.	RO	TY	.000	.667	.000	.667	.000	2.000	2.000	.4	.3	9.4	3	0	0	0	0
BARAGAR, C.	RO	TY	-	-	-	-	-	-	-	.0	.0	.0	1	0	0	1	0
WEBB, J.			-	-	-	-	-	-	-	.0	-	-	0	0	0	0	0
Rochester Cheetahs			.272	.346	.478	.824	.206	.324	.815	276.6	951.2	6.0	6364	21	54	53	35



Wrecking Crew

1-Bryan Reynolds, CF 2-Jose Ramirez, 3B 3-Ketel Marte, 2B 4-Darin Ruf, RF 5-Freddie Freeman, 1B 6-Austin Slater, LF 7-Yermin Mercedes 8-Jose Iglesias, SS 9-Lance Lynn, P



**WEST COAST WRECKING CREW
2022 Opening Day Starting Lineup**



LJ Honeycutt

(530) 519-2167


ljhoneycutt@hotmail.com

20 Pitchers	Tm	Lg	W	L	PCT	SV	ERA	G	GS	CG	SHO	QS	IP	H	R	ER	HR	SO	BB
ZAVALA, S.	WC	TY	0	0	-	0	.00	1	0	0	0	0	2.0	4	3	0	0	3	0
SMITH, R.			1	1	.500	0	2.12	3	3	0	0	2	17.0	19	4	4	3	13	5
BRUIHL, J.	WC	TY	0	1	.000	2	2.55	20	1	0	0	0	24.2	19	8	7	4	27	6
DOVAL, C.	WC	TY	2	0	1.000	0	3.00	30	0	0	0	0	30.0	25	12	10	2	33	12
BOYD, M.	WC	TY	5	2	.714	0	3.05	19	13	0	0	7	88.2	71	40	30	4	84	31
BARLOW, S.	WC	TY	7	6	.538	37	3.07	73	0	0	0	0	82.0	52	31	28	8	79	33
LYNN, L.	WC	TY	14	10	.583	2	3.27	30	26	2	1	18	181.2	128	70	66	25	178	56
MORGAN, E.	WC	TY	8	2	.800	0	3.41	18	16	1	0	9	103.0	113	40	39	17	82	19
STEELE, J.	WC	TY	5	2	.714	0	3.82	22	10	0	0	6	73.0	77	33	31	12	71	23
FAMILIA, J.	WC	TY	4	4	.500	2	3.99	62	0	0	0	0	65.1	72	34	29	5	70	25
ALLARD, K.	WC	TY	12	5	.706	0	4.12	26	25	1	1	13	146.1	150	70	67	21	125	36
GARCIA, Y.	WC	TY	8	4	.667	4	4.13	46	0	0	0	0	61.0	64	29	28	7	58	23
CLIPPARD, T.	WC	TY	0	3	.000	1	4.30	23	0	0	0	0	29.1	28	15	14	6	21	11
SIMS, L.	WC	TY	5	2	.714	3	4.72	49	0	0	0	0	55.1	58	31	29	6	71	18
GOMBER, A.	WC	TY	6	4	.600	0	4.75	24	22	1	1	12	121.1	145	75	64	13	110	32
GALLEN, Z.	WC	TY	7	7	.500	0	4.90	25	25	2	1	9	137.2	155	82	75	20	179	43
WENDELKEN, J.	WC	TY	4	3	.571	3	5.10	48	0	0	0	0	47.2	62	27	27	2	40	16
WELLS, A.	WC	TY	3	4	.429	0	5.65	16	11	2	0	1	73.1	101	49	46	12	77	26
KRANICK, M.	WC	TY	3	2	.600	0	6.25	18	10	1	0	4	72.0	99	54	50	8	66	33
FOSTER, M.	WC	TY	3	3	.500	0	6.52	35	0	0	0	0	49.2	73	40	36	11	45	27
West Coast Wrecking Crew			97	65	.599	54	4.19	588	162	10	4	81	1461.0	1515	747	680	186	1432	475

20 Pitchers	Tm	Lg	SUP/9	R/9	ERA	BF/9	BR/9	H/9	BB/9	SO/9	HR/9	ERPT	OBA	BF	BR	IBB	HB	WP	BK
ZAVALA, S.	WC	TY	.0	13.50	.00	45.0	18.0	18.0	.0	13.5	.00	.9	.444	10	4	0	0	0	0
SMITH, R.			3.7	2.12	2.12	38.1	12.7	10.1	2.6	6.9	1.59	3.7	.292	72	24	0	0	0	0
BRUIHL, J.	WC	TY	1.1	2.92	2.55	36.5	10.2	6.9	2.2	9.9	1.46	4.1	.211	100	28	0	3	0	0
DOVAL, C.	WC	TY	.0	3.60	3.00	37.5	11.7	7.5	3.6	9.9	.60	3.6	.227	125	39	0	2	1	0
BOYD, M.	WC	TY	4.0	4.06	3.05	38.5	10.8	7.2	3.0	8.5	.41	10.1	.212	379	106	1	5	4	0
BARLOW, S.	WC	TY	.0	3.40	3.07	36.9	10.1	5.7	3.6	8.7	.88	9.0	.178	336	92	0	7	2	0
LYNN, L.	WC	TY	4.6	3.47	3.27	35.7	9.2	6.3	2.6	8.8	1.24	16.1	.197	721	185	4	5	4	0
MORGAN, E.	WC	TY	6.8	3.50	3.41	38.0	11.8	9.9	1.6	7.2	1.49	7.5	.276	435	135	1	4	0	2
STEELE, J.	WC	TY	4.7	4.07	3.82	38.7	12.8	9.5	2.8	8.8	1.48	2.0	.270	314	104	0	4	0	0
FAMILIA, J.	WC	TY	.0	4.68	3.99	39.9	13.2	9.9	3.2	9.6	.69	.5	.275	290	96	2	1	2	0
ALLARD, K.	WC	TY	5.7	4.31	4.12	37.8	11.7	9.2	2.2	7.7	1.29	-.9	.266	614	190	0	4	3	0
GARCIA, Y.	WC	TY	.0	4.28	4.13	39.2	12.8	9.4	3.2	8.6	1.03	-.4	.267	266	87	1	1	1	0
CLIPPARD, T.	WC	TY	.0	4.60	4.30	38.4	12.3	8.6	3.1	6.4	1.84	-.7	.252	125	40	1	2	1	0
SIMS, L.	WC	TY	.0	5.04	4.72	38.7	12.2	9.4	2.8	11.5	.98	-4.0	.265	238	75	1	0	3	0
GOMBER, A.	WC	TY	6.4	5.56	4.75	40.1	13.4	10.8	2.4	8.2	.96	-9.2	.291	541	181	0	4	0	0
GALLEN, Z.	WC	TY	4.4	5.36	4.90	40.0	13.4	10.1	2.7	11.7	1.31	-12.8	.280	612	205	2	9	1	0
WENDELKEN, J.	WC	TY	.0	5.10	5.10	41.2	14.3	11.7	2.6	7.6	.38	-5.5	.312	218	76	2	0	1	0
WELLS, A.	WC	TY	3.9	6.01	5.65	42.0	15.7	12.4	3.2	9.4	1.47	-12.9	.323	342	128	0	1	0	0
KRANICK, M.	WC	TY	6.1	6.75	6.25	43.9	16.9	12.4	4.0	8.3	1.00	-17.5	.318	351	135	1	4	2	0
FOSTER, M.	WC	TY	.0	7.25	6.52	43.9	18.3	13.2	4.7	8.2	1.99	-13.6	.349	242	101	1	2	1	0
West Coast Wrecking Crew			3.6	4.60	4.19	39.0	12.5	9.3	2.8	8.8	1.15	-20.0	.265	6331	2031	17	58	26	2

37 Players	Tm	Lg	AVG	G	AB	R	H	2B	3B	HR	TB	RBI	SO	BB	ASB	SB	CS	SBP	GDP
FOSTER, M.	WC	TY	.500	35	8	2	4	0	0	0	4	3	3	2	0	0	0	-	0
MARTE, K.	WC	TY	.342	95	342	55	117	30	3	16	201	55	60	27	5	3	2	60.0	7
SIMS, L.	WC	TY	.333	49	3	0	1	0	0	0	1	0	1	0	0	0	0	-	0
REYNOLDS, B.	WC	TY	.316	149	585	118	185	35	5	29	317	86	130	61	11	7	4	63.6	5
GRANDAL, Y.	WC	TY	.310	98	274	66	85	16	0	21	164	54	77	72	0	0	0	-	5
MERCEDES, Y.	WC	TY	.298	91	262	26	78	14	0	12	128	40	45	19	0	0	0	-	7
FREEMAN, F.	WC	TY	.290	159	639	105	185	18	1	37	316	106	124	68	10	7	3	70.0	8
LEWIS, K.	WC	TY	.285	58	130	19	37	4	0	4	53	15	29	14	4	2	2	50.0	1
SCHOOP, J.	WC	TY	.276	109	431	65	119	19	1	17	191	61	87	28	5	3	2	60.0	10
NAQUIN, T.	WC	TY	.271	116	384	54	104	19	2	20	187	62	94	25	8	7	1	87.5	3
RUF, D.	SS	TY	.270	36	89	15	24	7	0	7	52	16	21	12	0	0	0	-	6
IGLESIAS, J.	WC	TY	.255	128	388	41	99	18	1	8	143	34	95	24	4	3	1	75.0	6
SLATER, A.	WC	TY	.253	115	273	39	69	15	1	16	134	51	65	18	16	12	4	75.0	7
RAMIREZ, J.	WC	TY	.246	145	541	100	133	20	5	41	286	109	96	61	29	28	1	96.6	8
BROWN, S.	WC	TY	.234	88	222	34	52	9	0	16	109	39	71	13	1	1	0	100.0	5
ZAVALA, S.	WC	TY	.229	54	105	17	24	3	0	8	51	16	48	8	0	0	0	-	2
DIAZ, A.	WC	TY	.220	110	255	33	56	13	0	8	93	32	52	19	0	0	0	-	5
MILLER, O.	WC	TY	.216	45	97	12	21	4	0	3	34	8	29	4	0	0	0	-	1
MORGAN, E.	WC	TY	.188	18	32	4	6	1	0	1	10	5	12	6	0	0	0	-	1
AQUINO, A.	WC	TY	.176	61	102	18	18	6	0	4	36	11	42	22	4	4	0	100.0	1
ALCANTARA, S.	WC	TY	.172	69	174	14	30	3	0	4	45	13	61	17	2	1	1	50.0	2
GARCIA, Y.	WC	TY	.167	46	6	1	1	0	0	1	4	1	2	0	0	0	0	-	0
ALLARD, K.	WC	TY	.156	26	45	5	7	1	1	0	10	1	8	1	0	0	0	-	0
GALLEN, Z.	WC	TY	.152	25	46	5	7	2	0	0	9	0	25	1	0	0	0	-	1
WELLS, A.	WC	TY	.150	16	20	3	3	0	0	0	3	2	9	1	0	0	0	-	1
GOMBER, A.	WC	TY	.146	24	41	2	6	0	0	0	6	0	22	1	0	0	0	-	1
STEELE, J.	WC	TY	.136	22	22	1	3	0	0	0	3	2	5	0	0	0	0	-	3
BOYD, M.	WC	TY	.111	19	27	1	3	0	0	0	3	2	9	1	0	0	0	-	0
KRANICK, M.	WC	TY	.087	18	23	2	2	1	0	0	3	1	7	2	0	0	0	-	0
LYNN, L.	WC	TY	.086	30	58	3	5	1	0	0	6	2	18	3	0	0	0	-	1
BARLOW, S.	WC	TY	.000	73	5	1	0	0	0	0	0	0	1	1	0	0	0	-	0
SMITH, R.			.000	3	6	0	0	0	0	0	0	0	3	0	0	0	0	-	0
WENDELKEN, J.	WC	TY	.000	48	4	0	0	0	0	0	0	0	1	0	0	0	0	-	0
BRUIHL, J.	WC	TY	.000	20	4	0	0	0	0	0	0	0	1	0	0	0	0	-	1
FAMILIA, J.	WC	TY	.000	62	2	0	0	0	0	0	0	0	2	0	0	0	0	-	0
CLIPPARD, T.	WC	TY	.000	23	1	0	0	0	0	0	0	0	1	0	0	0	0	-	0
DOVAL, C.	WC	TY	.000	30	1	0	0	0	0	0	0	0	1	0	0	0	0	-	0
West Coast Wrecking Crew			.263	2313	5647	861	1484	259	20	273	2602	827	1357	531	99	78	21	78.8	98

37 Players	Tm	Lg	AVG	OBP	SLG	OPS	ISO	SECA	TA	RCON	RC	RC/G	PA	IBB	HBP	SH	SF
FOSTER, M.	WC	TY	.500	.600	.500	1.100	.000	.250	1.500	1.5	2.7	14.8	11	0	0	1	0
MARTE, K.	WC	TY	.342	.390	.588	.978	.246	.327	.991	33.4	77.1	8.8	372	0	1	0	2
SIMS, L.	WC	TY	.333	.333	.333	.667	.000	.000	.500	-0	.3	4.5	3	0	0	0	0
REYNOLDS, B.	WC	TY	.316	.382	.542	.924	.226	.335	.949	47.9	124.6	8.2	652	1	3	0	3
GRANDAL, Y.	WC	TY	.310	.458	.599	1.057	.288	.551	1.232	41.8	81.3	11.3	350	2	3	1	0
MERCEDES, Y.	WC	TY	.298	.346	.489	.835	.191	.263	.775	12.5	43.0	6.0	284	0	1	1	1
FREEMAN, F.	WC	TY	.290	.365	.495	.859	.205	.318	.858	38.4	118.3	6.9	716	4	8	0	1
LEWIS, K.	WC	TY	.285	.354	.408	.761	.123	.231	.729	3.2	19.6	5.3	148	1	1	1	2
SCHOOP, J.	WC	TY	.276	.321	.443	.764	.167	.234	.688	9.0	59.2	4.9	461	0	1	0	1
NAQUIN, T.	WC	TY	.271	.318	.487	.805	.216	.297	.785	15.3	61.7	5.8	418	3	4	0	5
RUF, D.	SS	TY	.270	.365	.584	.950	.315	.449	.930	8.4	17.1	6.4	104	2	2	0	1
IGLESIAS, J.	WC	TY	.255	.303	.369	.671	.113	.180	.584	-3.3	43.4	3.9	418	2	3	2	1
SLATER, A.	WC	TY	.253	.300	.491	.791	.238	.333	.767	8.9	38.3	4.8	294	0	1	1	1
RAMIREZ, J.	WC	TY	.246	.330	.529	.859	.283	.445	.918	37.9	100.4	6.5	612	5	8	0	2
BROWN, S.	WC	TY	.234	.280	.491	.771	.257	.320	.709	4.4	29.2	4.5	236	1	1	0	0
ZAVALA, S.	WC	TY	.229	.283	.486	.769	.257	.333	.711	2.0	14.1	4.6	113	0	0	0	0
DIAZ, A.	WC	TY	.220	.288	.365	.653	.145	.220	.578	-3.8	26.8	3.5	281	3	6	0	1
MILLER, O.	WC	TY	.216	.248	.351	.598	.134	.175	.494	-3.8	8.3	2.9	101	0	0	0	0
MORGAN, E.	WC	TY	.188	.316	.313	.628	.125	.313	.593	-5	3.6	3.1	43	0	0	5	0
AQUINO, A.	WC	TY	.176	.325	.353	.678	.176	.431	.741	1.9	14.2	4.4	126	0	1	0	1
ALCANTARA, S.	WC	TY	.172	.249	.259	.507	.086	.184	.435	-11.8	11.8	2.2	193	0	1	0	1
GARCIA, Y.	WC	TY	.167	.167	.667	.833	.500	.500	.800	.1	.7	3.6	6	0	0	0	0
ALLARD, K.	WC	TY	.156	.174	.222	.396	.067	.089	.289	-5.0	2.2	1.2	55	0	0	9	0
GALLEN, Z.	WC	TY	.152	.188	.196	.383	.043	.065	.275	-5.2	1.8	1.1	53	0	1	5	0
WELLS, A.	WC	TY	.150	.190	.150	.340	.000	.050	.222	-2.5	.6	.8	24	0	0	3	0
GOMBER, A.	WC	TY	.146	.167	.146	.313	.000	.024	.194	-5.7	1.2	.8	49	0	0	7	0
STEELE, J.	WC	TY	.136	.130	.136	.267	.000	.000	.136	-3.4	.0	.0	26	0	0	3	1
BOYD, M.	WC	TY	.111	.143	.111	.254	.000	.037	.167	-4.3	.7	.6	32	0	0	4	0
KRANICK, M.	WC	TY	.087	.160	.130	.290	.043	.130	.238	-3.3	.7	.8	27	0	0	2	0
LYNN, L.	WC	TY	.086	.131	.103	.235	.017	.069	.167	-9.6	1.1	.5	69	0	0	8	0
BARLOW, S.	WC	TY	.000	.167	.000	.167	.000	.200	.200	-9	.1	.5	7	0	0	1	0
SMITH, R.			.000	.000	.000	.000	.000	.000	.000	-1.5	.0	.0	6	0	0	0	0
WENDELKEN, J.	WC	TY	.000	.000	.000	.000	.000	.000	.000	-1.0	.0	.0	5	0	0	1	0
BRUIHL, J.	WC	TY	.000	.000	.000	.000	.000	.000	.000	-1.0	-0	-0	4	0	0	0	0
FAMILIA, J.	WC	TY	.000	.000	.000	.000	.000	.000	.000	-5	.0	.0	3	0	0	1	0
CLIPPARD, T.	WC	TY	.000	.000	.000	.000	.000	.000	.000	-3	.0	.0	1	0	0	0	0
DOVAL, C.	WC	TY	.000	.000	.000	.000	.000	.000	.000	-3	.0	.0	1	0	0	0	0
West Coast Wrecking Crew			.263	.330	.461	.791	.198	.302	.761	199.0	871.2	5.4	6304	24	46	56	24





FARMINGTON

RIVER RATS



**FARMINGTON
RIVER RATS
2022 Opening Day
Starting Lineup**



- 1-Yonathan Daza, CF**
- 2-George Springer, RF**
- 3-Salvador Perez, C**
- 4-Nelson Cruz, 1B**
- 5-Freddy Galvis, 3B**
- 6-Elvis Andrus, SS**
- 7-Tommy La Stella, 2B**
- 8-Vincent Robles, LF**
- 9-Rich Hill P**



Mike Mancini

**40 Cope Farms Road
Farmington, CT 06032
(860) 674-8378
bubs922@comcast.net**



18 Pitchers	Tm	Lg	W	L	PCT	SV	ERA	G	GS	CG	SHO	QS	IP	H	R	ER	HR	SO	BB
ROSARIO, E.	FR	TY	0	0	-	0	.00	1	0	0	0	0	1.0	1	0	0	0	1	0
CLASE, E.	FR	TY	4	2	.667	41	.66	60	0	0	0	0	68.2	19	6	5	2	60	26
STAUMONT, J.	FR	TY	1	3	.250	2	1.45	49	0	0	0	0	74.2	50	18	12	5	82	25
GARCIA, J.	FR	TY	2	2	.500	2	2.00	61	0	0	0	0	72.0	46	21	16	8	69	20
FLORO, D.	FR	TY	2	4	.333	1	3.33	53	0	0	0	0	73.0	62	30	27	5	69	25
KERSHAW, C.	FR	TY	13	6	.684	0	3.67	23	23	1	0	15	142.1	118	61	58	20	179	34
GALLEGOS, G.	FR	TY	8	5	.615	2	3.67	61	0	0	0	0	76.0	66	33	31	12	83	25
MULLER, K.	FR	TY	1	1	.500	0	3.68	4	4	0	0	2	22.0	26	12	9	0	19	8
FRIED, M.	FR	TY	16	12	.571	0	3.80	31	31	0	0	20	184.2	146	86	78	30	183	48
URENA, J.	FR	TY	2	2	.500	0	3.90	26	1	0	0	1	55.1	60	31	24	6	52	25
COUSINS, J.	FR	TY	0	0	-	1	4.09	26	0	0	0	0	33.0	29	15	15	7	41	9
HILL, R.	FR	TY	12	11	.522	0	4.25	30	30	0	0	14	167.1	166	98	79	17	140	67
PEACOCK, M.	FR	TY	0	0	-	0	4.33	17	0	0	0	0	35.1	44	23	17	3	30	11
ODORIZZI, J.	FR	TY	5	8	.385	0	4.46	21	21	0	0	10	117.0	108	61	58	15	85	50
SBORZ, J.	FR	TY	0	0	-	0	5.02	22	0	0	0	0	28.2	30	16	16	6	28	12
KELLY, M.	FR	TY	8	11	.421	0	5.61	25	25	0	0	11	134.2	163	86	84	24	121	37
SANTILLAN, T.	FR	TY	1	0	1.000	0	5.95	16	0	0	0	0	19.2	17	13	13	4	27	11
GRAY, S.	FR	TY	11	9	.550	0	6.02	27	27	1	1	10	142.0	163	109	95	23	173	60
Farmington River Rats			86	76	.531	49	3.96	553	162	2	1	83	1447.1	1314	719	637	187	1442	493

18 Pitchers	Tm	Lg	SUP/9	R/9	ERA	BF/9	BR/9	H/9	BB/9	SO/9	HR/9	ERPT	OBA	BF	BR	IBB	HB	WP	BK
ROSARIO, E.	FR	TY	.0	.00	.00	36.0	9.0	9.0	.0	9.0	.00	.5	.250	4	1	0	0	0	0
CLASE, E.	FR	TY	.0	.79	.66	32.9	5.9	2.5	3.4	7.9	.26	26.0	.086	251	45	0	0	1	0
STAUMONT, J.	FR	TY	.0	2.17	1.45	35.8	8.9	6.0	2.9	9.9	.60	21.7	.185	297	74	1	0	2	0
GARCIA, J.	FR	TY	.0	2.63	2.00	34.3	8.4	5.8	2.5	8.6	1.00	16.5	.182	274	67	0	1	1	0
FLORO, D.	FR	TY	.0	3.70	3.33	36.6	10.5	7.6	2.8	8.5	.62	6.0	.228	297	85	2	0	1	0
KERSHAW, C.	FR	TY	4.9	3.86	3.67	36.0	9.8	7.5	2.1	11.3	1.26	6.3	.225	569	155	0	3	0	0
GALLEGOS, G.	FR	TY	.0	3.91	3.67	38.0	11.1	7.8	2.6	9.8	1.42	3.3	.229	321	94	3	6	3	0
MULLER, K.	FR	TY	5.3	4.91	3.68	40.1	13.9	10.6	2.9	7.8	.00	.9	.292	98	34	1	1	0	0
FRIED, M.	FR	TY	5.1	4.19	3.80	36.5	9.8	7.1	2.3	8.9	1.46	5.4	.212	749	202	0	8	5	0
URENA, J.	FR	TY	.2	5.04	3.90	40.5	14.3	9.8	4.1	8.5	.98	1.0	.274	249	88	0	3	1	0
COUSINS, J.	FR	TY	.0	4.09	4.09	36.8	10.4	7.9	2.5	11.2	1.91	-.1	.234	135	38	0	0	0	0
HILL, R.	FR	TY	4.7	5.27	4.25	39.5	13.1	8.9	3.5	7.5	.91	-3.4	.258	735	244	2	13	0	0
PEACOCK, M.	FR	TY	.0	5.86	4.33	40.8	15.0	11.2	2.8	7.6	.76	-1.0	.306	160	59	0	4	1	0
ODORIZZI, J.	FR	TY	3.7	4.69	4.46	38.7	12.3	8.3	3.8	6.5	1.15	-5.1	.244	503	160	0	2	0	0
SBORZ, J.	FR	TY	.0	5.02	5.02	39.6	12.9	9.4	3.5	8.8	1.88	-3.1	.270	126	41	1	0	1	0
KELLY, M.	FR	TY	4.7	5.75	5.61	40.3	14.0	10.9	2.5	8.1	1.60	-23.2	.296	603	210	0	10	1	0
SANTILLAN, T.	FR	TY	.0	5.95	5.95	38.4	13.7	7.8	5.0	12.4	1.83	-4.1	.239	84	30	0	2	0	0
GRAY, S.	FR	TY	6.0	6.91	6.02	40.9	14.8	10.3	3.8	11.0	1.46	-30.9	.286	645	233	0	10	3	0
Farmington River Rats			3.1	4.47	3.96	37.9	11.6	8.2	3.0	9.0	1.16	16.8	.239	6100	1860	10	63	20	0

35 Players	Tm	Lg	AVG	G	AB	R	H	2B	3B	HR	TB	RBI	SO	BB	ASB	SB	CS	SBP	GDP
URENA, J.	FR	TY	.500	26	6	4	3	0	0	1	6	1	0	1	0	0	0	-	0
PEACOCK, M.	FR	TY	.500	17	6	0	3	0	0	0	3	0	1	0	0	0	0	-	0
FLORO, D.	FR	TY	.500	53	2	0	1	0	0	0	1	0	0	0	0	0	0	-	0
STAUMONT, J.	FR	TY	.400	49	5	0	2	0	0	0	2	0	0	0	0	0	0	-	0
SBORZ, J.	FR	TY	.333	22	3	1	1	0	0	1	4	1	1	0	0	0	0	-	0
GURRIEL, Y.	FR	TY	.328	152	525	91	172	41	0	22	279	80	55	49	0	0	0	-	13
PEREZ, S.	FR	TY	.290	160	638	98	185	28	0	59	390	142	166	23	0	0	0	-	19
FRIED, M.	FR	TY	.284	31	67	5	19	6	0	0	25	8	20	5	0	0	0	-	1
SPRINGER, G.	FR	TY	.280	105	336	64	94	22	4	23	193	58	89	37	1	1	0	100.0	6
CRUZ, N.	FR	TY	.278	95	205	34	57	5	0	15	107	36	46	18	0	0	0	-	7
GALVIS, F.	FR	TY	.277	109	358	53	99	21	0	16	168	51	97	29	0	0	0	-	6
DAZA, Y.	FR	TY	.270	99	293	37	79	16	1	1	100	19	66	15	1	1	0	100.0	4
ARRAEZ, L.	FR	TY	.269	114	376	50	101	14	2	2	125	34	48	31	0	0	0	-	6
MONDESI, A.	FR	TY	.252	51	135	20	34	8	1	6	62	21	44	7	13	12	1	92.3	2
ROSARIO, E.	FR	TY	.247	111	380	35	94	16	4	8	142	46	74	22	7	6	1	85.7	3
CANHA, M.	FR	TY	.235	145	489	68	115	16	5	19	198	67	118	80	14	10	4	71.4	11
ANDRUS, E.	FR	TY	.234	130	448	46	105	17	0	3	131	34	70	21	4	4	0	100.0	12
La STELLA, T.	FR	TY	.234	99	235	29	55	12	0	10	97	30	48	23	0	0	0	-	8
BREGMAN, A.	FR	TY	.232	100	293	42	68	11	0	5	94	28	48	50	2	2	0	100.0	5
McKINSTRY, Z.	FR	TY	.214	28	70	8	15	3	0	3	27	10	22	3	0	0	0	-	0
ESTRADA, T.	FR	TY	.204	46	93	9	19	2	1	1	26	9	23	6	0	0	0	-	1
HILL, R.	FR	TY	.183	30	60	3	11	0	0	0	11	3	21	0	0	0	0	-	3
GRAY, S.	FR	TY	.178	27	45	4	8	0	0	0	8	3	10	3	0	0	0	-	0
HIGASHIOKA, K.	FR	TY	.169	47	65	7	11	0	1	2	19	7	18	6	0	0	0	-	0
KELENIC, J.	FR	TY	.162	73	197	23	32	10	0	6	60	21	63	17	1	1	0	100.0	1
KERSHAW, C.	FR	TY	.143	23	49	3	7	0	0	0	7	2	16	1	0	0	0	-	0
MULLER, K.	FR	TY	.143	4	7	1	1	1	0	0	2	0	2	1	0	0	0	-	0
ROBLES, V.	FR	TY	.141	68	135	14	19	7	0	0	26	6	40	14	2	2	0	100.0	5
ODORIZZI, J.	FR	TY	.138	21	29	0	4	0	0	0	4	2	8	4	0	0	0	-	1
KELLY, M.	FR	TY	.071	25	42	3	3	1	0	0	4	0	26	4	0	0	0	-	0
CLASE, E.	FR	TY	.000	60	2	0	0	0	0	0	0	0	0	0	0	0	0	-	0
GALLEGOS, G.	FR	TY	.000	61	2	0	0	0	0	0	0	0	0	0	0	0	0	-	0
GARCIA, J.	FR	TY	-	61	0	0	0	0	0	0	0	0	0	2	0	0	0	-	0
COUSINS, J.	FR	TY	.000	26	1	0	0	0	0	0	0	0	0	0	0	0	0	-	0
SANTILLAN, T.	FR	TY	-	16	0	0	0	0	0	0	0	0	0	0	0	0	0	-	0
Farmington River Rats			.253	2284	5597	752	1417	257	19	203	2321	719	1240	472	45	39	6	86.7	114

35 Players	Tm	Lg	AVG	OBP	SLG	OPS	ISO	SECA	TA	RCON	RC	RC/G	PA	IBB	HBP	SH	SF
URENA, J.	FR	TY	.500	.571	1.000	1.571	.500	.667	2.333	1.9	3.6	32.2	7	0	0	0	0
PEACOCK, M.	FR	TY	.500	.500	.500	1.000	.000	.000	1.000	.6	1.5	13.5	6	0	0	0	0
FLORO, D.	FR	TY	.500	.500	.500	1.000	.000	.000	1.000	.2	.5	13.5	2	0	0	0	0
STAUMONT, J.	FR	TY	.400	.400	.400	.800	.000	.000	.667	.2	.8	7.2	5	0	0	0	0
SBORZ, J.	FR	TY	.333	.333	1.333	1.667	1.000	1.000	2.000	.9	1.3	18.0	3	0	0	0	0
GURRIEL, Y.	FR	TY	.328	.383	.531	.914	.204	.297	.899	42.0	106.1	7.7	580	1	1	0	5
PEREZ, S.	FR	TY	.290	.330	.611	.941	.321	.357	.909	49.7	120.9	6.9	679	3	16	0	2
FRIED, M.	FR	TY	.284	.333	.373	.706	.090	.164	.612	.4	8.5	4.6	73	0	0	1	0
SPRINGER, G.	FR	TY	.280	.356	.574	.931	.295	.408	.944	27.6	69.2	7.5	376	2	3	0	0
CRUZ, N.	FR	TY	.278	.338	.522	.860	.244	.332	.813	11.3	34.3	5.9	225	2	1	0	1
GALVIS, F.	FR	TY	.277	.331	.469	.800	.193	.274	.751	13.2	56.2	5.6	393	0	2	0	4
DAZA, Y.	FR	TY	.270	.309	.341	.650	.072	.126	.546	-4.0	31.6	3.9	314	0	3	0	3
ARRAEZ, L.	FR	TY	.269	.324	.332	.656	.064	.146	.559	-4.0	41.7	4.0	411	0	1	0	3
MONDESI, A.	FR	TY	.252	.297	.459	.756	.207	.341	.798	5.3	19.6	5.0	145	0	2	0	1
ROSARIO, E.	FR	TY	.247	.288	.374	.662	.126	.197	.586	-4.6	42.0	3.9	403	1	0	0	1
CANHA, M.	FR	TY	.235	.359	.405	.764	.170	.346	.781	17.8	76.5	5.3	588	1	16	0	3
ANDRUS, E.	FR	TY	.234	.272	.292	.565	.058	.114	.448	-19.7	34.7	2.6	475	0	3	1	2
La STELLA, T.	FR	TY	.234	.299	.413	.712	.179	.277	.638	1.4	28.0	4.0	261	0	0	0	3
BREGMAN, A.	FR	TY	.232	.349	.321	.669	.089	.266	.652	1.9	36.9	4.3	350	1	4	0	3
McKINSTRY, Z.	FR	TY	.214	.247	.386	.632	.171	.214	.545	-2.0	6.9	3.3	75	0	0	2	0
ESTRADA, T.	FR	TY	.204	.260	.280	.540	.075	.140	.440	-5.3	6.8	2.4	100	3	1	0	0
HILL, R.	FR	TY	.183	.183	.183	.367	.000	.000	.212	-7.2	1.7	.8	65	0	0	5	0
GRAY, S.	FR	TY	.178	.229	.178	.407	.000	.067	.297	-4.6	2.4	1.5	54	0	0	6	0
HIGASHIOKA, K.	FR	TY	.169	.239	.292	.532	.123	.215	.463	-4.0	4.9	2.5	71	0	0	0	0
KELENIC, J.	FR	TY	.162	.239	.305	.543	.142	.234	.488	-10.6	15.5	2.5	218	0	3	0	1
KERSHAW, C.	FR	TY	.143	.160	.143	.303	.000	.020	.190	-7.0	1.3	.8	52	0	0	2	0
MULLER, K.	FR	TY	.143	.250	.286	.536	.143	.286	.500	-.4	.6	2.4	9	0	0	1	0
ROBLES, V.	FR	TY	.141	.252	.193	.444	.052	.170	.397	-10.7	7.2	1.6	157	0	6	2	0
ODORIZZI, J.	FR	TY	.138	.242	.138	.380	.000	.138	.308	-3.1	1.5	1.2	40	0	0	7	0
KELLY, M.	FR	TY	.071	.152	.095	.247	.024	.119	.205	-6.7	1.0	.6	50	0	0	4	0
CLASE, E.	FR	TY	.000	.000	.000	.000	.000	.000	.000	-.5	.0	.0	2	0	0	0	0
GALLEGOS, G.	FR	TY	.000	.000	.000	.000	.000	.000	.000	-.5	.0	.0	2	0	0	0	0
GARCIA, J.	FR	TY	-	1.000	-	-	-	-	-	.7	.5	-	2	0	0	0	0
COUSINS, J.	FR	TY	.000	.000	.000	.000	.000	.000	.000	-.3	.0	.0	1	0	0	0	0
SANTILLAN, T.	FR	TY	-	-	-	-	-	-	-	.0	-	-	0	0	0	0	0
Farmington River Rats			.253	.317	.415	.731	.162	.252	.673	80.0	741.8	4.6	6194	14	62	31	32

Fungo





2022 Opening Day Starting Lineup Fargo Fungoes

**1-Rob Grossman, LF 2-Ty France, 2B 3-Yordan Alvarez, CF 4-Yoan Moncada, 3B
5-Giancarlo Stanton, RF 6-Jared Walsh, 1B 7-Gary Sanchez, C 8-Didi Gregorius, SS
9-Kyle Hendricks, P**



Jeff Hobbs

167 Juniper Drive

Boone, NC 28607

(828) 719-1165

Jeffrey.hobbs@gmail.com

17 Pitchers	Tm	Lg	W	L	PCT	SV	ERA	G	GS	CG	SHO	QS	IP	H	R	ER	HR	SO	BB
PAYAMPS, J.	FF	TY	1	0	1.000	2	2.11	46	0	0	0	0	59.2	46	16	14	8	53	14
GARCIA, L.	FF	TY	2	1	.667	1	2.43	35	0	0	0	0	37.0	26	10	10	3	30	13
SMITH, D.	FF	TY	3	0	1.000	3	2.70	33	0	0	0	0	46.2	30	18	14	7	39	13
POMERANZ, D.	FF	TY	1	2	.333	2	2.79	25	0	0	0	0	29.0	22	13	9	5	25	9
SUTER, B.	FF	TY	5	3	.625	1	2.99	57	0	0	0	0	84.1	68	45	28	15	85	25
HENDRICKS, K.	FF	TY	13	14	.481	0	3.21	34	34	5	3	20	219.0	212	91	78	18	175	48
LEONE, D.	FF	TY	4	6	.400	21	3.23	53	0	0	0	0	61.1	33	26	22	5	51	27
GRAVEMAN, K.	FF	TY	6	2	.750	6	3.38	53	0	0	0	0	64.0	40	28	24	12	63	27
DARVISH, Y.	FF	TY	10	14	.417	0	3.70	30	30	0	0	17	182.2	182	90	75	26	204	53
GONZALEZ, V.	FF	TY	1	2	.333	0	3.72	32	0	0	0	0	38.2	37	21	16	6	27	27
GRAY, J.	FF	TY	9	3	.750	0	4.02	21	21	0	0	10	127.2	113	61	57	11	128	44
MAEDA, K.	FF	TY	8	7	.533	0	4.40	21	21	1	0	12	118.2	115	61	58	16	124	43
FLEMING, J.	FF	TY	4	11	.267	0	4.74	20	20	0	0	7	114.0	141	68	60	17	81	37
KIKUCHI, Y.	FF	TY	10	11	.476	0	5.96	26	26	2	1	9	140.1	172	104	93	38	126	52
CANNING, G.	FF	TY	4	2	.667	0	6.27	9	9	0	0	4	51.2	68	41	36	12	55	22
AKIN, K.	FF	TY	1	1	.500	1	6.63	18	1	0	0	0	38.0	57	35	28	4	38	20
LORENZEN, M.	FF	TY	0	1	.000	1	7.90	11	0	0	0	0	13.2	22	14	12	3	9	10
Fargo Fungoes			82	80	.506	38	4.00	524	162	8	4	79	1426.1	1384	742	634	206	1313	484


17 Pitchers	Tm	Lg	SUP/9	R/9	ERA	BF/9	BR/9	H/9	BB/9	SO/9	HR/9	ERPT	OBA	BF	BR	IBB	HB	WP	BK
PAYAMPS, J.	FF	TY	.0	2.41	2.11	35.6	9.4	6.9	2.1	8.0	1.21	13.0	.211	236	62	0	2	1	0
GARCIA, L.	FF	TY	.0	2.43	2.43	35.8	9.2	6.3	2.4	7.3	.73	6.7	.197	147	38	3	2	0	0
SMITH, D.	FF	TY	.0	3.47	2.70	36.5	8.9	5.8	2.3	7.5	1.35	7.1	.174	189	46	1	4	0	0
POMERANZ, D.	FF	TY	.0	4.03	2.79	37.2	9.0	6.8	2.2	7.8	1.55	4.1	.200	120	29	2	0	2	0
SUTER, B.	FF	TY	.0	4.80	2.99	37.8	10.2	7.3	2.7	9.1	1.60	10.1	.212	354	96	0	3	0	0
HENDRICKS, K.	FF	TY	3.8	3.74	3.21	37.2	11.0	8.7	2.0	7.2	.74	20.9	.253	905	268	0	8	1	0
LEONE, D.	FF	TY	.0	3.82	3.23	36.0	9.2	4.8	4.0	7.5	.73	5.7	.156	245	63	0	3	4	0
GRAVEMAN, K.	FF	TY	.0	3.94	3.38	36.3	9.4	5.6	3.5	8.9	1.69	4.9	.177	258	67	2	2	3	0
DARVISH, Y.	FF	TY	3.8	4.43	3.70	38.6	11.9	9.0	2.6	10.1	1.28	7.5	.255	783	242	0	7	4	0
GONZALEZ, V.	FF	TY	.0	4.89	3.72	41.0	14.7	8.6	6.1	6.3	1.40	1.5	.252	176	63	1	0	2	0
GRAY, J.	FF	TY	6.4	4.30	4.02	38.4	11.4	8.0	3.1	9.0	.78	.7	.232	545	162	0	5	6	0
MAEDA, K.	FF	TY	4.8	4.63	4.40	38.7	12.4	8.7	3.3	9.4	1.21	-4.4	.254	510	164	0	6	3	0
FLEMING, J.	FF	TY	3.3	5.37	4.74	40.7	14.4	11.1	2.8	6.4	1.34	-8.5	.302	515	182	1	5	0	0
KIKUCHI, Y.	FF	TY	5.1	6.67	5.96	41.7	14.9	11.0	3.3	8.1	2.44	-29.6	.297	650	233	0	9	4	0
CANNING, G.	FF	TY	5.7	7.14	6.27	42.7	16.0	11.8	3.8	9.6	2.09	-12.7	.311	245	92	0	2	0	0
AKIN, K.	FF	TY	1.9	8.29	6.63	45.5	18.9	13.5	4.7	9.0	.95	-10.8	.341	192	80	0	3	0	0
LORENZEN, M.	FF	TY	.0	9.22	7.90	46.1	20.4	14.5	5.9	5.9	1.98	-5.8	.367	70	31	1	0	1	0
Fargo Fungoes			3.1	4.68	4.00	38.7	12.1	8.7	3.0	8.3	1.30	10.3	.251	6140	1918	11	61	31	0

35 Players	Tm	Lg	AVG	G	AB	R	H	2B	3B	HR	TB	RBI	SO	BB	ASB	SB	CS	SBP	GDP
POMERANZ, D.	FF	TY	1.000	25	1	0	1	0	0	0	1	1	0	1	0	0	0	-	0
GONZALEZ, V.	FF	TY	.500	32	2	0	1	0	0	0	1	0	0	0	0	0	0	-	0
DE LA CRUZ, B.	FF	TY	.309	70	191	27	59	5	1	6	84	16	48	19	2	1	1	50.0	5
NOLA, A.	FF	TY	.287	78	188	24	54	14	0	0	68	21	25	22	0	0	0	-	1
SUTER, B.	FF	TY	.286	57	7	0	2	1	0	0	3	0	2	0	0	0	0	-	0
OWINGS, C.	FF	TY	.283	59	53	14	15	4	2	2	29	13	17	10	0	0	0	-	0
MONCADA, Y.	FF	TY	.282	158	522	79	147	24	4	16	227	74	146	81	4	4	0	100.0	4
FRANCE, T.	FF	TY	.280	149	539	82	151	29	1	18	236	70	94	50	0	0	0	-	19
GREGORIUS, D.	FF	TY	.279	48	129	18	36	9	0	4	57	20	25	10	3	3	0	100.0	2
WALSH, J.	FF	TY	.278	148	504	81	140	23	5	27	254	90	140	51	3	2	1	66.7	9
ALVAREZ, Y.	FF	TY	.271	147	521	69	141	34	1	27	258	78	136	52	0	0	0	-	14
STANTON, G.	FF	TY	.266	146	500	79	133	21	0	34	256	84	140	57	0	0	0	-	13
FLETCHER, D.	FF	TY	.244	151	513	45	125	30	3	5	176	59	57	30	14	14	0	100.0	10
KIERMAIER, K.	FF	TY	.235	83	162	27	38	8	2	2	56	8	41	22	8	7	1	87.5	1
FRALEY, J.	FF	TY	.231	68	108	22	25	2	0	4	39	16	36	25	11	8	3	72.7	0
GROSSMAN, R.	FF	TY	.224	145	539	69	121	15	1	25	213	60	157	63	25	21	4	84.0	2
KIKUCHI, Y.	FF	TY	.205	26	39	5	8	1	0	0	9	4	13	5	0	0	0	-	0
PAYAMPS, J.	FF	TY	.200	46	5	1	1	0	1	0	3	0	1	1	0	0	0	-	0
ZIMMERMAN, R.	FF	TY	.195	74	149	12	29	8	1	5	54	18	38	9	0	0	0	-	4
SANCHEZ, G.	FF	TY	.194	107	324	45	63	15	3	18	138	40	104	56	0	0	0	-	10
WALLS, T.	FF	TY	.185	80	124	15	23	8	1	0	33	6	40	19	3	3	0	100.0	0
SISCO, C.	FF	TY	.173	36	52	6	9	1	0	0	10	4	20	2	0	0	0	-	0
GRAY, J.	FF	TY	.167	21	42	3	7	0	0	0	7	6	16	0	0	0	0	-	0
CANNING, G.	FF	TY	.167	9	18	0	3	0	0	0	3	1	3	0	0	0	0	-	0
AKIN, K.	FF	TY	.167	18	6	1	1	0	0	0	1	0	1	2	0	0	0	-	1
DARVISH, Y.	FF	TY	.123	30	65	4	8	2	0	0	10	2	28	0	0	0	0	-	0
RIOS, E.	FF	TY	.111	11	18	4	2	0	0	0	2	1	7	2	0	0	0	-	0
HENDRICKS, K.	FF	TY	.097	34	62	0	6	0	0	0	6	0	27	6	0	0	0	-	1
MAEDA, K.	FF	TY	.086	21	35	1	3	1	0	0	4	1	8	2	0	0	0	-	0
FLEMING, J.	FF	TY	.032	20	31	0	1	0	0	0	1	2	12	3	0	0	0	-	0
LEONE, D.	FF	TY	.000	53	3	0	0	0	0	0	0	0	0	0	0	0	0	-	0
GRAVEMAN, K.	FF	TY	.000	53	1	0	0	0	0	0	0	0	1	0	0	0	0	-	0
LORENZEN, M.	FF	TY	.000	11	1	0	0	0	0	0	0	0	0	0	0	0	0	-	0
SMITH, D.	FF	TY	.000	33	1	0	0	0	0	0	0	0	0	0	0	0	0	-	0
GARCIA, L.	FF	TY	-	35	0	0	0	0	0	0	0	0	0	0	0	0	0	-	0
Fargo Fungoes			.248	2282	5455	733	1353	255	26	193	2239	695	1383	600	73	63	10	86.3	96

35 Players	Tm	Lg	AVG	OBP	SLG	OPS	ISO	SECA	TA	RCON	RC	RC/G	PA	IBB	HBP	SH	SF
POMERANZ, D.	FF	TY	1.000	1.000	1.000	2.000	.000	1.000	-	.8	1.3	-	2	0	0	0	0
GONZALEZ, V.	FF	TY	.500	.500	.500	1.000	.000	.000	1.000	.2	.5	13.5	2	0	0	0	0
DE LA CRUZ, B.	FF	TY	.309	.366	.440	.806	.131	.230	.754	8.0	30.7	5.9	213	1	0	0	3
NOLA, A.	FF	TY	.287	.385	.362	.746	.074	.191	.733	6.3	29.2	5.8	221	1	9	0	2
SUTER, B.	FF	TY	.286	.286	.429	.714	.143	.143	.600	.0	.9	4.0	8	0	0	1	0
OWINGS, C.	FF	TY	.283	.397	.547	.944	.264	.453	1.026	5.1	12.3	8.8	63	2	0	0	0
MONCADA, Y.	FF	TY	.282	.379	.435	.814	.153	.316	.831	28.2	93.8	6.6	610	4	3	0	4
FRANCE, T.	FF	TY	.280	.357	.438	.795	.158	.250	.742	21.6	83.0	5.5	608	0	16	0	3
GREGORIUS, D.	FF	TY	.279	.359	.442	.800	.163	.264	.800	6.3	21.5	6.1	145	1	6	0	0
WALSH, J.	FF	TY	.278	.342	.504	.846	.226	.329	.824	26.6	87.5	6.2	561	5	1	0	5
ALVAREZ, Y.	FF	TY	.271	.337	.495	.833	.225	.324	.792	25.2	85.4	5.8	578	3	2	0	3
STANTON, G.	FF	TY	.266	.343	.512	.855	.246	.360	.832	28.3	87.2	6.2	562	1	3	0	2
FLETCHER, D.	FF	TY	.244	.283	.343	.626	.099	.185	.553	-8.8	51.2	3.4	548	0	0	1	4
KIERMAIER, K.	FF	TY	.235	.330	.346	.675	.111	.284	.683	1.3	20.9	4.5	185	0	1	0	0
FRALEY, J.	FF	TY	.231	.373	.361	.734	.130	.407	.837	4.0	17.6	5.5	134	0	0	0	1
GROSSMAN, R.	FF	TY	.224	.309	.395	.704	.171	.319	.708	6.0	72.1	4.6	606	1	3	0	1
KIKUCHI, Y.	FF	TY	.205	.311	.231	.542	.026	.154	.484	-1.8	3.8	2.7	52	0	1	7	0
PAYAMPS, J.	FF	TY	.200	.333	.600	.933	.400	.600	1.000	.3	1.1	7.3	6	0	0	0	0
ZIMMERMAN, R.	FF	TY	.195	.244	.362	.606	.168	.228	.516	-5.4	12.5	2.7	160	0	1	0	1
SANCHEZ, G.	FF	TY	.194	.320	.426	.746	.231	.404	.731	7.2	45.0	4.5	384	3	4	0	0
WALLS, T.	FF	TY	.185	.294	.266	.560	.081	.258	.545	-4.2	11.6	3.1	143	0	0	0	0
SISCO, C.	FF	TY	.173	.279	.192	.471	.019	.058	.419	-3.6	3.5	2.2	61	0	6	0	1
GRAY, J.	FF	TY	.167	.163	.167	.329	.000	.000	.200	-5.5	1.6	1.0	51	0	0	8	1
CANNING, G.	FF	TY	.167	.167	.167	.333	.000	.000	.200	-2.4	.6	1.0	20	0	0	2	0
AKIN, K.	FF	TY	.167	.375	.167	.542	.000	.333	.500	-1	.4	1.7	8	0	0	0	0
DARVISH, Y.	FF	TY	.123	.136	.154	.290	.031	.031	.193	-9.6	1.5	.7	68	0	1	2	0
RIOS, E.	FF	TY	.111	.238	.111	.349	.000	.111	.313	-2.1	.7	1.1	21	0	1	0	0
HENDRICKS, K.	FF	TY	.097	.176	.097	.273	.000	.097	.211	-9.3	1.8	.7	78	0	0	10	0
MAEDA, K.	FF	TY	.086	.132	.114	.246	.029	.086	.188	-5.6	.9	.6	43	0	0	5	1
FLEMING, J.	FF	TY	.032	.118	.032	.150	.000	.097	.133	-6.0	.4	.3	38	0	0	4	0
LEONE, D.	FF	TY	.000	.000	.000	.000	.000	.000	.000	-8	.0	.0	3	0	0	0	0
GRAVEMAN, K.	FF	TY	.000	.000	.000	.000	.000	.000	.000	-3	.0	.0	2	0	0	1	0
LORENZEN, M.	FF	TY	.000	.000	.000	.000	.000	.000	.000	-3	.0	.0	1	0	0	0	0
SMITH, D.	FF	TY	.000	.000	.000	.000	.000	.000	.000	-3	.0	.0	1	0	0	0	0
GARCIA, L.	FF	TY	-	-	-	-	-	-	-	.0	-	-	0	0	0	0	0
Fargo Fungoes			.248	.327	.410	.738	.162	.282	.703	109.6	762.2	4.8	6186	22	58	41	32




HHH

HILTON HEAD



Hilton Head Hammerin' Hedgehogs

2022 Opening Day Starting Lineup



- 1-Nick Madrigal, 2B
- 2-Mike Trout, LF
- 3-Ronald Acuna, CF
- 4-Brad Miller, 1B
- 5-Willy Adames, SS
- 6-Isan Diaz, 3B
- 7-B Phillips, RF
- 8-Martin Maldonado, C
- 9-Brandon Woodruff, P

Aaron Anderson

2203 Bolivar Court

Middletown, MD 21769

(585) 314-9334

Ahanderson44@gmail.com




17 Pitchers	Tm	Lg	W	L	PCT	SV	ERA	G	GS	CG	SHO	QS	IP	H	R	ER	HR	SO	BB
BEDROSIAN, C.	HI	TY	0	0	-	0	.00	1	0	0	0	0	1.0	1	0	0	0	0	0
MILLER, B.	HI	TY	0	0	-	0	.00	1	0	0	0	0	1.0	0	0	0	0	0	0
CURTISS, J.	HI	TY	2	0	1.000	4	2.60	26	1	0	0	1	52.0	42	21	15	4	45	9
HOUCK, T.	HI	TY	8	1	.889	0	2.67	12	12	2	0	6	77.2	68	30	23	7	97	20
WOODRUFF, B.	HI	TY	9	14	.391	0	3.06	29	28	7	2	18	203.0	132	79	69	26	213	58
KOPECH, M.	HI	TY	3	4	.429	3	3.27	43	0	0	0	0	74.1	66	31	27	11	97	29
BUMMER, A.	HI	TY	2	4	.333	14	3.45	48	0	0	0	0	57.1	50	25	22	7	70	29
CASTILLO, L.	HI	TY	5	14	.263	0	4.28	31	27	4	0	15	181.0	180	103	86	23	178	83
MATZ, S.	HI	TY	9	9	.500	0	4.47	33	22	5	2	10	167.0	171	87	83	23	154	59
GONSOLIN, T.	HI	TY	2	5	.286	0	4.57	11	10	1	0	4	65.0	55	37	33	14	79	33
ANDERSON, T.	HI	TY	5	16	.238	0	4.72	25	24	3	0	10	150.2	170	92	79	24	128	37
FOLTYNEWICZ, M.	HI	TY	4	11	.267	0	5.12	24	14	4	1	6	121.1	137	79	69	32	120	26
VALDEZ, P.	HI	TY	1	5	.167	1	5.82	45	0	0	0	0	60.1	82	41	39	13	48	35
KOWAR, J.	HI	TY	1	8	.111	0	6.84	20	9	0	0	2	75.0	97	61	57	22	63	43
ALLEN, L.	HI	TY	2	12	.143	0	7.37	27	15	2	1	2	112.1	154	100	92	26	91	47
HELSEY, R.	HI	TY	1	5	.167	0	7.66	40	0	0	0	0	47.0	68	41	40	8	40	36
RORTVEDT, B.	HI	TY	0	0	-	0	9.00	1	0	0	0	0	2.0	5	2	2	0	0	0
Hilton Head Hammerin' Hedgehogs			54	108	.333	22	4.57	417	162	28	6	74	1448.0	1478	829	736	240	1423	544
17 Pitchers	Tm	Lg	SUP/9	R/9	ERA	BF/9	BR/9	H/9	BB/9	SO/9	HR/9	ERPT	OBA	BF	BR	IBB	HB	WP	BK
BEDROSIAN, C.	HI	TY	.0	.00	.00	36.0	9.0	9.0	.0	.0	.00	.5	.250	4	1	0	0	0	0
MILLER, B.	HI	TY	.0	.00	.00	27.0	.0	.0	.0	.0	.00	.5	.000	3	0	0	0	0	0
CURTISS, J.	HI	TY	.3	3.63	2.60	36.0	9.2	7.3	1.4	7.8	.69	8.5	.216	208	53	1	3	0	0
HOUCK, T.	HI	TY	7.3	3.48	2.67	37.2	10.3	7.9	2.3	11.2	.81	12.1	.228	321	89	0	1	2	0
WOODRUFF, B.	HI	TY	3.1	3.50	3.06	35.6	8.6	5.9	2.4	9.4	1.15	22.7	.182	802	194	3	7	2	0
KOPECH, M.	HI	TY	.0	3.75	3.27	38.4	11.1	8.0	2.9	11.7	1.33	6.6	.233	317	92	5	2	1	0
BUMMER, A.	HI	TY	.0	3.92	3.45	38.5	12.4	7.8	4.2	11.0	1.10	3.9	.236	245	79	2	2	1	0
CASTILLO, L.	HI	TY	3.2	5.12	4.28	40.0	13.2	9.0	4.0	8.9	1.14	-4.2	.255	805	265	3	5	4	1
MATZ, S.	HI	TY	3.9	4.69	4.47	39.1	12.6	9.2	3.1	8.3	1.24	-7.6	.262	726	234	1	5	1	1
GONSOLIN, T.	HI	TY	3.5	5.12	4.57	38.8	12.2	7.6	4.6	10.9	1.94	-3.6	.226	280	88	0	0	3	0
ANDERSON, T.	HI	TY	2.7	5.50	4.72	39.4	12.6	10.2	2.2	7.6	1.43	-10.9	.280	660	211	0	4	0	0
FOLTYNEWICZ, M.	HI	TY	2.4	5.86	5.12	40.0	12.8	10.2	1.9	8.9	2.37	-14.2	.274	539	172	0	9	0	0
VALDEZ, P.	HI	TY	.0	6.12	5.82	44.0	17.9	12.2	5.1	7.2	1.94	-11.7	.328	295	120	1	4	2	0
KOWAR, J.	HI	TY	2.3	7.32	6.84	43.8	16.7	11.6	4.9	7.6	2.64	-23.1	.306	365	139	2	1	1	0
ALLEN, L.	HI	TY	2.1	8.01	7.37	42.6	16.4	12.3	3.6	7.3	2.08	-41.3	.328	532	205	2	6	3	0
HELSEY, R.	HI	TY	.0	7.85	7.66	45.4	19.3	13.0	6.3	7.7	1.53	-18.8	.343	237	101	3	0	1	0
RORTVEDT, B.	HI	TY	.0	9.00	9.00	45.0	22.5	22.5	.0	.0	.00	-1.1	.500	10	5	0	0	0	0
Hilton Head Hammerin' Hedgehogs			2.6	5.15	4.57	39.5	12.7	9.2	3.2	8.8	1.49	-81.9	.260	6349	2048	23	49	21	2



33 Players	Tm	Lg	AVG	G	AB	R	H	2B	3B	HR	TB	RBI	SO	BB	ASB	SB	CS	SBP	GDP
TROUT, M.	HI	TY	.372	50	121	24	45	10	2	9	86	22	37	19	0	0	0	-	1
HOUCK, T.	HI	TY	.346	12	26	2	9	1	0	0	10	1	3	1	0	0	0	-	1
ACUNA, R.	HI	TY	.281	105	306	50	86	18	0	23	173	60	78	42	13	11	2	84.6	7
KOWAR, J.	HI	TY	.269	20	26	2	7	1	0	0	8	1	6	1	0	0	0	-	0
MADRIGAL, N.	HI	TY	.264	102	231	22	61	12	5	3	92	18	31	18	0	0	0	-	5
GALLAGHER, C.	HI	TY	.250	58	100	3	25	7	0	0	32	8	27	5	0	0	0	-	1
CASTILLO, L.	HI	TY	.250	31	60	4	15	4	0	0	19	4	31	1	0	0	0	-	0
MILLER, B.	HI	TY	.236	110	284	39	67	12	4	18	141	52	93	33	0	0	0	-	6
FRAZIER, C.	HI	TY	.235	54	166	26	39	9	0	8	72	25	55	29	2	1	1	50.0	5
ADAMES, W.	HI	TY	.230	115	348	44	80	15	1	23	166	58	106	44	2	1	1	50.0	1
GARDNER, B.	HI	TY	.229	117	388	51	89	14	5	8	137	28	96	71	6	6	0	100.0	3
ZIMMER, B.	HI	TY	.221	68	226	39	50	7	0	4	69	17	77	20	12	9	3	75.0	1
CLEMENT, E.	HI	TY	.221	140	521	50	115	9	0	9	151	38	112	28	1	1	0	100.0	10
PHILLIPS, B.	HI	TY	.216	87	305	37	66	15	1	14	125	38	125	31	10	8	2	80.0	2
TRAMMELL, T.	HI	TY	.210	62	186	18	39	5	3	9	77	23	87	11	2	1	1	50.0	2
RORTVEDT, B.	HI	TY	.187	88	230	20	43	6	0	5	64	22	76	18	0	0	0	-	2
HIURA, K.	HI	TY	.183	108	300	27	55	17	2	9	103	27	119	31	2	2	0	100.0	3
RENGIFO, L.	HI	TY	.172	111	349	30	60	5	0	5	80	28	76	17	3	2	1	66.7	4
MALDONADO, M.	HI	TY	.170	119	283	25	48	11	0	5	74	21	109	36	0	0	0	-	5
KOPECH, M.	HI	TY	.167	43	12	0	2	0	0	0	2	1	3	1	0	0	0	-	0
BUMMER, A.	HI	TY	.167	48	6	0	1	0	0	0	1	0	2	0	0	0	0	-	0
HELSLEY, R.	HI	TY	.167	41	6	0	1	0	0	0	1	0	1	0	0	0	0	-	0
DIAZ, I.	HI	TY	.163	154	503	42	82	19	0	10	131	41	168	58	0	0	0	-	4
MATZ, S.	HI	TY	.137	33	51	1	7	1	0	0	8	0	14	1	0	0	0	-	1
MATHISEN, W.	HI	TY	.125	66	160	13	20	0	0	3	29	11	68	20	0	0	0	-	1
ALLEN, L.	HI	TY	.114	27	35	1	4	2	0	0	6	1	15	1	0	0	0	-	0
GONSOLIN, T.	HI	TY	.105	11	19	1	2	1	0	0	3	2	7	1	0	0	0	-	0
VALDEZ, P.	HI	TY	.100	45	10	1	1	0	0	0	1	0	2	0	0	0	0	-	0
WOODRUFF, B.	HI	TY	.094	29	64	3	6	0	0	0	6	2	30	7	0	0	0	-	1
FOLTYNEWICZ, M.	HI	TY	.083	24	36	0	3	0	0	0	3	2	15	2	0	0	0	-	0
CURTISS, J.	HI	TY	.077	28	13	0	1	0	0	0	1	0	6	1	0	0	0	-	1
ANDERSON, T.	HI	TY	.064	25	47	2	3	0	0	0	3	0	20	4	0	0	0	-	0
BEDROSIAN, C.	HI	TY	-	1	0	0	0	0	0	0	0	0	0	0	0	0	0	-	0
Hilton Head Hammerin' Hedgehogs			.209	2132	5418	577	1132	201	23	165	1874	551	1695	552	53	42	11	79.2	67

33 Players	Tm	Lg	AVG	OBP	SLG	OPS	ISO	SECA	TA	RCON	RC	RC/G	PA	IBB	HBP	SH	SF
TROUT, M.	HI	TY	.372	.461	.711	1.172	.339	.496	1.377	21.3	41.2	14.4	141	2	1	0	0
HOUCK, T.	HI	TY	.346	.370	.385	.755	.038	.077	.611	.6	3.6	4.2	32	0	0	5	0
ACUNA, R.	HI	TY	.281	.380	.565	.946	.284	.451	1.017	30.6	67.9	8.0	355	1	7	0	0
KOWAR, J.	HI	TY	.269	.296	.308	.604	.038	.077	.474	-.9	2.5	3.4	28	0	0	1	0
MADRIGAL, N.	HI	TY	.264	.316	.398	.714	.134	.212	.629	1.2	28.8	4.4	250	0	0	0	1
GALLAGHER, C.	HI	TY	.250	.286	.320	.606	.070	.120	.487	-3.2	9.1	3.2	105	1	0	0	0
CASTILLO, L.	HI	TY	.250	.262	.317	.579	.067	.083	.444	-2.7	5.1	3.0	62	0	0	1	0
MILLER, B.	HI	TY	.236	.316	.496	.812	.261	.377	.785	11.0	44.7	5.4	320	1	1	0	2
FRAZIER, C.	HI	TY	.235	.350	.434	.784	.199	.373	.774	6.4	25.9	5.2	197	0	1	0	1
ADAMES, W.	HI	TY	.230	.316	.477	.793	.247	.374	.781	11.3	55.3	5.5	393	1	0	0	1
GARDNER, B.	HI	TY	.229	.353	.353	.707	.124	.322	.722	7.8	55.6	4.9	465	0	4	1	1
ZIMMER, B.	HI	TY	.221	.310	.305	.615	.084	.199	.594	-4.4	23.9	3.6	255	0	9	0	0
CLEMENT, E.	HI	TY	.221	.267	.290	.556	.069	.125	.445	-25.9	40.0	2.6	556	0	5	1	1
PHILLIPS, B.	HI	TY	.216	.291	.410	.701	.193	.315	.679	1.2	38.2	4.2	337	2	1	0	0
TRAMMELL, T.	HI	TY	.210	.267	.414	.681	.204	.263	.620	-2.3	20.8	3.6	205	0	4	3	1
RORTVEDT, B.	HI	TY	.187	.251	.278	.529	.091	.170	.444	-13.6	16.9	2.4	252	1	2	1	1
HIURA, K.	HI	TY	.183	.294	.343	.637	.160	.270	.613	-4.5	33.2	3.6	347	0	16	0	0
RENGIFO, L.	HI	TY	.172	.216	.229	.445	.057	.109	.347	-31.6	17.8	1.6	373	0	3	2	2
MALDONADO, M.	HI	TY	.170	.272	.261	.533	.092	.219	.475	-15.0	21.6	2.4	325	2	4	0	1
KOPECH, M.	HI	TY	.167	.231	.167	.397	.000	.083	.300	-1.3	.5	1.4	13	0	0	0	0
BUMMER, A.	HI	TY	.167	.167	.167	.333	.000	.000	.200	-.8	.2	.9	6	0	0	0	0
HELSLEY, R.	HI	TY	.167	.167	.167	.333	.000	.000	.200	-.8	.2	.9	6	0	0	0	0
DIAZ, I.	HI	TY	.163	.250	.260	.510	.097	.213	.447	-32.2	35.9	2.3	568	2	1	4	2
MATZ, S.	HI	TY	.137	.154	.157	.311	.020	.039	.200	-7.1	1.4	.7	58	0	0	6	0
MATHISEN, W.	HI	TY	.125	.260	.181	.442	.056	.181	.418	-13.1	9.7	1.8	193	0	10	1	2
ALLEN, L.	HI	TY	.114	.135	.171	.307	.057	.086	.226	-4.9	1.0	.8	38	0	0	1	1
GONSOLIN, T.	HI	TY	.105	.150	.158	.308	.053	.105	.235	-2.7	.6	.8	23	0	0	3	0
VALDEZ, P.	HI	TY	.100	.100	.100	.200	.000	.000	.111	-1.8	.1	.3	10	0	0	0	0
WOODRUFF, B.	HI	TY	.094	.181	.094	.274	.000	.109	.220	-9.4	1.6	.7	76	0	0	4	1
FOLTYNEWICZ, M.	HI	TY	.083	.128	.083	.212	.000	.056	.152	-6.2	.7	.5	42	0	0	3	1
CURTISS, J.	HI	TY	.077	.143	.077	.220	.000	.077	.154	-2.2	.1	.2	14	0	0	0	0
ANDERSON, T.	HI	TY	.064	.137	.064	.201	.000	.085	.159	-8.3	.6	.4	52	0	0	1	0
BEDROSIAN, C.	HI	TY	-	-	-	-	-	-	-	.0	-	-	0	0	0	0	0
Hilton Head Hammerin' Hedgehogs			.209	.289	.346	.635	.137	.245	.581	-103.5	572.5	3.5	6097	13	69	38	19



**The former Arlington
Railsplitters were sold to
Jeff Sajdak in January
and relocated in Grand
Rapids, Michigan where
they were renamed the
Grand Rapids Chicks.**




★ Grand Rapids,
Michigan



GRAND RAPIDS CHICKS 2022 OPENING DAY STARTING LINEUP

- 1-Kolten Wong, 2B
- 2-Tim Anderson, SS
- 3-Nicholas Castellanos, LF
- 4-Josh Donaldson, 3B
- 5-Tyler Stephenson, C
- 6-Brandon Marsh, CF
- 7-Bill Bradley, 1B
- 8-Adam Eaton, RF
- 9-Joe Musgrove, P





Ken Sajdak
Waukesha Freeman

Jeff Sajdak
Grand Rapids Chicks

21 Pitchers	Tm	Lg	W	L	PCT	SV	ERA	G	GS	CG	SHO	QS	IP	H	R	ER	HR	SO	BB
ALMORA, A.	GC	TY	0	0	-	0	.00	1	0	0	0	0	.2	1	0	0	0	1	0
MISIEWICZ, A.	GC	TY	2	3	.400	11	3.58	58	0	0	0	0	65.1	67	26	26	9	65	12
MUSGROVE, J.	GC	TY	7	17	.292	0	3.95	30	30	3	1	13	198.0	195	103	87	24	229	56
WOOD, A.	GC	TY	8	8	.500	0	4.16	21	19	4	1	9	140.2	135	71	65	22	146	43
GUERRA, D.			0	1	.000	0	4.20	17	0	0	0	0	30.0	32	14	14	6	36	17
MANNING, M.	GC	TY	3	7	.300	0	4.40	20	16	1	0	8	102.1	102	59	50	14	97	47
MONTGOMERY, J.	GC	TY	7	11	.389	0	4.43	25	25	2	0	12	162.2	156	93	80	26	160	69
THOMPSON, Z.	GC	TY	5	5	.500	0	4.76	13	13	2	1	4	90.2	85	56	48	14	62	23
UNDERWOOD, D.	GC	TY	4	3	.571	2	4.87	50	0	0	0	0	61.0	75	44	33	11	56	23
SANTANA, D.	GC	TY	3	5	.375	2	5.12	43	0	0	0	0	45.2	47	29	26	4	42	29
ZIMMERMANN, B.	GC	TY	2	6	.250	0	5.55	12	11	1	0	3	73.0	84	51	45	12	71	27
KINTZLER, B.			1	6	.143	0	5.92	10	8	0	0	3	48.2	69	33	32	7	43	17
SMITH, C.	GC	TY	4	7	.364	0	6.17	32	13	0	0	4	93.1	113	73	64	20	96	52
MOORE, M.	GC	TY	1	4	.200	0	6.41	16	7	0	0	2	59.0	90	56	42	16	62	18
GANT, J.	GC	TY	2	14	.125	0	6.64	21	20	0	0	6	119.1	129	98	88	18	89	89
OTTAVINO, A.	GC	TY	1	4	.200	6	7.82	60	0	0	0	0	63.1	90	58	55	17	75	30
RAINEY, T.	GC	TY	0	2	.000	1	7.96	28	0	0	0	0	31.2	43	28	28	5	44	18
PEREZ, C.	GC	TY	0	4	.000	1	8.90	29	0	0	0	0	30.1	40	35	30	7	32	23
ADAMS, A.			2	3	.400	3	9.50	18	0	0	0	0	18.0	21	19	19	4	19	14
VALAIKA, P.	GC	TY	0	0	-	0	27.00	1	0	0	0	0	1.0	4	3	3	0	0	1
EATON, A.			0	0	-	0	27.00	1	0	0	0	0	.2	4	2	2	0	0	0
Grand Rapids Chicks			52	110	.321	26	5.25	506	162	13	3	64	1435.1	1582	951	837	236	1425	608

21 Pitchers	Tm	Lg	SUP/9	R/9	ERA	BF/9	BR/9	H/9	BB/9	SO/9	HR/9	ERPT	OBA	BF	BR	IBB	HB	WP	BK
ALMORA, A.	GC	TY	.0	.00	.00	40.5	13.5	13.5	.0	13.5	.00	.3	.333	3	1	0	0	0	0
MISIEWICZ, A.	GC	TY	.0	3.58	3.58	37.3	11.2	9.2	1.4	9.0	1.24	3.5	.264	271	81	2	4	1	0
MUSGROVE, J.	GC	TY	3.2	4.68	3.95	38.0	11.6	8.9	2.5	10.4	1.09	2.4	.256	836	255	2	6	0	0
WOOD, A.	GC	TY	5.1	4.54	4.16	38.1	11.4	8.6	2.7	9.3	1.41	-1.5	.248	596	178	1	1	5	0
GUERRA, D.			.0	4.20	4.20	40.8	15.0	9.6	5.1	10.8	1.80	-.4	.274	136	50	0	1	0	0
MANNING, M.	GC	TY	3.7	5.19	4.40	39.4	13.3	9.0	4.0	8.5	1.23	-3.8	.260	448	151	1	3	1	0
MONTGOMERY, J.	GC	TY	4.1	5.15	4.43	39.0	12.7	8.6	3.8	8.9	1.44	-6.5	.252	705	230	0	5	3	2
THOMPSON, Z.	GC	TY	5.3	5.56	4.76	38.1	11.4	8.4	2.3	6.2	1.39	-7.0	.243	384	115	0	7	5	0
UNDERWOOD, D.	GC	TY	.0	6.49	4.87	42.0	15.0	11.1	3.2	8.3	1.62	-5.4	.296	285	102	1	5	5	0
SANTANA, D.	GC	TY	.0	5.72	5.12	42.2	15.4	9.3	5.5	8.3	.79	-5.4	.266	214	78	1	3	0	0
ZIMMERMANN, B.	GC	TY	3.5	6.29	5.55	41.1	13.9	10.4	3.3	8.8	1.48	-12.0	.282	333	113	0	2	0	0
KINTZLER, B.			3.0	6.10	5.92	42.2	16.5	12.8	3.1	8.0	1.29	-10.0	.340	228	89	0	3	0	0
SMITH, C.	GC	TY	3.7	7.04	6.17	43.4	16.5	10.9	5.0	9.3	1.93	-21.8	.290	450	171	0	6	1	0
MOORE, M.	GC	TY	3.8	8.54	6.41	44.1	16.8	13.7	2.7	9.5	2.44	-15.3	.337	289	110	0	2	1	0
GANT, J.	GC	TY	2.6	7.39	6.64	42.4	16.7	9.7	6.6	6.7	1.36	-34.1	.282	562	221	1	4	0	0
OTTAVINO, A.	GC	TY	.0	8.24	7.82	44.6	17.2	12.8	4.0	10.7	2.42	-26.4	.325	314	121	2	3	1	0
RAINEY, T.	GC	TY	.0	7.96	7.96	43.8	17.3	12.2	4.5	12.5	1.42	-13.7	.328	154	61	2	2	0	0
PEREZ, C.	GC	TY	.0	10.38	8.90	45.4	18.7	11.9	6.8	9.5	2.08	-16.3	.313	153	63	0	0	1	0
ADAMS, A.			.0	9.50	9.50	45.0	17.5	10.5	6.5	9.5	2.00	-10.9	.288	90	35	1	1	0	0
VALAIKA, P.	GC	TY	.0	27.00	27.00	63.0	45.0	36.0	9.0	.0	.00	-2.5	.667	7	5	0	0	0	0
EATON, A.			.0	27.00	27.00	81.0	54.0	54.0	.0	.0	.00	-1.7	.667	6	4	0	0	0	0
Grand Rapids Chicks			2.9	5.96	5.25	40.5	14.0	9.9	3.7	8.9	1.48	-188.6	.277	6464	2234	14	58	24	2

37 Players	Tm	Lg	AVG	G	AB	R	H	2B	3B	HR	TB	RBI	SO	BB	ASB	SB	CS	SBP	GDP
MISIEWICZ, A.	GC	TY	.500	58	4	0	2	0	0	0	2	0	2	0	0	0	0	-	0
OTTAVINO, A.	GC	TY	.500	60	4	0	2	0	0	0	2	0	1	0	0	0	0	-	0
ANDERSON, T.	GC	TY	.316	130	532	86	168	25	2	23	266	71	103	16	14	9	5	64.3	4
WADE, T.	GC	TY	.313	74	147	27	46	6	3	0	58	5	35	19	33	23	10	69.7	1
ROGERS, J.	GC	TY	.304	49	79	16	24	1	2	8	53	18	27	13	0	0	0	-	0
WONG, K.	GC	TY	.286	128	454	73	130	29	2	16	211	45	84	33	16	8	8	50.0	2
STEPHENSON, T.	GC	TY	.285	125	354	30	101	20	0	10	151	41	72	48	0	0	0	-	14
GARLICK, K.	GC	TY	.276	22	58	6	16	3	0	4	31	11	17	5	0	0	0	-	2
BRADLEY, B.	GC	TY	.274	83	201	26	55	14	0	13	108	30	74	13	0	0	0	-	2
DONALDSON, J.	GC	TY	.273	140	469	81	128	30	0	36	266	93	93	76	0	0	0	-	23
CASTELLANOS, N.	GC	TY	.273	129	506	73	138	30	1	36	278	80	135	27	0	0	0	-	12
HOSKINS, R.	GC	TY	.262	123	405	59	106	28	0	23	203	75	98	51	0	0	0	-	5
ANDUJAR, M.	GC	TY	.248	70	149	18	37	4	0	8	65	20	20	11	0	0	0	-	3
HAMILTON, B.	GC	TY	.247	39	77	12	19	3	6	0	34	11	28	2	10	10	0	100.0	0
MARSH, B.	GC	TY	.227	108	269	33	61	14	1	4	89	26	99	17	7	6	1	85.7	1
GRICHUK, R.	GC	TY	.225	140	510	61	115	20	4	15	188	52	112	31	0	0	0	-	8
VALAIKA, P.	GC	TY	.200	110	360	30	72	10	0	5	97	29	110	24	0	0	0	-	4
MONTGOMERY, J.	GC	TY	.192	25	52	2	10	2	0	0	12	3	14	4	1	0	1	.0	1
EATON, A.			.181	39	116	10	21	1	0	3	31	3	30	8	1	1	0	100.0	2
THOMPSON, Z.	GC	TY	.171	13	35	3	6	4	0	0	10	1	20	1	0	0	0	-	0
KNIZNER, A.	GC	TY	.165	83	218	14	36	8	0	1	47	14	49	23	0	0	0	-	7
SANTANA, D.			.149	36	87	7	13	0	0	1	16	6	27	5	4	2	2	50.0	1
SMITH, C.	GC	TY	.148	32	27	2	4	0	0	0	4	0	13	0	0	0	0	-	0
KINTZLER, B.			.143	10	14	1	2	0	0	0	2	2	5	0	0	0	0	-	0
ALMORA, A.	GC	TY	.141	91	262	15	37	14	0	0	51	11	89	2	0	0	0	-	4
MANNING, M.	GC	TY	.133	20	30	1	4	0	0	0	4	0	10	0	0	0	0	-	1
MOORE, M.	GC	TY	.118	16	17	0	2	0	0	0	2	0	9	0	0	0	0	-	1
ZIMMERMANN, B.	GC	TY	.100	12	20	4	2	0	0	0	2	0	8	3	0	0	0	-	0
MUSGROVE, J.	GC	TY	.097	30	62	2	6	1	0	0	7	1	31	1	0	0	0	-	0
GANT, J.	GC	TY	.059	21	34	0	2	0	0	0	2	1	9	0	0	0	0	-	0
WOOD, A.	GC	TY	.021	21	48	0	1	0	0	0	1	2	24	0	0	0	0	-	0
UNDERWOOD, D.	GC	TY	.000	50	3	0	0	0	0	0	0	0	1	0	0	0	0	-	0
GUERRA, D.			.000	17	2	0	0	0	0	0	0	1	0	0	0	0	0	-	0
RAINEY, T.	GC	TY	.000	28	2	0	0	0	0	0	0	0	1	0	0	0	0	-	0
SANTANA, D.	GC	TY	.000	43	1	0	0	0	0	0	0	0	1	0	0	0	0	-	0
ADAMS, A.			-	18	0	0	0	0	0	0	0	0	0	0	0	0	0	-	0
PEREZ, C.	GC	TY	-	29	0	0	0	0	0	0	0	0	0	0	0	0	0	-	0
Grand Rapids Chicks			.244	2222	5608	692	1366	267	21	206	2293	652	1451	433	86	59	27	68.6	98

37 Players	Tm	Lg	AVG	OBP	SLG	OPS	ISO	SECA	TA	RCON	RC	RC/G	PA	IBB	HBP	SH	SF
MISIEWICZ, A.	GC	TY	.500	.500	.500	1.000	.000	.000	1.000	.4	1.0	13.5	4	0	0	0	0
OTTAVINO, A.	GC	TY	.500	.500	.500	1.000	.000	.000	1.000	.4	1.0	13.5	4	0	0	0	0
ANDERSON, T.	GC	TY	.316	.336	.500	.836	.184	.222	.783	22.8	88.1	6.3	551	1	1	0	2
WADE, T.	GC	TY	.313	.396	.395	.791	.082	.299	.911	7.5	25.2	6.0	169	0	2	0	1
ROGERS, J.	GC	TY	.304	.402	.671	1.073	.367	.532	1.200	10.6	22.6	11.1	92	1	0	0	0
WONG, K.	GC	TY	.286	.355	.465	.820	.178	.251	.805	18.9	76.9	6.2	508	1	17	0	3
STEPHENSON, T.	GC	TY	.285	.370	.427	.797	.141	.277	.749	15.6	55.1	5.5	406	3	1	0	2
GARLICK, K.	GC	TY	.276	.344	.534	.878	.259	.345	.841	3.6	10.2	6.2	64	0	1	0	0
BRADLEY, B.	GC	TY	.274	.345	.537	.883	.264	.328	.878	13.0	38.2	7.0	223	1	9	0	0
DONALDSON, J.	GC	TY	.273	.374	.567	.941	.294	.456	.942	43.1	95.3	7.0	548	1	1	0	2
CASTELLANOS, N.	GC	TY	.273	.314	.549	.863	.277	.330	.816	26.6	83.9	5.9	542	2	5	0	4
HOSKINS, R.	GC	TY	.262	.344	.501	.845	.240	.365	.845	23.0	73.3	6.4	465	1	3	0	6
ANDUJAR, M.	GC	TY	.248	.309	.436	.745	.188	.262	.678	2.2	19.8	4.7	162	0	2	0	0
HAMILTON, B.	GC	TY	.247	.263	.442	.704	.195	.351	.793	2.3	10.6	4.8	80	0	0	0	1
MARSH, B.	GC	TY	.227	.281	.331	.612	.104	.186	.552	-6.7	27.0	3.4	292	0	4	0	2
GRICHUK, R.	GC	TY	.225	.273	.369	.642	.143	.204	.551	-11.5	51.1	3.4	546	0	3	0	2
VALAIKA, P.	GC	TY	.200	.252	.269	.521	.069	.136	.421	-22.2	25.4	2.3	390	1	2	0	3
MONTGOMERY, J.	GC	TY	.192	.250	.231	.481	.038	.096	.364	-4.5	3.0	1.7	59	0	0	3	0
EATON, A.			.181	.258	.267	.525	.086	.164	.454	-6.7	8.4	2.3	128	0	4	0	0
THOMPSON, Z.	GC	TY	.171	.194	.286	.480	.114	.143	.379	-2.8	2.0	1.9	36	0	0	0	0
KNIZNER, A.	GC	TY	.165	.267	.216	.483	.050	.156	.413	-15.1	13.3	1.9	251	1	8	0	2
SANTANA, D.			.149	.213	.184	.397	.034	.092	.325	-9.9	3.4	1.2	95	0	2	0	0
SMITH, C.	GC	TY	.148	.179	.148	.327	.000	.000	.217	-3.6	.8	.9	29	0	1	1	0
KINTZLER, B.			.143	.143	.143	.286	.000	.000	.167	-2.1	.4	.7	16	0	0	2	0
ALMORA, A.	GC	TY	.141	.150	.195	.345	.053	.061	.236	-33.5	7.1	.8	267	0	1	1	1
MANNING, M.	GC	TY	.133	.133	.133	.267	.000	.000	.148	-4.7	.5	.5	33	0	0	3	0
MOORE, M.	GC	TY	.118	.118	.118	.235	.000	.000	.125	-2.8	.1	.2	17	0	0	0	0
ZIMMERMANN, B.	GC	TY	.100	.217	.100	.317	.000	.150	.278	-2.6	.7	1.0	24	0	0	1	0
MUSGROVE, J.	GC	TY	.097	.111	.113	.224	.016	.032	.143	-10.6	1.0	.4	68	0	0	4	0
GANT, J.	GC	TY	.059	.057	.059	.116	.000	.000	.063	-7.1	.3	.2	41	0	0	6	1
WOOD, A.	GC	TY	.021	.021	.021	.042	.000	.000	.021	-11.3	.1	.0	52	0	0	4	0
UNDERWOOD, D.	GC	TY	.000	.000	.000	.000	.000	.000	.000	-.8	.0	.0	3	0	0	0	0
GUERRA, D.			.000	.000	.000	.000	.000	.000	.000	-.5	.0	.0	2	0	0	0	0
RAINEY, T.	GC	TY	.000	.000	.000	.000	.000	.000	.000	-.5	.0	.0	2	0	0	0	0
SANTANA, D.	GC	TY	.000	.000	.000	.000	.000	.000	.000	-.3	.0	.0	1	0	0	0	0
ADAMS, A.			-	-	-	-	-	-	-	.0	-	-	0	0	0	0	0
PEREZ, C.	GC	TY	-	-	-	-	-	-	-	.0	-	-	0	0	0	0	0
Grand Rapids Chicks			.244	.304	.409	.713	.165	.248	.653	30.5	700.3	4.3	6170	13	67	25	32

2022





The 10 players with the highest Batting Average

Name	Tm	Lg	AVG	PA
RILEY, A.	HH	TY	.333	693
GOLDSCHMIDT, P.	BB	TY	.331	641
GURRIEL, Y.	FR	TY	.328	580
REYNOLDS, B.	WC	TY	.316	652
ANDERSON, T.	GC	TY	.316	551
MARTINEZ, J.	BB	TY	.314	613
TUCKER, K.	EB	TY	.310	583
FRAZIER, A.	MI	TY	.307	605
CRONENWORTH, J.	EB	TY	.303	664
HARPER, B.	RO	TY	.299	563

The 10 players with the highest Slugging Average

Name	Tm	Lg	SLG	PA
OHTANI, S.	RO	TY	.618	641
PEREZ, S.	FR	TY	.611	679
HARPER, B.	RO	TY	.608	563
GOLDSCHMIDT, P.	BB	TY	.589	641
TUCKER, K.	EB	TY	.576	583
VOTTO, J.	EB	TY	.573	504
DUVALL, A.	BR	TY	.573	574
RILEY, A.	HH	TY	.570	693
TATIS, F.	HO	TY	.568	522
DONALDSON, J.	GC	TY	.567	548

The 10 players with the highest On Base Percentage

Name	Tm	Lg	OBP	PA
SOTO, J.	ID	TY	.419	676
RILEY, A.	HH	TY	.418	693
GOLDSCHMIDT, P.	BB	TY	.396	641
TURNER, J.	RO	TY	.392	598
OLSON, M.	EA	TY	.389	676
FRAZIER, A.	MI	TY	.388	605
OHTANI, S.	RO	TY	.384	641
CRON, C.	GU	TY	.383	553
MUNCY, M.	LI	TY	.383	588
GURRIEL, Y.	FR	TY	.383	580

The 10 players with the most Runs Created

Name	Tm	Lg	RC	PA
RILEY, A.	HH	TY	146.1	693
GOLDSCHMIDT, P.	BB	TY	139.2	641
OHTANI, S.	RO	TY	133.8	641
GUERRERO, V.	HO	TY	125.9	703
REYNOLDS, B.	WC	TY	124.6	652
OLSON, M.	EA	TY	121.4	676
PEREZ, S.	FR	TY	120.9	679
FREEMAN, F.	WC	TY	118.3	716
SOTO, J.	ID	TY	117.0	676
CRONENWORTH, J.	EB	TY	115.5	664

The 10 players with the highest Total Average

Name	Tm	Lg	TA	PA
OHTANI, S.	RO	TY	1.122	641
GOLDSCHMIDT, P.	BB	TY	1.066	641
HARPER, B.	RO	TY	1.055	563
RILEY, A.	HH	TY	1.041	693
MUNCY, M.	LI	TY	1.003	588
TUCKER, K.	EB	TY	1.000	583
SOTO, J.	ID	TY	.965	676
TATIS, F.	HO	TY	.965	522
MACHADO, M.	SS	TY	.964	510
VOTTO, J.	EB	TY	.951	504

The 10 players with the most Runs Contributed

Name	Tm	Lg	RCON	PA
RILEY, A.	HH	TY	67.0	693
OHTANI, S.	RO	TY	62.3	641
GOLDSCHMIDT, P.	BB	TY	62.1	641
HARPER, B.	RO	TY	54.1	563
TUCKER, K.	EB	TY	51.9	583
OLSON, M.	EA	TY	51.5	676
PEREZ, S.	FR	TY	49.7	679
SOTO, J.	ID	TY	49.0	676
GUERRERO, V.	HO	TY	48.2	703
REYNOLDS, B.	WC	TY	47.9	652

The 10 players with the most Runs Scored

Name	Tm	Lg	R	PA
EDMAN, T.	EB	TY	127	744
OHTANI, S.	RO	TY	121	641
REYNOLDS, B.	WC	TY	118	652
HARPER, B.	RO	TY	112	563
MULLINS, C.	MI	TY	111	715
SEMIEN, M.	EB	TY	110	729
CRONENWORTH, J.	EB	TY	106	664
GOLDSCHMIDT, P.	BB	TY	105	641
FREEMAN, F.	WC	TY	105	716
MERRIFIELD, W.	WA	TY	104	732

The 10 players with the most Runs Batted In

Name	Tm	Lg	RBI	PA
PEREZ, S.	FR	TY	142	679
OHTANI, S.	RO	TY	126	641
ABREU, J.	ID	TY	119	671
HANIGER, M.	WA	TY	118	617
GUERRERO, V.	HO	TY	113	703
SEMIEN, M.	EB	TY	113	729
MULLINS, C.	MI	TY	110	715
RAMIREZ, J.	WC	TY	109	612
POLANCO, J.	SS	TY	108	628
FREEMAN, F.	WC	TY	106	716

The 10 players with the most Hits

Name	Tm	Lg	H	PA
RILEY, A.	HH	TY	201	693
GOLDSCHMIDT, P.	BB	TY	190	641
EDMAN, T.	EB	TY	186	744
REYNOLDS, B.	WC	TY	185	652
PEREZ, S.	FR	TY	185	679
FREEMAN, F.	WC	TY	185	716
CRONENWORTH, J.	EB	TY	184	664
TURNER, T.	SI	TY	183	659
CRAWFORD, J.	MI	TY	182	733
BICHETTE, B.	WA	TY	181	696

The 10 players with the most Doubles

Name	Tm	Lg	2B	PA
CRONENWORTH, J.	EB	TY	48	664
MARTINEZ, J.	BB	TY	45	613
DEVERS, R.	GU	TY	44	644
CRAWFORD, J.	MI	TY	44	733
GURRIEL, Y.	FR	TY	41	580
TUCKER, K.	EB	TY	41	583
HERNANDEZ, T.	BR	TY	41	617
ALBIES, O.	ES	TY	41	687
MULLINS, C.	MI	TY	41	715
EDMAN, T.	EB	TY	41	744

The 10 players with the most Triples

Name	Tm	Lg	3B	PA
OHTANI, S.	RO	TY	9	641
CARLSON, D.	WA	TY	7	584
HAMILTON, B.	GC	TY	6	80
MARTE, S.	BB	TY	6	435
WENDLE, J.	LI	TY	6	465
BETTS, M.	MR	TY	6	505
ESCOBAR, E.	MI	TY	6	566
STORY, T.	MR	TY	6	607
CRONENWORTH, J.	EB	TY	6	664
ALBIES, O.	ES	TY	6	687

The 11 players with the most Home Runs

Name	Tm	Lg	HR	PA
PEREZ, S.	FR	TY	59	679
DUVALL, A.	BR	TY	48	574
OHTANI, S.	RO	TY	47	641
SEMIEN, M.	EB	TY	43	729
LOWE, B.	BT	TY	42	630
RAMIREZ, J.	WC	TY	41	612
JUDGE, A.	EA	TY	41	659
HARPER, B.	RO	TY	39	563
GUERRERO, V.	HO	TY	39	703
2 players tied at 38				

The 10 players with the most Hits

Name	Tm	Lg	H	PA
RILEY, A.	HH	TY	201	693
GOLDSCHMIDT, P.	BB	TY	190	641
EDMAN, T.	EB	TY	186	744
REYNOLDS, B.	WC	TY	185	652
PEREZ, S.	FR	TY	185	679
FREEMAN, F.	WC	TY	185	716
CRONENWORTH, J.	EB	TY	184	664
TURNER, T.	SI	TY	183	659
CRAWFORD, J.	MI	TY	182	733
BICHETTE, B.	WA	TY	181	696

The 10 players with the most Doubles

Name	Tm	Lg	2B	PA
CRONENWORTH, J.	EB	TY	48	664
MARTINEZ, J.	BB	TY	45	613
DEVERS, R.	GU	TY	44	644
CRAWFORD, J.	MI	TY	44	733
GURRIEL, Y.	FR	TY	41	580
TUCKER, K.	EB	TY	41	583
HERNANDEZ, T.	BR	TY	41	617
ALBIES, O.	ES	TY	41	687
MULLINS, C.	MI	TY	41	715
EDMAN, T.	EB	TY	41	744

The 10 players with the most Triples

Name	Tm	Lg	3B	PA
OHTANI, S.	RO	TY	9	641
CARLSON, D.	WA	TY	7	584
HAMILTON, B.	GC	TY	6	80
MARTE, S.	BB	TY	6	435
WENDLE, J.	LI	TY	6	465
BETTS, M.	MR	TY	6	505
ESCOBAR, E.	MI	TY	6	566
STORY, T.	MR	TY	6	607
CRONENWORTH, J.	EB	TY	6	664
ALBIES, O.	ES	TY	6	687

The 11 players with the most Home Runs

Name	Tm	Lg	HR	PA
PEREZ, S.	FR	TY	59	679
DUVALL, A.	BR	TY	48	574
OHTANI, S.	RO	TY	47	641
SEMIEN, M.	EB	TY	43	729
LOWE, B.	BT	TY	42	630
RAMIREZ, J.	WC	TY	41	612
JUDGE, A.	EA	TY	41	659
HARPER, B.	RO	TY	39	563
GUERRERO, V.	HO	TY	39	703
2 players tied at 38				

The 12 players with the most Walks

Name	Tm	Lg	BB	PA
SOTO, J.	ID	TY	128	676
OHTANI, S.	RO	TY	88	641
GUERRERO, V.	HO	TY	88	703
OLSON, M.	EA	TY	87	676
GALLO, J.	MI	TY	85	489
MONCADA, Y.	FF	TY	81	610
CANHA, M.	FR	TY	80	588
CORREA, C.	BT	TY	79	644
MUNCY, M.	LI	TY	78	588

3 players tied at 76

The 10 players with the most Strikeouts

Name	Tm	Lg	SO	PA
McKENNA, R.	NE	TY	202	549
SUAREZ, E.	MR	TY	181	588
OHTANI, S.	RO	TY	179	641
SWANSON, D.	EA	TY	176	659
TAYLOR, C.	SI	TY	170	561
LOWE, B.	BT	TY	169	630
GALLO, J.	MI	TY	168	489
DIAZ, I.	HI	TY	168	568
BICHETTE, B.	WA	TY	167	696
PEREZ, S.	FR	TY	166	679

The 10 players with the most Left On Base

Name	Tm	Lg	LOB	PA
MULLINS, C.	MI	TY	280	715
SWANSON, D.	EA	TY	276	659
LOWE, B.	BT	TY	255	630
CRAWFORD, J.	MI	TY	248	733
POLANCO, J.	SS	TY	246	628
FREEMAN, F.	WC	TY	246	716
OHTANI, S.	RO	TY	242	641
ARENADO, N.	BB	TY	241	608
PEREZ, S.	FR	TY	238	679
BICHETTE, B.	WA	TY	237	696

The 10 players with the most Grounded Into Double Plays

Name	Tm	Lg	GDP	PA
ABREU, J.	ID	TY	27	671
DONALDSON, J.	GC	TY	23	548
ALONSO, P.	HH	TY	22	652
BOTE, D.	ID	TY	19	326
FRANCE, T.	FF	TY	19	608
PEREZ, S.	FR	TY	19	679
BELL, J.	MR	TY	18	588
ARENADO, N.	BB	TY	18	608
LeMAHIEU, D.	GU	TY	18	655
OLSON, M.	EA	TY	17	676

The 11 players with the most MultiHit Games

Name	Tm	Lg	MHG	PA
REYNOLDS, B.	WC	TY	58	652
CRONENWORTH, J.	EB	TY	57	664
RILEY, A.	HH	TY	57	693
PEREZ, S.	FR	TY	56	679
EDMAN, T.	EB	TY	55	744
ANDERSON, T.	GC	TY	54	551
GURRIEL, Y.	FR	TY	52	580
GOLDSCHMIDT, P.	BB	TY	52	641
MERRIFIELD, W.	WA	TY	52	732

2 players tied at 51

The 11 players with the longest Stolen Base Streak Season

Name	Tm	Lg	SB	ASB
TUCKER, K.	EB	TY	27	27
RAMIREZ, J.	WC	TY	25	29
MARTE, S.	BB	TY	22	53
EDMAN, T.	EB	TY	21	45
HERNANDEZ, Y.	ES	TY	20	36
CHISHOLM, J.	HA	TY	19	35
GROSSMAN, R.	FF	TY	17	25
MERRIFIELD, W.	WA	TY	17	49

3 players tied at 16

The 10 players with the most Stolen Bases

Name	Tm	Lg	SB	ASB
MARTE, S.	BB	TY	49	53
MERRIFIELD, W.	WA	TY	47	49
EDMAN, T.	EB	TY	40	45
TAPIA, R.	HA	TY	35	48
STRAW, M.	SS	TY	34	38
HERNANDEZ, Y.	ES	TY	33	36
OHTANI, S.	RO	TY	33	47
MULLINS, C.	MI	TY	32	38
CHISHOLM, J.	HA	TY	31	35
TURNER, T.	SI	TY	30	33

The 10 players with the highest Stolen Base Percentage

Name	Tm	Lg	SBP	ASB
TUCKER, K.	EB	TY	100.0	27
RAMIREZ, J.	WC	TY	96.6	29
MERRIFIELD, W.	WA	TY	95.9	49
SIERRA, M.	ID	TY	95.2	21
MARTE, S.	BB	TY	92.5	53
HERNANDEZ, Y.	ES	TY	91.7	36
TURNER, T.	SI	TY	90.9	33
GORDON, N.	GU	TY	90.9	22
LOPEZ, N.	SS	TY	90.0	30
KINER-FALEFA, I.	BB	TY	89.7	29



The
Pitchers



The 10 players with the best Wins - Losses

Name	Tm	Lg	W - L	PCT
BERRIOS, J.	BB	TY	22- 8	.733
MORTON, C.	RO	TY	21- 3	.875
BUEHLER, W.	BR	TY	21- 9	.700
GAUSMAN, K.	BT	TY	19- 5	.792
STROMAN, M.	BB	TY	19- 6	.760
RAY, R.	LI	TY	18- 6	.750
WEBB, L.	LI	TY	17- 3	.850
MONTAS, F.	BB	TY	17- 5	.773
EOVALDI, N.	EB	TY	17- 6	.739
FRIED, M.	FR	TY	16-12	.571

The 10 players with the highest Win Percentage

Name	Tm	Lg	PCT	DEC
MORTON, C.	RO	TY	.875	24
WEBB, L.	LI	TY	.850	20
GAUSMAN, K.	BT	TY	.792	24
BURNES, C.	WA	TY	.778	18
QUANTRILL, C.	LI	TY	.778	18
MONTAS, F.	BB	TY	.773	22
STROMAN, M.	BB	TY	.760	25
RAY, R.	LI	TY	.750	24
EOVALDI, N.	EB	TY	.739	23
BERRIOS, J.	BB	TY	.733	30

The 10 players with the lowest Earned Run Average

Name	Tm	Lg	ERA	IP
BURNES, C.	WA	TY	2.03	172.2
BUEHLER, W.	BR	TY	2.16	238.0
QUANTRILL, C.	LI	TY	2.23	181.2
GAUSMAN, K.	BT	TY	2.27	210.1
ALCANTARA, S.	ID	TY	2.32	209.2
STROMAN, M.	BB	TY	2.32	205.2
URIAS, J.	WA	TY	2.59	188.0
DeSCLAFANI, A.	LI	TY	2.84	199.1
WEBB, L.	LI	TY	2.90	177.0
RAY, R.	LI	TY	2.96	213.0

The 10 players with the most Earned Runs Prevented

Name	Tm	Lg	ERPT	IP
BUEHLER, W.	BR	TY	50.5	238.0
GAUSMAN, K.	BT	TY	42.0	210.1
ALCANTARA, S.	ID	TY	40.7	209.2
STROMAN, M.	BB	TY	39.9	205.2
BURNES, C.	WA	TY	39.0	172.2
QUANTRILL, C.	LI	TY	37.1	181.2
URIAS, J.	WA	TY	30.9	188.0
DeSCLAFANI, A.	LI	TY	27.0	199.1
RAY, R.	LI	TY	26.2	213.0
WEBB, L.	LI	TY	23.0	177.0

The 11 players with the most Innings Pitched

Name	Tm	Lg	IP	G
BUEHLER, W.	BR	TY	238.0	33
HENDRICKS, K.	FF	TY	219.0	34
WHEELER, Z.	ID	TY	218.1	33
MORTON, C.	RO	TY	215.2	37
BERRIOS, J.	BB	TY	214.1	34
RAY, R.	LI	TY	213.0	32
GAUSMAN, K.	BT	TY	210.1	30
ALCANTARA, S.	ID	TY	209.2	29
WAINWRIGHT, A.	BR	TY	207.0	36

2 players tied at 205.2

The 10 players with the lowest Opposition Batting Average

Name	Tm	Lg	OBA	IP
HADER, J.	WA	TY	.082	57.2
CLASE, E.	FR	TY	.086	68.2
WILLIAMS, D.	WA	TY	.103	57.1
McHUGH, C.	BT	TY	.103	71.1
STECKENRIDER, D.	BB	TY	.120	81.0
TREINEN, B.	SS	TY	.125	83.1
SUAREZ, R.	BR	TY	.127	108.2
deGROM, J.	MI	TY	.132	63.0
JACKSON, L.	BB	TY	.142	62.0
KITTREDGE, A.	RO	TY	.143	85.1

The 10 players with the most Games Started

Name	Tm	Lg	GS	IP-s
MORTON, C.	RO	TY	37	215.2
WAINWRIGHT, A.	BR	TY	35	206.2
MINOR, M.	RO	TY	35	171.2
HENDRICKS, K.	FF	TY	34	219.0
BERRIOS, J.	BB	TY	34	214.1
MONTAS, F.	BB	TY	34	201.1
BUEHLER, W.	BR	TY	33	238.0
WHEELER, Z.	ID	TY	33	218.1
GIOLITO, L.	BR	TY	33	197.0
COLE, G.	BB	TY	32	191.2

The 13 players with the most Quality Starts

Name	Tm	Lg	QS	GS
BUEHLER, W.	BR	TY	25	33
GAUSMAN, K.	BT	TY	24	30
STROMAN, M.	BB	TY	24	31
ALCANTARA, S.	ID	TY	22	29
EOVALDI, N.	EB	TY	21	31
RAY, R.	LI	TY	20	29
SCHERZER, M.	EB	TY	20	30
FRIED, M.	FR	TY	20	31
HENDRICKS, K.	FF	TY	20	34

4 players tied at 19

The 14 players with the most Complete Games

Name	Tm	Lg	CG	GS
OHTANI, S.	RO	TY	11	18
WOODRUFF, B.	HI	TY	7	28
BUEHLER, W.	BR	TY	7	33
BERRIOS, J.	BB	TY	7	34
DeSCLAFANI, A.	LI	TY	6	27
ALCANTARA, S.	ID	TY	6	29
PETERSON, D.	HO	TY	6	30

7 players tied at 5

The 13 players with the most Shutouts

Name	Tm	Lg	SHO	GS
ALCANTARA, S.	ID	TY	4	29

12 players tied at 3

The 10 players with the longest Winning Streak Current

Name	Tm	Lg	W	GS
OHTANI, S.	RO	TY	12	18
GAUSMAN, K.	BT	TY	12	30
KIM, K.	RO	TY	11	23
WEBB, L.	LI	TY	11	26
BERRIOS, J.	BB	TY	11	34
MONTAS, F.	BB	TY	11	34
MORTON, C.	RO	TY	11	37
DeSCLAFANI, A.	LI	TY	10	27
RAY, R.	LI	TY	10	29
EOVALDI, N.	EB	TY	10	31

The 12 players with the longest No Wins Streak Current

Name	Tm	Lg	NoW	GS
HARVEY, M.	MR	TY	14	15
WIDENER, T.	SI	TY	11	15
SALE, C.	SS	TY	10	10
DUNN, J.	NE	TY	8	8
KOWAR, J.	HI	TY	8	9
ALEXANDER, T.	HO	TY	8	14
WATKINS, S.	NE	TY	8	14
FLEMING, J.	FF	TY	8	20

4 players tied at 7

**The 10 players with the
least Offensive Support Per 9 Innings**

Name	Tm	Lg	SUP/9	IP-s
WOODRUFF, B.	HI	TY	3.1	202.0
CASTILLO, L.	HI	TY	3.2	173.1
MUSGROVE, J.	GC	TY	3.2	198.0
WHEELER, Z.	ID	TY	3.4	218.1
BUEHLER, W.	BR	TY	3.6	238.0
URIAS, J.	WA	TY	3.6	188.0
GIOLITO, L.	BR	TY	3.7	197.0
McCULLERS, L.	MR	TY	3.8	166.0
ALCANTARA, S.	ID	TY	3.8	209.2
HENDRICKS, K.	FF	TY	3.8	219.0

**The 10 players with the
most Offensive Support Per 9 Innings**

Name	Tm	Lg	SUP/9	IP-s
WEBB, L.	LI	TY	6.5	176.2
MINOR, M.	RO	TY	6.3	171.2
RAY, R.	LI	TY	6.3	205.1
MORTON, C.	RO	TY	6.0	215.2
MILEY, W.	BT	TY	5.7	171.0
QUANTRILL, C.	LI	TY	5.6	178.0
BERRIOS, J.	BB	TY	5.5	214.1
STROMAN, M.	BB	TY	5.4	200.2
PETERSON, D.	HO	TY	5.4	201.2
RODRIGUEZ, E.	GU	TY	5.2	169.1

**The 10 players with the
most Strikeouts**

Name	Tm	Lg	SO	IP
RAY, R.	LI	TY	252	213.0
COLE, G.	BB	TY	239	191.2
WHEELER, Z.	ID	TY	239	218.1
CEASE, D.	BR	TY	236	193.0
MONTAS, F.	BB	TY	234	205.2
SCHERZER, M.	EB	TY	229	194.0
MUSGROVE, J.	GC	TY	229	198.0
GAUSMAN, K.	BT	TY	223	210.1
GIOLITO, L.	BR	TY	222	197.0
MORTON, C.	RO	TY	217	215.2

**The 10 players with the
highest Strikeouts Per 9 Innings, Starting**

Name	Tm	Lg	SO/9-s	IP-s
BURNES, C.	WA	TY	11.3	172.2
COLE, G.	BB	TY	11.2	191.2
RODRIGUEZ, E.	GU	TY	11.2	169.1
CEASE, D.	BR	TY	11.0	190.0
RAY, R.	LI	TY	10.7	205.1
SCHERZER, M.	EB	TY	10.6	194.0
MUSGROVE, J.	GC	TY	10.4	198.0
PIVETTA, N.	GU	TY	10.3	162.1
MONTAS, F.	BB	TY	10.2	201.1
GIOLITO, L.	BR	TY	10.1	197.0

The 10 players with the lowest Baserunners Per 9 Innings, Starting

Name	Tm	Lg	BR/9-s	IP-s
BUEHLER, W.	BR	TY	7.7	238.0
STROMAN, M.	BB	TY	7.9	200.2
DeSCLAFANI, A.	LI	TY	8.3	194.2
BURNES, C.	WA	TY	8.3	172.2
QUANTRILL, C.	LI	TY	8.5	178.0
GAUSMAN, K.	BT	TY	8.6	210.1
URIAS, J.	WA	TY	8.6	188.0
WOODRUFF, B.	HI	TY	8.6	202.0
WEBB, L.	LI	TY	9.1	176.2
RAY, R.	LI	TY	9.1	205.1

The 10 players with the highest Baserunners Per 9 Innings, Starting

Name	Tm	Lg	BR/9-s	IP-s
PETERSON, D.	HO	TY	14.4	201.2
MINOR, M.	RO	TY	14.1	171.2
HILL, R.	FR	TY	13.1	167.1
CASTILLO, L.	HI	TY	13.0	173.1
MONTGOMERY, J.	GC	TY	12.7	162.2
RODRIGUEZ, E.	GU	TY	12.7	169.1
McCULLERS, L.	MR	TY	12.7	166.0
MANAEA, S.	HH	TY	12.7	187.2
PIVETTA, N.	GU	TY	12.6	162.1
WAINWRIGHT, A.	BR	TY	12.5	206.2

The 10 players with the lowest Hits Per 9 Innings, Starting

Name	Tm	Lg	H/9-s	IP-s
BUEHLER, W.	BR	TY	5.2	238.0
STROMAN, M.	BB	TY	5.5	200.2
GAUSMAN, K.	BT	TY	5.7	210.1
QUANTRILL, C.	LI	TY	5.8	178.0
WOODRUFF, B.	HI	TY	5.9	202.0
RAY, R.	LI	TY	6.0	205.1
BURNES, C.	WA	TY	6.0	172.2
DeSCLAFANI, A.	LI	TY	6.1	194.2
WEBB, L.	LI	TY	6.3	176.2
McCULLERS, L.	MR	TY	6.3	166.0

The 10 players with the highest Hits Per 9 Innings, Starting

Name	Tm	Lg	H/9-s	IP-s
MINOR, M.	RO	TY	10.8	171.2
PETERSON, D.	HO	TY	10.7	201.2
MANAEA, S.	HH	TY	9.7	187.2
PIVETTA, N.	GU	TY	9.1	162.1
RODRIGUEZ, E.	GU	TY	9.1	169.1
DARVISH, Y.	FF	TY	9.0	182.2
HILL, R.	FR	TY	8.9	167.1
MUSGROVE, J.	GC	TY	8.9	198.0
CASTILLO, L.	HI	TY	8.8	173.1
IRVIN, C.	EA	TY	8.8	199.2

The 10 players with the
lowest Walks Per 9 Innings, Starting

Name	Tm	Lg	BB/9-s	IP-s
DeSCLAFANI, A.	LI	TY	1.9	194.2
HENDRICKS, K.	FF	TY	2.0	219.0
STROMAN, M.	BB	TY	2.0	200.2
BURNES, C.	WA	TY	2.0	172.2
URIAS, J.	WA	TY	2.1	188.0
BUEHLER, W.	BR	TY	2.1	238.0
COLE, G.	BB	TY	2.3	191.2
FRIED, M.	FR	TY	2.3	184.2
BERRIOS, J.	BB	TY	2.5	214.1
GAUSMAN, K.	BT	TY	2.5	210.1

The 10 players with the
highest Walks Per 9 Innings, Starting

Name	Tm	Lg	BB/9-s	IP-s
McCULLERS, L.	MR	TY	5.7	166.0
CASTILLO, L.	HI	TY	4.2	173.1
MONTGOMERY, J.	GC	TY	3.8	162.2
MONTAS, F.	BB	TY	3.7	201.1
HILL, R.	FR	TY	3.6	167.1
PETERSON, D.	HO	TY	3.6	201.2
GIBSON, K.	WA	TY	3.5	175.1
RODRIGUEZ, E.	GU	TY	3.3	169.1
MORTON, C.	RO	TY	3.2	215.2
EOVALDI, N.	EB	TY	3.2	203.1

The 10 players with the
lowest Home Runs Per 9 Innings, Starting

Name	Tm	Lg	HR/9-s	IP-s
BURNES, C.	WA	TY	.52	172.2
McCULLERS, L.	MR	TY	.54	166.0
ALCANTARA, S.	ID	TY	.73	209.2
HENDRICKS, K.	FF	TY	.74	219.0
CEASE, D.	BR	TY	.81	190.0
RODRIGUEZ, E.	GU	TY	.85	169.1
QUANTRILL, C.	LI	TY	.86	178.0
EOVALDI, N.	EB	TY	.89	203.1
STROMAN, M.	BB	TY	.90	200.2
HILL, R.	FR	TY	.91	167.1

The 10 players with the
highest Home Runs Per 9 Innings, Starting

Name	Tm	Lg	HR/9-s	IP-s
COLE, G.	BB	TY	1.69	191.2
WHEELER, Z.	ID	TY	1.69	218.1
MINOR, M.	RO	TY	1.68	171.2
WAINWRIGHT, A.	BR	TY	1.65	206.2
MIZE, C.	HA	TY	1.63	166.0
IRVIN, C.	EA	TY	1.53	199.2
BERRIOS, J.	BB	TY	1.51	214.1
PETERSON, D.	HO	TY	1.47	201.2
FRIED, M.	FR	TY	1.46	184.2
PIVETTA, N.	GU	TY	1.44	162.1

relief

The 11 players with the most Saves

Name	Tm	Lg	SV	SOPP
CLASE, E.	FR	TY	41	100.0
BARLOW, S.	WC	TY	37	86.0
McHUGH, C.	BT	TY	36	90.0
LOAISIGA, J.	EB	TY	34	82.9
ROGERS, T.	MI	TY	31	83.8
HADER, J.	WA	TY	30	93.8
TREINEN, B.	SS	TY	28	80.0
JANSEN, K.	HH	TY	26	72.2
ROMANO, J.	SI	TY	22	78.6

2 players tied at 21

The 10 players with the highest Save Opportunity Percentage

Name	Tm	Lg	SOPP	SOP
CLASE, E.	FR	TY	100.0	41
SUAREZ, R.	BR	TY	94.1	17
HADER, J.	WA	TY	93.8	32
McHUGH, C.	BT	TY	90.0	40
BARLOW, S.	WC	TY	86.0	43
ROGERS, T.	MI	TY	83.8	37
LOAISIGA, J.	EB	TY	82.9	41
TREINEN, B.	SS	TY	80.0	35
NELSON, J.	EA	TY	80.0	20
ROMANO, J.	SI	TY	78.6	28

The 10 players with the lowest Earned Run Average, Relieving

Name	Tm	Lg	ERA-r	IP-r
HADER, J.	WA	TY	.47	57.2
CLASE, E.	FR	TY	.66	68.2
HENDRIKS, L.	BB	TY	.96	74.2
TREINEN, B.	SS	TY	.97	83.1
McHUGH, C.	BT	TY	1.14	71.1
LOUP, A.	BB	TY	1.29	56.0
WILLIAMS, D.	WA	TY	1.41	57.1
STAUMONT, J.	FR	TY	1.45	74.2
RUIZ, J.	WA	TY	1.50	66.0
CESSA, L.	GU	TY	1.52	59.1

The 10 players with the most Earned Runs Prevented, Relieving

Name	Tm	Lg	ERPT-r	IP-r
TREINEN, B.	SS	TY	28.6	83.1
CLASE, E.	FR	TY	26.0	68.2
HENDRIKS, L.	BB	TY	25.7	74.2
McHUGH, C.	BT	TY	23.2	71.1
HADER, J.	WA	TY	23.1	57.2
STECKENRIDER, D.	BB	TY	22.6	81.0
STAUMONT, J.	FR	TY	21.7	74.2
KITTREDGE, A.	RO	TY	20.4	80.2
FULMER, M.	HA	TY	19.2	69.0
CRISMATT, N.	EB	TY	19.0	82.0

The 10 players with the most Innings Pitched, Relieving

Name	Tm	Lg	IP-r	GIR
VOTH, A.	HO	TY	86.0	32
SUTER, B.	FF	TY	84.1	57
TREINEN, B.	SS	TY	83.1	68
WHITLOCK, G.	GU	TY	83.0	56
CRISMATT, N.	EB	TY	82.0	53
CIMBER, A.	GU	TY	82.0	71
BARLOW, S.	WC	TY	82.0	73
SHAW, B.	ID	FARM	81.1	68
STECKENRIDER, D.	BB	TY	81.0	64
KITTREDGE, A.	RO	TY	80.2	64

The 11 players with the most Relief Points

Name	Tm	Lg	RPT	GIR
CLASE, E.	FR	TY	127	60
McHUGH, C.	BT	TY	112	61
BARLOW, S.	WC	TY	103	73
LOAISIGA, J.	EB	TY	94	58
TREINEN, B.	SS	TY	92	68
HADER, J.	WA	TY	88	55
ROGERS, T.	MI	TY	85	70
MELANCON, M.	BR	TY	65	57
SADLER, C.	BB	TY	58	41
2 players tied at 56				

The 11 players with the most Games in Relief

Name	Tm	Lg	GIR	IP-r
BARLOW, S.	WC	TY	73	82.0
CIMBER, A.	GU	TY	71	82.0
ALVAREZ, J.	RO	TY	70	79.1
ROGERS, T.	MI	TY	70	69.1
TREINEN, B.	SS	TY	68	83.1
SHAW, B.	ID	FARM	68	81.1
REYES, A.	SI	TY	68	74.0
4 players tied at 64				

The 10 players with the most Games Finished

Name	Tm	Lg	GF	GIR
BARLOW, S.	WC	TY	61	73
ROMANO, J.	SI	TY	55	60
ROGERS, T.	MI	TY	55	70
CLASE, E.	FR	TY	53	60
MARTIN, B.	HO	TY	51	59
LOAISIGA, J.	EB	TY	50	58
TREINEN, B.	SS	TY	49	68
McHUGH, C.	BT	TY	45	61
HADER, J.	WA	TY	42	55
JANSEN, K.	HH	TY	42	63

The 13 players with the most Blown Saves

Name	Tm	Lg	BS	GIR
CHAPMAN, A.	SI	TY	9	57
SEWALD, P.	EB	TY	8	50
WHITLOCK, G.	GU	TY	8	56
GREEN, C.	MR	TY	8	57
LUETGE, L.	BR	TY	7	50
ROBLES, H.	NE	TY	7	57

7 players tied at 6

The 14 players with the most Holds

Name	Tm	Lg	HLD	GIR
LOUP, A.	BB	TY	22	55
GALLEGOS, G.	FR	TY	19	61
REYES, A.	SI	TY	18	68
RASMUSSEN, D.	MI	TY	17	48
JOHNSON, P.	RO	TY	17	58
SEWALD, P.	EB	TY	16	50
RUIZ, J.	WA	TY	16	56
THIELBAR, C.	EA	TY	16	62

6 players tied at 15

The 10 players with the most Inherited Runners

Name	Tm	Lg	IR	GIR
HOLMES, C.	GU	TY	52	64
HOLLAND, G.	ID	FARM	50	43
ALVAREZ, J.	RO	TY	45	70
KITTREDGE, A.	RO	TY	44	64
McGEE, J.	LI	TY	42	56
MARTIN, B.	HO	TY	40	59
LEONE, D.	FF	TY	37	53
WHITLOCK, G.	GU	TY	37	56
HILL, T.	HA	TY	37	58
BLEIER, R.	SS	TY	36	61

The 10 players with the lowest Inherited Runners Scored Percentage

Name	Tm	Lg	IRSP	IR
PRESSLY, R.	BB	TY	7.1	28
LOUP, A.	BB	TY	12.1	33
BARLOW, S.	WC	TY	13.3	30
STECKENRIDER, D.	BB	TY	16.0	25
SUTER, B.	FF	TY	17.1	35
LEONE, D.	FF	TY	18.9	37
TREINEN, B.	SS	TY	20.0	25
HENDRIKS, L.	BB	TY	20.7	29
RICHARDS, T.	HA	TY	22.2	27
ROBLES, H.	NE	TY	22.2	27

The 10 players with the most Strikeouts, Relieving

Name	Tm	Lg	SO-r	IP-r
REYES, A.	SI	TY	108	74.0
GREEN, C.	MR	TY	106	79.1
VOTH, A.	HO	TY	101	86.0
KOPECH, M.	HI	TY	97	74.1
HENDRIKS, L.	BB	TY	96	74.2
SEWALD, P.	EB	TY	94	72.1
BOXBERGER, B.	RO	TY	93	73.1
TREINEN, B.	SS	TY	91	83.1
KARINCHAK, J.	ES	TY	90	60.2
KIMBREL, C.	BT	TY	87	67.0

The 10 players with the highest Strikeouts Per 9 Innings, Relieving

Name	Tm	Lg	SO/9-r	IP-r
KARINCHAK, J.	ES	TY	13.4	60.2
REYES, A.	SI	TY	13.1	74.0
TEPERA, R.	LI	TY	12.3	55.0
GREEN, C.	MR	TY	12.0	79.1
CASTILLO, D.	HH	TY	12.0	63.0
DIAZ, E.	EB	TY	11.8	58.0
KOPECH, M.	HI	TY	11.7	74.1
SEWALD, P.	EB	TY	11.7	72.1
KIMBREL, C.	BT	TY	11.7	67.0
HENDRIKS, L.	BB	TY	11.6	74.2

The 11 players with the lowest Baserunners Per 9 Innings, Relieving

Name	Tm	Lg	BR/9-r	IP-r
McHUGH, C.	BT	TY	4.5	71.1
HADER, J.	WA	TY	5.3	57.2
KITTREDGE, A.	RO	TY	5.4	80.2
STECKENRIDER, D.	BB	TY	5.6	81.0
CLASE, E.	FR	TY	5.9	68.2
TREINEN, B.	SS	TY	5.9	83.1
McGEE, J.	LI	TY	6.0	61.0
HENDRIKS, L.	BB	TY	6.5	74.2
RUIZ, J.	WA	TY	6.5	66.0

The 10 players with the highest Baserunners Per 9 Innings, Relieving

Name	Tm	Lg	BR/9-r	IP-r
VALDEZ, P.	HI	TY	17.9	60.1
OTTAVINO, A.	GC	TY	17.2	63.1
ROBLES, H.	NE	TY	16.2	72.2
VOTH, A.	HO	TY	15.6	86.0
KUHL, C.	NE	TY	15.2	64.0
UNDERWOOD, D.	GC	TY	15.0	61.0
COLOME, A.	ID	TY	15.0	67.2
BROGDON, C.	HO	TY	14.2	60.1
CHAPMAN, A.	SI	TY	14.1	55.0
REYES, A.	SI	TY	13.6	74.0

2 players tied at 6.8

The 10 players with the lowest Walks Per 9 Innings, Relieving

Name	Tm	Lg	BB/9-r	IP-r
BLEIER, R.	SS	TY	1.0	70.0
McGEE, J.	LI	TY	1.0	61.0
HENDRIKS, L.	BB	TY	1.3	74.2
McHUGH, C.	BT	TY	1.4	71.1
CRISMATT, N.	EB	TY	1.4	82.0
RODRIGUEZ, R.	SS	TY	1.4	68.1
LUETGE, L.	BR	TY	1.6	62.1
MISIEWICZ, A.	GC	TY	1.7	65.1
PARKER, B.	MR	TY	1.7	54.0
KITTREDGE, A.	RO	TY	1.7	80.2

The 10 players with the highest Walks Per 9 Innings, Relieving

Name	Tm	Lg	BB/9-r	IP-r
ROBLES, H.	NE	TY	7.9	72.2
REYES, A.	SI	TY	6.4	74.0
CHAPMAN, A.	SI	TY	5.9	55.0
KUHL, C.	NE	TY	5.3	64.0
VALDEZ, P.	HI	TY	5.2	60.1
SHAW, B.	ID	FARM	5.2	81.1
THOMPSON, K.	NE	TY	5.2	59.1
CISHEK, S.	EA	TY	5.0	66.1
HILL, T.	HA	TY	4.9	68.1
FEYEREISEN, J.	MR	TY	4.8	62.1

The 10 players with the lowest Home Runs Per 9 Innings, Relieving

Name	Tm	Lg	HR/9-r	IP-r
HADER, J.	WA	TY	.16	57.2
HENDRIKS, L.	BB	TY	.24	74.2
CLASE, E.	FR	TY	.26	68.2
LOUP, A.	BB	TY	.32	56.0
BICKFORD, P.	LI	TY	.33	55.0
CIMBER, A.	GU	TY	.33	82.0
MELANCON, M.	BR	TY	.39	69.2
TREINEN, B.	SS	TY	.43	83.1
HILL, T.	HA	TY	.53	68.1
STAUMONT, J.	FR	TY	.60	74.2

The 10 players with the highest Home Runs Per 9 Innings, Relieving

Name	Tm	Lg	HR/9-r	IP-r
CHAPMAN, A.	SI	TY	2.62	55.0
OTTAVINO, A.	GC	TY	2.42	63.1
ROMANO, J.	SI	TY	2.38	64.1
GIVENS, M.	HA	TY	2.35	57.1
COLOME, A.	ID	TY	2.13	67.2
TEPERA, R.	LI	TY	1.96	55.0
VALDEZ, P.	HI	TY	1.94	60.1
STRICKLAND, H.	HA	TY	1.89	66.2
STAMMEN, C.	BT	TY	1.86	72.2
TAYLOR, J.	MI	TY	1.83	59.0

fielding

The 10 players with the highest Range at Second Base

Name	Tm	Lg	RNG	INN
ODOR, R.	HO	TY	5.31	666.2
BROSSEAU, M.	NE	TY	4.57	627.2
WONG, K.	GC	TY	4.51	946.1
TORRES, G.	EA	TY	4.48	954.2
ALBIES, O.	ES	TY	4.47	1388.1
SCHOOP, J.	WC	TY	4.46	958.1
FLORES, W.	ID	TY	4.38	678.0
FRAZIER, A.	MI	TY	4.31	1110.2
INDIA, J.	SI	TY	4.25	1229.2
FRANCE, T.	FF	TY	4.24	1181.2

The 10 players with the highest Fielding Average at Second Base

Name	Tm	Lg	FLD	INN
ALTUVE, J.	RO	TY	.998	1151.2
FRAZIER, A.	MI	TY	.994	1110.2
WONG, K.	GC	TY	.992	946.1
ALBIES, O.	ES	TY	.991	1388.1
SEMIEN, M.	EB	TY	.991	728.1
FRANCE, T.	FF	TY	.988	1181.2
MERRIFIELD, W.	WA	TY	.986	1438.2
KEMP, T.	MR	TY	.986	614.0
SCHOOP, J.	WC	TY	.985	958.1
TORRES, G.	EA	TY	.985	954.2

The 10 players with the highest Range at Third Base

Name	Tm	Lg	RNG	INN
MONCADA, Y.	FF	TY	2.32	1265.2
CASTRO, S.	HA	TY	2.31	655.1
TURNER, J.	RO	TY	2.18	1191.1
URSHELA, G.	ID	TY	2.16	847.2
HERNANDEZ, Y.	ES	TY	2.14	601.1
HAYES, K.	HO	TY	2.13	805.1
CANDELARIO, J.	EA	TY	2.07	1273.1
ESCOBAR, E.	MI	TY	2.05	819.0
SEAGER, K.	BR	TY	2.03	881.1
DIAZ, Y.	WA	TY	2.02	655.2

The 10 players with the highest Fielding Average at Third Base

Name	Tm	Lg	FLD	INN
MACHADO, M.	SS	TY	.991	1044.2
ARENADO, N.	BB	TY	.986	1320.1
RILEY, A.	HH	TY	.974	1360.1
TURNER, J.	RO	TY	.970	1191.1
RAMIREZ, J.	WC	TY	.969	1220.0
HERNANDEZ, Y.	ES	TY	.966	601.1
CASTRO, S.	HA	TY	.966	655.1
DIAZ, I.	HI	TY	.959	1267.1
McMAHON, R.	BT	TY	.958	861.2
MONCADA, Y.	FF	TY	.950	1265.2

The 10 players with the highest Range at Shortstop

Name	Tm	Lg	RNG	INN
NEWMAN, K.	HO	TY	4.87	691.0
SWANSON, D.	EA	TY	4.74	1362.1
ROJAS, M.	ID	TY	4.69	1091.2
BOGAERTS, X.	GU	TY	4.62	1215.2
ADAMES, W.	HI	TY	4.60	776.1
TATIS, F.	HO	TY	4.60	722.1
AHMED, N.	HA	TY	4.59	1091.1
RENGIFO, L.	HI	TY	4.58	638.1
SIMMONS, A.	NE	TY	4.51	1234.2
ANDRUS, E.	FR	TY	4.47	1034.2

The 10 players with the highest Fielding Average at Shortstop

Name	Tm	Lg	FLD	INN
SWANSON, D.	EA	TY	.988	1362.1
ROJAS, M.	ID	TY	.986	1091.2
SIMMONS, A.	NE	TY	.986	1234.2
AHMED, N.	HA	TY	.984	1091.1
STORY, T.	MR	TY	.983	1247.2
BOGAERTS, X.	GU	TY	.983	1215.2
LINDOR, F.	ES	TY	.982	1090.0
LOPEZ, N.	SS	TY	.979	1054.0
CRAWFORD, B.	RO	TY	.977	1102.0
CRAWFORD, J.	MI	TY	.977	1406.2

The 10 players with the highest Range in Left Field

Name	Tm	Lg	RNG	INN
TAPIA, R.	HA	TY	1.87	687.1
GARCIA, A.	MI	TY	1.82	785.2
GROSSMAN, R.	FF	TY	1.81	1127.0
SCHWARBER, K.	GU	TY	1.75	806.1
McCUTCHEM, A.	NE	TY	1.74	847.2
CASTELLANOS, N.	GC	TY	1.72	1011.1
MARTINEZ, J.	BB	TY	1.69	1160.0
MEADOWS, A.	EB	TY	1.59	736.1
REYES, F.	HH	TY	1.58	867.0
OHTANI, S.	RO	TY	1.56	983.2

The 10 players with the highest Fielding Average in Left Field

Name	Tm	Lg	FLD	INN
GROSSMAN, R.	FF	TY	1.000	1127.0
TAPIA, R.	HA	TY	.993	687.1
SOTO, J.	ID	TY	.985	1190.0
GARCIA, A.	MI	TY	.981	785.2
MEADOWS, A.	EB	TY	.977	736.1
STRAW, M.	SS	TY	.969	973.1
REYES, F.	HH	TY	.968	867.0
OHTANI, S.	RO	TY	.966	983.2
McCUTCHEM, A.	NE	TY	.959	847.2
MARTINEZ, J.	BB	TY	.952	1160.0

The 10 players with the highest Range in Center Field

Name	Tm	Lg	RNG	INN
NIMMO, B.	RO	TY	3.37	600.1
HERNANDEZ, T.	BR	TY	3.21	1282.1
TUCKER, K.	EB	TY	3.15	751.0
BLACKMON, C.	ID	TY	3.14	988.0
HAPP, I.	BT	TY	3.08	657.2
REYNOLDS, B.	WC	TY	3.06	1226.1
VERDUGO, A.	SI	TY	2.97	1047.1
TAYLOR, M.	HA	TY	2.97	912.1
CANHA, M.	FR	TY	2.94	1047.2
MARGOT, M.	HH	TY	2.91	651.2

The 10 players with the highest Fielding Average in Center Field

Name	Tm	Lg	FLD	INN
REYNOLDS, B.	WC	TY	1.000	1226.1
GRISHAM, T.	EA	TY	.997	938.0
TUCKER, K.	EB	TY	.996	751.0
MARGOT, M.	HH	TY	.995	651.2
VERDUGO, A.	SI	TY	.994	1047.1
TAYLOR, M.	HA	TY	.993	912.1
CANHA, M.	FR	TY	.991	1047.2
MULLINS, C.	MI	TY	.989	1408.2
NIMMO, B.	RO	TY	.987	600.1
HERNANDEZ, T.	BR	TY	.981	1282.1

The 10 players with the highest Range in Right Field

Name	Tm	Lg	RNG	INN
DUVALL, A.	BR	TY	2.17	1205.0
GURRIEL, L.	HA	TY	1.98	1128.1
BRANTLEY, M.	BB	TY	1.96	745.1
GALLO, J.	MI	TY	1.85	971.0
HARPER, B.	RO	TY	1.83	979.1
NAQUIN, T.	WC	TY	1.82	775.2
STANTON, G.	FF	TY	1.77	1102.2
JUDGE, A.	EA	TY	1.75	1314.1
HANIGER, M.	WA	TY	1.69	613.1
TAYLOR, C.	SI	TY	1.68	764.1

The 10 players with the highest Fielding Average in Right Field

Name	Tm	Lg	FLD	INN
GURRIEL, L.	HA	TY	.996	1128.1
DUVALL, A.	BR	TY	.993	1205.0
JUDGE, A.	EA	TY	.992	1314.1
GALLO, J.	MI	TY	.990	971.0
TAYLOR, C.	SI	TY	.986	764.1
BRYANT, K.	BT	TY	.986	747.0
McKENNA, R.	NE	TY	.985	752.2
CARLSON, D.	WA	TY	.984	653.2
PEDERSON, J.	LI	TY	.982	630.2
BRANTLEY, M.	BB	TY	.982	745.1

The 10 players with the highest Fielding Average at First Base

Name	Tm	Lg	FLD	INN
RIZZO, A.	BT	TY	.999	1168.2
BELT, B.	SS	TY	.998	662.2
WALSH, J.	FF	TY	.998	1146.0
OLSON, M.	EA	TY	.997	1392.1
BELL, J.	MR	TY	.996	1177.1
MUNCY, M.	LI	TY	.996	1102.0
GURRIEL, Y.	FR	TY	.996	1088.2
FREEMAN, F.	WC	TY	.995	1405.0
ABREU, J.	ID	TY	.995	1355.2
HOSMER, E.	WA	TY	.995	1089.0

The 10 players with the highest Fielding Average at Pitcher

Name	Tm	Lg	FLD	INN
BERRIOS, J.	BB	TY	1.000	214.1
URIAS, J.	WA	TY	1.000	188.0
GIBSON, K.	WA	TY	1.000	175.1
LYLES, J.	MI	TY	1.000	158.0
HOUSER, A.	SS	TY	1.000	156.0
ALLARD, K.	WC	TY	1.000	146.1
RYU, H.	ES	TY	.980	192.0
HENDRICKS, K.	FF	TY	.980	219.0
DeSCLAFANI, A.	LI	TY	.977	199.1
ALCANTARA, S.	ID	TY	.977	209.2

The 10 players with the highest Fielding Average at Catcher

Name	Tm	Lg	FLD	INN
REALMUTO, J.	BT	TY	.999	988.2
MALDONADO, M.	HI	TY	.999	729.1
MURPHY, S.	LI	TY	.999	632.2
BARNHART, T.	MI	TY	.998	857.0
POSEY, B.	HH	TY	.998	782.2
PEREZ, R.	BB	TY	.998	805.2
NARVAEZ, O.	SS	TY	.998	750.1
SMITH, W.	MR	TY	.997	944.0
GRANDAL, Y.	WC	TY	.996	675.1
CONTRERAS, W.	LI	TY	.996	668.0

The 10 players with the lowest Opposition Stolen Base Average at Catcher


Name	Tm	Lg	OSBA	INN
MALDONADO, M.	HI	TY	.111	729.1
DIAZ, E.	BB	TY	.118	609.2
MURPHY, S.	LI	TY	.156	632.2
PEREZ, S.	FR	TY	.213	1353.0
HAASE, E.	EB	TY	.319	704.1
PEREZ, M.	SI	TY	.321	813.1
REALMUTO, J.	BT	TY	.337	988.2
POSEY, B.	HH	TY	.345	782.2
HEIM, J.	HA	TY	.364	642.0
CONTRERAS, W.	LI	TY	.377	668.0



RAWLINGS
GOLD GLOVE AWARD

Pitcher – Jose Berrios, Beacon
Catcher – Martin Maldonado, Hilton Head
First Base – Anthony Rizzo, Bethesda
Second Base – Kolten Wong, Grand Rapids
Third Base – Justin Turner, Rochester
Shortstop – Dansby Swanson, Eastport
Left Field – Raimel Tapia, Hamilton
Center Field – Kyle Tucker, Evanston
Right Field – Adam Duvall, Bradenton
- Lourdes Gurriel, Hamilton





A person is holding a white sign with a pink border. The sign has the text "LET'S GO" in a pink, sans-serif font and "streaking" in a pink, cursive font. The person is wearing a dark top and light-colored pants, and is standing on a light blue background.

LET'S GO
streaking

streaks

The 14 players with the longest Hitting Streak Current

Name	Tm	Lg	G	PA
MARTE, S.	BB	TY	13	435
CONFORTO, M.	ES	TY	12	468
LUX, G.	SS	TY	10	284
SCHOOP, J.	WC	TY	10	558
PEREZ, S.	FR	TY	10	679
GARCIA, A.	HH	TY	9	531
TUCKER, K.	EB	TY	9	583
WALSH, J.	FF	TY	8	561
POLANCO, J.	SS	TY	8	628

5 players tied at 7

The 51 players with the longest Doubles Streak Current

Name	Tm	Lg	G	PA
BENINTENDI, A.	ES	TY	3	327
BARNHART, T.	MI	TY	3	384
LINDOR, F.	ES	TY	3	541
THOMPSON, Z.	GC	TY	2	36
MEYERS, J.	SI	TY	2	147
DIAZ, E.	BB	TY	2	272
ROJAS, J.	SS	TY	2	401
CONFORTO, M.	ES	TY	2	468
ABREU, J.	ID	TY	2	671

42 players tied at 1

The 805 players with the longest Triples Streak Current

Name	Tm	Lg	G	PA
MEYERS, J.	SI	TY	1	147
MEJIA, F.	SI	TY	1	224
DICKERSON, A.	NE	TY	1	292
NIMMO, B.	RO	TY	1	372

801 players tied at 0

The 58 players with the longest Home Run Streak Current

Name	Tm	Lg	G	PA
YNOA, H.	HO	TY	2	36
MAYFIELD, J.	ES	TY	2	266
COOPER, G.	MI	TY	2	274
STANTON, G.	FF	TY	2	562
ALVAREZ, Y.	FF	TY	2	578
HERNANDEZ, T.	BR	TY	2	617

52 players tied at 1

The 12 players with the longest Hitting Streak Season

Name	Tm	Lg	G	PA
MARTE, K.	WC	TY	26	372
BOGAERTS, X.	GU	TY	21	636
LOWE, N.	BR	TY	20	458
OLSON, M.	EA	TY	20	676
RILEY, A.	HH	TY	20	693
BLACKMON, C.	ID	TY	19	605

6 players tied at 17

The 20 players with the longest Doubles Streak Season

Name	Tm	Lg	G	PA
ALONSO, P.	HH	TY	5	652
CRONENWORTH, J.	EB	TY	5	664
MULLINS, C.	MI	TY	5	715

17 players tied at 4

The 218 players with the longest Triples Streak Season

Name	Tm	Lg	G	PA
ADELL, J.	HO	TY	2	148
ADRIANZA, E.	HA	TY	2	244
DICKERSON, C.	GU	TY	2	371
BETTS, M.	MR	TY	2	505
CARLSON, D.	WA	TY	2	584
STORY, T.	MR	TY	2	607

212 players tied at 1

The 12 players with the longest Home Run Streak Season

Name	Tm	Lg	G	PA
GARCIA, A.	HH	TY	5	531

11 players tied at 4

The 33 players with the longest Extra Base Hit Streak Current

Name	Tm	Lg	G	PA
GARCIA, A.	HH	TY	7	531
MEYERS, J.	SI	TY	4	147
LUX, G.	SS	TY	4	284
HERNANDEZ, E.	LI	TY	4	528
BENINTENDI, A.	ES	TY	3	327
WINKER, J.	LI	TY	3	332
BARNHART, T.	MI	TY	3	384
LINDOR, F.	ES	TY	3	541

25 players tied at 2

The 23 players with the longest Walks Streak Current

Name	Tm	Lg	G	PA
JOE, C.	NE	TY	5	234
SOTO, J.	ID	TY	5	676
DUVALL, A.	BR	TY	4	574
YELICH, C.	WA	TY	3	442

19 players tied at 2

The 10 players with the longest On Base Streak Current

Name	Tm	Lg	G	PA
CONFORTO, M.	ES	TY	20	468
SCHOOP, J.	WC	TY	18	558
PEREZ, S.	FR	TY	18	679
RILEY, A.	HH	TY	18	693
HOSKINS, R.	GC	TY	16	465
LUX, G.	SS	TY	14	284
MARTE, S.	BB	TY	14	435
NOLA, A.	FF	TY	13	221
WALSH, J.	FF	TY	12	561
STORY, T.	MR	TY	12	607

The 10 players with the longest Hitless Streak Current

Name	Tm	Lg	G	PA
WOOD, A.	GC	TY	19	52
INCIARTE, E.	ID	TY	17	72
DARVISH, Y.	FF	TY	15	68
WHITLOCK, G.	GU	TY	14	15
LUZARDO, J.	HA	TY	13	24
SKUBAL, T.	HH	TY	13	52
WILSON, B.	HA	TY	12	24
JAX, G.	SI	TY	12	36
HOUSER, A.	SS	TY	12	51
ALCANTARA, S.	ID	TY	12	76

The 13 players with the longest Extra Base Hit Streak Season

Name	Tm	Lg	G	PA
STORY, T.	MR	TY	8	607
IGLESIAS, J.	WC	TY	7	418
SMITH, W.	MR	TY	7	488
GARCIA, A.	HH	TY	7	531
CASTELLANOS, N.	GC	TY	7	542
ALONSO, P.	HH	TY	7	652

7 players tied at 6

The 14 players with the longest Walks Streak Season

Name	Tm	Lg	G	PA
BETTS, M.	MR	TY	10	505
CANHA, M.	FR	TY	9	588
SOTO, J.	ID	TY	9	676
REYNOLDS, B.	WC	TY	8	652

10 players tied at 6

The 11 players with the longest On Base Streak Season

Name	Tm	Lg	G	PA
REYNOLDS, B.	WC	TY	38	652
CANDELARIO, J.	EA	TY	36	653
SOTO, J.	ID	TY	33	676
BOGAERTS, X.	GU	TY	31	636
MARTE, K.	WC	TY	27	372
LeMAHIEU, D.	GU	TY	27	655
SWANSON, D.	EA	TY	27	659

4 players tied at 26

The 11 players with the longest Hitless Streak Season

Name	Tm	Lg	G	PA
WOOD, A.	GC	TY	19	52
SCHERZER, M.	EB	TY	19	71
INCIARTE, E.	ID	TY	17	72
PINEDA, M.	GU	TY	15	47
DARVISH, Y.	FF	TY	15	68
JACKSON, A.	ID	TY	15	80
GONZALEZ, M.	MR	TY	15	299

4 players tied at 14

The 10 players with the longest No Home Run Streak Current

Name	Tm	Lg	G	PA
HERNANDEZ, Y.	ES	TY	92	278
ALMORA, A.	GC	TY	82	267
GARCIA, L.	WA	TY	80	184
SIERRA, M.	ID	TY	80	220
HOERNER, N.	SI	TY	79	185
ALBERTO, H.	GU	TY	72	140
DAZA, Y.	FR	TY	69	314
HEREDIA, G.	HO	TY	69	388
NOLA, A.	FF	TY	68	221
WADE, T.	GC	TY	66	169

The 11 players with the longest No Home Run Streak Season

Name	Tm	Lg	G	PA
LOPEZ, N.	SS	TY	95	536
HERNANDEZ, Y.	ES	TY	92	278
ALMORA, A.	GC	TY	82	267
GARCIA, L.	WA	TY	80	184
SIERRA, M.	ID	TY	80	220
GONZALEZ, M.	MR	TY	80	299
HOERNER, N.	SI	TY	79	185
KINER-FALEFA, I.	BB	TY	75	598
SOSA, E.	BT	TY	74	158

2 players tied at 72

The 16 players with the longest Losing Streak Current

Name	Tm	Lg	L	GS
QUINTANA, J.	NE	TY	12	26
HENTGES, S.	HO	TY	11	21
BUMGARNER, M.	NE	TY	11	26
LOPEZ, J.	ID	TY	11	26
CASTILLO, L.	HI	TY	10	27
FOLTYNEWICZ, M.	HI	TY	9	14
SMYLY, D.	GU	TY	9	23
SKUBAL, T.	HH	TY	9	28

8 players tied at 8

The 17 players with the longest Losing Streak Season

Name	Tm	Lg	L	GS
QUINTANA, J.	NE	TY	12	26
HENTGES, S.	HO	TY	11	21
BUMGARNER, M.	NE	TY	11	26
LOPEZ, J.	ID	TY	11	26
CASTILLO, L.	HI	TY	10	27
FOLTYNEWICZ, M.	HI	TY	9	14
SMYLY, D.	GU	TY	9	23
GONZALES, M.	NE	TY	9	24
SKUBAL, T.	HH	TY	9	28

8 players tied at 8

The 20 players with the longest No Strike Out Streak Current

Name	Tm	Lg	G	PA
PAREDES, I.	MI	TY	14	36
GARNEAU, D.	LI	TY	8	64
CRUZ, N.	FR	TY	8	225
CHAVIS, M.	EB	TY	7	44
FULMER, M.	HA	TY	6	10
ANDUJAR, M.	GC	TY	6	162
KIRK, A.	MI	TY	6	167
THOMAS, L.	HH	TY	6	238
ROBERT, L.	SS	TY	6	260

11 players tied at 5

The 13 players with the longest No Strike Out Streak Season

Name	Tm	Lg	G	PA
KIRK, A.	MI	TY	35	167
SEAGER, C.	LI	TY	17	409
GUILLOMME, L.	EA	TY	15	164
MADRIGAL, N.	HI	TY	15	250
GURRIEL, Y.	FR	TY	15	580
PAREDES, I.	MI	TY	14	36
HERRERA, O.	BB	TY	13	60
SOLANO, D.	RO	TY	13	183

5 players tied at 12

The 16 players with the longest Quality Starts Streak Current

Name	Tm	Lg	QS	GS
GAUSMAN, K.	BT	TY	17	30
CEASE, D.	BR	TY	8	31
COBB, A.	LI	TY	7	19
BURNES, C.	WA	TY	7	26
GARCIA, L.	HH	TY	7	27
deGROM, J.	MI	TY	5	9
BOYD, M.	WC	TY	5	13

9 players tied at 4

The 11 players with the longest Quality Starts Streak Season

Name	Tm	Lg	QS	GS
GAUSMAN, K.	BT	TY	17	30
LYNN, L.	WC	TY	11	26
LAUER, E.	WA	TY	10	20
STROMAN, M.	BB	TY	10	31
KERSHAW, C.	FR	TY	9	23
EOVALDI, N.	EB	TY	9	31

5 players tied at 8

The 12 players with the longest Stolen Base Streak Current

Name	Tm	Lg	SB	ASB
TUCKER, K.	EB	TY	27	27
RAMIREZ, J.	WC	TY	25	29
MERRIFIELD, W.	WA	TY	17	49
REALMUTO, J.	BT	TY	16	16
CRAWFORD, B.	RO	TY	16	19
MACHADO, M.	SS	TY	15	15
FLETCHER, D.	FF	TY	14	14
GORDON, N.	GU	TY	13	22
TURNER, T.	SI	TY	13	33

3 players tied at 12

The 11 players with the longest Stolen Base Streak Season

Name	Tm	Lg	SB	ASB
TUCKER, K.	EB	TY	27	27
RAMIREZ, J.	WC	TY	25	29
MARTE, S.	BB	TY	22	53
EDMAN, T.	EB	TY	21	45
HERNANDEZ, Y.	ES	TY	20	36
CHISHOLM, J.	HA	TY	19	35
GROSSMAN, R.	FF	TY	17	25
MERRIFIELD, W.	WA	TY	17	49

3 players tied at 16

The 12 players with the longest No Wins Streak Current

Name	Tm	Lg	NoW	GS
HARVEY, M.	MR	TY	14	15
WIDENER, T.	SI	TY	11	15
SALE, C.	SS	TY	10	10
DUNN, J.	NE	TY	8	8
KOWAR, J.	HI	TY	8	9
ALEXANDER, T.	HO	TY	8	14
WATKINS, S.	NE	TY	8	14
FLEMING, J.	FF	TY	8	20

4 players tied at 7

The 11 players with the longest No Wins Streak Season

Name	Tm	Lg	NoW	GS
McKENZIE, T.	EA	TY	17	20
GONZALES, M.	NE	TY	17	24
HARVEY, M.	MR	TY	14	15
SINGER, B.	MR	TY	14	19
JAX, G.	SI	TY	14	20

6 players tied at 11

The 10 players with the longest Winning Streak Current

Name	Tm	Lg	W	GS
OHTANI, S.	RO	TY	12	18
GAUSMAN, K.	BT	TY	12	30
KIM, K.	RO	TY	11	23
WEBB, L.	LI	TY	11	26
BERRIOS, J.	BB	TY	11	34
MONTAS, F.	BB	TY	11	34
MORTON, C.	RO	TY	11	37
DeSCLAFANI, A.	LI	TY	10	27
RAY, R.	LI	TY	10	29
EOVALDI, N.	EB	TY	10	31

The 10 players with the longest Winning Streak Season

Name	Tm	Lg	W	GS
OHTANI, S.	RO	TY	12	18
GAUSMAN, K.	BT	TY	12	30
KIM, K.	RO	TY	11	23
WEBB, L.	LI	TY	11	26
BERRIOS, J.	BB	TY	11	34
MONTAS, F.	BB	TY	11	34
MORTON, C.	RO	TY	11	37
DeSCLAFANI, A.	LI	TY	10	27
RAY, R.	LI	TY	10	29
EOVALDI, N.	EB	TY	10	31

The 10 players with the longest Shutout Innings Current

Name	Tm	Lg	IP	GS
FLEXEN, C.	HH	TY	15.0	26
BAUER, T.	MI	TY	14.0	12
BURNES, C.	WA	TY	14.0	26
HOUSER, A.	SS	TY	13.0	24
KIKUCHI, Y.	FF	TY	12.0	26
PEREZ, M.	EA	TY	11.0	23
LYLES, J.	MI	TY	11.0	24
DARVISH, Y.	FF	TY	9.2	30
JAVIER, C.	SI	TY	9.0	9
EOVALDI, N.	EB	TY	9.0	31

The 13 players with the longest Shutout Innings Season

Name	Tm	Lg	IP	GS
FRIED, M.	FR	TY	32.0	31
LOPEZ, P.	BB	TY	31.1	18
WOODRUFF, B.	HI	TY	30.0	28
HENDRICKS, K.	FF	TY	29.0	34
OHTANI, S.	RO	TY	23.0	18
GOMBER, A.	WC	TY	22.0	22
GREINKE, Z.	BT	TY	22.0	24
SNELL, B.	EA	TY	22.0	24
STROMAN, M.	BB	TY	22.0	31

4 players tied at 21.0

The 10 players with the longest Saves Streak Current

Name	Tm	Lg	SV	SOP
CLASE, E.	FR	TY	41	41
McHUGH, C.	BT	TY	14	40
ROGERS, T.	MI	TY	12	37
SUAREZ, R.	BR	TY	11	17
BARLOW, S.	WC	TY	10	43
LOAISIGA, J.	EB	TY	8	41
JANSEN, K.	HH	TY	6	36
WARREN, A.	LI	TY	5	8
BARLOW, J.	GU	TY	5	16
NELSON, J.	EA	TY	5	20

The 10 players with the longest Errorless Games Streak Current

Name	Tm	Lg	G	INN
REYNOLDS, B.	WC	TY	148	1236.2
GROSSMAN, R.	FF	TY	138	1127.0
LAUREANO, R.	BB	TY	132	769.1
BETTS, M.	MR	TY	115	999.2
YELICH, C.	WA	TY	103	875.0
ALBIES, O.	ES	TY	102	1388.1
GARDNER, B.	HI	TY	101	899.2
WADE, L.	BT	TY	99	704.0
TUCKER, K.	EB	TY	98	1179.2
RIZZO, A.	BT	TY	97	1177.2

The 37 players with the longest Error Games Streak Current

Name	Tm	Lg	G	INN
FLEMING, J.	FF	TY	2	114.0
PERALTA, F.	SS	TY	2	153.1

35 players tied at 1

The 11 players with the longest Saves Streak Season

Name	Tm	Lg	SV	SOP
CLASE, E.	FR	TY	41	41
HADER, J.	WA	TY	26	32
McHUGH, C.	BT	TY	14	40
ROGERS, T.	MI	TY	12	37
SUAREZ, R.	BR	TY	11	17
MARTIN, B.	HO	TY	11	26
TREINEN, B.	SS	TY	10	35
LOAISIGA, J.	EB	TY	10	41
BARLOW, S.	WC	TY	10	43

2 players tied at 7

The 10 players with the longest Errorless Games Streak Season

Name	Tm	Lg	G	INN
ALTUVE, J.	RO	TY	151	1151.2
REYNOLDS, B.	WC	TY	148	1236.2
GROSSMAN, R.	FF	TY	138	1127.0
LAUREANO, R.	BB	TY	132	769.1
AROZARENA, R.	MR	TY	132	1257.1
BETTS, M.	MR	TY	115	999.2
FRAZIER, A.	MI	TY	110	1114.2
YELICH, C.	WA	TY	103	875.0
ALBIES, O.	ES	TY	102	1388.1
GARDNER, B.	HI	TY	101	899.2

The 19 players with the longest Error Games Streak Season

Name	Tm	Lg	G	INN
SEAGER, C.	LI	TY	6	745.0
GARCIA, A.	HO	TY	4	413.1
FLORES, W.	ID	TY	4	739.0

16 players tied at 3





TRIVIA

The 30 players with the most Batters Faced					
Rank	Name	Tm	Lg	BF	IP
1	BUEHLER, W.	BR	TY	922	238.0
2	PETERSON, D.	HO	TY	919	203.0
3	WHEELER, Z.	ID	TY	918	218.1
4	WAINWRIGHT, A.	BR	TY	910	207.0
5	HENDRICKS, K.	FF	TY	905	219.0
6	BERRIOS, J.	BB	TY	878	214.1
7	MORTON, C.	RO	TY	874	215.2
8	EOVALDI, N.	EB	TY	852	203.1
9	ALCANTARA, S.	ID	TY	850	209.2
10	IRVIN, C.	EA	TY	848	200.2
11	RAY, R.	LI	TY	846	213.0
12	MAHLE, T.	SS	TY	842	200.1
13	MUSGROVE, J.	GC	TY	836	198.0
14	MONTAS, F.	BB	TY	835	205.2
15	MANAEA, S.	HH	TY	817	187.2
	GIOLITO, L.	BR	TY	817	197.0
17	GAUSMAN, K.	BT	TY	815	210.1
18	RYU, H.	ES	TY	814	192.0
19	CEASE, D.	BR	TY	806	193.0
20	CASTILLO, L.	HI	TY	805	181.0
21	WOODRUFF, B.	HI	TY	802	203.0
22	STROMAN, M.	BB	TY	801	205.2
23	SCHERZER, M.	EB	TY	787	194.0
24	QUINTANA, J.	NE	TY	785	165.1
25	DARVISH, Y.	FF	TY	783	182.2
26	MINOR, M.	RO	TY	769	171.2
27	COLE, G.	BB	TY	768	191.2
28	DeSCLAFANI, A.	LI	TY	767	199.1
29	DAVIES, Z.	HO	TY	762	158.1
30	FALTER, B.	NE	TY	754	172.2

The 30 players with the highest Batters Faced Per 9 Innings					
Rank	Name	Tm	Lg	BF/9	IP
1	HOFFMAN, J.	ID	TY	46.3	59.1
2	WATKINS, S.	NE	TY	45.0	99.1
3	OTTAVINO, A.	GC	TY	44.6	63.1
4	McKENZIE, T.	EA	TY	44.5	99.0
5	MOORE, M.	GC	TY	44.1	59.0
6	VALDEZ, P.	HI	TY	44.0	60.1
7	KRANICK, M.	WC	TY	43.9	72.0
8	KOWAR, J.	HI	TY	43.8	75.0
9	KUHL, C.	NE	TY	43.5	84.1
10	KELLER, M.	ES	TY	43.5	115.1
11	OVIEDO, J.	MI	TY	43.4	93.2
12	SMITH, C.	GC	TY	43.4	93.1
13	BARNES, C.	ES	TY	43.4	115.1
14	WIDENER, Z.	HO	TY	43.3	158.1
15	WIDENER, T.	SI	TY	43.0	74.1
16	QUINTANA, J.	NE	TY	42.7	165.1
17	ROBLES, H.	NE	TY	42.7	72.2
18	WILSON, B.	HA	TY	42.7	66.2
19	ALLEN, L.	HI	TY	42.6	112.1
20	HARVEY, M.	MR	TY	42.6	74.0
21	LOPEZ, J.	ID	TY	42.5	130.1
22	SINGER, B.	MR	TY	42.5	98.2
23	COLOME, A.	ID	TY	42.4	67.2
24	HENTGES, S.	HO	TY	42.4	146.2
25	GANT, J.	GC	TY	42.4	119.1
26	CHAPMAN, A.	SI	TY	42.4	55.0
27	VOTH, A.	HO	TY	42.3	148.1
28	LUZARDO, J.	HA	TY	42.1	81.0
29	UNDERWOOD, D.	GC	TY	42.0	61.0
30	WACHA, M.	ES	TY	42.0	128.1

The 30 players with the highest Complete Games Percentage					
Rank	Name	Tm	Lg	CGP	CG
1	WOODRUFF, B.	HI	TY	25.0	7
2	DeSCLAFANI, A.	LI	TY	22.2	6
3	BUEHLER, W.	BR	TY	21.2	7
4	ALCANTARA, S.	ID	TY	20.7	6
5	BERRIOS, J.	BB	TY	20.6	7
6	PETERSON, D.	HO	TY	20.0	6
7	RYU, H.	ES	TY	18.5	5
8	RAY, R.	LI	TY	17.2	5
9	FLEXEN, C.	HH	TY	15.4	4
	WEBB, L.	LI	TY	15.4	4
11	WHEELER, Z.	ID	TY	15.2	5
12	CASTILLO, L.	HI	TY	14.8	4
	TAILLON, J.	MR	TY	14.8	4
14	HENDRICKS, K.	FF	TY	14.7	5
15	IRVIN, C.	EA	TY	13.3	4
16	CEASE, D.	BR	TY	12.9	4
17	QUANTRILL, C.	LI	TY	12.0	3
18	GAUSMAN, K.	BT	TY	10.0	3
	MUSGROVE, J.	GC	TY	10.0	3
20	EOVALDI, N.	EB	TY	9.7	3
21	WAINWRIGHT, A.	BR	TY	8.6	3
22	MONTGOMERY, J.	GC	TY	8.0	2
23	BURNES, C.	WA	TY	7.7	2
	LYNN, L.	WC	TY	7.7	2
	MIZE, C.	HA	TY	7.7	2
27	PIVETTA, N.	GU	TY	7.7	2
	GARCIA, L.	HH	TY	7.4	2
28	RODRIGUEZ, E.	GU	TY	7.1	2
29	COLE, G.	BB	TY	6.3	2
30	GIOLITO, L.	BR	TY	6.1	2

The 31 players with the most Doubles Allowed					
Rank	Name	Tm	Lg	2B	IP
1	McCULLERS, L.	MR	TY	50	172.1
2	MANAEA, S.	HH	TY	45	187.2
3	RYU, H.	ES	TY	44	192.0
	MONTAS, F.	BB	TY	44	205.2
5	IRVIN, C.	EA	TY	43	200.2
6	WHEELER, Z.	ID	TY	42	218.1
7	GIBSON, K.	WA	TY	41	175.1
	SCHERZER, M.	EB	TY	41	194.0
	WAINWRIGHT, A.	BR	TY	41	207.0
	MORTON, C.	RO	TY	41	215.2
11	MUSGROVE, J.	GC	TY	40	198.0
	STROMAN, M.	BB	TY	40	205.2
13	FALTER, B.	NE	TY	39	172.2
	CEASE, D.	BR	TY	39	193.0
	RAY, R.	LI	TY	39	213.0
16	BASSITT, C.	WA	TY	38	161.1
	MIZE, C.	HA	TY	38	166.0
	URIAS, J.	WA	TY	38	188.0
19	WALKER, T.	ES	TY	37	153.2
	HENDRICKS, K.	FF	TY	37	219.0
21	FLEXEN, C.	HH	TY	36	173.0
	LYNN, L.	WC	TY	36	181.2
23	BUMGARNER, M.	NE	TY	35	152.1
	BURNES, C.	WA	TY	35	172.2

7 players tied at 34

The 59 players with the most Triples Allowed					
Rank	Name	Tm	Lg	3B	IP
1	HENDRICKS, K.	FF	TY	7	219.0
2	HEANEY, A.	EB	TY	6	121.1
	WACHA, M.	ES	TY	6	128.1
	QUINTANA, J.	NE	TY	6	165.1
5	HARVEY, M.	MR	TY	5	74.0
	LOPEZ, J.	ID	TY	5	130.1
	KELLY, M.	FR	TY	5	134.2
	GIOLITO, L.	BR	TY	5	197.0
	WHEELER, Z.	ID	TY	5	218.1
10	KING, M.	GU	TY	4	54.1
	WATKINS, S.	NE	TY	4	99.1
	BIEBER, S.	BT	TY	4	115.2
	ODORIZZI, J.	FR	TY	4	117.0
	FREELAND, K.	EB	TY	4	118.0
	PEREZ, M.	EA	TY	4	139.2
	WALKER, T.	ES	TY	4	153.2
	DAVIES, Z.	HO	TY	4	158.1
	TAILLON, J.	MR	TY	4	163.2
	MILEY, W.	BT	TY	4	171.0
	BURNES, C.	WA	TY	4	172.2
	FLEXEN, C.	HH	TY	4	173.0
	WOODRUFF, B.	HI	TY	4	203.0
	ALCANTARA, S.	ID	TY	4	209.2
	BERRIOS, J.	BB	TY	4	214.1

35 players tied at 3

The 37 players with the most Home Runs Allowed					
Rank	Name	Tm	Lg	HR	IP
1	WHEELER, Z.	ID	TY	41	218.1
2	KIKUCHI, Y.	FF	TY	38	140.1
	WAINWRIGHT, A.	BR	TY	38	207.0
4	WATKINS, S.	NE	TY	37	99.1
5	COLE, G.	BB	TY	36	191.2
7	BERRIOS, J.	BB	TY	36	214.1
8	QUINTANA, J.	NE	TY	35	165.1
	WACHA, M.	ES	TY	34	128.1
	IRVIN, C.	EA	TY	34	200.2
10	PETERSON, D.	HO	TY	33	203.0
11	JAX, G.	SI	TY	32	107.2
	FOLTYNEWICZ, M.	HI	TY	32	121.1
	MINOR, M.	RO	TY	32	171.2
	DeSCLAFANI, A.	LI	TY	32	199.1
	MONTAS, F.	BB	TY	32	205.2
16	SMYLY, D.	GU	TY	31	129.0
17	HEANEY, A.	EB	TY	30	121.1
	MIZE, C.	HA	TY	30	166.0
	FRIED, M.	FR	TY	30	184.2
20	CROWE, W.	SI	TY	29	125.1
	PLESAC, Z.	HA	TY	29	150.2
22	WALKER, T.	ES	TY	28	153.2
23	PIVETTA, N.	GU	TY	27	164.1
	FALTER, B.	NE	TY	27	172.2

The 54 players with the most Intentional Walks					
Rank	Name	Tm	Lg	IBB	IP
1	MARTIN, B.	HO	TY	8	76.0
2	ALCALA, J.	NE	TY	6	66.2
	DUFFEY, T.	RO	TY	6	67.1
	ROBLES, H.	NE	TY	6	72.2
	VOTH, A.	HO	TY	6	148.1
6	KELLY, J.	SI	TY	5	42.2
	TAYLOR, B.	ES	TY	5	48.0
	KOPECH, M.	HI	TY	5	74.1
	CHAFIN, A.	BT	TY	5	76.1
	STECKENRIDER, D.	BB	TY	5	81.0
	CIMBER, A.	GU	TY	5	82.0
12	MANTIPLY, J.	MI	TY	4	44.1
	BRADLEY, A.	ID	TY	4	52.0
	CISHEK, S.	EA	TY	4	66.1
	ROGERS, T.	MI	TY	4	69.1
	TREINEN, B.	SS	TY	4	83.1
	KUHL, C.	NE	TY	4	84.1
	KITTREDGE, A.	RO	TY	4	85.1
	BARNES, C.	ES	TY	4	115.1
	LYLES, J.	MI	TY	4	158.0
	FALTER, B.	NE	TY	4	172.2
	LYNN, L.	WC	TY	4	181.2
	ALCANTARA, S.	ID	TY	4	209.2

The 31 players with the most Balks					
Rank	Name	Tm	Lg	BK	IP
1	WILSON, B.	HA	TY	2	66.2
	MORGAN, E.	WC	TY	2	103.0
	PLESAC, Z.	HA	TY	2	150.2
	BASSITT, C.	WA	TY	2	161.1
	MONTGOMERY, J.	GC	TY	2	162.2

26 players tied at 1

The 46 players with the most Wild Pitches					
Rank	Name	Tm	Lg	WP	IP
1	McCULLERS, L.	MR	TY	7	172.1
2	YNOA, H.	HO	TY	6	100.0
	GRAY, J.	FF	TY	6	127.2
	HENTGES, S.	HO	TY	6	146.2
	MARQUEZ, G.	GU	TY	6	151.1
6	UNDERWOOD, D.	GC	TY	5	61.0
	CRISMATT, N.	EB	TY	5	82.0
	SANDOVAL, P.	SS	TY	5	82.2
	THOMPSON, Z.	GC	TY	5	90.2
	WATKINS, S.	NE	TY	5	99.1
	GILBERT, L.	MI	TY	5	117.2
	WACHA, M.	ES	TY	5	128.1
	WOOD, A.	GC	TY	5	140.2
	ANDERSON, I.	HH	TY	5	149.0
	PLESAC, Z.	HA	TY	5	150.2
	LYLES, J.	MI	TY	5	158.0
	BASSITT, C.	WA	TY	5	161.1
	MIZE, C.	HA	TY	5	166.0
	FALTER, B.	NE	TY	5	172.2
	FRIED, M.	FR	TY	5	184.2
	CEASE, D.	BR	TY	5	193.0
	GIOLITO, L.	BR	TY	5	197.0
	PETERSON, D.	HO	TY	5	203.0

The 36 players with the most Hit Batsmen					
Rank	Name	Tm	Lg	HB	IP
1	CEASE, D.	BR	TY	16	193.0
	WAINWRIGHT, A.	BR	TY	16	207.0
3	DAVIES, Z.	HO	TY	14	158.1
	MORTON, C.	RO	TY	14	215.2
5	HILL, R.	FR	TY	13	167.1
	McCULLERS, L.	MR	TY	13	172.1
7	RAY, R.	LI	TY	12	213.0
8	SKUBAL, T.	HH	TY	11	149.2
	GARCIA, L.	HH	TY	11	169.2
	MAHLE, T.	SS	TY	11	200.1
	EOVALDI, N.	EB	TY	11	203.1
	WHEELER, Z.	ID	TY	11	218.1
	BUEHLER, W.	BR	TY	11	238.0
14	WATKINS, S.	NE	TY	10	99.1
	ESPINO, P.	WA	TY		

The 30 players with the most At Bats

Rank	Name	Tm	Lg	AB	PA
1	EDMAN, T.	EB	TY	691	744
2	MERRIFIELD, W.	WA	TY	685	732
3	SEMIEN, M.	EB	TY	677	729
4	CRAWFORD, J.	MI	TY	668	733
5	BICHETTE, B.	WA	TY	649	696
6	FREEMAN, F.	WC	TY	639	716
7	PEREZ, S.	FR	TY	638	679
8	MULLINS, C.	MI	TY	634	715
9	ALBIES, O.	ES	TY	627	687
10	TURNER, T.	SI	TY	615	659
11	GUERRERO, V.	HO	TY	612	703
12	CRONENWORTH, J.	EB	TY	607	664
13	SWANSON, D.	EA	TY	605	659
14	RILEY, A.	HH	TY	604	693
15	ABREU, J.	ID	TY	589	671
16	LeMAHIEU, D.	GU	TY	588	655
17	JUDGE, A.	EA	TY	587	659
18	REYNOLDS, B.	WC	TY	585	652
19	CANDELARIO, J.	EA	TY	585	653
20	DEVERS, R.	GU	TY	583	644
21	ALONSO, P.	HH	TY	582	652
22	STRAW, M.	SS	TY	581	644
23	OLSON, M.	EA	TY	577	676
24	HERNANDEZ, T.	BR	TY	576	617
25	KINER-FALEFA, I.	BB	TY	574	598
26	GOLDSCHMIDT, P.	BB	TY	574	641
27	POLANCO, J.	SS	TY	569	628
28	BOGAERTS, X.	GU	TY	568	636
29	HANIGER, M.	WA	TY	564	617
30	CORREA, C.	BT	TY	560	644

The 30 players with the most Singles

Rank	Name	Tm	Lg	1B	PA
1	RILEY, A.	HH	TY	132	693
2	CRAWFORD, J.	MI	TY	131	733
3	FREEMAN, F.	WC	TY	129	716
4	EDMAN, T.	EB	TY	128	744
5	MERRIFIELD, W.	WA	TY	126	732
6	TURNER, T.	SI	TY	120	659
7	BICHETTE, B.	WA	TY	119	696
8	ANDERSON, T.	GC	TY	118	551
9	KINER-FALEFA, I.	BB	TY	116	598
10	REYNOLDS, B.	WC	TY	116	652
11	FRAZIER, A.	MI	TY	114	605
12	GOLDSCHMIDT, P.	BB	TY	114	641
13	LeMAHIEU, D.	GU	TY	114	655
14	BLACKMON, C.	ID	TY	112	605
15	GURRIEL, Y.	FR	TY	109	580
16	STRAW, M.	SS	TY	107	644
17	CANDELARIO, J.	EA	TY	107	653
18	LOPEZ, N.	SS	TY	106	536
19	SWANSON, D.	EA	TY	106	659
20	CRONENWORTH, J.	EB	TY	106	664
21	TAPIA, R.	HA	TY	105	549
22	SOTO, J.	ID	TY	105	676
23	MARTINEZ, J.	BB	TY	104	613
24	GUERRERO, V.	HO	TY	104	703
25	FRANCE, T.	FF	TY	103	608
26	MONCADA, Y.	FF	TY	103	610
27	JUDGE, A.	EA	TY	103	659
28	CORREA, C.	BT	TY	101	644
29	SEGURA, J.	BB	TY	100	548
30	BOGAERTS, X.	GU	TY	100	636

The 31 players with the most Hit By Pitch

Rank	Name	Tm	Lg	HBP	PA
1	ABREU, J.	ID	TY	24	671
2	RILEY, A.	HH	TY	23	693
3	ALONSO, P.	HH	TY	21	652
4	SMITH, W.	MR	TY	20	488
5	SMITH, D.	ID	TY	20	510
6	STORY, T.	MR	TY	19	607
7	GARCIA, A.	HH	TY	18	531
8	BLACKMON, C.	ID	TY	18	605
9	BARNHART, T.	MI	TY	17	384
10	CONFORTO, M.	ES	TY	17	468
11	WONG, K.	GC	TY	17	508
12	MUNCY, M.	LI	TY	17	588
13	YASTRZEMSKI, M.	BR	TY	16	303
14	HIURA, K.	HI	TY	16	347
15	CANHA, M.	FR	TY	16	588
16	TURNER, J.	RO	TY	16	598
17	FRANCE, T.	FF	TY	16	608
18	PEREZ, S.	FR	TY	16	679
19	INDIA, J.	SI	TY	15	610
20	O'NEILL, T.	WA	TY	14	328
21	REALMUTO, J.	BT	TY	14	489
22	MARTE, S.	BB	TY	13	435
23	WENDLE, J.	LI	TY	13	465
24	CARLSON, D.	WA	TY	13	584
25	ZUNINO, M.	HH	TY	12	337
26	ODOR, R.	HO	TY	12	338
27	BETTS, M.	MR	TY	12	505

The 53 players with the most Sacrifice Flies

Rank	Name	Tm	Lg	SF	PA
1	MARTINEZ, J.	BB	TY	12	613
2	ALBIES, O.	ES	TY	9	687
3	MULLINS, C.	MI	TY	8	715
4	BRANTLEY, M.	BB	TY	6	458
5	HOSKINS, R.	GC	TY	6	465
6	VOTTO, J.	EB	TY	6	504
7	LOWE, B.	BT	TY	6	630
8	NAQUIN, T.	WC	TY	5	418
9	TORRES, G.	EA	TY	5	509
10	SMITH, D.	ID	TY	5	510
11	WALSH, J.	FF	TY	5	561
12	ESCOBAR, E.	MI	TY	5	566
13	GURRIEL, Y.	FR	TY	5	580
14	TUCKER, K.	EB	TY	5	583
15	ARENADO, N.	BB	TY	5	608
16	SWANSON, D.	EA	TY	5	659
17	ABREU, J.	ID	TY	5	671
18	BICHETTE, B.	WA	TY	5	696
19	MERRIFIELD, W.	WA	TY	5	732

34 players tied at 4

The 34 players with the most Sacrifice Hits

Rank	Name	Tm	Lg	SH	PA
1	GONZALES, M.	NE	TY	13	52
2	DeSCLAFFANI, A.	LI	TY	13	74
3	BUBIC, K.	MI	TY	10	50
4	DAVIES, Z.	HO	TY	10	59
5	EOVALDI, N.	EB	TY	10	76
6	HENDRICKS, K.	FF	TY	10	78
7	RAY, R.	LI	TY	10	85
8	ALLARD, K.	WC	TY	9	55
9	MARQUEZ, G.	GU	TY	9	55
10	McCULLERS, L.	MR	TY	9	58
11	GIBSON, K.	WA	TY	9	62
12	GIOLITO, L.	BR	TY	9	66
13	IRVIN, C.	EA	TY	9	73
14	MORTON, C.	RO	TY	9	81
15	BUEHLER, W.	BR	TY	9	91
16	KEUCHEL, D.	ID	TY	8	44
17	WACHA, M.	ES	TY	8	44
18	GRAY, J.	FF	TY	8	51
19	HENTGES, S.	HO	TY	8	54
20	MINOR, M.	RO	TY	8	68
21	L'YNN, L.	WC	TY	8	69
22	SCHERZER, M.	EB	TY	8	71

12 players tied at 7

The 30 players with the most Outs Made

Rank	Name	Tm	Lg	OM	PA
1	MERRIFIELD, W.	WA	TY	525	732
2	EDMAN, T.	EB	TY	520	744
3	SEMIEN, M.	EB	TY	514	729
4	CRAWFORD, J.	MI	TY	497	733
5	MULLINS, C.	MI	TY	485	715
6	BICHETTE, B.	WA	TY	477	696
7	ALBIES, O.	ES	TY	476	687
8	PEREZ, S.	FR	TY	474	679
9	LeMAHIEU, D.	GU	TY	471	655
10	ALONSO, P.	HH	TY	469	652
11	FREEMAN, F.	WC	TY	466	716
12	ABREU, J.	ID	TY	465	671
13	DEVERS, R.	GU	TY	457	644
14	TURNER, T.	SI	TY	455	659
15	ARENADO, N.	BB	TY	454	608
16	STRAW, M.	SS	TY	452	644
17	HERNANDEZ, T.	BR	TY	450	617
18	SWANSON, D.	EA	TY	449	659
19	GUERRERO, V.	HO	TY	447	703
20	KINER-FALEFA, I.	BB	TY	441	598
21	JUDGE, A.	EA	TY	441	659
22	HANIGER, M.	WA	TY	439	617
23	LOWE, B.	BT	TY	437	630
24	ALTUVE, J.	RO	TY	434	617
25	CRONENWORTH, J.	EB	TY	433	664
26	DIAZ, I.	HI	TY	431	568
27	CANDELARIO, J.	EA	TY	430	653
28	OLSON, M.	EA	TY	430	676
29	SUAREZ, E.	MR	TY	429	588
30	GROSSMAN, R.	FF	TY	425	606

The 811 players with the most Awarded First on Interference

Rank	Name	Tm	Lg	AFOE
1	BROSSEAU, M.	NE	TY	2
2	MUSGROVE, J.	GC	TY	1
3	SANTANA, D.			1
4	DAVIS, J.	BT	TY	1
5	SHAW, T.	RO	TY	1
6	MATON, N.	ES	TY	1
7	JANSEN, D.	EB	TY	1
8	TAYLOR, T.	MR	TY	1
9	AGUILAR, J.	BR	TY	1
10	FRANCO, W.	LI	TY	1
11	MALDONADO, M.	HI	TY	1
12	WALKER, C.	HA	TY	1
13	PEREZ, R.	BB	TY	1
14	WISDOM, P.	LI	TY	1
15	VALAIIKA, P.	GC	TY	1
16	VAZQUEZ, C.	GU	TY	1
17	POLLOCK, A.	RO	TY	1
18	STEPHENSON, T.	GC	TY	1
19	CABRERA, M.	SI	TY	1
20	AHMED, N.	HA	TY	1
21	DIAZ, Y.	WA	TY	1
22	CHISHOLM, J.	HA	TY	1
23	SMITH, W.	MR	TY	1
24	DOZIER, H.	SI	TY	1
25	WONG, K.	GC	TY	1
26	PERALTA, D.	ES	TY	1
27	MUNCY, M.	LI	TY	1
28	ARENADO, N.	BB	TY	1
29	BICHETTE, B.	WA	TY	1

782 players tied at 0

The 30 players with the highest Strikeouts Per Plate Appearance

Rank	Name	Tm	Lg	SO/PA	PA
1	McKENNA, R.	NE	TY	.368	549
2	SUAREZ, E.	MR	TY	.308	588
3	GARCIA, A.	MI	TY	.307	537
4	TAYLOR, C.	SI	TY	.303	561
5	DIAZ, I.	HI	TY	.296	568
6	HAPP, I.	BT	TY	.282	517
7	DUVALL, A.	BR	TY	.282	574
8	OHTANI, S.	RO	TY	.279	641
9	AROZARENA, R.	MR	TY	.269	614
10	LOWE, B.	BT	TY	.268	630
11	SWANSON, D.	EA	TY	.267	659
12	TATIS, F.	HO	TY	.262	522
13	GROSSMAN, R.	FF	TY	.259	606
14	HARPER, B.	RO	TY	.258	563
15	McCUTCHEN, A.	NE	TY	.257	576
16	WALSH, J.	FF	TY	.250	561
17	STANTON, G.	FF	TY	.249	562
18	CASTELLANOS, N.	GC	TY	.249	542
19	RENFROE, H.	GU	TY	.249	591
20	HANIGER, M.	WA	TY	.245	617
21	PEREZ, S.	FR	TY	.244	679
22	BICHETTE, B.	WA	TY	.240	696
23	MONCADA, Y.	FF	TY	.239	610
24	HERNANDEZ, T.	BR	TY	.237	617
25	ALVAREZ, Y.	FF	TY	.235	578

The 33 players with the highest HR per PA

Rank	Name	Tm	Lg	HR/PA	PA
1	SBORZ, J.	FR	TY	.3333	3
2	GARCIA, Y.	WC	TY	.1667	6
3	URENA, J.	FR	TY	.1429	7
4	YNOA, H.	HO	TY	.1389	36
5	ZUNINO, M.	HH	TY	.0890	337
6	ROGERS, J.	GC	TY	.0870	92
7	PEREZ, S.	FR	TY	.0869	679
8	ALFORD, A.	EA	TY	.0848	165
9	DUVALL, A.	BR	TY	.0836	574
10	REYES, F.	HH	TY	.0810	457
11	WINKER, J.	LI	TY	.0783	332
12	GARNEAU, D.	LI	TY	.0781	64
13	SOLER, J.	BT	TY	.0763	249
14	VOTTO, J.	EB	TY	.0754	504
15	OHTANI, S.	RO	TY	.0733	641
16	WISDOM, P.	LI	TY	.0728	371
17	DRURY, B.	BT	TY	.0725	69
18</					

TEAMM



TRIVIA®

The 24 teams with the lowest Opposition Batting Average			The 24 teams with the most Strikeouts			The 24 teams with the most Shutouts			The 24 teams with the most Hit Batsmen			The 24 teams with the most Home Runs Allowed		
Rank	Name	OBA	Rank	Name	SO	Rank	Name	SHO	Rank	Name	HB	Rank	Name	HR
1	Beacon Braves	.189	1	Evanston Bees	1498	1	Bradenton Buckeyes	11	1	Eastport Athletics	83	1	Silver Spring Senators	270
2	Waukesha Freeman	.202	2	Hereford Highlanders	1493	2	Long Island Islanders	10	2	Bradenton Buckeyes	80	2	Newark Eagles	247
3	Bradenton Buckeyes	.209	3	Silver Spring Senators	1482	3	Eastport Athletics	8	3	Newark Eagles	75	3	Hilton Head Hammerin' Hedgehogs	240
4	Scranton Spanish Flies	.214	4	Long Island Islanders	1448	4	Innisfree Dukes	8	4	Innisfree Dukes	73	4	Grand Rapids Chicks	236
5	Bethesda Bambinos	.214	5	Beacon Braves	1446	5	Morgantown Raiders	8	5	Silver Spring Senators	73	5	Hamilton Eh's	231
6	Long Island Islanders	.217	6	Bethesda Bambinos	1445	6	Newark Eagles	8	6	Hamilton Eh's	67	6	Innisfree Dukes	230
7	Rochester Cheetahs	.218	7	Farmington River Rats	1442	7	Evanston Bees	7	7	Hereford Highlanders	66	7	Horseshoe Bay Polos	227
8	Morgantown Raiders	.229	8	West Coast Wrecking Crew	1432	8	Mimosa Mirthmakers	7	8	Evanston Bees	64	8	Edinburgh Scotsmen	215
9	Hereford Highlanders	.234	9	Scranton Spanish Flies	1426	9	Rochester Cheetahs	7	9	Farmington River Rats	63	9	Eastport Athletics	213
10	Farmington River Rats	.239	10	Grand Rapids Chicks	1425	10	Gunpowder Ironmen	6	10	Fargo Fungoes	61	10	Mimosa Mirthmakers	213
11	Evanston Bees	.242	11	Hilton Head Hammerin' Hedgehogs	1423	11	Hereford Highlanders	6	11	Morgantown Raiders	59	11	Evanston Bees	209
12	Hamilton Eh's	.247	12	Bradenton Buckeyes	1421	12	Hilton Head Hammerin' Hedgehogs	6	12	Beacon Braves	59	12	Fargo Fungoes	206
13	Mimosa Mirthmakers	.248	13	Gunpowder Ironmen	1421	13	Beacon Braves	5	13	Grand Rapids Chicks	58	13	Gunpowder Ironmen	205
14	Silver Spring Senators	.249	14	Morgantown Raiders	1416	14	Bethesda Bambinos	5	14	West Coast Wrecking Crew	58	14	Bethesda Bambinos	202
15	Fargo Fungoes	.251	15	Rochester Cheetahs	1402	15	Edinburgh Scotsmen	4	15	Gunpowder Ironmen	57	15	Long Island Islanders	201
16	Gunpowder Ironmen	.253	16	Waukesha Freeman	1399	16	Fargo Fungoes	4	16	Edinburgh Scotsmen	56	16	Beacon Braves	193
17	Eastport Athletics	.257	17	Eastport Athletics	1369	17	Hamilton Eh's	4	17	Mimosa Mirthmakers	56	17	Scranton Spanish Flies	191
18	Hilton Head Hammerin' Hedgehogs	.260	18	Mimosa Mirthmakers	1362	18	West Coast Wrecking Crew	4	18	Rochester Cheetahs	56	18	Rochester Cheetahs	188
19	Innisfree Dukes	.264	19	Edinburgh Scotsmen	1357	19	Grand Rapids Chicks	3	19	Scranton Spanish Flies	53	19	Farmington River Rats	187
20	West Coast Wrecking Crew	.265	20	Newark Eagles	1356	20	Horseshoe Bay Polos	3	20	Waukesha Freeman	51	20	West Coast Wrecking Crew	186
21	Edinburgh Scotsmen	.276	21	Hamilton Eh's	1333	21	Waukesha Freeman	3	21	Horseshoe Bay Polos	50	21	Bradenton Buckeyes	185
22	Newark Eagles	.276	22	Horseshoe Bay Polos	1330	22	Farmington River Rats	1	22	Hilton Head Hammerin' Hedgehogs	49	22	Hereford Highlanders	178
23	Grand Rapids Chicks	.277	23	Innisfree Dukes	1316	23	Scranton Spanish Flies	1	23	Bethesda Bambinos	49	23	Morgantown Raiders	177
24	Horseshoe Bay Polos	.289	24	Fargo Fungoes	1313	24	Silver Spring Senators	1	24	Long Island Islanders	48	24	Waukesha Freeman	171

The 24 teams with the most Wild Pitches			The 24 teams with the most Balks			The 24 teams with the most Walks Allowed			The 24 teams with the most Intentional Walks			The 24 teams with the most Sacrifice Flies Allowed		
Rank	Name	WP	Rank	Name	BK	Rank	Name	BB	Rank	Name	IBB	Rank	Name	SF
1	Horseshoe Bay Polos	34	1	Hamilton Eh's	4	1	Newark Eagles	625	1	Horseshoe Bay Polos	36	1	Grand Rapids Chicks	49
2	Fargo Fungoes	31		Waukesha Freeman	4	2	Grand Rapids Chicks	608	2	Newark Eagles	33	2	Horseshoe Bay Polos	36
3	Innisfree Dukes	29	3	Newark Eagles	3	3	Innisfree Dukes	600	3	Innisfree Dukes	31	3	Eastport Athletics	35
	Hereford Highlanders	29		Hereford Highlanders	3	4	Silver Spring Senators	593	4	Rochester Cheetahs	28	4	Newark Eagles	34
5	Hamilton Eh's	28	5	Grand Rapids Chicks	2	5	Hamilton Eh's	576	5	Edinburgh Scotsmen	25	5	Silver Spring Senators	33
	Bradenton Buckeyes	28		Horseshoe Bay Polos	2	6	Eastport Athletics	573	6	Edinburgh Scotsmen	28		Waukesha Freeman	33
7	West Coast Wrecking Crew	26		Hilton Head Hammerin' Hedgehogs	2	7	Horseshoe Bay Polos	550	7	Scranton Spanish Flies	25		Evanston Bees	33
8	Newark Eagles	25		Rochester Cheetahs	2	8	Hilton Head Hammerin' Hedgehogs	544	8	Mimosa Mirthmakers	23		Edinburgh Scotsmen	32
	Eastport Athletics	25		West Coast Wrecking Crew	2	9	Edinburgh Scotsmen	529	9	Hilton Head Hammerin' Hedgehogs	23		Hilton Head Hammerin' Hedgehogs	32
10	Grand Rapids Chicks	24		Evanston Bees	2	10	Morgantown Raiders	528	10	Morgantown Raiders	20		Gunpowder Ironmen	32
	Morgantown Raiders	24		Bethesda Bambinos	2	11	Rochester Cheetahs	520	11	Hamilton Eh's	18		Innisfree Dukes	31
12	Silver Spring Senators	23	12	Innisfree Dukes	1	12	Evanston Bees	512	12	Silver Spring Senators	17	11	Scranton Spanish Flies	31
	Mimosa Mirthmakers	23		Silver Spring Senators	1	13	Hereford Highlanders	511	13	Waukesha Freeman	17		Morgantown Raiders	31
	Scranton Spanish Flies	23		Eastport Athletics	1	14	Gunpowder Ironmen	496	14	West Coast Wrecking Crew	17	14	Hereford Highlanders	30
15	Edinburgh Scotsmen	21		Mimosa Mirthmakers	1	15	Farmington River Rats	493	15	Eastport Athletics	16	15	Fargo Fungoes	29
	Hilton Head Hammerin' Hedgehogs	21		Bradenton Buckeyes	1	16	Waukesha Freeman	491	16	Bethesda Bambinos	16	16	Bradenton Buckeyes	27
	Gunpowder Ironmen	21		Scranton Spanish Flies	1	17	Scranton Spanish Flies	490	16	Grand Rapids Chicks	14	16	West Coast Wrecking Crew	27
18	Farmington River Rats	20		Gunpowder Ironmen	1	18	Fargo Fungoes	484	18	Evanston Bees	14		Hamilton Eh's	26
	Beacon Braves	20		Beacon Braves	1	19	Mimosa Mirthmakers	476	19	Gunpowder Ironmen	12	18	Rochester Cheetahs	25
20	Waukesha Freeman	16	20	Fargo Fungoes	0	20	West Coast Wrecking Crew	475	19	Fargo Fungoes	11	19	Mimosa Mirthmakers	24
	Evanston Bees	15		Edinburgh Scotsmen	0	21	Bradenton Buckeyes	434	20	Beacon Braves	11	20	Long Island Islanders	23
	Long Island Islanders	15		Farmington River Rats	0	22	Bethesda Bambinos	423	21	Farmington River Rats	10	21	Farmington River Rats	21
23	Rochester Cheetahs	13		Long Island Islanders	0	23	Beacon Braves	416	23	Bradenton Buckeyes	10	22	Beacon Braves	17
24	Bethesda Bambinos	12		Morgantown Raiders	0	24	Long Island Islanders	410	24	Long Island Islanders	8	23	Bethesda Bambinos	14
										Hereford Highlanders	7	24		

The 24 teams with the highest Earned Run Average, Relieving

Rank	Name	ERA-r	IP-r
1	Grand Rapids Chicks	6.22	404.0
2	Innisfree Dukes	5.55	445.2
3	Hilton Head Hammerin' Hedgehogs	5.32	387.2
4	Edinburgh Scotsmen	5.29	403.0
5	Newark Eagles	5.07	459.1
6	Eastport Athletics	4.73	492.1
7	Horseshoe Bay Polos	4.45	392.0
8	West Coast Wrecking Crew	4.40	488.1
9	Mimosa Mirthmakers	4.24	495.0
10	Silver Spring Senators	4.18	527.0
11	Long Island Islanders	3.62	388.0
12	Hamilton Eh's	3.38	495.0
13	Hereford Highlanders	3.26	453.1
14	Fargo Fungoes	3.24	467.1
15	Evanston Bees	3.12	498.2
16	Bradenton Buckeyes	3.07	445.0
17	Scranton Spanish Flies	3.04	616.2
18	Farmington River Rats	2.96	531.1
19	Rochester Cheetahs	2.95	549.1
20	Bethesda Bambinos	2.92	492.2
21	Morgantown Raiders	2.90	578.0
22	Gunpowder Ironmen	2.86	528.2
23	Waukesha Freeman	2.31	459.1
24	Beacon Braves	2.11	545.2

The 24 teams with the most Blown Saves

Rank	Name	BS
1	Silver Spring Senators	28
2	West Coast Wrecking Crew	28
3	Edinburgh Scotsmen	24
4	Mimosa Mirthmakers	23
5	Morgantown Raiders	22
6	Evanston Bees	21
7	Grand Rapids Chicks	20
8	Gunpowder Ironmen	20
9	Bradenton Buckeyes	19
10	Long Island Islanders	18
11	Hereford Highlanders	17
12	Beacon Braves	16
13	Fargo Fungoes	16
14	Bethesda Bambinos	15
15	Hamilton Eh's	15
16	Newark Eagles	15
17	Eastport Athletics	13
18	Rochester Cheetahs	13
19	Scranton Spanish Flies	13
20	Hilton Head Hammerin' Hedgehogs	12
21	Horseshoe Bay Polos	12
22	Waukesha Freeman	11
23	Innisfree Dukes	9
24	Farmington River Rats	8

The 24 teams with the most Holds

Rank	Name	HLD
1	Rochester Cheetahs	104
2	Beacon Braves	101
3	Silver Spring Senators	84
4	Mimosa Mirthmakers	70
5	Eastport Athletics	69
6	West Coast Wrecking Crew	69
7	Scranton Spanish Flies	66
8	Waukesha Freeman	64
9	Farmington River Rats	62
10	Hereford Highlanders	61
11	Morgantown Raiders	60
12	Evanston Bees	59
13	Bethesda Bambinos	55
14	Gunpowder Ironmen	51
15	Bradenton Buckeyes	42
16	Fargo Fungoes	41
17	Long Island Islanders	37
18	Hamilton Eh's	34
19	Edinburgh Scotsmen	30
20	Grand Rapids Chicks	19
21	Hilton Head Hammerin' Hedgehogs	19
22	Innisfree Dukes	16
23	Horseshoe Bay Polos	12
24	Newark Eagles	11

The 24 teams with the most Saves

Rank	Name	SV	SOPP
1	Beacon Braves	65	35.1
2	Bethesda Bambinos	54	43.5
3	West Coast Wrecking Crew	54	34.4
4	Hereford Highlanders	53	39.8
5	Farmington River Rats	49	40.8
6	Bradenton Buckeyes	48	42.9
7	Scranton Spanish Flies	47	36.4
8	Waukesha Freeman	46	37.7
9	Rochester Cheetahs	46	27.2
10	Gunpowder Ironmen	43	36.4
11	Long Island Islanders	41	41.8
12	Morgantown Raiders	40	32.8
13	Evanston Bees	39	32.2
14	Mimosa Mirthmakers	39	28.9
15	Fargo Fungoes	38	39.6
16	Hamilton Eh's	33	38.8
17	Silver Spring Senators	30	21.0
18	Eastport Athletics	29	26.1
19	Innisfree Dukes	28	50.0
20	Horseshoe Bay Polos	26	52.0
21	Grand Rapids Chicks	26	38.8
22	Edinburgh Scotsmen	23	27.4
23	Hilton Head Hammerin' Hedgehogs	22	40.7
24	Newark Eagles	12	30.8

U-TCBA22 - TCBA TODAY ML202...

U-TCBA22 - TCBA TODAY ML2021 -...

U-TCBA22 - TCBA TODAY ML2...

U-TCBA22 - TCBA TODAY ML2021 -...

The 24 teams with the highest Opposition Batting Average, Relieving

Rank	Name	OBA-r
1	Grand Rapids Chicks	.305
2	Hilton Head Hammerin' Hedgehogs	.287
3	Horseshoe Bay Polos	.277
4	Innisfree Dukes	.276
5	Newark Eagles	.270
6	West Coast Wrecking Crew	.266
7	Edinburgh Scotsmen	.261
8	Mimosa Mirthmakers	.248
9	Eastport Athletics	.242
10	Long Island Islanders	.242
11	Evanston Bees	.226
12	Gunpowder Ironmen	.221
13	Silver Spring Senators	.220
14	Scranton Spanish Flies	.216
15	Farmington River Rats	.214
16	Fargo Fungoes	.213
17	Hereford Highlanders	.209
18	Bradenton Buckeyes	.208
19	Morgantown Raiders	.208
20	Hamilton Eh's	.206
21	Rochester Cheetahs	.197
22	Bethesda Bambinos	.192
23	Waukesha Freeman	.174
24	Beacon Braves	.163

The 24 teams with the highest Inherited Runners Scored Percentage

Rank	Name	IRSP	IR
1	Edinburgh Scotsmen	39.7	184
2	Grand Rapids Chicks	37.1	170
3	Eastport Athletics	36.2	138
4	Horseshoe Bay Polos	35.9	145
5	Hilton Head Hammerin' Hedgehogs	35.0	137
6	Innisfree Dukes	32.8	189
7	Evanston Bees	32.5	163
8	Newark Eagles	32.0	172
9	Mimosa Mirthmakers	31.8	148
10	Hereford Highlanders	31.5	149
11	West Coast Wrecking Crew	30.8	195
12	Farmington River Rats	30.4	138
13	Silver Spring Senators	30.1	113
14	Bradenton Buckeyes	29.2	144
15	Long Island Islanders	28.3	152
16	Hamilton Eh's	27.3	187
17	Morgantown Raiders	26.7	135
18	Gunpowder Ironmen	26.4	239
19	Waukesha Freeman	25.2	131
20	Scranton Spanish Flies	24.8	141
21	Rochester Cheetahs	24.8	210
22	Fargo Fungoes	21.4	145
23	Bethesda Bambinos	18.8	117
24	Beacon Braves	17.3	197

The 24 teams with the most Inherited Runners

Rank	Name	IR
1	Gunpowder Ironmen	239
2	Rochester Cheetahs	210
3	Beacon Braves	197
4	West Coast Wrecking Crew	195
5	Innisfree Dukes	189
6	Hamilton Eh's	187
7	Edinburgh Scotsmen	184
8	Newark Eagles	172
9	Grand Rapids Chicks	170
10	Evanston Bees	163
11	Long Island Islanders	152
12	Hereford Highlanders	149
13	Mimosa Mirthmakers	148
14	Fargo Fungoes	145
15	Horseshoe Bay Polos	145
16	Bradenton Buckeyes	144
17	Scranton Spanish Flies	141
18	Eastport Athletics	138
19	Farmington River Rats	138
20	Hilton Head Hammerin' Hedgehogs	137
21	Morgantown Raiders	135
22	Waukesha Freeman	131
23	Bethesda Bambinos	117
24	Silver Spring Senators	113

The 24 teams with the most Games in Relief

Rank	Name	GIR	IP-r
1	Rochester Cheetahs	483	549.1
2	Beacon Braves	452	545.2
3	Scranton Spanish Flies	449	616.2
4	Silver Spring Senators	442	527.0
5	Gunpowder Ironmen	436	528.2
6	Morgantown Raiders	427	578.0
7	Mimosa Mirthmakers	427	495.0
8	West Coast Wrecking Crew	426	488.1
9	Eastport Athletics	421	492.1
10	Farmington River Rats	391	531.1
11	Waukesha Freeman	385	459.1
12	Evanston Bees	379	498.2
13	Bethesda Bambinos	373	492.2
14	Hereford Highlanders	369	453.1
15	Hamilton Eh's	365	495.0
16	Fargo Fungoes	362	467.1
17	Grand Rapids Chicks	344	404.0
18	Innisfree Dukes	343	445.2
19	Bradenton Buckeyes	337	445.0
20	Long Island Islanders	322	388.0
21	Edinburgh Scotsmen	308	403.0
22	Newark Eagles	266	459.1
23	Hilton Head Hammerin' Hedgehogs	255	387.2
24	Horseshoe Bay Polos	232	392.0

The 24 teams with the most Hits			
Rank	Name	H	PA
1	Rochester Cheetahs	1532	6364
2	Beacon Braves	1491	6203
3	West Coast Wrecking Crew	1484	6304
4	Gunpowder Ironmen	1423	6292
5	Farmington River Rats	1417	6194
	Scranton Spanish Flies	1417	6302
7	Evanston Bees	1416	6238
8	Bethesda Bambinos	1401	6392
9	Long Island Islanders	1380	6356
10	Hereford Highlanders	1369	6193
11	Grand Rapids Chicks	1366	6170
12	Fargo Fungoes	1353	6186
13	Waukesha Freeman	1343	6099
14	Horseshoe Bay Polos	1326	6202
	Mimosa Mirthmakers	1326	6225
16	Hamilton Eh's	1323	6039
17	Eastport Athletics	1321	6172
18	Silver Spring Senators	1314	6196
19	Morgantown Raiders	1310	6287
20	Innisfree Dukes	1255	6060
21	Edinburgh Scotsmen	1251	6096
22	Bradenton Buckeyes	1246	6009
23	Newark Eagles	1201	6104
24	Hilton Head Hammerin' Hedgehogs	1132	6097

The 24 teams with the most Singles			
Rank	Name	1B	
1	Beacon Braves	963	
2	Rochester Cheetahs	942	
3	Farmington River Rats	938	
4	West Coast Wrecking Crew	932	
5	Scranton Spanish Flies	919	
6	Gunpowder Ironmen	906	
7	Hamilton Eh's	905	
8	Waukesha Freeman	883	
9	Fargo Fungoes	879	
10	Grand Rapids Chicks	872	
11	Hereford Highlanders	868	
12	Innisfree Dukes	863	
13	Eastport Athletics	855	
14	Bethesda Bambinos	852	
15	Silver Spring Senators	846	
16	Long Island Islanders	827	
17	Evanston Bees	824	
18	Mimosa Mirthmakers	823	
19	Horseshoe Bay Polos	812	
20	Newark Eagles	810	
21	Morgantown Raiders	782	
22	Bradenton Buckeyes	767	
23	Edinburgh Scotsmen	748	
24	Hilton Head Hammerin' Hedgehogs	743	

The 24 teams with the most Doubles			
Rank	Name	2B	
1	Evanston Bees	325	
2	Gunpowder Ironmen	310	
3	Edinburgh Scotsmen	299	
	Beacon Braves	299	
5	Rochester Cheetahs	296	
6	Horseshoe Bay Polos	289	
	Morgantown Raiders	289	
8	Bethesda Bambinos	287	
9	Scranton Spanish Flies	286	
10	Mimosa Mirthmakers	274	
11	Long Island Islanders	269	
12	Grand Rapids Chicks	267	
13	Eastport Athletics	259	
	West Coast Wrecking Crew	259	
15	Farmington River Rats	257	
16	Fargo Fungoes	255	
17	Silver Spring Senators	251	
18	Bradenton Buckeyes	249	
	Waukesha Freeman	249	
20	Hamilton Eh's	248	
21	Hereford Highlanders	214	
22	Innisfree Dukes	211	
23	Newark Eagles	208	
24	Hilton Head Hammerin' Hedgehogs	201	

The 24 teams with the most Triples			
Rank	Name	3B	PA
1	Beacon Braves	36	6203
2	Morgantown Raiders	28	6287
3	Edinburgh Scotsmen	27	6096
4	Fargo Fungoes	26	6186
5	Long Island Islanders	24	6356
6	Hilton Head Hammerin' Hedgehogs	23	6097
7	Innisfree Dukes	22	6060
	Waukesha Freeman	22	6099
	Rochester Cheetahs	22	6364
10	Grand Rapids Chicks	21	6170
	Evanston Bees	21	6238
12	Horseshoe Bay Polos	20	6202
	Gunpowder Ironmen	20	6292
	West Coast Wrecking Crew	20	6304
	Bethesda Bambinos	20	6392
16	Farmington River Rats	19	6194
	Scranton Spanish Flies	19	6302
18	Silver Spring Senators	17	6196
19	Hamilton Eh's	16	6039
	Mimosa Mirthmakers	16	6225
21	Newark Eagles	14	6104
22	Hereford Highlanders	12	6193
23	Bradenton Buckeyes	11	6009
24	Eastport Athletics	10	6172

The 24 teams with the most Home Runs		
Name	HR	
Hereford Highlanders	275	
West Coast Wrecking Crew	273	
Rochester Cheetahs	272	
Long Island Islanders	260	
Evanston Bees	246	
Bethesda Bambinos	242	
Bradenton Buckeyes	219	
Mimosa Mirthmakers	213	
Morgantown Raiders	211	
Grand Rapids Chicks	206	
Horseshoe Bay Polos	205	
Farmington River Rats	203	
Silver Spring Senators	200	
Eastport Athletics	197	
Fargo Fungoes	193	
Beacon Braves	193	
Scranton Spanish Flies	193	
Waukesha Freeman	189	
Gunpowder Ironmen	187	
Edinburgh Scotsmen	177	
Newark Eagles	169	
Hilton Head Hammerin' Hedgehogs	165	
Innisfree Dukes	159	
Hamilton Eh's	154	

10:51 AM ULTCBA22 TCBA TODAY AM 2021

The 24 teams with the most Strikeouts			
Rank	Name	SO	PA
1	Hilton Head Hammerin' Hedgehogs	1695	6097
2	Newark Eagles	1564	6104
3	Hereford Highlanders	1525	6193
4	Bethesda Bambinos	1523	6392
5	Bradenton Buckeyes	1467	6009
6	Eastport Athletics	1454	6172
7	Grand Rapids Chicks	1451	6170
8	Long Island Islanders	1442	6356
9	Morgantown Raiders	1420	6287
10	Mimosa Mirthmakers	1411	6225
	Hamilton Eh's	1410	6039
12	Silver Spring Senators	1400	6196
	Rochester Cheetahs	1400	6364
14	Horseshoe Bay Polos	1397	6202
15	Edinburgh Scotsmen	1396	6096
16	Fargo Fungoes	1383	6186
17	Gunpowder Ironmen	1357	6292
	West Coast Wrecking Crew	1357	6304
19	Scranton Spanish Flies	1354	6302
20	Waukesha Freeman	1333	6099
21	Evanston Bees	1279	6238
22	Innisfree Dukes	1276	6060
23	Farmington River Rats	1240	6194
24	Beacon Braves	1221	6203

The 24 teams with the most Stolen Bases			
Rank	Name	SB	ASB
1	Beacon Braves	155	189
2	Evanston Bees	138	161
3	Scranton Spanish Flies	134	154
4	Hamilton Eh's	118	158
5	Rochester Cheetahs	103	134
6	Morgantown Raiders	90	121
7	Waukesha Freeman	83	94
8	West Coast Wrecking Crew	78	99
9	Edinburgh Scotsmen	77	88
10	Gunpowder Ironmen	73	91
	Mimosa Mirthmakers	73	92
	Long Island Islanders	73	94
13	Bradenton Buckeyes	71	96
14	Bethesda Bambinos	68	83
	Silver Spring Senators	68	90
16	Fargo Fungoes	63	73
17	Eastport Athletics	60	86
18	Grand Rapids Chicks	59	86
19	Innisfree Dukes	54	67
20	Hilton Head Hammerin' Hedgehogs	42	53
21	Farmington River Rats	39	45
	Horseshoe Bay Polos	39	47
23	Hereford Highlanders	22	33
24	Newark Eagles	17	22

The 24 teams with the most Extra Base Hits		
Rank	Name	EB
1	Evanston Bees	592
2	Rochester Cheetahs	590
3	Long Island Islanders	553
4	West Coast Wrecking Crew	552
5	Bethesda Bambinos	549
6	Beacon Braves	528
	Morgantown Raiders	528
8	Gunpowder Ironmen	517
9	Horseshoe Bay Polos	514
10	Edinburgh Scotsmen	503
	Mimosa Mirthmakers	503
12	Hereford Highlanders	501
13	Scranton Spanish Flies	498
14	Grand Rapids Chicks	494
15	Bradenton Buckeyes	479
	Farmington River Rats	479
17	Fargo Fungoes	474
18	Silver Spring Senators	468
19	Eastport Athletics	466
20	Waukesha Freeman	460
21	Hamilton Eh's	418
22	Innisfree Dukes	392
23	Newark Eagles	391
24	Hilton Head Hammerin' Hedgehogs	389

The 24 teams with the most Intentional Walks			
Rank	Name	IBB	PA
1	Evanston Bees	36	6238
2	Scranton Spanish Flies	32	6302
3	Beacon Braves	29	6203
4	Gunpowder Ironmen	27	6292
5	West Coast Wrecking Crew	24	6304
6	Edinburgh Scotsmen	23	6096
7	Fargo Fungoes	22	6186
8	Horseshoe Bay Polos	21	6202
	Rochester Cheetahs	21	6364
10	Bethesda Bambinos	20	6392
11	Bradenton Buckeyes	17	6009
	Mimosa Mirthmakers	17	6225
13	Hereford Highlanders	16	6193
	Morgantown Raiders	16	6287
	Long Island Islanders	16	6356
16	Waukesha Freeman	15	6099
17	Farmington River Rats	14	6194
18	Hilton Head Hammerin' Hedgehogs	13	6097
	Grand Rapids Chicks	13	6170
20	Innisfree Dukes	12	6060
21	Hamilton Eh's	10	6039
	Eastport Athletics	10	6172
	Silver Spring Senators	10	6196
24	Newark Eagles	8	6104

The 24 teams with the most Walks			The 24 teams with the most Hit By Pitch			The 24 teams with the most Awarded First on Interference			The 24 teams with the most Sacrifice Hits			The 24 teams with the most Sacrifice Flies		
Rank	Name	BB	Rank	Name	HBP	Rank	Name	AFOE	Rank	Name	SH	Rank	Name	SF
1	Fargo Fungoes	600	1	Morgantown Raiders	117	1	Grand Rapids Chicks	5	1	Horseshoe Bay Polos	59	1	Beacon Braves	46
2	Bethesda Bambinos	599	2	Hereford Highlanders	108	2	Hamilton Eh's	3	2	West Coast Wrecking Crew	56	2	Edinburgh Scotsmen	36
3	Rochester Cheetahs	595	3	Long Island Islanders	91	3	Long Island Islanders	3	3	Long Island Islanders	53	3	Evanston Bees	36
4	Morgantown Raiders	569	4	Mimosa Mirthmakers	81	4	Edinburgh Scotsmen	2	4	Rochester Cheetahs	53	4	Morgantown Raiders	35
5	Scranton Spanish Flies	566	5	Innisfree Dukes	79	5	Waukesha Freeman	2	5	Eastport Athletics	51	5	Rochester Cheetahs	35
6	Long Island Islanders	565	6	Bradenton Buckeyes	72	6	Newark Eagles	2	6	Innisfree Dukes	48	6	Grand Rapids Chicks	32
7	Eastport Athletics	560	7	Hilton Head Hammerin' Hedgehogs	69	7	Silver Spring Senators	2	7	Newark Eagles	45	7	Fargo Fungoes	32
8	Silver Spring Senators	555	8	Grand Rapids Chicks	67	8	Beacon Braves	2	8	Bradenton Buckeyes	42	8	Farmington River Rats	32
9	Hilton Head Hammerin' Hedgehogs	552	9	Edinburgh Scotsmen	66	9	Morgantown Raiders	2	9	Mimosa Mirthmakers	42	9	Gunpowder Ironmen	32
10	Mimosa Mirthmakers	540	10	Waukesha Freeman	64	10	Rochester Cheetahs	2	10	Fargo Fungoes	41	10	Waukesha Freeman	31
11	West Coast Wrecking Crew	531	11	Bethesda Bambinos	64	11	Bradenton Buckeyes	1	11	Hilton Head Hammerin' Hedgehogs	38	11	Hamilton Eh's	30
12	Gunpowder Ironmen	530	12	Farmington River Rats	62	12	Hilton Head Hammerin' Hedgehogs	1	12	Hereford Highlanders	38	12	Innisfree Dukes	30
13	Horseshoe Bay Polos	512	13	Fargo Fungoes	58	13	Evanston Bees	1	13	Evanston Bees	38	13	Mimosa Mirthmakers	29
14	Innisfree Dukes	496	14	Silver Spring Senators	55	14	Gunpowder Ironmen	1	14	Morgantown Raiders	38	14	Bethesda Bambinos	29
15	Newark Eagles	493	15	Rochester Cheetahs	54	15	Bethesda Bambinos	1	15	Gunpowder Ironmen	37	15	Eastport Athletics	28
16	Waukesha Freeman	485	16	Beacon Braves	51	16	Innisfree Dukes	0	16	Edinburgh Scotsmen	36	16	Silver Spring Senators	28
	Evanston Bees	485	17	Horseshoe Bay Polos	50		Eastport Athletics	0	17	Waukesha Freeman	35	17	Newark Eagles	27
18	Edinburgh Scotsmen	477	18	West Coast Wrecking Crew	46		Fargo Fungoes	0	18	Scranton Spanish Flies	35	18	Long Island Islanders	25
19	Farmington River Rats	472	19	Newark Eagles	43		Hereford Highlanders	0	19	Silver Spring Senators	34	19	Horseshoe Bay Polos	24
20	Hereford Highlanders	455	20	Evanston Bees	40		Farmington River Rats	0	20	Hamilton Eh's	33	20	Scranton Spanish Flies	24
21	Beacon Braves	436	21	Scranton Spanish Flies	39		Horseshoe Bay Polos	0	21	Bethesda Bambinos	32	21	West Coast Wrecking Crew	24
22	Grand Rapids Chicks	433	22	Hamilton Eh's	37		Mimosa Mirthmakers	0	22	Farmington River Rats	31	22	Bradenton Buckeyes	23
23	Hamilton Eh's	426	23	Gunpowder Ironmen	27		Scranton Spanish Flies	0	23	Grand Rapids Chicks	25	23	Hilton Head Hammerin' Hedgehogs	19
24	Bradenton Buckeyes	425	24	Eastport Athletics	24		West Coast Wrecking Crew	0	24	Beacon Braves	20	24	Hereford Highlanders	18



The 24 teams with the most Intentional Walks

Rank	Name	IBB
1	Horseshoe Bay Polos	36
2	Newark Eagles	33
3	Innisfree Dukes	31
4	Rochester Cheetahs	28
5	Edinburgh Scotsmen	25
	Scranton Spanish Flies	25
7	Mimosa Mirthmakers	23
	Hilton Head Hammerin' Hedgehogs	23
9	Morgantown Raiders	20
10	Hamilton Eh's	18
11	Silver Spring Senators	17
	Waukesha Freeman	17
	West Coast Wrecking Crew	17
14	Eastport Athletics	16
	Bethesda Bambinos	16
16	Grand Rapids Chicks	14
	Evanston Bees	14
18	Gunpowder Ironmen	12
19	Fargo Fungoes	11
	Beacon Braves	11
21	Farmington River Rats	10
	Bradenton Buckeyes	10
23	Long Island Islanders	8
24	Hereford Highlanders	7

The 24 teams with the most Runners Picked Off at Pitcher

Rank	Name	PCK
1	Farmington River Rats	14
2	Horseshoe Bay Polos	9
3	Hilton Head Hammerin' Hedgehogs	7
	Hereford Highlanders	7
	Evanston Bees	7
6	Grand Rapids Chicks	6
	Hamilton Eh's	6
	West Coast Wrecking Crew	6
9	Innisfree Dukes	5
	Edinburgh Scotsmen	5
	Newark Eagles	5
	Rochester Cheetahs	5
	Waukesha Freeman	5
14	Fargo Fungoes	4
	Silver Spring Senators	4
	Mimosa Mirthmakers	4
	Bradenton Buckeyes	4
	Morgantown Raiders	4
	Beacon Braves	4
20	Eastport Athletics	3
	Gunpowder Ironmen	3
	Bethesda Bambinos	3
23	Long Island Islanders	2
24	Scranton Spanish Flies	1

The 29 teams with the longest Winning Streak Season

Rank	Name	W
1	Beacon Braves	16
2	Rochester Cheetahs	13
3	Bethesda Bambinos	10
	Scranton Spanish Flies	10
5	Eastport Athletics	9
	Farmington River Rats	9
	Waukesha Freeman	9
	West Coast Wrecking Crew	9
9	Bradenton Buckeyes	8
	Evanston Bees	8
	Hereford Highlanders	8
	Long Island Islanders	8
	Morgantown Raiders	8
14	Fargo Fungoes	7
	Hamilton Eh's	7
	Mimosa Mirthmakers	7
17	Gunpowder Ironmen	6
	Horseshoe Bay Polos	6
	Newark Eagles	6
20	Hilton Head Hammerin' Hedgehogs	5
	Innisfree Dukes	5
	Silver Spring Senators	5
23	Edinburgh Scotsmen	4
24	Grand Rapids Chicks	3

The 29 teams with the longest Losing Streak Season

Rank	Name	L
1	Newark Eagles	15
2	Mimosa Mirthmakers	14
3	Grand Rapids Chicks	13
	Innisfree Dukes	13
5	Eastport Athletics	11
	Silver Spring Senators	11
7	Edinburgh Scotsmen	10
	Hamilton Eh's	10
	Horseshoe Bay Polos	10
10	Hilton Head Hammerin' Hedgehogs	9
11	Evanston Bees	8
	West Coast Wrecking Crew	8
13	Fargo Fungoes	7
	Gunpowder Ironmen	7
	Morgantown Raiders	7
16	Bradenton Buckeyes	6
	Farmington River Rats	6
	Hereford Highlanders	6
	Waukesha Freeman	6
20	Long Island Islanders	5
	Rochester Cheetahs	5
22	Bethesda Bambinos	4
	Scranton Spanish Flies	4
24	Beacon Braves	3

The 24 teams with the most Outfield Assists, Team

Rank	Name	A(of)
1	Gunpowder Ironmen	60
2	Horseshoe Bay Polos	50
3	Hilton Head Hammerin' Hedgehogs	49
4	Grand Rapids Chicks	48
5	Evanston Bees	46
6	Fargo Fungoes	45
	Newark Eagles	45
8	Bradenton Buckeyes	44
	Mimosa Mirthmakers	44
	Waukesha Freeman	44
	West Coast Wrecking Crew	44
12	Hereford Highlanders	43
	Silver Spring Senators	43
14	Eastport Athletics	42
	Farmington River Rats	42
	Innisfree Dukes	42
17	Hamilton Eh's	41
18	Edinburgh Scotsmen	39
	Rochester Cheetahs	39
20	Long Island Islanders	38
21	Morgantown Raiders	37
22	Scranton Spanish Flies	35
23	Bethesda Bambinos	31
24	Beacon Braves	21

The 24 teams with the longest Shutout Innings Streak Season

Rank	Name	SHO Inn
1	West Coast Wrecking Crew	29
2	Long Island Islanders	28
	Scranton Spanish Flies	28
4	Bethesda Bambinos	27
5	Morgantown Raiders	25
6	Rochester Cheetahs	24
7	Fargo Fungoes	23
	Gunpowder Ironmen	23
	Hilton Head Hammerin' Hedgehogs	23
10	Evanston Bees	22
11	Innisfree Dukes	21
	Mimosa Mirthmakers	21
	Waukesha Freeman	21
14	Beacon Braves	20
	Eastport Athletics	20
	Farmington River Rats	20
17	Edinburgh Scotsmen	19
	Hereford Highlanders	19
	Newark Eagles	19
20	Hamilton Eh's	18
21	Bradenton Buckeyes	17
22	Grand Rapids Chicks	15
23	Silver Spring Senators	14
24	Horseshoe Bay Polos	13

The 29 teams with the longest Errorless Games Streak Season

Rank	Name	G
1	Scranton Spanish Flies	10
2	Fargo Fungoes	9
3	Evanston Bees	8
	Farmington River Rats	8
	Mimosa Mirthmakers	8
	Rochester Cheetahs	8
	Waukesha Freeman	8
8	Beacon Braves	7
	Bradenton Buckeyes	7
	Edinburgh Scotsmen	7
	Hamilton Eh's	7
	Morgantown Raiders	7
	Newark Eagles	7
14	Bethesda Bambinos	6
	Grand Rapids Chicks	6
	Gunpowder Ironmen	6
	Innisfree Dukes	6
18	Eastport Athletics	5
	Hereford Highlanders	5
	Hilton Head Hammerin' Hedgehogs	5
	Horseshoe Bay Polos	5
	Long Island Islanders	5
	Silver Spring Senators	5
	West Coast Wrecking Crew	5

The 24 teams with the most Double Plays at Catcher

Rank	Name	DP
1	West Coast Wrecking Crew	17
2	Newark Eagles	16
3	Innisfree Dukes	14
	Gunpowder Ironmen	14
5	Hilton Head Hammerin' Hedgehogs	12
6	Bradenton Buckeyes	11
	Bethesda Bambinos	11
8	Grand Rapids Chicks	10
9	Silver Spring Senators	9
	Mimosa Mirthmakers	9
	Farmington River Rats	9
	Rochester Cheetahs	9
	Beacon Braves	9
14	Horseshoe Bay Polos	8
	Waukesha Freeman	8
	Scranton Spanish Flies	8
	Morgantown Raiders	8
18	Evanston Bees	7
	Long Island Islanders	7
20	Edinburgh Scotsmen	6
21	Hamilton Eh's	5
	Hereford Highlanders	5
23	Fargo Fungoes	4
24	Eastport Athletics	2

The 24 teams with the most Runners Picked Off at Catcher

Rank	Name	PCK
1	Hamilton Eh's	7
	Farmington River Rats	7
	Hilton Head Hammerin' Hedgehogs	7
	Morgantown Raiders	7
5	Newark Eagles	6
	Mimosa Mirthmakers	6
	Gunpowder Ironmen	6
8	Evanston Bees	5
9	Grand Rapids Chicks	4
	Silver Spring Senators	4
	Scranton Spanish Flies	4
	Bethesda Bambinos	4
13	Edinburgh Scotsmen	3
	Bradenton Buckeyes	3
	Long Island Islanders	3
16	Innisfree Dukes	2
	Hereford Highlanders	2
18	Fargo Fungoes	1
	Eastport Athletics	1
	Waukesha Freeman	1
	Beacon Braves	1
22	Horseshoe Bay Polos	0
	Rochester Cheetahs	0
	West Coast Wrecking Crew	0

The 24 teams with the most Assists at Catcher

Rank	Name	A
1	Hamilton Eh's	66
2	Newark Eagles	63
3	Scranton Spanish Flies	59
4	Farmington River Rats	57
	Hereford Highlanders	57
	Long Island Islanders	57
7	Gunpowder Ironmen	55
8	Hilton Head Hammerin' Hedgehogs	54
	Morgantown Raiders	54
10	Waukesha Freeman	53
11	Bethesda Bambinos	51
	Beacon Braves	51
13	Rochester Cheetahs	50
	West Coast Wrecking Crew	50
15	Evanston Bees	49
16	Silver Spring Senators	48
17	Innisfree Dukes	46
18	Grand Rapids Chicks	45
	Mimosa Mirthmakers	45
20	Bradenton Buckeyes	44
21	Edinburgh Scotsmen	43
22	Eastport Athletics	41
23	Fargo Fungoes	38
24	Horseshoe Bay Polos	36

The 24 teams with the most Opposition Caught Stealing at Catcher

Rank	Name	OCS
1	Hereford Highlanders	27
2	Hamilton Eh's	26
	Long Island Islanders	26
4	Waukesha Freeman	25
	Scranton Spanish Flies	25
6	Beacon Braves	22
7	Edinburgh Scotsmen	21
	Mimosa Mirthmakers	21
9	Silver Spring Senators	20
10	Horseshoe Bay Polos	19
	Newark Eagles	19
	Eastport Athletics	19
	West Coast Wrecking Crew	19
14	Fargo Fungoes	18
	Bethesda Bambinos	18
16	Innisfree Dukes	17
	Grand Rapids Chicks	17
	Farmington River Rats	17
	Gunpowder Ironmen	17
20	Rochester Cheetahs	16
21	Evanston Bees	15
	Morgantown Raiders	15
23	Bradenton Buckeyes	13
24	Hilton Head Hammerin' Hedgehogs	7

The 24 teams with the most Opposition Stolen Bases at Catcher

Rank	Name	OSB
1	Edinburgh Scotsmen	121
2	West Coast Wrecking Crew	107
3	Grand Rapids Chicks	106
	Newark Eagles	106
5	Fargo Fungoes	99
6	Bradenton Buckeyes	96
7	Innisfree Dukes	93
8	Mimosa Mirthmakers	86
9	Eastport Athletics	77
	Waukesha Freeman	77
11	Hereford Highlanders	76
12	Hamilton Eh's	75
	Rochester Cheetahs	75
14	Evanston Bees	73
15	Scranton Spanish Flies	69
16	Silver Spring Senators	64
	Gunpowder Ironmen	64
18	Horseshoe Bay Polos	63
19	Morgantown Raiders	59
20	Bethesda Bambinos	58
21	Beacon Braves	43
22	Long Island Islanders	41
23	Farmington River Rats	37
24	Hilton Head Hammerin' Hedgehogs	32

The 24 teams with the highest Opposition Stolen Base Percentage at Catcher

Rank	Name	OSBP
1	Bradenton Buckeyes	88.1
2	Grand Rapids Chicks	86.2
3	Edinburgh Scotsmen	85.2
4	West Coast Wrecking Crew	84.9
5	Newark Eagles	84.8
6	Fargo Fungoes	84.6
7	Innisfree Dukes	84.5
8	Evanston Bees	83.0
9	Rochester Cheetahs	82.4
10	Hilton Head Hammerin' Hedgehogs	82.1
11	Mimosa Mirthmakers	80.4
12	Eastport Athletics	80.2
13	Morgantown Raiders	79.7
14	Gunpowder Ironmen	79.0
15	Horseshoe Bay Polos	76.8
16	Bethesda Bambinos	76.3
17	Silver Spring Senators	76.2
18	Waukesha Freeman	75.5
19	Hamilton Eh's	74.3
20	Hereford Highlanders	73.8
21	Scranton Spanish Flies	73.4
22	Farmington River Rats	68.5
23	Beacon Braves	66.2
24	Long Island Islanders	61.2

The 24 teams with the most Passed Balls at Catcher

Rank	Name	PB
1	Eastport Athletics	24
2	Edinburgh Scotsmen	21
3	West Coast Wrecking Crew	15
4	Innisfree Dukes	14
5	Horseshoe Bay Polos	13
6	Fargo Fungoes	12
7	Rochester Cheetahs	11
	Waukesha Freeman	11
9	Evanston Bees	10
	Morgantown Raiders	10
11	Silver Spring Senators	9
	Newark Eagles	9
	Hamilton Eh's	9
	Mimosa Mirthmakers	9
	Hilton Head Hammerin' Hedgehogs	9
	Scranton Spanish Flies	9
17	Gunpowder Ironmen	8
18	Grand Rapids Chicks	7
	Long Island Islanders	7
	Bethesda Bambinos	7
21	Bradenton Buckeyes	6
	Hereford Highlanders	6
23	Farmington River Rats	5
	Beacon Braves	5

The 24 teams with the most Errors at Catcher

Rank	Name	E
1	Edinburgh Scotsmen	32
2	Horseshoe Bay Polos	29
3	Eastport Athletics	26
	West Coast Wrecking Crew	26
5	Fargo Fungoes	22
6	Innisfree Dukes	21
7	Grand Rapids Chicks	18
	Evanston Bees	18
9	Bradenton Buckeyes	17
	Waukesha Freeman	15
11	Silver Spring Senators	13
	Hamilton Eh's	13
	Mimosa Mirthmakers	13
	Rochester Cheetahs	13
15	Farmington River Rats	11
16	Hereford Highlanders	9
	Gunpowder Ironmen	9
	Morgantown Raiders	9
19	Newark Eagles	8
	Scranton Spanish Flies	8
	Beacon Braves	8
22	Long Island Islanders	5
23	Bethesda Bambinos	3
24	Hilton Head Hammerin' Hedgehogs	2

The 24 teams with the highest Fielding Average at Pitcher

Rank	Name	FLD
1	Hamilton Eh's	.978
2	West Coast Wrecking Crew	.975
3	Mimosa Mirthmakers	.971
4	Newark Eagles	.971
5	Farmington River Rats	.970
6	Innisfree Dukes	.966
7	Morgantown Raiders	.965
8	Beacon Braves	.960
9	Eastport Athletics	.957
10	Rochester Cheetahs	.955
11	Evanston Bees	.953
12	Fargo Fungoes	.953
13	Scranton Spanish Flies	.953
14	Gunpowder Ironmen	.953
15	Edinburgh Scotsmen	.952
16	Bradenton Buckeyes	.951
17	Grand Rapids Chicks	.950
18	Long Island Islanders	.949
19	Hereford Highlanders	.949
20	Waukesha Freeman	.949
21	Horseshoe Bay Polos	.946
22	Bethesda Bambinos	.944
23	Silver Spring Senators	.934
24	Hilton Head Hammerin' Hedgehogs	.921

The 24 teams with the highest Total Chances Per Game at Pitcher

Rank	Name	TC/G
1	Innisfree Dukes	1.80
2	Edinburgh Scotsmen	1.79
3	Horseshoe Bay Polos	1.71
4	Newark Eagles	1.69
5	Hamilton Eh's	1.65
6	Grand Rapids Chicks	1.61
7	Morgantown Raiders	1.57
	Fargo Fungoes	1.57
9	Eastport Athletics	1.57
10	Gunpowder Ironmen	1.56
	Waukesha Freeman	1.56
12	Mimosa Mirthmakers	1.51
13	Bradenton Buckeyes	1.51
14	West Coast Wrecking Crew	1.46
15	Evanston Bees	1.45
16	Hilton Head Hammerin' Hedgehogs	1.41
17	Silver Spring Senators	1.41
18	Rochester Cheetahs	1.37
19	Long Island Islanders	1.34
20	Bethesda Bambinos	1.31
21	Scranton Spanish Flies	1.31
22	Beacon Braves	1.23
23	Farmington River Rats	1.22
24	Hereford Highlanders	1.21

The 24 teams with the most Double Plays at Pitcher

Rank	Name	DP
1	Innisfree Dukes	12
	Silver Spring Senators	12
	Hereford Highlanders	12
	Evanston Bees	12
5	Edinburgh Scotsmen	11
	Farmington River Rats	11
	Long Island Islanders	11
	Morgantown Raiders	11
9	Fargo Fungoes	10
	Grand Rapids Chicks	10
	Hamilton Eh's	10
12	Gunpowder Ironmen	9
13	Newark Eagles	8
	Waukesha Freeman	8
	West Coast Wrecking Crew	8
16	Horseshoe Bay Polos	7
	Mimosa Mirthmakers	7
	Hilton Head Hammerin' Hedgehogs	7
	Bethesda Bambinos	7
	Beacon Braves	7
21	Eastport Athletics	6
	Rochester Cheetahs	6
23	Scranton Spanish Flies	4
24	Bradenton Buckeyes	2

The 24 teams with the most Errors at Pitcher

Rank	Name	E
1	Hilton Head Hammerin' Hedgehogs	18
2	Horseshoe Bay Polos	15
	Silver Spring Senators	15
4	Edinburgh Scotsmen	14
5	Grand Rapids Chicks	13
	Waukesha Freeman	13
7	Fargo Fungoes	12
	Bradenton Buckeyes	12
	Gunpowder Ironmen	12
	Bethesda Bambinos	12
11	Eastport Athletics	11
	Evanston Bees	11
	Long Island Islanders	11
14	Innisfree Dukes	10
	Rochester Cheetahs	10
	Hereford Highlanders	10
	Scranton Spanish Flies	10
18	Morgantown Raiders	9
19	Newark Eagles	8
	Beacon Braves	8
21	Mimosa Mirthmakers	7
22	Hamilton Eh's	6
	Farmington River Rats	6
	West Coast Wrecking Crew	6

The 24 teams with the highest Fielding Average at First Base

Rank	Name	FLD
1	Eastport Athletics	.997
2	West Coast Wrecking Crew	.996
3	Waukesha Freeman	.995
4	Bethesda Bambinos	.995
5	Farmington River Rats	.995
6	Evanston Bees	.995
7	Beacon Braves	.994
8	Fargo Fungoes	.994
9	Innisfree Dukes	.994
10	Newark Eagles	.994
11	Rochester Cheetahs	.993
12	Morgantown Raiders	.993
13	Long Island Islanders	.993
14	Gunpowder Ironmen	.993
15	Hereford Highlanders	.992
16	Scranton Spanish Flies	.992
17	Hamilton Eh's	.991
18	Mimosa Mirthmakers	.991
19	Edinburgh Scotsmen	.988
20	Horseshoe Bay Polos	.985
21	Grand Rapids Chicks	.984
22	Bradenton Buckeyes	.984
23	Hilton Head Hammerin' Hedgehogs	.980
24	Silver Spring Senators	.974

The 24 teams with the most Total Chances at First Base

Rank	Name	TC
1	Fargo Fungoes	1333
2	Innisfree Dukes	1328
3	Newark Eagles	1317
4	Horseshoe Bay Polos	1292
5	Waukesha Freeman	1276
6	Hamilton Eh's	1266
7	Mimosa Mirthmakers	1265
8	Edinburgh Scotsmen	1257
9	Morgantown Raiders	1256
10	Long Island Islanders	1254
11	Gunpowder Ironmen	1245
	Bethesda Bambinos	1245
13	Eastport Athletics	1243
14	Beacon Braves	1241
15	Bradenton Buckeyes	1228
16	Farmington River Rats	1210
17	Grand Rapids Chicks	1207
18	Hilton Head Hammerin' Hedgehogs	1200
19	Rochester Cheetahs	1198
20	Scranton Spanish Flies	1195
21	Silver Spring Senators	1167
22	Evanston Bees	1157
23	West Coast Wrecking Crew	1149
24	Hereford Highlanders	1126

The 24 teams with the most Double Plays at First Base

Rank	Name	DP
1	Farmington River Rats	121
2	Innisfree Dukes	120
	Horseshoe Bay Polos	120
4	Grand Rapids Chicks	108
5	West Coast Wrecking Crew	107
6	Morgantown Raiders	106
7	Gunpowder Ironmen	103
8	Newark Eagles	100
	Hereford Highlanders	100
10	Fargo Fungoes	99
	Beacon Braves	99
12	Edinburgh Scotsmen	98
13	Silver Spring Senators	97
14	Evanston Bees	96
15	Long Island Islanders	95
	Bethesda Bambinos	95
17	Hilton Head Hammerin' Hedgehogs	93
	Scranton Spanish Flies	93
19	Mimosa Mirthmakers	91
	Waukesha Freeman	91
21	Eastport Athletics	89
22	Hamilton Eh's	86
23	Rochester Cheetahs	80
24	Bradenton Buckeyes	58

The 24 teams with the most Assists at First Base

Rank	Name	A
1	Newark Eagles	117
2	Hamilton Eh's	116
3	Innisfree Dukes	114
4	Bethesda Bambinos	111
5	Fargo Fungoes	108
	Waukesha Freeman	108
7	Gunpowder Ironmen	106
8	Morgantown Raiders	101
9	Mimosa Mirthmakers	99
	Bradenton Buckeyes	99
11	Horseshoe Bay Polos	98
12	Eastport Athletics	97
13	Edinburgh Scotsmen	95
	Long Island Islanders	95
15	Evanston Bees	93
16	West Coast Wrecking Crew	91
17	Silver Spring Senators	90
18	Farmington River Rats	89
	Beacon Braves	89
20	Grand Rapids Chicks	87
21	Hereford Highlanders	81
22	Hilton Head Hammerin' Hedgehogs	78
	Scranton Spanish Flies	78
24	Rochester Cheetahs	72

The 24 teams with the most Errors at First Base

Rank	Name	E
1	Silver Spring Senators	30
2	Hilton Head Hammerin' Hedgehogs	24
3	Bradenton Buckeyes	20
4	Grand Rapids Chicks	19
	Horseshoe Bay Polos	19
6	Edinburgh Scotsmen	15
7	Mimosa Mirthmakers	12
8	Hamilton Eh's	11
9	Scranton Spanish Flies	10
10	Hereford Highlanders	9
	Gunpowder Ironmen	9
	Long Island Islanders	9
	Morgantown Raiders	9
14	Fargo Fungoes	8
	Innisfree Dukes	8
	Newark Eagles	8
	Rochester Cheetahs	8
18	Beacon Braves	7
19	Farmington River Rats	6
	Waukesha Freeman	6
	Evanston Bees	6
	Bethesda Bambinos	6
23	West Coast Wrecking Crew	5
24	Eastport Athletics	4

The 24 teams with the highest Fielding Average at Second Base

Rank	Name	FLD
1	Evanston Bees	.993
2	Rochester Cheetahs	.992
3	Morgantown Raiders	.991
4	Edinburgh Scotsmen	.990
5	Mimosa Mirthmakers	.990
6	Fargo Fungoes	.990
7	Horseshoe Bay Polos	.987
8	Waukesha Freeman	.986
9	West Coast Wrecking Crew	.986
10	Silver Spring Senators	.985
11	Eastport Athletics	.982
12	Grand Rapids Chicks	.982
13	Scranton Spanish Flies	.979
14	Gunpowder Ironmen	.979
15	Farmington River Rats	.979
16	Beacon Braves	.977
17	Long Island Islanders	.975
18	Newark Eagles	.974
19	Bradenton Buckeyes	.972
20	Hilton Head Hammerin' Hedgehogs	.970
21	Hereford Highlanders	.970
22	Bethesda Bambinos	.969
23	Hamilton Eh's	.965
24	Innisfree Dukes	.955

The 24 teams with the highest Total Chances Per 9 Innings at Second Base

Rank	Name	TC/9
1	Horseshoe Bay Polos	5.15
2	Eastport Athletics	4.58
3	Grand Rapids Chicks	4.54
4	Edinburgh Scotsmen	4.54
5	Innisfree Dukes	4.51
6	Mimosa Mirthmakers	4.39
7	Newark Eagles	4.33
8	West Coast Wrecking Crew	4.32
9	Evanston Bees	4.31
10	Fargo Fungoes	4.30
11	Silver Spring Senators	4.25
12	Hilton Head Hammerin' Hedgehogs	4.18
13	Scranton Spanish Flies	4.15
14	Farmington River Rats	4.12
15	Hamilton Eh's	4.12
16	Gunpowder Ironmen	4.11
17	Waukesha Freeman	4.01
18	Bethesda Bambinos	3.94
19	Long Island Islanders	3.93
20	Morgantown Raiders	3.93
21	Hereford Highlanders	3.92
22	Beacon Braves	3.87
23	Rochester Cheetahs	3.80
24	Bradenton Buckeyes	3.37

The 24 teams with the most Double Plays at Second Base

Rank	Name	DP
1	Horseshoe Bay Polos	107
2	Innisfree Dukes	96
	Grand Rapids Chicks	96
4	Edinburgh Scotsmen	87
	Farmington River Rats	87
6	Newark Eagles	86
7	Silver Spring Senators	83
8	Hereford Highlanders	82
9	Hilton Head Hammerin' Hedgehogs	81
	Evanston Bees	81
	Scranton Spanish Flies	81
12	Gunpowder Ironmen	80
	Morgantown Raiders	80
14	Beacon Braves	77
15	Eastport Athletics	76
16	West Coast Wrecking Crew	75
17	Fargo Fungoes	74
	Bethesda Bambinos	74
19	Mimosa Mirthmakers	72
	Long Island Islanders	72
21	Waukesha Freeman	71
22	Hamilton Eh's	70
23	Rochester Cheetahs	66
24	Bradenton Buckeyes	50

The 24 teams with the most Errors at Second Base

Rank	Name	E
1	Innisfree Dukes	32
2	Hamilton Eh's	23
3	Hilton Head Hammerin' Hedgehogs	20
	Bethesda Bambinos	20
5	Hereford Highlanders	19
6	Newark Eagles	18
7	Long Island Islanders	16
8	Bradenton Buckeyes	15
	Beacon Braves	15
10	Farmington River Rats	14
	Scranton Spanish Flies	14
	Gunpowder Ironmen	14
13	Grand Rapids Chicks	13
	Eastport Athletics	13
15	Horseshoe Bay Polos	11
16	Silver Spring Senators	10
	West Coast Wrecking Crew	10
18	Waukesha Freeman	9
19	Fargo Fungoes	7
	Edinburgh Scotsmen	7
	Mimosa Mirthmakers	7
22	Morgantown Raiders	6
23	Rochester Cheetahs	5
	Evanston Bees	5

The 24 teams with the highest Fielding Average at Shortstop

Rank	Name	FLD
1	Eastport Athletics	.986
2	Morgantown Raiders	.982
3	Hamilton Eh's	.982
4	Scranton Spanish Flies	.981
5	Newark Eagles	.980
6	Innisfree Dukes	.979
7	Edinburgh Scotsmen	.979
8	Gunpowder Ironmen	.978
9	Mimosa Mirthmakers	.977
10	Bethesda Bambinos	.976
11	Beacon Braves	.973
12	Rochester Cheetahs	.970
13	Evanston Bees	.969
14	Fargo Fungoes	.966
15	Horseshoe Bay Polos	.965
16	Grand Rapids Chicks	.962
17	Hereford Highlanders	.961
18	Hilton Head Hammerin' Hedgehogs	.961
19	West Coast Wrecking Crew	.959
20	Bradenton Buckeyes	.956
21	Silver Spring Senators	.954
22	Farmington River Rats	.953
23	Long Island Islanders	.951
24	Waukesha Freeman	.945

The 24 teams with the most Errors at Shortstop

Rank	Name	E
1	Farmington River Rats	36
	Waukesha Freeman	36
	Long Island Islanders	36
4	Silver Spring Senators	34
5	Hilton Head Hammerin' Hedgehogs	30
	Bradenton Buckeyes	30
	West Coast Wrecking Crew	30
8	Grand Rapids Chicks	28
	Hereford Highlanders	28
10	Horseshoe Bay Polos	27
11	Fargo Fungoes	25
12	Evanston Bees	22
13	Rochester Cheetahs	21
14	Beacon Braves	19
15	Bethesda Bambinos	18
16	Gunpowder Ironmen	17
17	Innisfree Dukes	16
	Mimosa Mirthmakers	16
19	Edinburgh Scotsmen	15
	Newark Eagles	15
21	Scranton Spanish Flies	14
22	Hamilton Eh's	13
	Morgantown Raiders	13
24	Eastport Athletics	11

The 24 teams with the most Double Plays at Shortstop

Rank	Name	DP
1	Farmington River Rats	114
2	Innisfree Dukes	109
	Grand Rapids Chicks	109
4	Horseshoe Bay Polos	105
5	Gunpowder Ironmen	101
6	Edinburgh Scotsmen	97
7	Hereford Highlanders	96
8	West Coast Wrecking Crew	95
	Morgantown Raiders	95
10	Hilton Head Hammerin' Hedgehogs	94
11	Fargo Fungoes	91
	Newark Eagles	91
	Eastport Athletics	91
	Mimosa Mirthmakers	91
15	Evanston Bees	90
16	Long Island Islanders	89
17	Silver Spring Senators	88
18	Bethesda Bambinos	85
19	Hamilton Eh's	84
20	Beacon Braves	83
21	Waukesha Freeman	81
22	Scranton Spanish Flies	79
23	Rochester Cheetahs	76
24	Bradenton Buckeyes	56

The 24 teams with the highest Total Chances Per 9 Innings at Shortstop

Rank	Name	TC/9
1	Horseshoe Bay Polos	4.88
2	Eastport Athletics	4.81
3	Farmington River Rats	4.80
4	Hilton Head Hammerin' Hedgehogs	4.79
5	Innisfree Dukes	4.77
6	Newark Eagles	4.69
7	Gunpowder Ironmen	4.66
8	Silver Spring Senators	4.65
9	Grand Rapids Chicks	4.64
10	Fargo Fungoes	4.58
11	Bethesda Bambinos	4.58
12	Scranton Spanish Flies	4.54
13	Long Island Islanders	4.49
14	Hereford Highlanders	4.48
15	West Coast Wrecking Crew	4.46
16	Hamilton Eh's	4.45
17	Edinburgh Scotsmen	4.45
18	Morgantown Raiders	4.41
19	Evanston Bees	4.37
20	Mimosa Mirthmakers	4.35
21	Rochester Cheetahs	4.35
22	Beacon Braves	4.30
23	Bradenton Buckeyes	4.23
24	Waukesha Freeman	4.08

The 24 teams with the highest Fielding Average at Third Base		
Rank	Name	FLD
1	Scranton Spanish Flies	.988
2	Edinburgh Scotsmen	.975
3	Beacon Braves	.972
4	West Coast Wrecking Crew	.971
5	Rochester Cheetahs	.967
6	Long Island Islanders	.966
	Hereford Highlanders	.966
8	Bethesda Bambinos	.965
9	Hilton Head Hammerin' Hedgehogs	.952
10	Silver Spring Senators	.950
11	Grand Rapids Chicks	.949
12	Waukesha Freeman	.948
13	Horseshoe Bay Polos	.945
14	Eastport Athletics	.943
15	Innisfree Dukes	.942
16	Farmington River Rats	.941
17	Fargo Fungoes	.941
18	Hamilton Eh's	.940
19	Evanston Bees	.939
20	Newark Eagles	.938
21	Morgantown Raiders	.937
22	Mimosa Mirthmakers	.929
23	Gunpowder Ironmen	.908
24	Bradenton Buckeyes	.908

The 24 teams with the most Errors at Third Base		
Rank	Name	E
1	Bradenton Buckeyes	32
2	Gunpowder Ironmen	31
3	Mimosa Mirthmakers	24
4	Fargo Fungoes	23
5	Hamilton Eh's	22
6	Innisfree Dukes	21
	Horseshoe Bay Polos	21
	Newark Eagles	21
	Morgantown Raiders	21
10	Eastport Athletics	20
11	Farmington River Rats	19
12	Waukesha Freeman	18
	Evanston Bees	18
14	Grand Rapids Chicks	17
15	Silver Spring Senators	16
	Hilton Head Hammerin' Hedgehogs	16
17	Rochester Cheetahs	12
	Bethesda Bambinos	12
19	Hereford Highlanders	10
	Long Island Islanders	10
21	Edinburgh Scotsmen	9
	Beacon Braves	9
23	West Coast Wrecking Crew	8
24	Scranton Spanish Flies	4

The 24 teams with the most Double Plays at Third Base		
Rank	Name	DP
1	Scranton Spanish Flies	22
2	Beacon Braves	21
3	Horseshoe Bay Polos	17
	Silver Spring Senators	17
	Bethesda Bambinos	17
6	Evanston Bees	15
7	Rochester Cheetahs	14
	West Coast Wrecking Crew	14
9	Innisfree Dukes	13
	Edinburgh Scotsmen	13
	Newark Eagles	13
12	Fargo Fungoes	12
	Grand Rapids Chicks	12
	Long Island Islanders	12
15	Farmington River Rats	10
16	Bradenton Buckeyes	9
	Hereford Highlanders	9
18	Waukesha Freeman	8
	Gunpowder Ironmen	8
	Morgantown Raiders	8
21	Eastport Athletics	7
	Mimosa Mirthmakers	7
23	Hamilton Eh's	6
24	Hilton Head Hammerin' Hedgehogs	4

The 24 teams with the highest Total Chances Per 9 Innings at Third Base		
Rank	Name	TC/9
1	Fargo Fungoes	2.45
2	Horseshoe Bay Polos	2.39
3	Hamilton Eh's	2.30
4	Innisfree Dukes	2.27
5	Rochester Cheetahs	2.25
6	Edinburgh Scotsmen	2.21
7	Eastport Athletics	2.18
8	Bradenton Buckeyes	2.14
9	Newark Eagles	2.14
10	Waukesha Freeman	2.13
11	Mimosa Mirthmakers	2.12
12	Grand Rapids Chicks	2.10
13	Gunpowder Ironmen	2.06
14	Bethesda Bambinos	2.06
15	Hilton Head Hammerin' Hedgehogs	2.05
16	Scranton Spanish Flies	2.04
17	Morgantown Raiders	2.04
18	Farmington River Rats	2.01
19	Silver Spring Senators	2.01
20	Beacon Braves	1.94
21	Hereford Highlanders	1.83
22	Long Island Islanders	1.81
23	Evanston Bees	1.80
24	West Coast Wrecking Crew	1.70

The 24 teams with the highest Fielding Average in the Outfield		
Rank	Name	FLD
1	Waukesha Freeman	.990
2	Hamilton Eh's	.990
3	Morgantown Raiders	.989
4	Eastport Athletics	.988
5	Evanston Bees	.986
6	Scranton Spanish Flies	.986
7	Mimosa Mirthmakers	.983
8	Innisfree Dukes	.983
9	Beacon Braves	.982
10	Silver Spring Senators	.982
11	Long Island Islanders	.981
12	Bradenton Buckeyes	.981
13	Hilton Head Hammerin' Hedgehogs	.981
14	West Coast Wrecking Crew	.981
15	Bethesda Bambinos	.980
16	Hereford Highlanders	.978
17	Farmington River Rats	.977
18	Edinburgh Scotsmen	.977
19	Rochester Cheetahs	.976
20	Fargo Fungoes	.976
21	Newark Eagles	.974
22	Grand Rapids Chicks	.969
23	Horseshoe Bay Polos	.965
24	Gunpowder Ironmen	.964

The 24 teams with the most Errors in the Outfield		
Rank	Name	E
1	Gunpowder Ironmen	36
2	Horseshoe Bay Polos	34
3	Grand Rapids Chicks	32
4	Newark Eagles	26
	Rochester Cheetahs	26
6	Fargo Fungoes	24
	Edinburgh Scotsmen	24
	Farmington River Rats	24
	Hereford Highlanders	24
10	Bradenton Buckeyes	22
	Bethesda Bambinos	22
12	West Coast Wrecking Crew	21
	Long Island Islanders	21
	Beacon Braves	21
15	Hilton Head Hammerin' Hedgehogs	20
16	Silver Spring Senators	19
17	Mimosa Mirthmakers	18
18	Innisfree Dukes	17
19	Scranton Spanish Flies	15
20	Evanston Bees	14
21	Eastport Athletics	12
	Morgantown Raiders	12
23	Hamilton Eh's	11
	Waukesha Freeman	11

The 24 teams with the most Double Plays in the Outfield		
Rank	Name	DP
1	West Coast Wrecking Crew	15
2	Innisfree Dukes	14
3	Bradenton Buckeyes	12
	Morgantown Raiders	12
5	Horseshoe Bay Polos	11
	Scranton Spanish Flies	11
7	Newark Eagles	10
	Mimosa Mirthmakers	10
	Hilton Head Hammerin' Hedgehogs	10
	Gunpowder Ironmen	10
11	Grand Rapids Chicks	9
12	Fargo Fungoes	8
	Rochester Cheetahs	8
	Evanston Bees	8
15	Farmington River Rats	7
	Long Island Islanders	7
	Bethesda Bambinos	7
18	Silver Spring Senators	6
	Hereford Highlanders	6
	Beacon Braves	6
21	Edinburgh Scotsmen	5
	Hamilton Eh's	5
23	Eastport Athletics	4
	Waukesha Freeman	4

The 24 teams with the most Assists in the Outfield		
Rank	Name	A
1	Gunpowder Ironmen	60
2	Horseshoe Bay Polos	50
3	Hilton Head Hammerin' Hedgehogs	49
4	Grand Rapids Chicks	48
5	Evanston Bees	46
6	Fargo Fungoes	45
	Newark Eagles	45
8	Mimosa Mirthmakers	44
	Waukesha Freeman	44
	Bradenton Buckeyes	44
	West Coast Wrecking Crew	44
12	Silver Spring Senators	43
	Hereford Highlanders	43
14	Innisfree Dukes	42
	Eastport Athletics	42
	Farmington River Rats	42
17	Hamilton Eh's	41
18	Edinburgh Scotsmen	39
	Rochester Cheetahs	39
20	Long Island Islanders	38
21	Morgantown Raiders	37
22	Scranton Spanish Flies	35
23	Bethesda Bambinos	31
24	Beacon Braves	21

POSTSEASON

DIVISION

CHAMPS



WILD

CARD



LONG
ISLAND
NEW YORK



TCBA

INTRODUCING
ELITE 8

#8 West Coast @ #1 Beacon

#7 Long Island @ #2 Rochester

#6 Scranton @ #3 Waukesha

#5 Bethesda @ #4 Gunpowder

First Round



**QUARTER
FINAL**

**WEST
COAST**
Wrecking Crew



Beacon



Braves

1
ROUND

The West Coast Wrecking Crew more than lived up to their nickname as they ripped through Beacon's league-best pitching staff, leaving the #1 seeded Braves battered and bruised.

The two teams were evenly matched offensively during the season - Beacon's .263 vs. West Coasts' .264 – and it was no different in their Quarter-final playoff series – Beacon's .268 vs. the Coasters' .262.

Beacon smugly built an early 6-1 lead in Game 1, only to see their vaunted bullpen be chopped up by the WC Crew in a 9-7 series-opening loss. Ketel Marte's timely singles drove in 4 runs; but it was Yasmani Grandal's 5th inning 3-run homer off Casey Sadler that sent shockwaves through the Beacon dugout.

The Braves returned to Smugville in Game 2, led by Pablo Lopez' pitching and Nolan Arenado's 3-homer, 7 rbi performance. The Braves' swagger had returned in a 13-2, series-evening.

Any thoughts of an easy run for the Braves ended quickly in Game 3. Beacon's Frankie Montas was gone before recording an out in the 3rd inning, a victim of a Freddie Freeman 2-run homer. Grandal accounted for 2 runs with a pair of doubles, and the Crew received just enough effective relief work to secure a 5-4 victory and a 2-1 series lead.

In Game 3, Beacon's 22-game winner Jose Berrios lasted just 4 innings, leaving with the game tied at 2 apiece after a Brian Reynolds homer. Reynolds would go on to record a .484 OBP in the series. Freddie Freeman would collect another 3 hits, but he was countered by 4 solo homers, 2 each by Paul Goldschmidt and JD Martinez. Beacon built a 6-2 lead and got just enough relief pitching to secure a series-tying 6-4 win.

The Crew's Lance Lynn was nearly unhittable in Game 5, tossing a shutout through 6 innings. He was supported by Reynolds and Jose Ramirez, who each belted solo homers, taking a 2-0 lead into the 7th inning. An rbi double by JD Martinez finally broke the ice on the frozen Beacon bats. Isaiah Kiner Falefa followed an IBB to Nolan Arenado (loading the bases) with a 2-run single that provided the Braves with a 4-2 lead. Sadler pitched the 9th, this time retiring all three batters for the save.

Back in Beacon, the Braves' plans for an early victory went awry. The Crew battered Pablo Lopez (2 IP, 5 ER), the big blow a grand slam from Tyler Naquin, for an early 7-0 lead. Beacon attempted several come-backs, but each time the West Coast batters would blast whoever was on the mound, collecting 14 hits in total in a 10-6 series-tying win.

And so it came down to a single game, Berrios vs Gomber. Three tense innings zipped by, neither team able to hit the other's pitching. The ice cracked a wee bit in the bottom of the 4th, another IKF single scoring Segura with the game's first run. The Braves added another run in the 5th on Goldschmidt's rbi single. It was still a tense 2-0 game.

And then everything changed. With Jeurys Familia on the mound in relief of Gomber, the Braves broke out of their chains and began to find some success. Beacon pushed across another run, bringing on Wendelken to try and plug the dike. With two outs and loaded bases, Paul Goldschmidt (.333) took his turn at bat. The explosion removed what obstruction remained, the dike collapsed, and 3 runs scored on Goldschmidt's double. An extremely tense series and game had suddenly turned.

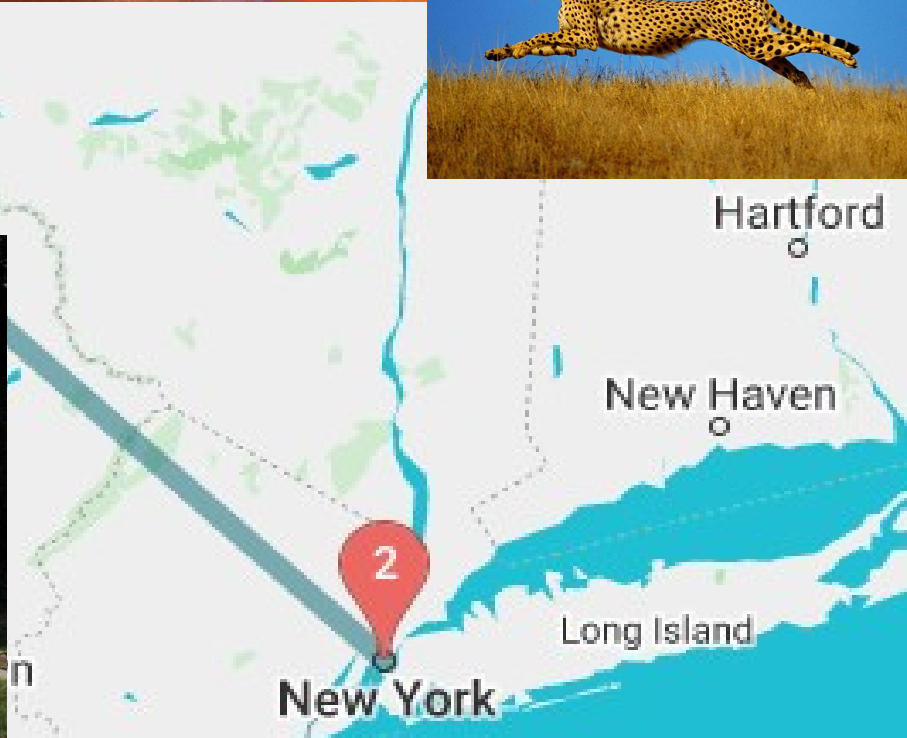


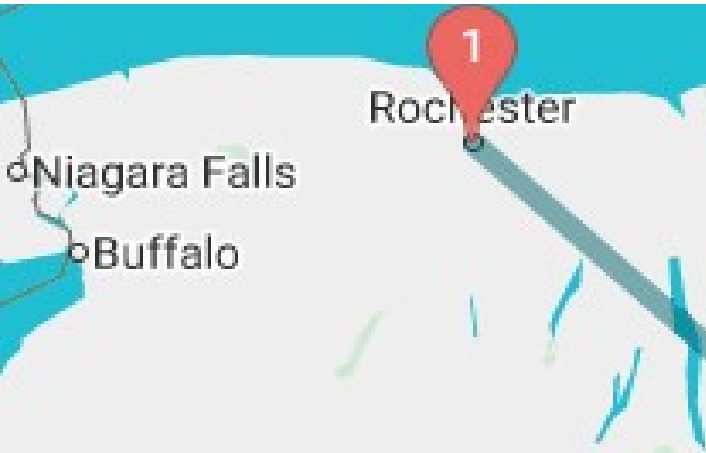
Correspondent: Bob Braun



U-TCBA22 - Beacon Braves - Game Summaries									
7 Games Played									
Date	No.	Team	R	H	E	G Sc	Starters	Decisions	Save
09/27/21	7	West Coast Wrecking Crew	1	5	1	50	A. GOMBER	L, A. GOMBER	
20:13m	7	Beacon Braves	6	11	0	58	J. BERRIOS	W, A. LOUP	None
09/26/21	6	West Coast Wrecking Crew	10	14	2	53	Z. GALLEN	W, Z. GALLEN	None
23:15m	6	Beacon Braves	6	8	0	25	P. LOPEZ	L, P. LOPEZ	
09/25/21	5	Beacon Braves	4	8	2	60	M. STROMAN	W, R. THOMPSON	C. SADLER
25:33m	5	West Coast Wrecking Crew	2	6	1	52	L. LYNN	L, L. LYNN	
09/24/21	4	Beacon Braves	6	9	3	44	J. BERRIOS	W, A. LOUP	L. JACKSON
29:50m	4	West Coast Wrecking Crew	4	12	0	45	E. MORGAN	L, E. MORGAN	
09/23/21	3	Beacon Braves	4	8	0	26	F. MONTAS	L, F. MONTAS	
25:12m	3	West Coast Wrecking Crew	5	8	0	44	M. BOYD	W, Y. GARCIA	S. BARLOW
09/22/21	2	West Coast Wrecking Crew	2	8	1	23	Z. GALLEN	L, Z. GALLEN	
29:31m	2	Beacon Braves	13	14	1	59	P. LOPEZ	W, P. LOPEZ	None
09/21/21	1	West Coast Wrecking Crew	9	12	1	30	L. LYNN	W, S. BARLOW	None
41:02m	1	Beacon Braves	7	8	2	35	M. STROMAN	L, A. LOUP	

U-TCBA22 - Beacon Braves - Summary																	
Batting	AVG	OBP	SLG	G	AB	H	2B	3B	HR	R	R/G	SO	BB	LOB	SB	CS	SBP
Beacon Braves	.268	.326	.500	7	246	66	12	0	15	46	6.6	52	20	42	23	3	88.5
Pitching	ERA	G	CG	SHO	QS	SV	IP	H	R	ER	HR	SO	BB	HB	WP	BK	OBA
Beacon Braves	4.65	7	0	0	0	2	62.0	65	33	32	11	61	21	1	1	0	.262
Fielding	FLD	G	PO	A	E	DP	TP	PB	OSB	OCS	OSBP	OSBA	DER	UER	UERP		
Beacon Braves	.969	7	186	61	8	3	0	0	1	3	25.0	.145	.665	1	3.0		

U-TCBA22 - West Coast Wrecking Crew - Summary																	
Batting	AVG	OBP	SLG	G	AB	H	2B	3B	HR	R	R/G	SO	BB	LOB	SB	CS	SBP
West Coast Wrecking Crew	.262	.321	.472	7	248	65	17	1	11	33	4.7	61	21	54	1	3	25.0
Pitching	ERA	G	CG	SHO	QS	SV	IP	H	R	ER	HR	SO	BB	HB	WP	BK	OBA
West Coast Wrecking Crew	5.75	7	0	0	0	1	61.0	66	46	39	15	52	20	2	1	0	.268
Fielding	FLD	G	PO	A	E	DP	TP	PB	OSB	OCS	OSBP	OSBA	DER	UER	UERP		
West Coast Wrecking Crew	.975	7	183	53	6	0	0	1	23	3	88.5	3.393	.697	7	15.2		



It was the best of times, it was the worst of times, you could say. It was indeed a "Tale of Two Series". I will say this: At 9:30 PM last night, no one would have been more surprised than me that I would be the one writing this email.

The #2 seed Rochester Cheetahs attempted to hold off the #7 seed Long Island Islanders to become the only non-Metro team in the Semi-Finals. And, being that our 2016 title is the only non-Metro title since 2011, that might have been fitting. However, there was a quick sign that the first part of this series, at least, would not be Rochester's finest hour.

Shohei Ohtani made his playoff debut on the hill, and he was just a bit shaky in inning #1 of Game 1. He began the game by walking Cain, Wendle and Muncy and then followed that by dropping a toss from Schwindel on a Seager grounder. Peterson then grounded back to him and he dropped that also before getting the out at first. He amazingly got the final two outs from there without allowing another run, putting us in a 2-0 hole. The Cheetahs chipped away at Logan Webb, starting with a Crawford single and two stolen bases in the second, the latter being a steal of home that cut the lead in half. Webb walked Schwindel and Shohei to load the bases with 1 out in the third, and Garver's sacrifice fly tied the game at 2-2. And then, in this battle of offenses in 2021 baseball, nobody did much of anything for almost an entire game's worth of action. Rochester's ace reliever, Andrew Kittredge, was on the hill for the top of the eleventh, when Cain led off with a single and a stolen base. Kittredge came back to strike out Longoria and Muncy, putting us in position to escape again when we walked Seager to face Peterson. Jace grounded to Turner at third, but calamity - Turner threw the ball past Schwindel at first, allowing Cain to score on an error. Rochester went 1-2-3 in the bottom of the frame against Jake McGee to take a horrendous 3-2 loss in 11 innings.

And it only got worse from there. Ohtani homered in his first two plate appearances against Robbie Ray in Game 2, and Garver hit an early homer as well - but they were all solo shots, and Long Island was keeping pace against Morton. A bases loaded walk to Muncy in the third gave the Islanders their first run, and an error by Altuve set up an RBI double by Cain in the fourth. However, Ohtani struck again in his third PA with a triple, giving him 11 total bases in 3 PAs, and Crawford singled him home to break a 3-3 tie in the sixth. Rochester then hoped to hang on and get a 1-run win to even the series again. Well. Sanchez hit a 1-out triple in the eighth against Baragar and youngster Wander Franco came through with a huge pinch-hit single against Johnson to tie the game. Kittredge was on again in the ninth in a 4-4 game, trying to give us a chance, but Lorenzo Cain led off that inning with a solo homer, breaking the hearts of the home crowd. Another 1-2-3 bottom of the inning, another 1-run loss, 5-4.

Then, Cal Quantrill started hammering nails into the Rochester coffin in Game 3. The Cheetahs, with the league's best offense in 2021, had just about nothing against the Long Island starter. A 3-run second inning for Long Island was more than enough, as Joc Pederson and his pearls homered, while Quantrill himself added insult to injury with a 2-run double. It was as bleak as it could have been in Rochester, as Long Island won 4-0 to take a 3 games to none lead.

We chatted about previous comebacks from down 3 games to none, including one in 1995, when I was in high school. Of course I brought up the first (chronological) TCBA World Series, in which I reversed a 3 games to none deficit, even after (seemingly) trailing 6-0 in game 4. Perhaps, for Mac's sake, we shouldn't have spent so much time talking about it.

If you're going to serve notice that you might pull off the biggest possible comeback in a 7-game series, scoring 15 runs is a good way to do it. Wily Peralta baffled Long Island for most of the game while Rochester notched single runs against Logan Webb, in his final start of the series, in the first and fourth. Harper's first homer of the series in the fifth put us up 3-0, but it was the sixth that proved decisive. Crawford homered, and then we loaded the bases for Harper, who singled. It was 6-0 when Ohtani batted with 1 out and the bases loaded and he - well, he hit a grand slam to make it 10-0. Each team scored 5 runs against the back of the bullpens from there, and we ended at 15-5.

By the way, Harper had zero hits in the first 3 games of the series, but his turnaround coincided with ours. Unfortunately for Long Island, Corey Seager started 5 of the 7 games, and did not get a hit. He did reach a few times on walks, errors, etc., but no hits.

Ohtani was back for Game 5, facing DeSclafani, and we knew that he had to come through big if we were going to turn the corner. He was clearly better than Game 1, right away. He didn't allow a run until the sixth, and it was tied at 1-1 when Rochester busted down the door in the seventh with back-to-back doubles by Pollock and Altuve and then a 2-run homer from Harper. A Muncy homer in the ninth cut the lead to 4-2, but that was all, as Kittredge closed the door on a 4-2 win.

We went back to Rochester with new life, but we still had to win both remaining games. And we were in serious, serious trouble in Game 6. This was the second hinge point, at which it looked like Long Island had the upset pulled off. It was the combination of Robbie Ray, who obliterated Rochester through 6 frames, seemingly striking out everyone and walking no one, and Joc Pederson, who hit a massive 2-run homer in the fourth to give Long Island a 2-1 lead. That lead held until the bottom of the seventh, as Long Island came 3 innings away from escaping. But it was not to be. Corey Seager's tough series continued with an error on Crawford's leadoff grounder. Crawford then stole second and moved to third on Pollock's groundout before Jose Altuve delivered him as the tying run with a sac fly. Then, in the bottom of the eighth, the Big Orange Machine got unjammed. Ray had allowed 2 runs in 7 innings, but more impressively had walked no one and fanned 13. But he began the eighth with a walk to Nimmo. Harper then followed with his third homer in as many games, putting Rochester up 4-2. Garver followed with a 2-run homer that put us up 6-2, and was huge in saving the bullpen for Game 7. We left the two ace relievers in the pen and allowed Littell to close out the 4-run win, which he did, evening the series.

Did Rochester pull off the incredible comeback?? Well, I suppose you already know that we did. Ohtani walked, stole second and scored on a Garver single in the first against Alex Cobb, and Justin Turner homered in the second to put us up 2-0. When Sean Murphy led off the third with a double, Brett Anderson quickly exited. Long Island scored one run after Tyler Duffey entered, but Rochester followed Duffey with Littell, Alvarez and Kittredge, and Long Island didn't score again. The Cheetahs led 3-1 when Frank Schwindel put an exclamation point on the win with a solo homer in the eighth, and Rochester held on in the ninth for a 4-1 victory to claim the series.

It was really an incredible series, very close, and Long Island probably would have won it if they'd had either Winker or Wisdom. We are very fortunate to have survived, but we did. Congrats to Mac on a great season!

Correspondent: JR Richardson



U-TCBA22 - Rochester Cheetahs - Game Summaries

7 Games Played


Date	No.	Team	R	H	E	G Sc	Starters	Decisions	Save	
09/27/21	7	Long Island Islanders	1	4	1	45	A. COBB	L, A. COBB		
17:43m	7	Rochester Cheetahs	4	7	2	54	B. ANDERSON	W, T. DUFFEY	A. KITTREDGE	
Date	No.	Team	R	H	E	G Sc	Starters	Decisions	Save	
09/26/21	6	Long Island Islanders	2	3	2	62	R. RAY	L, R. RAY		
14:44m	6	Rochester Cheetahs	6	6	2	56	C. MORTON	W, W. PERALTA	None	
Date	No.	Team	R	H	E	G Sc	Starters	Decisions	Save	
09/25/21 (N)	5	Rochester Cheetahs	4	6	0	67	S. OHTANI	W, S. OHTANI	A. KITTREDGE	
15:28m	5	Long Island Islanders	2	4	1	57	A. DeSCLAFANI	L, A. DeSCLAFANI		
Date	No.	Team	R	H	E	G Sc	Starters	Decisions	Save	
09/24/21 (N)	4	Rochester Cheetahs	15	14	0	61	W. PERALTA	W, W. PERALTA	None	
21:36m	4	Long Island Islanders	5	9	1	48	L. WEBB	L, L. WEBB		
Date	No.	Team	R	H	E	G Sc	Starters	Decisions	Save	
09/23/21 (N)	3	Rochester Cheetahs	0	4	0	45	B. ANDERSON	L, B. ANDERSON		
9:25m	3	Long Island Islanders	4	6	0	83	C. QUANTRILL	W, C. QUANTRILL	None	
Date	No.	Team	R	H	E	G Sc	Starters	Decisions	Save	
09/22/21	2	Long Island Islanders	5	9	0	51	R. RAY	W, T. McFARLAND	None	
23:46m	2	Rochester Cheetahs	4	8	1	50	C. MORTON	L, A. KITTREDGE		
Date	No.	Team	R	H	E	Inn	G Sc	Starters	Decisions	Save
09/21/21	1	Long Island Islanders	3	5	0	11	46	L. WEBB	W, J. McGEE	None
38:13m	1	Rochester Cheetahs	2	4	2		54	S. OHTANI	L, A. KITTREDGE	

U-TCBA22 - Rochester Cheetahs - Summary

Batting	AVG	OBP	SLG	G	AB	H	2B	3B	HR	R	R/G	SO	BB	LOB	SB	CS	SBP
Rochester Cheetahs	.213	.296	.448	7	230	49	13	1	13	35	5.0	68	27	39	7	2	77.8
Pitching	ERA	G	CG	SHO	QS	SV	IP	H	R	ER	HR	SO	BB	HB	WP	BK	OBA
Rochester Cheetahs	2.81	7	0	0	2	2	64.0	40	22	20	6	56	31	3	1	0	.174
Fielding	FLD	G	PO	A	E	DP	TP	PB	OSB	OCS	OSBP	OSBA	DER	UER	UERP		
Rochester Cheetahs	.974	7	192	66	7	2	0	0	7	1	87.5	.984	.771	2	9.1		

U-TCBA22 - Long Island Islanders - Summary

Batting	AVG	OBP	SLG	G	AB	H	2B	3B	HR	R	R/G	SO	BB	LOB	SB	CS	SBP
Long Island Islanders	.174	.280	.313	7	230	40	10	2	6	22	3.1	56	31	52	7	1	87.5
Pitching	ERA	G	CG	SHO	QS	SV	IP	H	R	ER	HR	SO	BB	HB	WP	BK	OBA
Long Island Islanders	4.57	7	2	1	1	0	63.0	49	35	32	13	68	27	1	0	0	.212
Fielding	FLD	G	PO	A	E	DP	TP	PB	OSB	OCS	OSBP	OSBA	DER	UER	UERP		
Long Island Islanders	.980	7	189	57	5	3	0	0	7	2	77.8	1.000	.744	3	8.6		



Spanish flies as an Aphrodisiac, their Effects and Practical Experience with them



Waukesha and Scranton hooked up in a Puzzle of Zoom, last night.

Kudo's to Ken for figuring out a way to make it all work for the two teams along with the spectators. And a 'Bronx Cheer' for Scranton, for running out of laptop battery during game 5, causing a 'blackout' for all, as they waited patiently for the 'lights to come back on' and action to resume. (Note to self: next time, plug the damn charger cord in cuz the series might take longer than anticipated)

GAME 1....ERA leader Corbin Burnes takes the mound for Wauk, and he's twirling a no hitter thru 4. Meanwhile, Wauk scores two single runs on a Blast by Bichette, and a Scranton fielding error. Burnes finally gives up a run in the 6th, Wauk goes to their bullpen, and Scranton unloads against normally reliable Jose Ruiz. Our offensive spurt, all at the bottom of our order, 7-8-9 slot, gives us a total of 4 runs in the inning.

And that's all the scoring today, for either team. Though we DO hit Freeman outfielder with a pitch; he takes a breather for one more day, but Wauk will make us pay for that later.

4-2 win for Scranton to get the series going.

Correspondent: Marty Fiehl

GAME 2....A game that will have implications the rest of the way out.

Chris Bastard.....I mean Bassitt, for Waukesha.

Wasting no time in getting revenge for Dylan Carlson yesterday, Bassitt drills my cleanup hitter, 1st inning, right in the head.

Byron Buxton will be injured until the end of Spring Training. Scranton won't see him in our lineup again until Opening Day. Big blow for Scranton.

-Freemen string together several hits, score 2 runs in each of the first two innings.....and that's all she wrote.

**No more scoring, Wauk wins 4-0 and Bassitt twirls a gem! (nobody else wanted to stand in the box against him after seeing Buxton carried off)
7 shutout innings and 2 relievers followed with no hit appearances.**

The Freeman pitchers have now shut out Scranton in 17 of the first 18 innings of the series. Spanflies are very fortunate to have a split series so far.

GAME 3.... This was the best game of the series in the fact that the lead switched hands numerous times. Every time one team scored; the other team answered back. Waukesha opens up taking the lead. Scranton ties it. Scranton takes the lead. Waukesha tied it. Scranton takes the lead. Waukesha takes the lead. Scranton ties it. Scranton takes the lead in the bot of the 8th, holds off Wauk in the 9th, and wins the game!

And what made it real exciting, was that home runs were at the heart of just about every one of those scorings.

**The Freeman superb outfield core was responsible for all of their scoring:
-O'neill with a dinger and 2 rbi's; Carlson with 2 rbi's; Haniger with a homer.**

And Scranton's scoring coming from 4 homers:

-Wil Myers, long time Spanfly, and injury replacement for Buxton, Dauton Varsho and Brendan Rodgers, MVP of the game, with 2 homers and 3 ribbies.

Scranton wins this one 7-5, and the LOB is kind of neat: 2 for Wauk and 3 for Scr. Meaning most times that somebody got on base, they got driven in, usually be a homer. No wasted rallies.

GAME 4:

Okay, this was the WORST game of the series, in that it was the only one in which the score got out of hand and both teams just wanted to protect themselves instead of worrying about winning or losing.

Eric Lauer of the Freebies took a nice 3-1 lead into the 5th.....and then the wheels fell off. Ok, the whole axle.

Scranton kept up the 'power against Lauer' until he was removed with runners on base and 2 outs. Funkhouser was brought in with instructions to get 'one out'.

And he did.....but it was not until giving up a 3 run homer, and Scranton scored SEVEN big runs in the inning. And they kept on scoring in the next two innings also.

Final Score: 12-3 and Scranton is mounting serious momentum. Up 3 games to 1 now.

Game 5:

A superb pitching matchup between Gm1 starters, Burnes and Framber Valdez.

Scranton has a 2-1 lead in the 7th inning.....and then the battery gives me notice on the laptop that it is almost out of juice. I make a mad dash for the power cord downstairs (and by mad dash I mean; we limp down the stairs after extricating ourselves from bed....use a pick-up stick to get the power strip off the floor, explain to the wife what I'm doing downstairs, take a ride on the StairChair back upstairs, limp back into the bedroom, and I am literally 3 feet from inserting the cord into the side of the computer when I see the screen go black! Sunuvabitch! I needed five more seconds to 'give it more power, captain', before it shut down. Of course, I lost the game in progress. Its not often one gets the lead on Burnes.

After logging back on and explaining my plight to the opposing mgr and Ken, we set up for game 5 again, and have at it once more.

This one, almost identical to the first game, a major pitching duel between Burnes and Framber....its 1-1 after 9 complete. We head to extra's.

Top 10.....Ex-Scrantonian, Christian Yelich goes downtown with a solo homer to break the hometown fans heart.

Bot 10.....Josh Hader, comes in to close it for Waukesha, and the Freebies win: 2-1.

Same SCORE as last game before the power outage; but this time, Waukesha has the 2 and Scranton the 1.

Okay, Scranton still up in the series, 3 games to 2, but.....has the momentum now shifted back to Waukesha?

GAME 6...

Freemen score first on a homer by Yandy Diaz, another former Scrantonian.

Chris Bassitt holds a 1-0 lead thru five complete. This is the 12th consecutive shutout inning for Bassitt against Scranton.

Top 6...we FINALLY get to Bassitt. 3 big runs, one of them a 2 run homer by Luis Robert.

Some fine bullpen work the rest of the way for Scranton, and they hold onto a 4-2 WIN, and we take the Playoff Series, also by a 4-2 margin in games.

We will look forward to playing the winner of the Rochester/Long Island series, in Harrisburg.

A tip of the Cap to Ken and the Freeman team. There was only ONE 'easy' game, the rest were well played, close, and challenging games. Along with being a lot of fun interacting with the manager and several fans who bought tickets to the front row seats.



U-TCBA22 - Scranton Spanish Flies - Game Summaries

6 Games Played

Date	No.	Team	R	H	E	G Sc	Starters	Decisions	Save	
09/26/21	6	Scranton Spanish Flies	4	9	0	58	A. HOUSER	W, A. HOUSER	R. RODRIGUEZ	
17:48m	6	Waukesha Freeman	2	7	1	53	C. BASSITT	L, C. BASSITT		
Date	No.	Team	R	H	E	Inn	G Sc	Starters	Decisions	Save
09/25/21	5	Waukesha Freeman	2	7	2	10	61	C. BURNES	W, J. HADER	None
23:07m	5	Scranton Spanish Flies	1	6	0		71	F. VALDEZ	L, R. BLEIER	
Date	No.	Team	R	H	E	G Sc	Starters	Decisions	Save	
09/24/21	4	Waukesha Freeman	3	10	0		31	E. LAUER	L, E. LAUER	
20:49m	4	Scranton Spanish Flies	12	11	0		42	S. McCLANAHAN	W, S. McCLANAHAN	None
Date	No.	Team	R	H	E	G Sc	Starters	Decisions	Save	
09/23/21	3	Waukesha Freeman	5	6	0		43	J. URIAS	L, J. SHEFFIELD	
18:29m	3	Scranton Spanish Flies	7	8	0		43	F. PERALTA	W, R. RODRIGUEZ	None
Date	No.	Team	R	H	E	G Sc	Starters	Decisions	Save	
09/22/21	2	Scranton Spanish Flies	0	6	2		35	A. HOUSER	L, A. HOUSER	
19:29m	2	Waukesha Freeman	4	8	1		69	C. BASSITT	W, C. BASSITT	None
Date	No.	Team	R	H	E	G Sc	Starters	Decisions	Save	
09/21/21	1	Scranton Spanish Flies	4	6	1		55	F. VALDEZ	W, R. RODRIGUEZ	R. BLEIER
28:20m	1	Waukesha Freeman	2	6	0		68	C. BURNES	L, J. RUIZ	

U-TCBA22 - Scranton Spanish Flies - Summary

Batting	AVG	OBP	SLG	G	AB	H	2B	3B	HR	R	R/G	SO	BB	LOB	SB	CS	SBP
Scranton Spanish Flies	.236	.302	.421	6	195	46	9	0	9	28	4.7	42	18	29	6	3	66.7
Pitching	ERA	G	CG	SHO	QS	SV	IP	H	R	ER	HR	SO	BB	HB	WP	BK	OBA
Scranton Spanish Flies	2.67	6	0	0	2	2	54.0	44	18	16	5	52	12	3	2	0	.219
Fielding	FLD	G	PO	A	E	DP	TP	PB	OSB	OCS	OSBP	OSBA	DER	UER	UERP		
Scranton Spanish Flies	.986	6	162	52	3	3	0	0	3	1	75.0	.500	.718	2	11.1		

U-TCBA22 - Waukesha Freeman - Summary

Batting	AVG	OBP	SLG	G	AB	H	2B	3B	HR	R	R/G	SO	BB	LOB	SB	CS	SBP
Waukesha Freeman	.219	.272	.323	6	201	44	6	0	5	18	3.0	52	12	38	3	1	75.0
Pitching	ERA	G	CG	SHO	QS	SV	IP	H	R	ER	HR	SO	BB	HB	WP	BK	OBA
Waukesha Freeman	4.75	6	0	0	4	0	53.0	46	28	28	9	42	18	1	0	1	.236
Fielding	FLD	G	PO	A	E	DP	TP	PB	OSB	OCS	OSBP	OSBA	DER	UER	UERP		
Waukesha Freeman	.982	6	159	64	4	4	0	0	6	3	66.7	1.019	.729	0	0	.0	



Bethesda

MD

Bambinos



First Round

Guys,

I had the pleasure of driving to Walt's house to play a little face to face playoff baseball yesterday. I arrived just in time to see Walt trying to corral his 7 months old puppy as she ran all over the yard. This new person in driveway seem to excite her to no end. Once in the house, we got onto the couch to play the series. She was all over me, but did calm down and settled in next to Walt as our lone spectator for the series.

Walt was wearing his Red Sox jersey and promised to take me out to lunch since I made the ride up.

Game ONE – Bethesda gets single runs in the 1st and 2nd innings, and then they just watch as Kevin Gausman cruise. He goes 6 2/3 scoreless and turns it over to the bullpen, which completes the opening shutout. Bethesda leads 1-0

Game TWO – Once again, Bethesda score a run in the top of the first. This time on a JT Realmuto double. While we were hoping that Gunpowder wouldn't score all series, that pipe dream ended when CJ Cron drove home DJ LeMahieu in the 3rd. And then in the 4th Kyle Schwarber hit the 1st HR of the series to put the Ironmen in the lead for the 1st time in the series. This time it is the Gunpowder bullpen that does the shutting down and the final tally if GU 2-BT 1. Series tied at one apiece.

Game THREE – It's a massacre. Schwarber goes deep again. Bogarts goes 4-4 with a walk and 2 doubles Alek Manoah gives up 6 earned in less that 4 innings. Final score of 8-0. Gunpowder leads series 2 games to 1

Correspondent: Frank Tedeschi

Game FOUR – Bethesda hasn't scored in 17 innings coming into this one. In they don't find a way to hit the Ironmen staff soon, the season will end quickly. Gunpowder leads 1-0 after 2. ANOTHER Schwarber HR. Bethesda finally scratches a run across in the 3rd to tie it. CJ Cron immediately homers in the top of the 4th to get the lead back. In the bottom of the 4th.... "Here comes the rain"..... both managers are confused. There was no umpire call to bring the players back out.... But everything seems ready and good to go. We venture on. In the bottom of the 5th, Ryan McMahon gets a clutch double to tie the game up. We pull Bieber a little earlier as a result and Ian Happ rewards the move with a 2 run HR and gives Bethesda a 4-3 lead going to the 7th. And again, the bullpen does the job in those final three innings. BT 4 – GU 2. Series TIED AT TWO

TIME FOR LUNCH. A short drive to a local eatery, A delicious Chicken Parm sub and good conversation and we are back on the couch. The puppy is out of the crate and right next to Walt again.

Game FIVE - It's a reverse massacre. Four separate Bambinos hit HRs providing an 8-0 lead going to the 7th. Kevin Gausman IS THE MAN. Another six scoreless innings tossed. He has only face 21 batters. Should be good for another inning or so. Kevin Gausman is now INJURED! OH nooooooooooooo. And for 10 games. If we win this series, he is out for the entire next series. Not our ace. Oh yes, your ace, dip weed. Why didn't you pull him? Why? Final score BT 8- GU 0. Bethesda leads three games to two, back to Gunpowder.

Then Walt comes to a stark realization. When we out for lunch, he took off his Red Sox jersey and FORGOT to put it back on. OH MY GOD!

With the jersey now resting comfortably on his shoulders we go on to....

Correspondent: Frank Tedeschi

Game SIX – Carlos Correa hits a 2-run HR in the top of the first and adds an RBI in the 3rd to give Bethesda 3-0 lead. Going back to game three GU now has 15 innings without scoring bet ends that 3rd and then adds another in the bottom of the 5th (ANOTHER Schwarber HR, his 4th). It is up to the Bambino bullpen again. The story of the series was the Bambino bullpen.... And they shut the door one final time and win the game 3-2 and takes the series FOUR GAMES TO TWO.

The final stats show:

- Bethesda had the ERA advantage 2.04 to 3.29. Outscoring GU by 19-13. Only 11 HR's were hit in the six games with Bethesda holding a slight 6-5 advantage
- Gunpowder was held to .183 batting average and a .578 OPS. Bethesda hit .256 with only a .730 OPS themselves
- The Bethesda bullpen logged 20 innings over the six games and DID NOT ALLOW an earned run. Gunpowder hit only .145 in those 20 innings

A big thanks to Walt for hosting, and the free lunch. We did the big thing by “surviving and advancing”. We have one monstrous wall to climb in facing Beacon without our best starter in the next round. It will take a lot of breaks and timely dice rolls to accomplish that. But you’re saying we have a chance.....

Correspondent: Frank Tedeschi



S E M I F I N A L I S T



U-TCBA22 - Bethesda Bambinos - Game Summaries

6 Games Played

Date	No.	Team	R	H	E	G Sc	Starters	Decisions	Save
09/26/21	6	Bethesda Bambinos	3	7	0	60	W. MILEY	W, W. MILEY	C. McHUGH
11:52m	6	Gunpowder Ironmen	2	5	0	48	M. PINEDA	L, M. PINEDA	
Date	No.	Team	R	H	E	G Sc	Starters	Decisions	Save
09/25/21	5	Gunpowder Ironmen	0	1	0	28	L. WEAVER	L, L. WEAVER	
16:26m	5	Bethesda Bambinos	8	14	1	76	K. GAUSMAN	W, K. GAUSMAN	None
Date	No.	Team	R	H	E	G Sc	Starters	Decisions	Save
09/24/21	4	Gunpowder Ironmen	2	5	0	48	N. PIVETTA	L, A. BENDER	
12:40m	4	Bethesda Bambinos	4	11	1	62	S. BIEBER	W, S. BIEBER	C. McHUGH
Date	No.	Team	R	H	E	G Sc	Starters	Decisions	Save
09/23/21	3	Gunpowder Ironmen	7	15	1	83	G. MARQUEZ	W, G. MARQUEZ	None
12:32m	3	Bethesda Bambinos	0	7	1	22	A. MANOAH	L, A. MANOAH	
Date	No.	Team	R	H	E	G Sc	Starters	Decisions	Save
09/22/21	2	Bethesda Bambinos	1	6	0	46	W. MILEY	L, W. MILEY	
12:18m	2	Gunpowder Ironmen	2	5	3	54	E. RODRIGUEZ	W, G. WHITLOCK	A. CIMBER
Date	No.	Team	R	H	E	G Sc	Starters	Decisions	Save
09/21/21	1	Bethesda Bambinos	3	7	0	70	K. GAUSMAN	W, K. GAUSMAN	C. McHUGH
16:23m	1	Gunpowder Ironmen	0	4	0	49	M. PINEDA	L, M. PINEDA	

U-TCBA22 - Bethesda Bambinos - Summary

Batting	AVG	OBP	SLG	G	AB	H	2B	3B	HR	R	R/G	SO	BB	LOB	SB	CS	SBP
Bethesda Bambinos	.256	.306	.424	6	203	52	16	0	6	19	3.2	63	15	44	1	2	33.3
Pitching	ERA	G	CG	SHO	QS	SV	IP	H	R	ER	HR	SO	BB	HB	WP	BK	OBA
Bethesda Bambinos	2.04	6	0	0	3	3	53.0	35	13	12	5	51	15	0	0	0	.183
Fielding	FLD	G	PO	A	E	DP	TP	PB	OSB	OCS	OSBP	OSBA	DER	UER	UERP		
Bethesda Bambinos	.986	6	159	54	3	3	0	1	0	0	-	.000	.763	1	7.7		

U-TCBA22 - Gunpowder Ironmen - Summary

Batting	AVG	OBP	SLG	G	AB	H	2B	3B	HR	R	R/G	SO	BB	LOB	SB	CS	SBP
Gunpowder Ironmen	.183	.243	.335	6	191	35	12	1	5	13	2.2	51	15	35	0	0	-
Pitching	ERA	G	CG	SHO	QS	SV	IP	H	R	ER	HR	SO	BB	HB	WP	BK	OBA
Gunpowder Ironmen	3.29	6	1	1	2	1	52.0	52	19	19	6	63	15	0	0	0	.256
Fielding	FLD	G	PO	A	E	DP	TP	PB	OSB	OCS	OSBP	OSBA	DER	UER	UERP		
Gunpowder Ironmen	.980	6	156	44	4	4	0	0	1	2	33.3	.173	.638	0	0	.0	

TCBA

SEMI

FINAL

MILLION DOLLAR QUARTET

THE BROADWAY MUSICAL INSPIRED BY THE ELECTRIFYING TRUE STORY



Bethesda

MD

Bambinos



Beacon

Braves



Spanish flies as an Aphrodisiac, their Effects and Practical Experience with them


Rochester



Four 100-game winners would compete for the 2022 TCBA Championship in Harrisburg, Pennsylvania.

Division winners Hyde Park (#1 seed, 117-45) and Rochester (#2 seed, 109-53) would host wild card winners Bethesda (#5 seed, 105-57) and Scranton (#6 seed, 102-60)

The “million dollar” quartet had a combined 433-215 record in the regular season (.668) and 16-10 in the playoffs (.615)

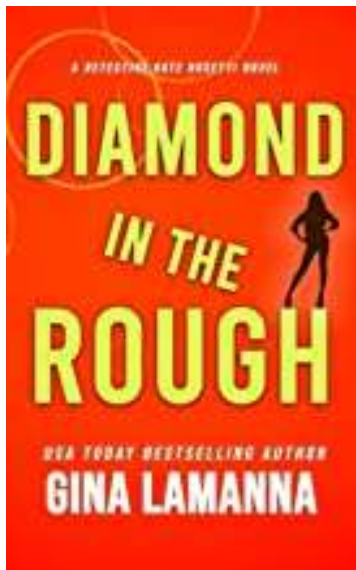


Subject: Tcba Round 2 Semi Final Playoffs; Rochester vs Scranton

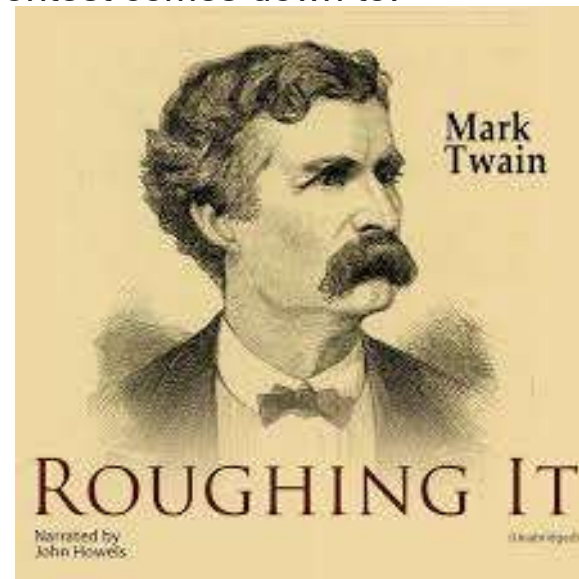
Scranton and Rochester decided to get an 'early start' on Round 2 and hooked up via Zoom to battle it out in the early evening hours. We had a few fans in the front row box seats and we were thankful for their attendance.

JR's wife and two of his children made an appearance on camera,..... whereas my wife closed the bedroom door behind her and quipped, "See you tomorrow!" as she went downstairs to spend the evening watching TV by herself. Stu the Hamster was sleeping, and was willing to give up his Luxury Box for a few more hours of Zzzzzzzzzzzzz's.

Some playoff series can be summed up with book titles. Tonite's contest comes down to:



or

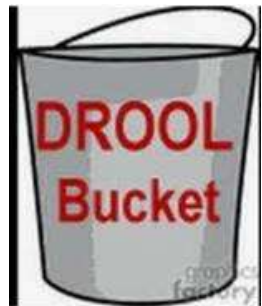


It just depends on if you are Rochester or Scranton as to which one has the most meaning.

A lot of things in the games didn't always go as planned, or as they should. But as JR would quote several times during the night; "That's Baseball"!

GAME 1....

Background: Due to the Playoff Round 1 'Battle Royale' and miraculous comeback that Roch had against LI in the 7 game Opening Round , it left the Cheetah rotation a bit out of whack. They had no choice but to start Mike Minor (Gr 5 z lefty) in Game 1. Scranton has been salivating ever since hearing the news a couple weeks ago. We even had to send for a replacement drool bucket in the meantime.....as our original one was overflowing.



Not only was his Grade 5 appealing to us on a short term basis, but if you review Statmaster on the Today season we just completed, look at where Mr. Minor stands in various 'Bad Categories of Pitching'....and this after 171 innings of use:

The 10 players with the highest Hits Per 9 Innings, Starting				
Name	Tm	Lg	H/9-s	IP-s
MINOR, M.	RO	TY	10.8	171.2
PETERSON, D.	HO	TY	10.7	201.2
MANAEA, S.	HH	TY	9.7	187.2

-so he gives up the MOST hits per 9 innings in the league.

-he comes in THIRD for the MOST Home Runs given up per 9 innings.

-and he comes in SECOND for the MOST number of Baserunners given up per 9 innings.

Now THAT'S some pretty stanky pitching. You can understand why we've been excited about facing him, pretty much in our head thinking that its like handing us a 1 game lead in the series before we even start.

Top 1.....Scranton does something major against Minor. Platoon OF/1bman Darrin Ruf getting the start against a lefty, HOMERS as the 2nd batter of the game. Oh, its ON!

Bot 1....Roch turns on their high powered scoring machine, and answer with 3 runs of their own; Altuve with a nice 2 out, 2 run single doing most of the damage.

No problem; Minor is still on the mound, and we should be able to make up those runs against that stiff in no time.

JR asks for a Time Out.....gets on the house phone, puts in a call to the Devil. Makes a quick deal, faxes in the signed paperwork, and we resume play.

Mike Minor doesn't allow another run the rest of the game!

And he goes 9 full innings!!!

He give up 5 more piddly singles, and the Cheetahs win this one: 4-1

WTF????

How rare is a complete game victory these days in the Tcba Playoffs?

And when was the last time you saw a Gr 5 pitcher do that?

Heck, when was the last time you even saw a Gr 5 pitcher on a Playoff Roster and making a start????

So JR reaps immediate benefits on his Faustian Bargain, but one has to figure its gotta come back and bite him in the ass somewhere down the line.....doesn't it?

Team	1	2	3	4	5	6	7	8	9	R	H	E	LOB	DP
Scranton Spanish Flies	1	0	0	0	0	0	0	0	0	1	6	0	9	1
Rochester Cheetahs	3	0	1	0	0	0	0	0	0	4	6	0	7	1

Scranton Spanish Flies (Game 1)																								
NAME	FT	AB	R	HR	BI	2B	3B	HR	TB	SO	BB	IBB	HBP	SH	SF	SB	CS	GDP	AVG	PO	A	E	DP	PB
M. STRAW, lf		4	0	0	0	0	0	0	0	1	1	0	0	0	0	0	0	0	.000	4	0	0	0	
D. RUF, 1b		4	1	2	1	0	0	1	5	0	0	0	0	0	0	0	0	0	.500	5	0	0	1	
J. POLANCO, 2b		3	0	0	0	0	0	0	0	0	1	0	0	0	0	0	0	0	.000	1	1	0	1	
T. MAHLE, p		0	0	0	0	0	0	0	0	0	0	0	0	0	0	0	0	0	-					
C. SULSER, p		0	0	0	0	0	0	0	0	0	0	0	0	0	0	0	0	0	-					
L. ROBERT, cf		4	0	1	0	0	0	0	1	1	0	0	0	0	0	1	0	0	.250	2	0	0	0	
M. MACHADO, 3b		3	0	1	0	0	0	0	1	0	1	0	0	0	0	1	0	0	.333	0	0	0	0	
B. RODGERS, ss		4	0	0	0	0	0	0	0	1	0	0	0	0	0	0	0	0	.000	2	3	0	1	
W. MYERS, rf		3	0	2	0	0	0	0	2	1	1	0	0	0	0	1	0	0	.667	1	0	0	0	
D. VARSHO, c		4	0	0	0	0	0	0	0	2	0	0	0	0	0	0	0	0	.000	9	0	0	0	0
F. PERALTA, p		2	0	0	0	0	0	0	0	1	0	0	0	0	0	0	0	0	.000					
S. McCLANAHAN, p		0	0	0	0	0	0	0	0	0	0	0	0	0	0	0	0	0	-					
J. ROJAS, ph-2b		1	0	0	0	0	0	0	0	1	1	0	0	0	0	0	0	0	.000	0	1	0	0	
Totals		32	1	6	1	0	0	1	9	8	5	0	0	0	0	3	0	0						

NAME	FT	G	SC	IP	H	R	ER	2B	3B	HR	BF	SO	BB	IBB	HB	SH	SF	WP	BK	IR	ERA
F. PERALTA, L, 0- 1		41	5.1	5	4	4	1	0	0	0	26	6	6	1	0	0	0	0	0	0	6.75
S. McCLANAHAN		.2	1	0	0	0	0	0	0	0	3	1	0	0	0	0	0	0	0	0	.00
T. MAHLE		1.1	0	0	0	0	0	0	0	0	4	1	0	0	0	0	0	0	0	0	.00
C. SULSER		.2	0	0	0	0	0	0	0	0	2	0	0	0	0	0	0	0	0	0	.00
Totals		8.0	6	4	4	1	0	0	0	0	35	8	6	1	0	0	0	0	0	0	24

Rochester Cheetahs (Game 1)																								
NAME	FT	AB	R	HR	BI	2B	3B	HR	TB	SO	BB	IBB	HBP	SH	SF	SB	CS	GDP	AVG	PO	A	E	DP	PB
B. HARPER, rf		2	1	0	0	0	0	0	0	2	2	0	0	0	0	0	0	0	.000	2	0	0	0	
F. SCHWINDEL, 1b		4	1	1	0	1	0	0	2	1	0	0	0	0	0	0	0	0	.250	5	0	0	1	
S. OHTANI, lf		3	1	0	0	0	0	0	0	0	1	0	0	0	0	0	0	1	.000	4	0	0	0	
M. GARVER, c		4	0	1	0	0	0	0	1	3	0	0	0	0	0	0	0	0	.250	8	0	0	0	0
B. CRAWFORD, ss		4	1	1	1	0	0	0	1	1	0	0	0	0	0	1	0	0	.250	2	3	0	1	
A. POLLOCK, cf		3	0	0	0	0	0	0	0	0	1	0	0	0	0	1	0	0	.000	3	0	0	0	
J. ALTUVE, 2b		4	0	2	3	0	0	0	2	0	0	0	0	0	0	0	0	0	.500	2	3	0	0	
J. TURNER, 3b		2	0	0	0	0	0	0	0	0	2	1	0	0	0	0	0	0	.000	1	0	0	0	
M. MINOR, p		3	0	1	0	0	0	0	1	1	0	0	0	0	0	0	0	0	.333					
Totals		29	4	6	4	1	0	0	7	8	6	1	0	0	0	2	0	1						

NAME	FT	G	SC	IP	H	R	ER	2B	3B	HR	BF	SO	BB	IBB	HB	SH	SF	WP	BK	IR	ERA
M. MINOR, W, 1- 0		74	9.0	6	1	1	0	0	1	0	37	8	5	0	0	0	0	0	0	0	1.00
Totals		9.0	6	1	1	0	0	1	0	0	37	8	5	0	0	0	0	0	0	0	27



GAME 2:

Rochester not only gets to rest his entire bullpen in the first game, but now he gets to come back with Ohtani to take the mound for this game. And when Ohtani pitches, it means he not only has 9 hitters in the lineup, it means he has 9 GOOD hitters in the lineup. His new #9 guy is now Justin Turner, and he ain't chopped liver.

Both teams score a single run, early, and the starting pitchers and bullpens give up nothing else right on thru 8 innings.

Top 9....Back to back doubles by the Spans give us the lead, 2-1, and it'll be up to Rich Rodriguez in the bullpen to hold the lead and get the Save.

Bot 9....Roch gets a Pollock single to lead things off....and get waste no time in going to Blake Trienen, our bullpen Ace. Probably should have started off with him, but the dolt in the dugout was taking a nap.

Pollock steals second! Then the next pitch, Varsho lets get past him for a Passed Ball, and Pollock ends up on third. With nobody out. It looks like the Win is slipping thru our fingers.

Pollock scores on a sac fly, and we got a TIE ballgame again.

And we're going to extra's.

Roch came into this series with EIGHT relievers.....so the golden rule of thumb is:

"You don't want to get into an extra inning 'pitching' contest with the Cheetahs, cuz they could throw more relief your way than an 18 Wheel Semi Truck packed with Tums."

And before the game is all over, Roch will use SEVEN of them....along with 3 other Starting pitchers on the staff.

The game goes 14 nerve wracking, anxiety ridden, pressured innings.

As for Justin Turner batting ninth in the order.....here's a tidbit from the 11th with a runner on 3b and two outs:

* J. TURNER facing B. TREINEN, B 11th, 2 Outs, Runner on 3rd, Tied 2-2 POLLOCK alert at third ... TREINEN deals ... TURNER puts a charge into this one ... it might fly STRAW races back ... to the wall ... he times his leap and comes down with a glove full of dead homer! ... terrific play! ... for the third out

If you don't think my heart was in my throat as those lines scrolled down the screen! We thought it was all over....and then Gold Glover Myles Straw pulled that one back in the park! Spanfly gloves beat Cheetah bats in that confrontation.

Top 12.....Scranton LOADS the bases with NOBODY out against Roch.

Kittredge comes in from the Cheetah pen, and gets 2 outs!

And then Matt Chapman comes to the plate. He was involved in a double switch back in the 9th inning, and we are regretting that quite a bit right now, as Manny Machado was the one who had to leave the game in his place. It would have been nice to have had an All Star at the plate, but heck, Chappie is a pro:

* M. CHAPMAN facing A. KITTREDGE, T 12th, 2 Outs, Bases Loaded, Tied 2-2

The pitch ... powered into right field ... base hit ... CHAVEZ scores ...Spanish Flies have the lead! ...

ROBERT's around third ... they're waving him home ... two runs score ... wait a minute ... what's this? ...

KITTREDGE steps off the rubber ... throws to TURNER ... there's an appeal at third ... and he's out! ...

ROBERT missed third base ...that's the third out ... neither run counts

Oh, this one tore my heart out. I believe much swearing entailed. JR's deal with the Devil certainly must have had something to do with this. He got his moneysworth no matter what he included in that arrangement. :-0

Top 14:

Zack Littell on in relief for Roch; Scranton AGAIN loads the bases with nobody out.

This time though,Daulton Varsho gaps a double to the wall, and Scranton takes the lead in the 14th by a score of 5-2.

Bot 14:

Justin Turner with a solo homer to bring it to 5-3, and Roch has the tying run at the plate.....but Scranton does WIN this game! Series evened up at 1 game apiece.

Both squads burn up a lot of relief pitching, but that's a commodity that Rochester has in abundance. Scranton....not so much.



Team	1	2	3	4	5	6	7	8	9	10	11	12
Scranton Spanish Flies	0	0	1	0	0	0	0	0	1	0	0	0
Rochester Cheetahs	0	1	0	0	0	0	0	0	1	0	0	0
Team	13	14	R	H	E	LOB	DP					
Scranton Spanish Flies	0	3	5	9	0	8	0					
Rochester Cheetahs	0	1	3	10	1	13	0					

Scranton Spanish Flies (Game 2)

NAME	FT	AB	R	HR	BI	2B	3B	HR	TB	SO	BB	IBB	HBP	SH	SF	SB	CS	GDP	AVG	PO	A	E	DP	PB
N. LOPEZ, ss		6	0	0	1	0	0	0	0	3	0	0	0	0	1	0	0	0	.000	1	4	0	0	
G. LUX, rf		3	0	2	1	0	0	0	2	0	0	0	0	0	0	0	0	0	.667	3	0	0	0	
W. MYERS, ph-rf		3	0	0	0	0	0	0	0	1	1	0	0	0	0	0	0	0	.333	0	0	0	0	
J. POLANCO, 2b		6	1	1	0	1	0	0	2	0	0	0	0	0	0	0	0	0	.111	0	2	0	0	
M. MACHADO, 3b		4	0	1	1	1	0	0	2	1	0	0	0	0	0	0	0	0	.286	0	2	0	0	
B. TREINEN, p		0	0	0	0	0	0	0	0	0	0	0	0	0	0	0	0	0	-					
O. NARVAEZ, ph		1	0	1	0	1	0	0	2	0	0	0	0	0	0	0	0	0	1.000	0	0	0	0	
J. CHAVEZ, pr-p		1	0	0	0	0	0	0	0	1	0	0	0	0	0	0	0	0	.000					
R. BLEIER, p		0	0	0	0	0	0	0	0	0	0	0	0	0	0	0	0	0	-					
L. ROBERT, cf		6	1	2	0	0	0	0	2	0	0	0	0	0	0	2	0	0	.300	9	0	0	0	
D. RUF, lf		2	0	0	0	0	0	0	0	0	1	0	0	0	0	0	0	0	.333	5	0	0	0	
P. SMITH, ph		0	0	0	0	0	0	0	0	0	0	0	0	0	0	0	0	0	-	0	0	0	0	
B. RODGERS, ph		1	0	0	0	0	0	0	0	1	0	0	0	0	0	0	0	0	.000	0	0	0	0	
M. STRAW, lf		0	1	0	0	0	0	0	0	0	1	0	1	0	0	0	0	0	.000	2	0	0	0	
B. BELT, 1b		5	1	0	0	0	0	0	0	3	1	0	0	0	0	0	0	0	.000	9	0	0	0	
D. VARSHO, c		6	0	1	2	1	0	0	2	1	0	0	0	0	0	0	0	0	.100	12	0	0	0	1
S. McCLANAHAN, p		2	1	1	0	0	0	0	1	0	0	0	0	0	0	0	0	0	.500					
E. SWANSON, p		0	0	0	0	0	0	0	0	0	0	0	0	0	0	0	0	0	-					
J. ROJAS, ph		1	0	0	0	0	0	0	0	0	0	0	0	0	0	0	0	0	.000	0	0	0	0	
R. RODRIGUEZ, p		0	0	0	0	0	0	0	0	0	0	0	0	0	0	0	0	0	-					
M. CHAPMAN, 3b		3	0	0	0	0	0	0	0	2	0	0	0	0	0	0	0	0	.000	1	0	0	0	
Totals		50	5	9	5	4	0	0	13	13	4	0	1	0	1	2	0	0						

Rochester Cheetahs (Game 2)

NAME	FT	AB	R	HR	BI	2B	3B	HR	TB	SO	BB	IBB	HBP	SH	SF	SB	CS	GDP	AVG	PO	A	E	DP	PB
B. HARPER, rf		7	0	1	0	1	0	0	2	1	0	0	0	0	0	0	0	0	.111	2	0	0	0	
F. SCHWINDEL, 1b		5	0	1	0	1	0	0	2	2	0	0	0	0	0	0	0	0	.222	14	0	0	0	
Y. HERNANDEZ, pr		0	0	0	0	0	0	0	0	0	0	0	0	0	0	0	0	0	-	0	0	0	0	
T. DUFFEY, p		0	0	0	0	0	0	0	0	0	0	0	0	0	0	0	0	0	-					
A. KITTREDGE, p		0	0	0	0	0	0	0	0	0	0	0	0	0	0	0	0	0	-					
R. URIAS, ph		1	0	0	0	0	0	0	0	0	0	0	0	0	0	0	0	0	.000	0	0	0	0	
Z. LITTELL, p		0	0	0	0	0	0	0	0	0	0	0	0	0	0	0	0	0	-					
K. PLawecki, 1b		1	0	1	0	0	0	0	1	0	0	0	0	0	0	0	0	0	1.000	0	0	0	0	
S. OHTANI, p-lf		5	0	1	0	1	0	0	2	1	2	1	0	0	0	1	0	0	.125					
M. GARVER, c		7	0	0	0	0	0	0	0	5	0	0	0	0	0	0	0	0	.091	13	0	1	0	0
B. CRAWFORD, ss		5	0	0	0	0	0	0	0	1	1	0	0	0	0	1	0	0	.111	0	4	0	0	
A. POLLOCK, cf		3	2	2	0	1	0	0	3	1	3	1	0	0	0	2	0	0	.333	6	0	0	0	
J. ALTUVE, 2b		6	0	2	0	0	0	0	2	0	0	0	0	0	0	0	0	0	.400	1	5	0	0	
B. NIMMO, lf		3	0	1	1	0	0	0	1	0	0	0	0	0	0	0	0	0	.333	2	0	0	0	
J. ALVAREZ, p		0	0	0	0	0	0	0	0	0	0	0	0	0	0	0	0	0	-					
P. JOHNSON, p		0	0	0	0	0	0	0	0	0	0	0	0	0	0	0	0	0	-					
C. BARAGAR, p		0	0	0	0	0	0	0	0	0	0	0	0	0	0	0	0	0	-					
D. SOLANO, ph		0	0	0	1	0	0	0	0	0	0	0	0	0	1	0	0	0	-	0	0	0	0	
W. PERALTA, p		0	0	0	0	0	0	0	0	0	0	0	0	0	0	0	0	0	-					
B. BOXBERGER, p	I	0	0	0	0	0	0	0	0	0	0	0	0	0	0	0	0	0	-					
R. TELLEZ, 1b		2	0	0	0	0	0	0	0	0	0	0	0	0	0	0	0	0	.000	2	0	0	0	
B. ANDERSON, p		0	0	0	0	0	0	0	0	0	0	0	0	0	0	0	0	0	-					
J. TURNER, 3b		6	1	1	1	0	0	1	4	0	0	0	0	0	0	0	0	0	.125	1	5	0	0	
Totals		51	3	10	3	4	0	1	17	11	6	2	0	0	1	4	0	0						

Pitching Summary – Game Two

Scranton Spanish Flies at Rochester Cheetahs																						
NAME	FT	G	SC	IP	H	R	ER	2B	3B	HR	BF	SO	BB	IBB	HB	SH	SF	WP	BK	IR	ERA	
S. McCLANAHAN			56	5.1	5	1	1	2	0	0	24	5	3	0	0	0	0	0	0	0	0	1.50
E. SWANSON				1.2	0	0	0	0	0	0	5	0	0	0	0	0	0	0	0	0	1	.00
R. RODRIGUEZ				1.0	1	1	1	0	0	0	4	1	0	0	0	0	0	0	0	0	0	9.00
B. TREINEN, SOP BS, 1				3.0	2	0	0	2	0	0	12	1	1	1	0	0	1	0	0	1	1	.00
J. CHAVEZ, W, 1- 0				2.0	1	1	1	0	0	1	9	3	2	1	0	0	0	0	0	0	0	4.50
R. BLEIER, SOP S, 1				1.0	1	0	0	0	0	0	4	1	0	0	0	0	0	0	0	0	0	.00
Totals				14.0	10	3	3	4	0	1	58	11	6	2	0	0	1	0	0	2		42

Scranton Spanish Flies at Rochester Cheetahs																						
NAME	FT	G	SC	IP	H	R	ER	2B	3B	HR	BF	SO	BB	IBB	HB	SH	SF	WP	BK	IR	ERA	
S. OHTANI			67	6.2	3	1	1	0	0	0	24	4	1	0	0	0	0	0	0	0	0	1.35
J. ALVAREZ				1.2	2	1	1	2	0	0	7	2	0	0	0	0	0	0	0	0	0	5.40
P. JOHNSON				.1	0	0	0	0	0	0	1	0	0	0	0	0	0	0	0	1	1	.00
C. BARAGAR				.1	0	0	0	0	0	0	1	1	0	0	0	0	0	0	0	1	1	.00
W. PERALTA				.2	0	0	0	0	0	0	2	0	0	0	0	0	0	0	0	0	0	.00
B. BOXBERGER	I			.1	0	0	0	0	0	0	1	1	0	0	0	0	0	0	0	0	0	.00
T. DUFFEY				1.0	1	0	0	1	0	0	4	0	0	0	0	0	0	0	0	0	0	.00
A. KITTREDGE				1.0	1	0	0	0	0	0	5	1	1	0	0	0	0	0	0	1	1	.00
Z. LITTELL, L, 0- 1				1.0	1	3	2	0	0	0	7	2	2	0	1	0	0	0	0	0	0	18.00
B. ANDERSON				1.0	1	0	0	1	0	0	4	2	0	0	0	0	1	0	0	3	3	.00
Totals				14.0	9	5	4	4	0	0	56	13	4	0	1	0	1	0	0	6		42

GAME 3:

Rochester wins this one 7-3, with an occurrence that will have bearing on the next game, too. Jose Altuve hits THREE HOMERS for Rochester! Three Playoff Dingers! Imagine that. Couldn't have happened at a better time. Chatter from the fans in the stands say they heard some banging of garbage cans each time Altuve stepped to the plate. Regardless; 5 Ribbies and 3 Homers meant he almost singlehandedly brought this win to the Cheetahs.



Rochester Cheetahs at Scranton Spanish Flies

Team	1	2	3	4	5	6	7	8	9	R	H	E	LOB	DP
Rochester Cheetahs	0	0	0	0	2	0	2	0	3	7	8	0	2	0
Scranton Spanish Flies	0	0	0	0	3	0	0	0	0	3	8	0	8	0

Rochester Cheetahs (Game 3)

NAME	FT	AB	R	HR	BI	2B	3B	HR	TB	SO	BB	IBB	HBP	SH	SF	SB	CS	GDP	AVG	PO	A	E	DP	PB
B. HARPER, rf		4	0	0	0	0	0	0	0	1	0	0	0	0	0	0	0	0	.077	5	0	0	0	0
F. SCHWINDEL, 1b		4	0	0	0	0	0	0	0	0	0	0	0	0	0	0	0	0	.154	4	0	0	0	0
S. OHTANI, lf		3	0	0	0	0	0	0	0	1	0	0	0	0	0	0	0	0	.091	2	0	0	0	0
K. PLAWECKI, c		1	0	0	0	0	0	0	0	0	0	0	0	0	0	0	0	0	.500	3	0	0	0	0
M. GARVER, c		3	0	1	0	1	0	0	2	1	0	0	0	0	0	0	0	0	.143	7	0	0	0	0
B. NIMMO, pr-lf		0	2	0	0	0	0	0	0	0	1	0	0	0	0	0	0	0	.333	2	0	0	0	0
B. CRAWFORD, ss		4	2	2	2	1	0	1	6	0	0	0	0	0	0	0	0	0	.231	0	1	0	0	0
A. POLLOCK, cf		4	0	0	0	0	0	0	0	1	0	0	0	0	0	0	0	0	.200	3	0	0	0	0
J. ALTUVE, 2b		4	3	3	5	0	0	3	12	0	0	0	0	0	0	0	0	0	.500	1	1	0	0	0
J. TURNER, 3b		4	0	2	0	1	0	0	3	0	0	0	0	0	0	0	0	0	.250	0	2	0	0	0
C. MORTON, p		2	0	0	0	0	0	0	0	2	0	0	0	0	0	0	0	0	.000					
C. BARAGAR, p		0	0	0	0	0	0	0	0	0	0	0	0	0	0	0	0	0	-					
Y. HERNANDEZ, ph		1	0	0	0	0	0	0	0	0	0	0	0	0	0	0	0	0	.000	0	0	0	0	0
P. JOHNSON, p		0	0	0	0	0	0	0	0	0	0	0	0	0	0	0	0	0	-					
W. PERALTA, p		0	0	0	0	0	0	0	0	0	0	0	0	0	0	0	0	0	-					
R. TELLEZ, ph		1	0	0	0	0	0	0	0	0	0	0	0	0	0	0	0	0	.000	0	0	0	0	0
B. BOXBERGER, p		0	0	0	0	0	0	0	0	0	0	0	0	0	0	0	0	0	-					
Totals		35	7	8	7	3	0	4	23	6	1	0	0	0	0	0	0	0						

NAME	FT	G	SC	IP	H	R	ER	2B	3B	HR	BF	SO	BB	IBB	HB	SH	SF	WP	BK	IR	ERA					
C. MORTON		38	4.2	7	3	3	1	0	2	24	4	3	1	0	0	0	0	0	0	0	5.79	0	0	0	0	
C. BARAGAR, W, 1-0			1.1	0	0	0	0	0	0	4	2	0	0	0	0	0	0	0	0	1	.00	0	0	0	0	
P. JOHNSON, SOP H, 1			1.2	0	0	0	0	0	0	5	1	0	0	0	0	0	0	0	0	0	.00	0	0	0	0	
W. PERALTA, SOP H, 1			.1	0	0	0	0	0	0	1	0	0	0	0	0	0	0	0	0	0	.00	0	0	0	0	
B. BOXBERGER			1.0	1	0	0	0	0	0	4	2	0	0	0	0	0	0	0	0	0	.00	0	0	0	0	
Totals			9.0	8	3	3	1	0	2	38	9	3	1	0	0	0	0	0	0	1		27	4	0	0	0

Rochester Cheetahs at Scranton Spanish Flies

Scranton Spanish Flies (Game 3)

NAME	FT	AB	R	HR	BI	2B	3B	HR	TB	SO	BB	IBB	HBP	SH	SF	SB	CS	GDP	AVG	PO	A	E	DP	PB
N. LOPEZ, ss		4	1	3	0	0	0	0	3	0	1	0	0	0	0	3	0	0	.300	0	1	0	0	0
G. LUX, rf		5	0	0	0	0	0	0	0	1	0	0	0	0	0	0	0	0	.250	4	0	0	0	0
J. POLANCO, 2b		4	1	1	2	0	0	1	4	0	0	0	0	0	0	0	0	0	.154	0	2	0	0	0
M. MACHADO, 3b		3	1	1	1	0	0	1	4	0	1	0	0	0	0	0	0	0	.300	0	1	0	0	0
L. ROBERT, cf		4	0	1	0	0	0	0	1	0	0	0	0	0	0	1	0	0	.286	5	0	0	0	0
D. RUF, lf		4	0	1	0	1	0	0	2	2	0	0	0	0	0	0	0	0	.300	2	0	0	0	0
B. BELT, 1b		4	0	0	0	0	0	0	0	2	0	0	0	0	0	0	0	0	.000	10	0	0	0	0
D. VARSHO, c		3	0	1	0	0	0	0	1	1	1	1	0	0	0	1	0	0	.154	6	0	0	0	0
F. VALDEZ, p		3	0	0	0	0	0	0	0	2	0	0	0	0	0	0	0	0	.000					
C. SULSER, p		0	0	0	0	0	0	0	0	0	0	0	0	0	0	0	0	0	-					
T. MAHLE, p		0	0	0	0	0	0	0	0	0	0	0	0	0	0	0	0	0	-					
P. SMITH, ph		1	0	0	0	0	0	0	0	1	0	0	0	0	0	0	0	0	.000	0	0	0	0	0
Totals		35	3	8	3	1	0	2	15	9	3	1	0	0	0	5	0	0						

NAME	FT	G	SC	IP	H	R	ER	2B	3B	HR	BF	SO	BB	IBB	HB	SH	SF	WP	BK	IR	ERA					
F. VALDEZ		57	6.1	4	3	3	2	0	1	23	4	0	0	0	0	0	0	0	0	0	4.26	0	2	0	0	
C. SULSER, SOP BS, 1; L, 0-1			1.2	3	3	3	1	0	2	9	1	1	0	0	0	0	0	0	0	0	11.57	0	1	0	0	
T. MAHLE			1.0	1	1	1	0	0	1	4	1	0	0	0	0	0	0	0	0	0	3.86	0	0	0	0	
Totals			9.0	8	7	7	3	0	4	36	6	1	0	0	0	0	0	0	0	1		27	7	0	0	0



GAME 4:

Roch starts Wily Peralta, one of just TWO Peralta's on the Rochester squad (Wandy is the other) and also one of THREE Peralta's in this series, as Scranton has a Freddie.

The Cheetahs wish now they could have started their other Peralta, as Wily gives up THREE homers in the first two innings, one of them to the opposing pitcher.

Scranton ahead 4-1 after 2 innings, and we start feeling pretty cocky in this one.

Altuve homers, again, and makes it 4-2 after 4.

And Scranton appears to have 'shot their wad' early, as we can't score anymore. Goose eggs most of the way across the linescore.

But, we go into the 8th inning hugging that 4-2 lead and looking for Rich Bleier to Save our Bacon!

Top 8:

Bleier gets two quick outs for Scranton.....then Pollock doubles. Up steps Altuve, who so far this series has mashed more taters than an Irish cook at O'Brien's diner.

We let our frustration take over, and we WALK Altuve Intentionally with the open base! Our 4-2 lead is in danger and we didn't want Altuve to be the guy to beat us. He's hit 4 homers against us in the last two games. I want no part of his bat.

And then it happens: My catcher, Daulton Varsho fritzes out. TWO passed balls allow both runners to score, and we got a TIE ballgame! Dammit. That second run was the result of the Intentional Walk to Altuve, putting the tying run on base. Wish I could have that decision back.

Bot 9.....Still tied. Varsho is at the plate, trying to make up for the hole in his glove and defense. He singles, and steals secondbase. Almost any kind of hit is going to win the game for us as Varsho is fast.

* J. ROJAS facing C. BARAGAR, B 9th, 1 Out, Runner on 2nd, Tied 4-4

Speedy VARSHO edging toward third ... the pitch ... smashed toward the gap in right center

POLLOCK gallops for it ... he cuts it off ... VARSHO is digging ... he screams around third

he ran right through the red light ... here's the throw ... the play at the plate

what a throw! ... out ... he's out ... oh, those, Cheetahs ... they have cut off the winning run

and the aggressive baserunning does not pay off ... what was he thinking about? ... two away!

Well, almost any kind of hit OTHER than that one! :-0

So damn close to the game being over! So close.

We go to extra's again.

Top 10.....Roch gets set down two times, then Pollock walks, and steals secondbase.

Altuve steps up again to the plate with firstbase open.

I got burned last time this situation presented himself by Int Walking Altuve.....so this time we pitch to him; and he flys out to end the inning!

Bot 10....

Myles Straw leads off with a double. Gets sacrificed over to third base.

Then Polanco flies out to Ohtani in left field, and it's a race to homeplate!

Speedy Myles Straw WINS this race, slides across the plate with the Game winning run on the Sac Fly!

With the 5-4 win, Scranton TIES UP the series at 2 games apiece, and we've beaten Rochester twice now in xtra innings!

During the REGULAR season, Scranton had a nice 11-6 record in xtra innings, while Rochester settled for a pedestrian 7-6 edge. We would have expected better with their bullpen depth.



Rochester Cheetahs at Scranton Spanish Flies																
Team	1	2	3	4	5	6	7	8	9	10	R	H	E	LOB	DP	
Rochester Cheetahs	0	1	0	1	0	0	0	2	0	0	4	5	0	9	0	
Scranton Spanish Flies	1	3	0	0	0	0	0	0	0	1	5	9	0	5	1	

Rochester Cheetahs (Game 4)																								
NAME	FT	AB	R	HR	BI	2B	3B	HR	TB	SO	BB	IBB	HBP	SH	SF	SB	CS	GDP	AVG	PO	A	E	DP	PB
B. HARPER, rf		4	0	0	0	0	0	0	0	1	1	0	0	0	0	0	0	0	.059	1	0	0	0	
F. SCHWINDEL, 1b		5	0	0	0	0	0	0	0	0	0	0	0	0	0	0	0	0	.111	7	1	0	0	
S. OHTANI, lf		5	0	1	0	0	0	0	1	1	0	0	0	0	0	0	0	0	.125	5	0	0	0	
M. GARVER, c		5	1	1	1	0	0	1	4	2	0	0	0	0	0	0	0	1	.158	13	0	0	0	0
B. CRAWFORD, ss		4	0	0	0	0	0	0	0	3	1	0	0	0	0	1	0	0	.176	0	2	0	0	
A. POLLOCK, cf		4	1	2	0	2	0	0	4	0	1	0	0	0	0	1	0	0	.286	2	1	0	0	
J. ALTUVE, 2b		2	2	1	1	0	0	1	4	0	3	2	0	0	0	0	0	0	.500	1	1	0	0	
J. TURNER, 3b		2	0	0	0	0	0	0	0	0	1	0	1	0	0	0	0	0	.214	0	1	0	0	
W. PERALTA, p		1	0	0	0	0	0	0	0	0	1	0	0	0	0	0	0	0	.000					
D. SOLANO, ph		1	0	0	0	0	0	0	0	1	0	0	0	0	0	0	0	0	.000	0	0	0	0	
J. ALVAREZ, p		0	0	0	0	0	0	0	0	0	0	0	0	0	0	0	0	0	-					
T. DUFFEY, p		0	0	0	0	0	0	0	0	0	0	0	0	0	0	0	0	0	-					
R. URIAS, ph		1	0	0	0	0	0	0	0	0	0	0	0	0	0	0	0	0	.000	0	0	0	0	
Z. LITTELL, p		0	0	0	0	0	0	0	0	0	0	0	0	0	0	0	0	0	-					
C. BARAGAR, p		0	0	0	0	0	0	0	0	0	0	0	0	0	0	0	0	0	-					
P. JOHNSON, p		0	0	0	0	0	0	0	0	0	0	0	0	0	0	0	0	0	-					
Totals		34	4	5	2	2	0	2	13	8	8	2	1	0	0	2	0	1						

NAME	FT	G	SC	IP	H	R	ER	2B	3B	HR	BF	SO	BB	IBB	HB	SH	SF	WP	BK	IR	ERA				
W. PERALTA		47	5.0	5	4	4	0	0	3	21	7	1	0	0	0	0	0	0	0	0	7.20	0	0	0	0
J. ALVAREZ		1.1	1	0	0	1	0	0	0	5	3	0	0	0	0	0	0	0	0	0	3.00	0	0	0	0
T. DUFFEY		2	0	0	0	0	0	0	0	2	1	0	0	0	0	0	0	0	0	0	.00	0	1	0	0
Z. LITTELL		2	0	0	0	0	0	0	0	3	0	1	0	0	0	0	0	0	0	0	10.80	0	2	0	0
C. BARAGAR		1	0	2	0	0	0	0	0	4	1	0	0	0	0	0	0	0	0	1	.00	0	0	0	0
P. JOHNSON, L, 0-1		1	0	1	1	1	1	0	0	4	0	0	0	0	1	1	0	0	1	3.00	0	0	0	0	
Totals		9.2	9	5	5	2	0	3	39	12	2	0	0	0	1	1	0	0	2		29	9	0	0	0

Scranton Spanish Flies (Game 4)																								
NAME	FT	AB	R	HR	BI	2B	3B	HR	TB	SO	BB	IBB	HBP	SH	SF	SB	CS	GDP	AVG	PO	A	E	DP	PB
M. STRAW, cf		5	1	1	0	1	0	0	2	1	0	0	0	0	0	0	0	0	.111	6	0	0	0	
N. LOPEZ, ss		4	0	1	0	0	0	0	1	0	0	0	0	1	0	1	0	0	.286	1	1	0	1	
J. POLANCO, 2b		3	1	1	2	0	0	1	4	2	1	0	0	0	1	0	0	0	.188	1	4	0	1	
M. MACHADO, 3b		4	0	1	0	1	0	0	2	0	0	0	0	0	0	0	0	0	.286	0	4	0	0	
D. RUF, rf		0	1	0	0	0	0	0	0	0	1	0	0	0	0	0	0	0	.300	1	0	0	0	
G. LUX, ph-rf		2	0	0	0	0	0	0	0	2	0	0	0	0	0	0	0	0	.200	1	0	0	0	
P. SMITH, ph		0	0	0	0	0	0	0	0	0	0	0	0	0	0	0	0	0	.000	0	0	0	0	
L. ROBERT, ph-rf		1	0	0	0	0	0	0	0	0	0	0	0	0	0	0	0	0	.267	0	0	0	0	
B. BELT, 1b		4	0	0	0	0	0	0	0	3	0	0	0	0	0	0	0	0	.000	9	0	0	1	
D. VARSHO, c		4	1	3	2	0	0	1	6	1	0	0	0	0	0	0	2	0	.294	8	1	0	0	1
J. ROJAS, lf		4	0	1	0	0	0	0	1	1	0	0	0	0	0	0	0	0	.167	3	0	0	0	
A. HOUSER, p		2	1	1	1	0	0	1	4	1	0	0	0	0	0	0	0	0	.500					
R. RODRIGUEZ, p		0	0	0	0	0	0	0	0	0	0	0	0	0	0	0	0	0	-					
W. MYERS, ph		1	0	0	0	0	0	0	0	1	0	0	0	0	0	0	0	0	.286	0	0	0	0	
R. BLEIER, p		0	0	0	0	0	0	0	0	0	0	0	0	0	0	0	0	0	-					
B. RODGERS, ph		1	0	0	0	0	0	0	0	0	0	0	0	0	0	0	0	0	.000	0	0	0	0	
E. SWANSON, p		0	0	0	0	0	0	0	0	0	0	0	0	0	0	0	0	0	-					
Totals		35	5	9	5	2	0	3	20	12	2	0	0	1	1	3	0	0						

NAME	FT	G	SC	IP	H	R	ER	2B	3B	HR	BF	SO	BB	IBB	HB	SH	SF	WP	BK	IR	ERA			
A. HOUSER		52	5.2	4	2	2	1	0	2	25	5	5	1	0	0	0	0	0	0	3.18	0	0	0	0
R. RODRIGUEZ, SOP H, 1		1.1	0	0	0	0	0	0	0	5	1	0	0	1	0	0	0	0	2	3.86	0	0	0	0
R. BLEIER, SOP BS, 1		2.0	1	2	0	1	0	0	0	9	0	2	1	0	0	0	1	0	0	.00	0	0	0	0
E. SWANSON, W, 1-0		1.0	0	0	0	0	0	0	0	4	2	1	0	0	0	0	0	0	0	.00	0	0	0	0
Totals		10.0	5	4	2	2	0	2	42	8	8	2	1	0	0	1	0	2		20	10	0	1	1



GAME 5:

Scranton is looking to capitalize today as Rochester is tossing Brett Anderson and his measly grade 6z. Big edge to the Spanflys as they are throwing their Ace, Freddie Peralta, to complete the Peralta triumvirate filling the rosters this playoff.

But before Scranton can commence crushing Andersons pitching.....Rochester scores THREE in the top of the 1st inning!! The big blow coming on Brandan Crawford's Triple scoring 2 of them. Then he steals home for the third run as we don't pitch from the stretch and DARE Crawford to try. He dares. He tries. And another Rochester run scores. ☹️

Spans get one back in the bot of the 1st on another Darren Ruf solo shot! He eats these lefties alive.

Surely we can come back from a 3-1 deficit. This is a mere Grade 6 we're facing.

But, identical to Gm1, we can't touch the guy. And don't call me Shirley! :-0

Anderson tosses SIX innings, with his only blemish being that solo Ruf homer.

Kittredge takes over for him in the 7th, and JR takes no chances in this one, leaving his bullpen Ace in there for 3 more innings. Kittredge's only miscue is ALSO another Solo Homer by Ruf. The man is hot.

But, Rochester takes this nail biter by a 3-2 score, and Stick Fiehl is kicking himself for not HOLDING Crawford on 3b before he stole home in the 1st inning. That was the deciding and winning run today.

Rochester is now in the drivers seat with a 3 game to 2 lead in the series.


Rochester Cheetahs at Scranton Spanish Flies														
Team	1	2	3	4	5	6	7	8	9	R	H	E	LOB	DP
Rochester Cheetahs	3	0	0	0	0	0	0	0	0	3	3	0	5	0
Scranton Spanish Flies	1	0	0	0	0	0	0	0	1	2	6	1	3	0

Rochester Cheetahs (Game 5)																							
NAME	FT	AB	R	HRBI	2B	3B	HR	TB	SO	BB	IBB	HBP	SH	SF	SB	CS	GDP	AVG	PO	A	E	DP	PB
B. HARPER, rf		2	1	0	0	0	0	0	0	2	0	0	0	0	0	0	0	.053	2	0	0	0	
F. SCHWINDEL, 1b		4	0	0	0	0	0	0	4	0	0	0	0	0	0	0	0	.091	2	0	0	0	
A. KITTREDGE, p		0	0	0	0	0	0	0	0	0	0	0	0	0	0	0	0	-					
S. OHTANI, lf		3	1	1	0	1	0	2	1	1	0	0	0	0	1	1	0	.158	1	0	0	0	
M. GARVER, c		3	0	0	0	0	0	0	2	1	0	0	0	0	0	0	0	.136	9	2	0	0	0
B. CRAWFORD, ss		3	1	1	2	0	1	3	1	1	0	0	0	0	2	0	0	.200	0	3	0	0	
A. POLLOCK, cf		4	0	0	0	0	0	0	1	0	0	0	0	0	0	0	0	.222	4	0	0	0	
J. ALTUVE, 2b		4	0	1	0	1	0	2	1	0	0	0	0	0	0	0	0	.450	5	0	0	0	
J. TURNER, 3b		4	0	0	0	0	0	0	3	0	0	0	0	0	0	0	0	.167	0	0	0	0	
B. ANDERSON, p		2	0	0	0	0	0	0	1	0	0	0	0	0	0	0	0	.000					
B. NIMMO, ph		1	0	0	0	0	0	0	1	0	0	0	0	0	0	0	0	.250	0	0	0	0	
R. TELLEZ, 1b		0	0	0	0	0	0	0	0	0	0	0	0	0	0	0	0	.000	4	0	0	0	
Totals		30	3	3	2	2	1	7	15	5	0	0	0	0	3	1	0						

NAME	FT	G	SC	IP	H	R	ER	2B	3B	HR	BF	SO	BB	IBB	HB	SH	SF	WP	BK	IR	ERA			
B. ANDERSON, W, 1-0		64	6.0	5	1	1	0	0	1	21	6	0	0	0	0	0	0	0	0	0	1.29	0	0	0
A. KITTREDGE, SOP S, 1		3.0	1	1	1	0	0	1	11	2	1	0	0	0	0	0	0	0	0	0	2.25	0	3	0
Totals		9.0	6	2	2	0	0	2	32	8	1	0	0	0	0	0	0	0	0	0	27	8	0	0

Scranton Spanish Flies (Game 5)																							
NAME	FT	AB	R	HRBI	2B	3B	HR	TB	SO	BB	IBB	HBP	SH	SF	SB	CS	GDP	AVG	PO	A	E	DP	PB
M. STRAW, lf		3	0	1	0	0	0	1	2	0	0	0	0	0	0	1	0	.167	2	0	0	0	
P. SMITH, ph		1	0	0	0	0	0	0	0	0	0	0	0	0	0	0	0	.000	0	0	0	0	
J. CHAVEZ, p		0	0	0	0	0	0	0	0	0	0	0	0	0	0	0	0	.000					
D. RUF, 1b-lf		4	2	2	2	0	2	8	0	0	0	0	0	0	0	0	0	.357	6	0	0	0	
J. POLANCO, 2b		4	0	0	0	0	0	0	1	0	0	0	0	0	0	0	0	.150	2	1	0	0	
L. ROBERT, cf		4	0	1	0	0	0	1	0	0	0	0	0	0	0	0	0	.263	1	0	0	0	
M. MACHADO, 3b		4	0	1	0	0	0	1	1	0	0	0	0	0	0	0	0	.278	0	1	0	0	
B. RODGERS, ss		3	0	0	0	0	0	0	2	0	0	0	0	0	0	0	0	.000	0	1	1	0	
W. MYERS, rf		2	0	0	0	0	0	0	1	1	0	0	0	0	0	0	0	.222	1	0	0	0	
D. VARSHO, c		3	0	1	0	0	0	1	0	0	0	0	0	0	0	1	0	.300	15	1	0	0	0
F. PERALTA, p		2	0	0	0	0	0	0	1	0	0	0	0	0	0	0	0	.000					
B. BELT, ph-1b		1	0	0	0	0	0	0	0	0	0	0	0	0	0	0	0	.000	0	0	0	0	
Totals		31	2	6	2	0	2	12	8	1	0	0	0	0	0	2	0						

NAME	FT	G	SC	IP	H	R	ER	2B	3B	HR	BF	SO	BB	IBB	HB	SH	SF	WP	BK	IR	ERA			
F. PERALTA, L, 0-2		73	8.0	3	3	3	2	1	0	32	14	5	0	0	0	0	0	0	0	0	4.72	0	0	0
J. CHAVEZ		1.0	0	0	0	0	0	0	0	3	1	0	0	0	0	0	0	0	0	0	3.00	0	0	0
Totals		9.0	3	3	3	2	1	0	35	15	5	0	0	0	0	0	0	0	0	0	27	4	1	0



GAME 6:

The Cheetahs have sprinted to a series lead, and they want to finish us off, putting Ohtani on the mound for his arm, and also in the #3 slot in the order for his bat.

Is Scranton going to go under?

Are the Spanflys going to get beaten by a Japanese Import?

(sounds like Chevy and Ford in the 1980's!)

Top 1st.....we start our comeback attempt with a lovely 3 run opener, with Jorge Polanco's 2 run dinger doing most of the damage.....Darin Ruf chips in with a 2 out, rbi clutch single to help out.

Top 3rd.....two Cheetah errors to open the inning lead to another Scranton run, now 4-0

Bot 3rd.....Bryce Harper pumps out a 2 run dingers to halve the lead.....now Scrant 4-2

Bot 4th.....Roch scratches out a run on yet ANOTHER Passed Ball by Scrant catcher Daulten Varsho. Tightens it up to 4-3. Varsho's got more Passed Balls than a Testicle Inspector at a Virginia Vasectomy Clinic.

Top 5.....Jorge Polanco, who has had an excellent season for Scranton, doesn't want this quest to fall short, so he hits ANOTHER 2 run dinger with Lux on first. That widens the gap a bit to 6-3.

Bot 5....not to appear to give up, Rochesters Frank Schwindel finally tries to earn his keep, to this point he's hitting about a buck twenty five.....he deposits a solo shot over the fence.....tightening it to 6-4 Scranton. A lot of back and forth scoring here. Bullpens get called in. Ohtani gets exported to his usual spot in leftfield.....

Top 7.....Scranton strings together some walks, stolen bases, and hits, scoring FOUR big runs off of two Roch relievers! The big blow being a pinch hit, three run triple by Brendon Rodgers, who had been a very quiet, oh for nine, to this point.

This blows the game open, making it 10-4 Scranton, and that's where we finish!

Series TIED at 3 games apiece!

Team	1	2	3	4	5	6	7	8	9	R	H	E	LOB	DP
Scranton Spanish Flies	3	0	1	0	2	0	4	0	0	10	10	0	6	1
Rochester Cheetahs	0	0	2	1	1	0	0	0	0	4	8	3	5	2

Scranton Spanish Flies (Game 6)																								
NAME	FT	AB	R	HR	BI	2B	3B	HR	TB	SO	BB	IBB	HBP	SH	SF	SB	CS	GDP	AVG	PO	A	E	DP	PB
N. LOPEZ, ss		5	0	1	0	0	0	0	1	1	0	0	0	0	0	0	0	0	.263	1	0	0	0	
G. LUX, rf		2	3	1	0	0	0	0	1	0	1	0	0	0	0	0	0	0	.250	0	0	0	0	
M. STRAW, ph-rf		1	1	1	0	0	0	0	1	0	1	0	0	0	0	2	0	0	.231	1	0	0	0	
J. POLANCO, 2b		5	2	2	4	0	0	2	8	0	0	0	0	0	0	0	0	0	.200	1	1	0	0	
M. MACHADO, 3b		4	0	0	1	0	0	0	0	3	0	0	0	0	1	0	0	0	.227	1	4	0	1	
L. ROBERT, cf		4	2	2	1	0	0	0	2	1	1	0	0	0	0	2	0	0	.304	7	0	0	0	
D. RUF, lf		3	1	1	1	0	0	0	1	0	1	0	0	0	0	0	0	0	.353	1	0	0	0	
W. MYERS, lf		1	0	0	0	0	0	0	0	1	0	0	0	0	0	0	0	0	.200	1	0	0	0	
B. BELT, 1b		2	1	1	0	0	0	0	1	1	0	0	1	0	0	0	0	0	.063	7	0	0	1	
P. SMITH, ph-1b		1	0	0	0	0	0	0	0	0	0	0	0	0	0	0	0	0	.000	1	0	0	0	
D. VARSHO, c		2	0	0	0	0	0	0	0	0	1	0	0	0	0	0	0	0	.273	5	0	0	0	1
B. RODGERS, ph		1	0	1	3	0	1	0	3	0	0	0	0	0	0	0	0	0	.100	0	0	0	0	
T. MAHLE, p		0	0	0	0	0	0	0	0	0	0	0	0	0	0	0	0	0	-					
S. McCLANAHAN, p		2	0	0	0	0	0	0	0	0	0	0	0	0	0	0	0	0	1.250					
J. ROJAS, ph		1	0	0	0	0	0	0	0	0	0	0	0	0	0	0	0	0	.143	0	0	0	0	
R. RODRIGUEZ, p		0	0	0	0	0	0	0	0	0	0	0	0	0	0	0	0	0	-					
O. NARVAEZ, ph-c		1	0	0	0	0	0	0	0	0	0	0	0	0	0	0	0	0	.500	1	0	0	0	0
Totals		35	10	10	10	0	1	2	18	7	6	0	1	0	1	4	0	0	2					

Rochester Cheetahs (Game 6)																								
NAME	FT	AB	R	HR	BI	2B	3B	HR	TB	SO	BB	IBB	HBP	SH	SF	SB	CS	GDP	AVG	PO	A	E	DP	PB
B. HARPER, rf		4	1	1	2	0	0	1	4	0	0	0	0	0	0	0	0	0	.087	0	0	0	0	
F. SCHWINDEL, 1b		4	1	2	1	1	0	1	6	1	0	0	0	0	0	0	0	0	.154	9	0	1	1	
S. OHTANI, p-lf		4	0	0	0	0	0	0	0	1	0	0	0	0	0	0	0	0	.130					
M. GARVER, c		2	1	0	0	0	0	0	0	1	2	0	0	0	0	0	0	0	.125	8	1	2	1	0
B. CRAWFORD, ss		4	0	0	0	0	0	0	0	0	0	0	0	0	0	0	0	0	.167	2	4	0	2	
A. POLLOCK, cf		4	0	2	0	0	0	0	2	0	0	0	0	0	0	0	0	0	.273	1	0	0	0	
J. ALTUVE, 2b		4	0	1	0	0	0	0	1	1	0	0	0	0	0	0	0	0	.417	2	2	0	2	
B. NIMMO, lf		2	0	0	0	0	0	0	0	1	0	0	0	0	0	0	0	0	.167	2	0	0	0	
C. BARAGAR, p		0	0	0	0	0	0	0	0	0	0	0	0	0	0	0	0	0	-					
R. TELLEZ, ph		1	0	0	0	0	0	0	0	0	0	0	0	0	0	0	0	0	.000	0	0	0	0	
Z. LITTELL, p		0	0	0	0	0	0	0	0	0	0	0	0	0	0	0	0	0	-					
J. ALVAREZ, p		0	0	0	0	0	0	0	0	0	0	0	0	0	0	0	0	0	-					
B. BOXBERGER, p		0	0	0	0	0	0	0	0	0	0	0	0	0	0	0	0	0	-					
Y. HERNANDEZ, ph		1	0	1	0	0	0	0	1	0	0	0	0	0	0	0	0	0	.500	0	0	0	0	
J. TURNER, 3b		4	1	1	0	0	0	0	1	0	0	0	0	0	0	0	0	0	.182	1	3	0	0	
Totals		34	4	8	3	1	0	2	15	5	2	0	0	0	0	0	0	0	0					

Scranton Spanish Flies (Game 6)																						
NAME	FT	G	SC	IP	H	R	ER	2B	3B	HR	BF	SO	BB	IBB	HBP	SH	SF	WP	BK	IR	ERA	
S. OHTANI, L, 0-1		35	5.1	6	6	5	0	0	0	2	26	4	3	0	1	0	0	0	0	0	0	4.50
C. BARAGAR				.2	1	0	0	0	0	0	2	0	0	0	0	0	0	0	0	0	1	.00
Z. LITTELL				.2	1	3	3	0	0	0	5	0	2	0	0	0	1	0	0	0	0	19.29
J. ALVAREZ				.0	2	1	1	0	1	0	2	0	0	0	0	0	0	0	0	0	2	6.00
B. BOXBERGER				2.1	0	0	0	0	0	0	8	3	1	0	0	0	0	0	0	0	1	.00
Totals		9.0	10	10	9	0	1	2	43	7	6	0	1	0	1	0	0	0	0	4		

GAME 7:

For all the marbles...



Winner plays in Harrisburg. The Loser goes home. (well, actually, we are already BOTH at home and won't be going anywhere afterwards other than to bed!)

Framber Valdez toes the mound for Scranton....he was our BEST starting pitcher this year, with a 12-4 record, and leading us in ERA with 2.60 We couldn't ask for anyone else, even if we had our choice of our whole staff.

And Charlie Morton is likewise the one guy that Rochester would vote to go in this one. 21-3 during the Regular season in 37 starts! He would be a leading contender for Cy Young if we had one, and might very well win it. That's a lot of starts and wins in 215 innings. He was 4th in the league in Offensive Support, with his team scoring 6 runs behind him for every 9 innings.

Both managers have their favorite choices to start this ballgame.

And so it begins.....

Top 2....Daren and the Ruf Riders put us on the board with a solo shot deep into the bleachers. Scranton looking for a little 'extra thump' in this one eschew the defense and try to see if Ruf can stay hot against a righty. He says he can, and he does. 1-0 Scranton.

Top 4....Morton is mowing them down and up steps Ruf again with two outs. And Daren hits another one out, this one opposite field at the foul pole! Ruf with another solo shot as his body English keeps the ball fair. 2-0 Scranton, and so far Daren is proven to be Ruf and Ready!

Bot 7....no one has said anything, but starting this inning, Framber has not given up a hit. Not a single one. I believe they call that a no-no, but I don't want to say it out loud. :-0 Morton has been pinch hit for, so the 6 runs of support he has been accustomed to all season, simply did not develop today. The Cheetah broadcasters have been so bold as to say that the Rochester offense so far....has been offensive. But hey, we aren't commenting, we're just happy with our Ruf 2-0 lead.

Now that the TV audience has been alerted as to the no hitter in progress....

Mitch Garver steps to the plate.....so far he's not done well, has led both teams in striking out, and has a new nickname from the announcer of; Mitch "Good Grief" Garver.

Well, even the blind squirrels find an occasional nut, and Mitch hooks one down the line that is ruled just fair before it hits the ground, and he chugs into secondbase with a double!

No Hitter is gone. Valdez slaps his glove on his leg.

Stick Fiehl now has other things to worry about, as a 2-0 lead can be erased with one swing of the bat. Ex-Spanfly Brendon Crawford comes to the plate after having a career season.

Stick walks to the mound and asks Framber for the ball. Stick wants a fresh arm. (he actually wants a new spine, but he'll settle for a fresh arm).

Framber has done everything possible, tossed 6 complete no hit innings.....this double is the only loud contact he's given up, and that one wasn't even all that loud. If the foul line was three inches to the left, Garver would still be hitting right now.

But Stick has 4 relievers ready, including his Closer. He needs 3 innings from the pen. He'll go with his lefty against Crawford. Rich Bleier comes to the mound. Framber leaves to big applause. Even Stu the Hamster woke up just to cheer this one on!

-Crawford drives one deep to rightfield.....Gavin Lux see's most of his Scranton playing time in the outfield, and he runs back and makes a beautiful over the shoulder catch, for out #1. Bleier gave him too fat a pitch to hit on that one.

Rich readjusts his mindset, and he mows down both Altuve and Nimmo with strikeouts to end the inning. He does his job, and Scranton's 2-0 lead makes it thru the 7th.

Bot 8th.....Span Closer Blake Trienen is brought in and told to get 6 outs. The game is his, win or lose. We have no one better in the pen and no other lefty for a matchup.

Trienen starts off by walking Justin Turner. Then he HITS pinch hitter Urias. We might not have anybody better in the pen, but I'm not sure anyone could have done any worse than that! :-0

Urias is injured for 12 games from that HBP, but nobody is too concerned about that, other than Mr. Urias.

Talk about 'digging a hole'....Trienen better have a pair of work gloves handy.

Plus, the two bottom of the order slots that he let on base, were a helluva lot easier to get outs with than the now top of the order and what he's got to face.

Bryce Harper comes to the plate with nobody out and ducks on the pond.

A homer here would be brutal for us. And Harper is due. One of many 'under achievers' for Roch this series, he came into this at bat with a 2 for 31 history in this playoff.

He bloop a pitch off the bat head into short rightfield, Turner is around thirdbase,.....but with nobody out and a 2-0 ballgame, the Roch thirdbase coach holds him up. Figures he's got three shots to drive him in.



-Trienen was told to get Six outs when he came in.....I don't think I was specific enough for him. He's started out with a walk, a HBP, and a single. I was asking for six outs BEFORE they get a run.

-Frank Schwindel...comes up as another underachiever at about .135. Bases are loaded, nobody out, and Trienen really needs to strike somebody out.

Frankie grounds to second, who tosses to shortstop for one, and back on to first for, NO, Schwindel beats it out! He's SAFE! Damn that was big.

A runner scores and there's now one out, first and third. Spans up 2-1.

And up steps Ohtani.....I do not want to be me right now. Even though Sushi Ohtani is only 3 for 30, I still don't want to face him. And he pops up to the catcher! Two down! Scranton might get out of this jam.

Clean up hitter, Garver steps to the plate.....4 for 30 at this point, with 15!!!! Strikeouts! Mitch takes the ball deep to rightfield, Wil Myers tracks it down and snags it right at the warning track!

The Cheetahs get one this inning, but it could have been oh so much more!

Their meat of the order had their chance, as they have all thruout this series, but they all collectively failed to get that big hit that they have been getting all season long.

Top 9....Roch Bullpen Ace Kittredge on to pitch.....and Machado and Luis Robert hit back to back doubles to score 1, and they make it 3-1 heading into the Bot 9. That was a HUGE insurance run.

Bot 9....Trienen still in for his second inning....

-Crawford.....grounds out!

-Altuvepops out!

-Nimmo....strikes out!

Game over! Trienen completes the job! Spanflly Win! 3-1

They come back to win the series and can pack their new uniforms for a trip to Harrisburg!

Rochester had a Monster Team with an offense that would be hard to be matched . When Ohtani pitches, its like they had an extra hitter on the squad. It was like they got to use the DH and the other teams didn't.

I'm not so sure it was our pitchers that kept them at bay as much as it was that they were just in a collective team hitting slump. They looked the same way the first three games previously versus Long Island.

We were able to score just enough to nip them in the end; winning two xtra inning games and one close one.

Kudo's to Framber Valdez for no-hitting the thru six complete in gm 7.

Likewise, accolades have to go out to the two 'lousier' starting pitchers on Rochester; Minor and Anderson. Grade 5 and 6. Those were supposed to be games in which Scranton was going to tee off on them and run up the score. Instead; they each gave up only one lone run and won there games. Totally contrary to what was expected. As JR said; "baseball is like that", or "that's baseball"!

We had a great time competing against JR in this one. You've got to bring not just your "A" game, but your Double "A" game if you want a chance to beat him. Historically, this makes us 1 and 1 against Rochester in Playoff Matchups! The Cheetahs beat us about 5-6 years ago on their way to winning the Plaque. Maybe this will be the year I reverse that process! :-0

The Spanflys will next square off on Saturday nite in Harrisburg versus EITHER Bethesda or Beacon. Since all three of us are from the Metro, we know there will be nobody rooting for any of us. :-0

Somebody's gotta win, so it might as well be us!

I will be watching the Beacon/Bethesda series on Friday rooting for 7 full games, maybe some extra inning games, and hoping for 2-3 injuries on the team that advances! :-0

Marty

Scranton Spanish Flies at Rochester Cheetahs																							
Team	1	2	3	4	5	6	7	8	9	R	H	E	LOB	DP									
Scranton Spanish Flies	0	1	0	1	0	0	0	0	1	3	6	0	5	0									
Rochester Cheetahs	0	0	0	0	0	0	0	1	0	1	2	0	6	0									
Scranton Spanish Flies (Game 7)																							
NAME	FT	AB	R	HRBI	2B	3B	HR	TB	SO	BB	IBB	HBP	SH	SF	SB	CS	GDP	AVG	PO	A	E	DP	PB
N. LOPEZ, ss		4	0	0	0	0	0	0	1	0	0	0	0	0	0	0	0	.217	1	1	0	0	
G. LUX, rf		4	0	1	0	0	0	1	2	0	0	0	0	0	0	0	0	.250	2	0	0	0	
B. TREINEN, p		0	0	0	0	0	0	0	0	0	0	0	0	0	0	0	0	-					
J. POLANCO, 2b		4	0	0	0	0	0	0	1	0	0	0	0	0	0	0	0	.172	3	2	0	0	
M. MACHADO, 3b		4	1	1	0	1	0	2	1	0	0	0	0	0	0	0	0	.231	0	2	0	0	
L. ROBERT, cf		4	0	1	1	1	0	2	1	0	0	0	0	0	1	0	0	.296	1	0	0	0	
D. RUF, lf		3	2	2	2	0	2	8	0	0	0	0	0	0	0	0	0	.400	0	0	0	0	
M. STRAW, lf		1	0	0	0	0	0	0	0	0	0	0	0	0	0	0	0	.214	0	0	0	0	
B. BELT, 1b		2	0	1	0	0	0	1	1	2	1	0	0	0	0	0	0	.111	7	0	0	0	
D. VARSHO, c		2	0	0	0	0	0	0	0	1	0	0	0	0	0	0	0	.250	11	1	0	0	0
O. NARVAEZ, ph-c		1	0	0	0	0	0	0	1	0	0	0	0	0	0	0	0	.333	1	0	0	0	0
F. VALDEZ, p		1	0	0	0	0	0	0	0	0	0	0	1	0	0	0	0	.000					
R. BLEIER, p		0	0	0	0	0	0	0	0	0	0	0	0	0	0	0	0	-					
W. MYERS, ph-rf		1	0	0	0	0	0	0	0	0	0	0	0	0	0	0	0	.182	1	0	0	0	
Totals		31	3	6	3	2	0	2	14	8	3	1	0	1	0	1	0	0					
NAME	FT	G	SC	IP	H	R	ER	2B	3B	HR	BF	SO	BB	IBB	HB	SH	SF	WP	BK	IR	ERA		
F. VALDEZ, W, 1-0		74	6.0	1	0	0	1	0	0	0	22	7	3	0	0	0	0	0	0	0	0	2.19	
R. BLEIER, SOP H, 1		1.0	0	0	0	0	0	0	0	0	3	2	0	0	0	0	0	0	0	0	1	.00	
B. TREINEN, SOP S, 1		2.0	1	1	1	0	0	0	0	0	9	1	1	0	1	0	0	0	0	0	0	1.80	
Totals		9.0	2	1	1	1	0	0	0	0	34	10	4	0	1	0	0	0	0	0	1	27	
Rochester Cheetahs (Game 7)																							
NAME	FT	AB	R	HRBI	2B	3B	HR	TB	SO	BB	IBB	HBP	SH	SF	SB	CS	GDP	AVG	PO	A	E	DP	PB
B. HARPER, rf		3	0	1	0	0	0	1	1	1	0	0	0	0	1	0	0	.115	3	1	0	0	
F. SCHWINDEL, 1b		4	0	0	1	0	0	0	1	0	0	0	0	0	0	0	0	.133	6	1	0	0	
S. OHTANI, lf		3	0	0	0	0	0	0	1	1	0	0	0	0	0	0	0	.115	3	0	0	0	
M. GARVER, c		4	0	1	0	1	0	2	1	0	0	0	0	0	0	0	0	.143	8	0	0	0	0
B. CRAWFORD, ss		4	0	0	0	0	0	0	1	0	0	0	0	0	0	0	0	.143	1	0	0	0	
J. ALTUVE, 2b		4	0	0	0	0	0	0	1	0	0	0	0	0	0	0	0	.357	2	1	0	0	
B. NIMMO, cf		4	0	0	0	0	0	0	3	0	0	0	0	0	0	0	0	.100	4	0	0	0	
J. TURNER, 3b		1	1	0	0	0	0	0	0	2	0	0	0	0	0	0	0	.174	0	2	0	0	
C. MORTON, p		1	0	0	0	0	0	0	1	0	0	0	0	0	0	0	0	.000					
A. POLLOCK, ph		1	0	0	0	0	0	0	0	0	0	0	0	0	0	0	0	.261	0	0	0	0	
J. ALVAREZ, p		0	0	0	0	0	0	0	0	0	0	0	0	0	0	0	0	-					
R. URIAS, ph		0	0	0	0	0	0	0	0	0	0	0	1	0	0	0	0	.000	0	0	0	0	
Y. HERNANDEZ, pr		0	0	0	0	0	0	0	0	0	0	0	0	0	0	0	0	.500	0	0	0	0	
A. KITTREDGE, p		0	0	0	0	0	0	0	0	0	0	0	0	0	0	0	0	-					
Totals		29	1	2	1	1	0	0	3	10	4	0	1	0	0	1	0	0					
NAME	FT	G	SC	IP	H	R	ER	2B	3B	HR	BF	SO	BB	IBB	HB	SH	SF	WP	BK	IR	ERA		
C. MORTON, L, 0-1		62	6.0	3	2	2	0	0	2	0	23	6	2	0	0	1	0	0	0	0	0	4.22	
J. ALVAREZ		2.0	1	0	0	0	0	0	0	0	6	1	0	0	0	0	0	0	0	0	0	3.60	
A. KITTREDGE		1.0	2	1	1	2	0	0	0	0	6	1	1	1	0	0	0	0	0	0	0	3.60	
Totals		9.0	6	3	3	2	0	2	0	0	35	8	3	1	0	1	0	0	0	0	0	27	

INJURIES : R. URIAS (12 days)



TCBA

SEMI

FINAL

Team	1	2	3	4	5	6	7	8	9	R	H	E	LOB	DP
Bethesda Bambinos	3	0	0	0	1	0	1	0	0	5	11	0	9	0
Beacon Braves	0	0	0	2	0	2	2	1		7	11	0	4	0

Bethesda Bambinos (Game 1)																							
NAME	FT	AB	R	HRBI	2B	3B	HR	TB	SO	BB	IBB	HBP	SH	SF	SB	CS	GDP	AVG	PO	A	E	DP	PB
R. ORTEGA, cf		5	1	2	0	0	0	0	2	0	0	0	0	0	0	0	0	.400	1	0	0	0	
A. CHAFIN, p		0	0	0	0	0	0	0	0	0	0	0	0	0	0	0	0	-					
K. BRYANT, lf		5	0	2	0	1	0	0	3	1	0	0	0	0	0	0	0	.400	0	1	0	0	
B. LOWE, 2b		4	2	1	1	0	0	1	4	2	1	0	0	0	0	0	0	.250	2	1	0	0	
C. CORREA, ss		5	2	2	4	0	0	2	8	1	0	0	0	0	0	0	0	.400	0	3	0	0	
L. WADE, rf		4	0	1	0	0	0	0	1	2	0	0	0	0	0	0	0	.250	1	0	0	0	
C. KIMBREL, p		0	0	0	0	0	0	0	0	0	0	0	0	0	0	0	0	-					
T. WARD, cf		1	0	0	0	0	0	0	0	0	0	0	0	0	0	0	0	.000	0	0	0	0	
A. RIZZO, 1b		2	0	1	0	0	0	0	1	0	1	0	1	0	0	0	0	.500	6	3	0	0	
J. REALMUTO, c		4	0	0	0	0	0	0	0	1	0	0	0	0	0	0	0	.000	10	2	0	0	0
R. McMAHON, 3b		4	0	1	0	0	0	0	1	2	0	0	0	0	0	0	0	.250	2	1	0	0	
A. MANOAH, p		2	0	1	0	0	0	0	1	0	0	0	0	0	0	0	0	.500					
D. HUDSON, p		0	0	0	0	0	0	0	0	0	0	0	0	0	0	0	0	-					
M. SANO, ph		1	0	0	0	0	0	0	0	1	0	0	0	0	0	0	0	.000	0	0	0	0	
C. STAMMEN, p		0	0	0	0	0	0	0	0	0	0	0	0	0	0	0	0	-					
I. HAPP, rf		1	0	0	0	0	0	0	0	1	0	0	0	0	0	0	0	.000	1	0	0	0	
Totals		38	5	11	5	1	0	3	21	11	2	0	1	0	0	0	0						

NAME	FT	G	SC	IP	H	R	ER	2B	3B	HR	BF	SO	BB	IBB	HB	SH	SF	WP	BK	IR	ERA	
A. MANOAH		47	4.2	6	2	2	1	0	1	19	4	1	0	0	1	0	0	0	0	0	3.86	
D. HUDSON				.1	0	0	0	0	0	0	1	0	0	0	0	0	0	0	0	2	.00	
C. STAMMEN, SOP BS, 1				1.0	2	2	2	1	0	1	5	2	0	0	0	0	0	0	0	0	18.00	
C. KIMBREL, SOP BS, 1; L, 0- 1				1.0	1	2	2	0	0	1	5	2	1	0	0	0	0	0	0	0	18.00	
A. CHAFIN				1.0	2	1	1	1	0	0	5	0	1	1	0	0	0	0	0	0	9.00	
Totals		8.0	11	7	7	3	0	3	35	8	3	1	0	1	0	0	0	0	2		24	12

Beacon Braves (Game 1)																							
NAME	FT	AB	R	HRBI	2B	3B	HR	TB	SO	BB	IBB	HBP	SH	SF	SB	CS	GDP	AVG	PO	A	E	DP	PB
S. MARTE, cf-lf		4	0	3	0	0	0	0	3	0	0	0	0	0	0	2	2	0	.750	2	0	0	0
P. GOLDSCHMIDT, 1b		4	1	1	2	0	0	1	4	0	0	0	0	0	0	0	0	.250	4	1	0	0	
J. MARTINEZ, lf		4	1	1	0	0	0	0	1	2	0	0	0	0	0	0	0	.250	2	0	0	0	
R. LAUREANO, lf-rf		0	0	0	0	0	0	0	0	0	0	0	0	0	0	0	0	-		2	0	0	0
M. BRANTLEY, rf		4	2	4	2	3	0	1	10	0	0	0	0	0	0	0	0	1.000	0	0	0	0	
H. BADER, pr-cf		0	1	0	0	0	0	0	0	0	0	0	0	0	0	0	0	-		0	0	0	0
J. SEGURA, 2b		4	0	0	0	0	0	0	0	2	0	0	0	0	0	0	0	.000	2	1	0	0	
N. ARENADO, 3b		3	1	1	2	0	0	1	4	2	1	1	0	0	0	0	0	.333	0	1	0	0	
I. KINER-FALEFA, ss		4	0	1	1	0	0	0	1	0	0	0	0	0	0	0	0	.250	2	1	0	0	
E. DIAZ, c		3	0	0	0	0	0	0	0	1	1	0	0	0	0	0	0	.000	12	0	0	0	2
M. STROMAN, p		1	0	0	0	0	0	0	0	1	0	0	0	1	0	0	0	.000					
R. PRESSLY, p		0	0	0	0	0	0	0	0	0	0	0	0	0	0	0	0	-					
J. CHOI, ph		0	0	0	0	0	0	0	0	0	1	0	0	0	0	0	0	-		0	0	0	0
W. CASTRO, pr		0	1	0	0	0	0	0	0	0	0	0	0	0	0	1	0	-		0	0	0	0
C. SADLER, p		0	0	0	0	0	0	0	0	0	0	0	0	0	0	0	0	-					
Totals		31	7	11	7	3	0	3	23	8	3	1	0	1	0	3	2	0					

NAME	FT	G	SC	IP	H	R	ER	2B	3B	HR	BF	SO	BB	IBB	HB	SH	SF	WP	BK	IR	ERA	
M. STROMAN		44	5.2	8	4	4	0	0	2	28	9	2	0	1	0	0	0	0	0	0	6.35	
R. PRESSLY, W, 1- 0				1.1	1	1	1	0	0	1	5	1	0	0	0	0	0	0	1	0	6.75	
C. SADLER, SOP S, 1				2.0	2	0	0	1	0	0	8	1	0	0	0	0	0	0	0	0	.00	
Totals		9.0	11	5	5	1	0	3	41	11	2	0	1	0	0	0	0	1			27	4

Bethesda gets out of the gate quickly, but the Braves battle back to prevail in the opener, led by Michael Brantley



Bethesda Bambinos at Beacon Braves														
Team	1	2	3	4	5	6	7	8	9	R	H	E	LOB	DP
Bethesda Bambinos	0	0	0	0	0	0	0	0	0	0	1	0	2	0
Beacon Braves	0	1	0	0	0	3	0	0	4	7	1	6	1	

Bethesda Bambinos (Game 2)																								
NAME	FT	AB	R	HR	BI	2B	3B	HR	TB	SO	BB	IBB	HBP	SH	SF	SB	CS	GDP	AVG	PO	A	E	DP	PB
R. ORTEGA, lf		4	0	0	0	0	0	0	0	3	0	0	0	0	0	0	0	0	.222	1	0	0	0	
K. BRYANT, cf		4	0	0	0	0	0	0	0	0	0	0	0	0	0	0	0	0	.222	1	0	0	0	
B. LOWE, 2b		3	0	0	0	0	0	0	0	0	0	0	0	0	0	0	0	0	.143	1	0	0	0	
C. CORREA, ss		3	0	0	0	0	0	0	0	1	0	0	0	0	0	0	0	0	.250	3	2	0	0	
L. WADE, rf		3	0	0	0	0	0	0	0	1	0	0	0	0	0	0	0	0	.143	4	0	0	0	
A. RIZZO, 1b		2	0	0	0	0	0	0	0	0	1	0	0	0	0	0	0	0	.250	5	2	0	0	
J. REALMUTO, c		2	0	0	0	0	0	0	0	1	1	0	0	0	0	0	1	0	.000	5	0	0	0	0
R. McMAHON, 3b		3	0	1	0	1	0	0	2	1	0	0	0	0	0	0	0	0	.286	2	2	0	0	
J. URQUIDY, p		1	0	0	0	0	0	0	0	0	0	0	0	0	0	0	0	0	.000	0	0	0	0	
M. SANO, ph		1	0	0	0	0	0	0	0	1	0	0	0	0	0	0	0	0	.000	0	0	0	0	
D. HUDSON, p		0	0	0	0	0	0	0	0	0	0	0	0	0	0	0	0	0	-					
A. CHAFIN, p		0	0	0	0	0	0	0	0	0	0	0	0	0	0	0	0	0	-					
I. KENNEDY, p		0	0	0	0	0	0	0	0	0	0	0	0	0	0	0	0	0	-					
I. HAPP, ph		1	0	0	0	0	0	0	0	0	0	0	0	0	0	0	0	0	.000	0	0	0	0	
Totals		27	0	1	0	1	0	0	2	8	2	0	0	0	0	0	1	0						

NAME	FT	G	SC	IP	H	R	ER	2B	3B	HR	BF	SO	BB	IBB	HB	SH	SF	WP	BK	IR	ERA				
J. URQUIDY, L, 0- 1		59	5.0	3	1	1	2	0	0	0	18	2	0	0	0	0	0	0	0	0	1.80	2	0	0	0
D. HUDSON			.1	0	2	2	0	0	0	3	1	2	0	0	0	0	0	0	0	0	27.00	0	0	0	0
A. CHAFIN			.0	2	1	1	0	1	0	2	0	0	0	0	0	0	0	0	0	0	218.00	0	0	0	0
I. KENNEDY			2.2	2	0	0	0	0	0	11	2	1	0	0	1	0	0	0	1	.00	0	1	0	0	
Totals			8.0	7	4	4	2	1	0	34	5	3	0	0	1	0	0	0	3		24	7	0	0	0

Beacon Braves (Game 2)																								
NAME	FT	AB	R	HR	BI	2B	3B	HR	TB	SO	BB	IBB	HBP	SH	SF	SB	CS	GDP	AVG	PO	A	E	DP	PB
S. MARTE, cf-lf		4	0	1	0	0	0	0	1	1	0	0	0	0	0	1	0	0	.500	2	0	0	0	
P. GOLDSCHMIDT, 1b		3	1	0	0	0	0	0	0	0	1	0	0	0	0	1	0	0	.143	6	0	0	0	
J. MARTINEZ, lf		2	0	0	0	0	0	0	0	0	1	0	0	0	0	0	0	0	.167	0	0	0	0	
R. LAUREANO, pr-lf		1	1	0	0	0	0	0	0	1	0	0	0	0	0	0	0	0	.000	0	0	0	0	
H. BADER, cf		0	0	0	0	0	0	0	0	0	0	0	0	0	0	0	0	0	-	1	0	0	0	
M. BRANTLEY, rf		4	2	3	1	1	0	0	4	0	0	0	0	0	0	0	0	0	.875	4	0	0	0	
J. SEGURA, 2b		4	0	1	2	0	1	0	3	0	0	0	0	0	0	0	0	0	.125	3	3	0	1	
N. ARENADO, 3b		4	0	0	0	0	0	0	0	1	0	0	0	0	0	0	0	0	.143	0	0	0	0	
I. KINER-FALEFA, ss		4	0	1	1	0	0	0	1	0	0	0	0	0	0	1	0	0	.250	1	4	1	1	
E. DIAZ, c		2	0	1	0	1	0	0	2	0	1	0	0	0	0	0	0	0	.200	10	0	0	0	0
P. LOPEZ, p		2	0	0	0	0	0	0	0	2	0	0	0	1	0	0	0	0	.000					
Totals		30	4	7	4	2	1	0	11	5	3	0	0	1	0	3	0	0						

NAME	FT	G	SC	IP	H	R	ER	2B	3B	HR	BF	SO	BB	IBB	HB	SH	SF	WP	BK	IR	ERA					
P. LOPEZ, W, 1- 0		91	9.0	1	0	0	1	0	0	29	8	2	0	0	0	0	0	0	0	0	.00	0	0	0	0	
Totals			9.0	1	0	0	1	0	0	29	8	2	0	0	0	0	0	0	0	0		27	7	1	1	0

Pablo Lopez throws a 1-hit shutout to give Beacon a commanding 2-0 lead as the series shifts to Bethesda. Ryan McMahon's double is the only hit allowed. Michael Brantley continued hot, with 3 hits today.



Team	1	2	3	4	5	6	7	8	9	R	H	E	LOB	DP
Beacon Braves	2	0	0	0	3	1	0	0	0	6	7	1	5	1
Bethesda Bambinos	0	0	0	4	0	0	0	0	0	4	5	1	8	1

Beacon Braves (Game 3)																							
NAME	FT	AB	R	HRBI	2B	3B	HR	TB	SO	BB	IBB	HBP	SH	SF	SB	CS	GDP	AVG	PO	A	E	DP	PB
S. MARTE, rf-lf		4	0	1	0	0	0	0	1	0	0	0	1	0	0	3	0	0	.417	2	0	0	0
P. GOLDSCHMIDT, 1b		4	0	0	1	0	0	0	0	1	0	0	0	0	1	0	0	0	.091	7	0	0	1
J. MARTINEZ, lf		4	1	1	0	0	0	0	1	0	0	0	0	0	0	0	0	0	.200	1	0	0	0
R. LAUREANO, rf		0	0	0	0	0	0	0	0	0	0	0	0	0	0	0	0	0	.000	0	0	0	0
J. SEGURA, 2b		2	2	0	0	0	0	0	0	1	2	0	0	0	0	0	0	0	.100	3	4	0	1
H. BADER, cf		4	0	2	2	1	0	0	3	0	0	0	0	0	1	0	0	0	.500	5	0	0	0
N. ARENADO, 3b		3	0	0	0	0	0	0	0	1	1	0	0	0	0	0	0	0	.100	1	1	0	0
I. KINER-FALEFA, ss		3	1	1	1	0	0	0	1	0	0	0	0	0	1	0	0	0	.273	1	3	1	1
E. DIAZ, c		3	1	1	2	0	0	1	4	1	1	1	0	0	0	0	0	0	.250	7	0	0	0
J. BERRIOS, p		1	0	0	0	0	0	0	0	0	0	0	0	0	0	0	0	0	.000				
A. LOUP, p		0	0	0	0	0	0	0	0	0	0	0	0	0	0	0	0	0	-				
R. THOMPSON, p		0	0	0	0	0	0	0	0	0	0	0	0	0	0	0	0	0	-				
P. REYES, ph		1	1	1	0	1	0	0	2	0	0	0	0	0	1	0	0	0	1.000	0	0	0	0
L. JACKSON, p		0	0	0	0	0	0	0	0	0	0	0	0	0	0	0	0	0	-				
M. BRANTLEY, ph		1	0	0	0	0	0	0	0	0	0	0	0	0	0	0	0	0	.778	0	0	0	0
R. PRESSLY, p		0	0	0	0	0	0	0	0	0	0	0	0	0	0	0	0	0	-				
J. CHOI, ph		1	0	0	0	0	0	0	0	0	0	0	0	0	0	0	0	0	.000	0	0	0	0
C. SADLER, p		0	0	0	0	0	0	0	0	0	0	0	0	0	0	0	0	0	-				
Totals		31	6	7	6	2	0	1	12	3	4	2	1	0	2	5	0	0					

NAME	FT	G	SC	IP	H	R	ER	2B	3B	HR	BF	SO	BB	IBB	HB	SH	SF	WP	BK	IR	ERA	
J. BERRIOS		37	3.0	3	4	3	2	0	0	0	13	0	2	0	0	0	0	0	0	0	0	9.00
A. LOUP		.0	1	0	0	0	0	0	0	0	2	0	0	0	0	0	0	0	0	0	3	-
R. THOMPSON, W, 1-0		1.0	0	0	0	0	0	0	0	0	4	0	1	0	0	0	0	0	0	0	2	.00
L. JACKSON		1.0	0	0	0	0	0	0	0	0	6	2	3	0	0	0	0	0	0	0	0	.00
R. PRESSLY, SOP H, 1		3.0	0	0	0	0	0	0	0	0	10	4	1	0	0	0	0	0	0	0	2.08	0
C. SADLER, SOP S, 2		1.0	1	0	0	0	0	0	0	0	4	1	0	0	0	0	0	0	0	0	0	.00
Totals		9.0	5	4	3	2	0	0	0	0	39	7	7	0	0	0	0	0	0	0	5	27

Bethesda Bambinos (Game 3)																							
NAME	FT	AB	R	HRBI	2B	3B	HR	TB	SO	BB	IBB	HBP	SH	SF	SB	CS	GDP	AVG	PO	A	E	DP	PB
R. ORTEGA, cf		5	1	1	0	1	0	0	2	1	0	0	0	0	0	0	0	0	.214	6	1	0	1
K. BRYANT, lf		4	1	2	0	0	0	0	2	1	1	0	0	0	0	0	0	0	.308	0	0	0	0
B. LOWE, 2b		5	1	1	1	1	0	0	2	1	0	0	0	0	0	0	0	0	.167	2	1	0	0
C. CORREA, ss		2	1	0	0	0	0	0	0	1	2	0	0	0	0	0	0	0	.200	1	4	0	0
L. WADE, rf		1	0	0	0	0	0	0	0	0	0	0	0	0	0	0	0	0	.125	3	1	1	0
B. DRURY, ph-rf	I	2	0	0	1	0	0	0	0	1	1	0	0	0	0	0	0	0	.000	3	0	0	0
C. MCHUGH, p		0	0	0	0	0	0	0	0	0	0	0	0	0	0	0	0	0	-				
A. RIZZO, 1b		3	0	1	1	0	0	0	1	0	1	0	0	0	0	0	0	1	.286	6	1	0	0
J. REALMUTO, c		4	0	0	0	0	0	0	0	1	0	0	0	0	0	0	0	0	.000	5	0	0	1
R. McMAHON, 3b		4	0	0	0	0	0	0	0	1	0	0	0	0	0	0	0	0	.182	1	0	0	0
W. MILEY, p		1	0	0	0	0	0	0	0	0	1	0	0	0	0	0	0	0	.000				
L. HEAD, p		0	0	0	0	0	0	0	0	0	0	0	0	0	0	0	0	0	-				
I. HAPP, ph		0	0	0	0	0	0	0	0	0	1	0	0	0	0	0	0	0	.000	0	0	0	0
C. STAMMEN, p		0	0	0	0	0	0	0	0	0	0	0	0	0	0	0	0	0	-				
T. WARD, rf		1	0	0	0	0	0	0	0	0	0	0	0	0	0	0	0	0	.000	0	0	0	0
Totals		32	4	5	3	2	0	0	7	7	7	0	0	0	0	0	0	1					

NAME	FT	G	SC	IP	H	R	ER	2B	3B	HR	BF	SO	BB	IBB	HB	SH	SF	WP	BK	IR	ERA
W. MILEY, L, 0-1		28	5.0	7	6	6	2	0	1	23	1	2	0	0	0	1	0	0	0	0	10.80
L. HEAD		1.0	0	0	0	0	0	0	0	5	0	2	2	0	0	1	0	0	2	.00	0
C. STAMMEN		2.2	0	0	0	0	0	0	0	9	2	0	0	1	0	0	0	0	0	4.91	0
C. MCHUGH		.1	0	0	0	0	0	0	0	1	0	0	0	0	0	0	0	0	0	1.00	0
Totals		9.0	7	6	6	2	0	1	38	3	4	2	1	0	2	0	0	3			27

Beacon scored in their first at bat, but had to come from behind to win today, taking a 3-0 lead in the series.

Ryan Pressly had three hitless innings in relief.



Team	1	2	3	4	5	6	7	8	9	R	H	E	LOB	DP
Beacon Braves	0	0	0	1	1	0	0	0	0	2	8	0	9	1
Bethesda Bambinos	2	3	0	0	0	0	0	2		7	8	0	3	0

Beacon Braves (Game 4)																							
NAME	FT	AB	R	HRBI	2B	3B	HR	TB	SO	BB	IBB	HBP	SH	SF	SB	CS	GDP	AVG	PO	A	E	DP	PB
S. MARTE, cf		5	0	0	0	0	0	0	1	0	0	0	0	0	0	0	0	.294	2	0	0	0	
P. GOLDSCHMIDT, 1b		4	1	2	0	2	0	4	0	1	0	0	0	0	0	0	0	.200	5	0	0	1	
J. MARTINEZ, lf		4	0	0	0	0	0	0	1	0	0	0	0	0	0	0	0	.143	0	0	0	0	
M. BRANTLEY, rf		4	0	3	1	0	0	3	0	0	0	0	0	0	0	0	0	.769	2	0	0	0	
R. LAUREANO, pr-rf		0	0	0	0	0	0	0	0	0	0	0	0	0	0	0	0	.000	0	0	0	0	
J. SEGURA, 2b		3	0	0	0	0	0	0	0	1	0	0	0	0	0	0	0	.077	4	3	0	1	
N. ARENADO, 3b		3	0	0	0	0	0	0	0	1	0	0	0	0	0	0	0	.077	0	1	0	0	
I. KINER-FALEFA, ss		4	1	1	0	0	0	1	1	0	0	0	0	0	0	0	0	.267	0	2	0	1	
E. DIAZ, c		4	0	1	1	1	0	2	1	0	0	0	0	0	0	0	0	.250	11	0	0	0	0
G. COLE, p		0	0	0	0	0	0	0	0	0	0	0	0	0	0	0	0	-					
F. MONTAS, p		2	0	0	0	0	0	0	1	0	0	0	0	0	0	0	0	.000					
J. CHOI, ph		1	0	0	0	0	0	0	0	0	0	0	0	0	0	0	0	.000	0	0	0	0	
R. THOMPSON, p		0	0	0	0	0	0	0	0	0	0	0	0	0	0	0	0	-					
L. TRIVINO, p		0	0	0	0	0	0	0	0	0	0	0	0	0	0	0	0	-					
H. BADER, ph		1	0	1	0	1	0	2	0	0	0	0	0	0	0	0	0	.600	0	0	0	0	
Totals		35	2	8	2	4	0	12	5	3	0	0	0	0	0	0	0						
NAME	FT	G	SC	IP	H	R	ER	2B	3B	HR	BF	SO	BB	IBB	HB	SH	SF	WP	BK	IR	ERA		
G. COLE, L, 0-1		28	1.2	4	5	5	0	0	2	10	2	1	0	0	0	0	0	0	0	0	0	27.00	
F. MONTAS		4.1	2	0	0	1	0	0	16	4	2	0	0	0	0	0	0	0	0	0	0	.00	
R. THOMPSON		1.1	2	2	2	0	0	1	6	1	0	0	0	0	0	0	0	0	0	0	0	7.71	
L. TRIVINO		.2	0	0	0	0	0	0	2	1	0	0	0	0	0	0	0	0	0	0	0	.00	
Totals		8.0	8	7	7	1	0	3	34	8	3	0	0	0	0	0	0	0	0	0	0	24	

Bethesda Bambinos (Game 4)																							
NAME	FT	AB	R	HRBI	2B	3B	HR	TB	SO	BB	IBB	HBP	SH	SF	SB	CS	GDP	AVG	PO	A	E	DP	PB
R. ORTEGA, lf		4	2	3	3	0	0	1	6	0	0	0	0	0	0	0	0	.333	1	0	0	0	
K. BRYANT, cf		3	0	0	0	0	0	0	1	1	0	0	0	0	0	0	0	.250	4	0	0	0	
A. CHAFIN, p		0	0	0	0	0	0	0	0	0	0	0	0	0	0	0	0	-					
I. KENNEDY, p		0	0	0	0	0	0	0	0	0	0	0	0	0	0	0	0	-					
B. LOWE, 2b		4	0	0	0	0	0	0	1	0	0	0	0	0	0	0	0	.125	1	3	0	0	
C. CORREA, ss		4	2	2	2	0	0	1	5	0	0	0	0	0	0	0	0	.286	2	4	0	0	
L. WADE, rf		4	1	1	2	0	0	1	4	2	0	0	0	0	0	0	0	.167	3	0	0	0	
A. RIZZO, 1b		3	0	1	0	1	0	0	2	1	1	0	0	0	0	0	0	.300	9	0	0	0	
J. REALMUTO, c		3	0	0	0	0	0	0	2	0	0	0	0	0	0	0	0	.000	6	0	0	0	0
J. STALLINGS, ph-c		1	0	0	0	0	0	0	0	0	0	0	0	0	0	0	0	.000	1	0	0	0	0
R. McMAHON, 3b		2	1	0	0	0	0	0	1	1	0	0	0	0	0	0	1	.154	0	0	0	0	
S. BIEBER, p		2	1	1	0	0	0	0	1	0	0	0	0	0	0	0	0	.500					
C. KIMBREL, p		0	0	0	0	0	0	0	0	0	0	0	0	0	0	0	0	-					
M. SANO, ph		1	0	0	0	0	0	0	0	0	0	0	0	0	0	0	0	.000	0	0	0	0	
I. HAPP, cf		0	0	0	0	0	0	0	0	0	0	0	0	0	0	0	0	.000	0	0	0	0	
Totals		31	7	8	7	1	0	3	18	8	3	0	0	0	0	0	1						
NAME	FT	G	SC	IP	H	R	ER	2B	3B	HR	BF	SO	BB	IBB	HB	SH	SF	WP	BK	IR	ERA		
S. BIEBER, W, 1-0		55	6.2	6	2	2	3	0	0	29	4	3	0	0	0	0	0	0	0	0	0	2.70	
C. KIMBREL, SOP H, 1		.1	0	0	0	0	0	0	1	0	0	0	0	0	0	0	0	0	0	0	0	13.50	
A. CHAFIN, SOP H, 1		1.0	1	0	0	0	0	0	4	0	0	0	0	0	0	0	0	0	0	0	0	9.00	
I. KENNEDY		1.0	1	0	0	1	0	0	4	1	0	0	0	0	0	0	0	0	0	0	0	.00	
Totals		9.0	8	2	2	4	0	0	38	5	3	0	0	0	0	0	0	1				27	

Michael Brantley gets 3 more hits, but so does Rafael Ortega, whose home run helps keep the Bombers alive with a 7-2 win.



Team	1	2	3	4	5	6	7	8	9	R	H	E	LOB	DP
Beacon Braves	0	0	0	2	2	0	0	0	0	6	6	1	3	0
Bethesda Bambinos	0	0	1	0	1	0	2	0	0	4	6	2	7	0

Beacon Braves (Game 5)																								
NAME	FT	AB	R	HRBI	2B	3B	HR	TB	SO	BB	IBB	HBP	SH	SF	SB	CS	GDP	AVG	PO	A	E	DP	PB	
S. MARTE, cf-If		3	1	1	0	0	0	1	1	1	0	0	0	0	2	1	0	.300	4	0	0	0		
P. GOLDSCHMIDT, 1b		3	1	1	2	0	0	1	4	1	1	0	0	0	1	0	0	.222	7	0	0	0		
J. MARTINEZ, lf		4	1	1	0	0	0	1	0	0	0	0	0	0	0	0	0	.167	1	0	0	0		
H. BADER, cf		0	0	0	0	0	0	0	0	0	0	0	0	0	0	0	0	.600	1	0	0	0		
M. BRANTLEY, rf		3	2	1	0	1	0	0	2	0	1	0	0	0	0	0	0	.688	4	0	0	0		
R. LAUREANO, rf		0	0	0	0	0	0	0	0	0	0	0	0	0	0	0	0	.000	0	0	0	0		
J. SEGURA, 2b		3	0	1	0	0	0	0	1	0	1	0	0	0	0	1	1	.125	0	4	0	0		
N. ARENADO, 3b		3	0	0	0	0	0	0	0	2	1	0	0	0	0	0	0	.063	1	1	1	0		
I. KINER-FALEFA, ss		4	1	0	0	0	0	0	0	1	0	0	0	0	0	1	0	.211	1	1	0	0		
E. DIAZ, c		4	0	1	1	1	0	0	2	1	0	0	0	0	0	0	0	.250	8	0	0	0	0	
M. STROMAN, p		2	0	0	0	0	0	0	0	2	0	0	0	0	0	0	0	.000						
C. SADLER, p		1	0	0	0	0	0	0	0	1	0	0	0	0	0	0	0	.000						
A. LOUP, p		0	0	0	0	0	0	0	0	0	0	0	0	0	0	0	0	-						
J. CHOI, ph		1	0	0	0	0	0	0	0	0	0	0	0	0	0	0	0	.000	0	0	0	0		
D. STECKENRIDER, p		0	0	0	0	0	0	0	0	0	0	0	0	0	0	0	0	-						
Totals		31	6	6	3	2	0	1	11	9	5	0	0	0	0	5	2	0						

NAME	FT	G	SC	IP	H	R	ER	2B	3B	HR	BF	SO	BB	IBB	HB	SH	SF	WP	BK	IR	ERA					
M. STROMAN		54	4.2	3	2	2	1	1	0	0	19	5	1	0	0	0	1	1	0	0	5.23	0	0	0	0	
C. SADLER, W, 1-0		1.1	3	2	2	2	0	0	0	0	7	1	0	0	0	0	0	0	0	2	4.15	0	0	0	0	
A. LOUP, SOP H, 1		2.0	0	0	0	0	0	0	0	0	9	1	3	0	0	0	0	0	0	1	.00	0	0	0	0	
D. STECKENRIDER, SOP S, 1		1.0	0	0	0	0	0	0	0	0	3	0	1	0	0	0	0	0	0	0	.00	0	1	0	0	
Totals		9.0	6	4	4	3	1	0	0	0	38	7	5	0	0	0	1	1	0	3		27	7	1	0	0

Bethesda Bambinos (Game 5)																								
NAME	FT	AB	R	HRBI	2B	3B	HR	TB	SO	BB	IBB	HBP	SH	SF	SB	CS	GDP	AVG	PO	A	E	DP	PB	
R. ORTEGA, lf		2	0	1	2	0	0	0	1	1	0	0	0	0	1	0	0	.350	2	0	0	0		
B. DRURY, ph-If		1	0	0	0	0	0	0	0	0	1	0	0	0	0	0	0	.000	0	0	0	0		
K. BRYANT, cf		3	0	0	0	0	0	0	0	1	1	0	0	0	0	0	0	.211	2	2	2	0		
C. MCHUGH, p		0	0	0	0	0	0	0	0	0	0	0	0	0	0	0	0	-						
J. STALLINGS, ph		1	0	0	0	0	0	0	0	0	0	0	0	0	0	0	0	.000	0	0	0	0		
B. LOWE, 2b		3	0	0	0	0	0	0	0	1	0	0	0	0	0	0	0	.105	0	2	0	0		
E. SOSA, ph-2b		1	0	0	0	0	0	0	0	0	0	0	0	0	0	0	0	.000	1	0	0	0		
C. CORREA, ss		4	0	0	0	0	0	0	0	0	0	0	0	0	0	0	0	.222	1	6	0	0		
L. WADE, rf		4	0	0	0	0	0	0	0	2	0	0	0	0	0	1	0	.125	0	0	0	0		
A. RIZZO, 1b		4	1	1	0	0	0	0	1	0	0	0	0	0	0	0	0	.286	7	0	0	0		
J. REALMUTO, c		3	1	1	0	1	0	0	2	1	1	0	0	0	0	0	0	.063	10	3	0	0	1	
R. McMAHON, 3b		4	1	2	2	2	0	0	4	1	0	0	0	0	0	0	0	.235	3	1	0	0		
A. MANOAH, p		1	1	1	0	0	1	0	3	0	0	0	0	0	0	0	0	.667						
I. HAPP, ph		0	0	0	0	0	0	0	0	0	1	0	0	0	0	0	0	.000	0	0	0	0		
C. KIMBREL, p		0	0	0	0	0	0	0	0	0	0	0	0	0	0	0	0	-						
M. SANO, ph		0	0	0	0	0	0	0	0	0	1	0	0	0	0	0	0	.000	0	0	0	0		
T. WARD, cf		1	0	0	0	0	0	0	0	0	0	0	0	0	0	0	0	.000	1	0	0	0		
Totals		32	4	6	4	3	1	0	11	7	5	0	0	0	1	1	0	0						

NAME	FT	G	SC	IP	H	R	ER	2B	3B	HR	BF	SO	BB	IBB	HB	SH	SF	WP	BK	IR	ERA					
A. MANOAH, L, 0-1		52	5.0	3	4	2	0	0	1	0	21	6	3	0	0	0	0	0	0	0	3.72	0	0	0	0	
C. KIMBREL		2.0	3	2	1	2	0	0	0	0	9	1	1	0	0	0	0	0	0	0	8.10	0	0	0	0	
C. MCHUGH		2.0	0	0	0	0	0	0	0	0	6	2	1	0	0	0	0	0	0	0	.00	0	0	0	0	
Totals		9.0	6	6	3	2	0	1	0	0	36	9	5	0	0	0	0	0	0	0		27	14	2	0	1

Three unearned runs make all the difference as Beacon prevails 6-4 to clinch the series and advance to the World Series. Paul Goldschmidt homered for the Braves.



U-TCBA22 - TCBA TODAY ML2021 PLAYOFF R2 - Club Batting

4 Teams	AVG	OBP	SLG	G	AB	H	2B	3B	HR	R	R/G	SO	BB	LOB	SB	CS	SBP
Beacon Braves	.247	.324	.437	10	316	78	26	2	10	50	5.0	60	36	54	32	8	80.0
Scranton Spanish Flies	.217	.288	.406	14	498	108	18	2	24	58	4.1	130	48	88	36	4	90.0
Bethesda Bambinos	.194	.282	.369	10	320	62	16	2	12	40	4.0	82	38	58	2	2	50.0
Rochester Cheetahs	.174	.274	.351	14	484	84	28	2	18	52	3.7	126	64	94	24	2	92.3
TCBA TODAY ML2021 PLAYOFF R2	.205	.290	.388	24	1618	332	88	8	64	200	8.3	398	186	294	94	16	85.5

U-TCBA22 - TCBA TODAY ML2021 PLAYOFF R2 - Club Pitching

4 Teams	ERA	G	CG	SHO	QS	SV	IP	H	R	ER	HR	SO	BB	HB	WP	BK	OBA
Scranton Spanish Flies	3.04	14	0	0	6	6	136.0	84	52	46	18	126	64	4	2	0	.174
Rochester Cheetahs	3.54	14	2	0	8	2	137.1	108	58	54	24	130	48	4	0	0	.217
Beacon Braves	3.89	10	2	2	2	6	88.0	62	40	38	12	82	38	2	2	0	.194
Bethesda Bambinos	4.60	10	0	0	2	0	86.0	78	50	44	10	60	36	2	0	0	.247
TCBA TODAY ML2021 PLAYOFF R2	3.66	24	4	2	18	14	447.1	332	200	182	64	398	186	12	4	0	.205

U-TCBA22 - TCBA TODAY ML2021 PLAYOFF R2 - Club Fielding

4 Teams	FLD	G	PO	A	E	DP	TP	PB	OSB	OCS	OSBP	OSBA	DER	UER	UERP
Scranton Spanish Flies	.996	14	408	98	2	6	0	6	24	2	92.3	1.588	.803	6	11.5
Rochester Cheetahs	.985	14	412	120	8	6	0	0	36	4	90.0	2.359	.747	4	6.9
Bethesda Bambinos	.983	10	258	98	6	2	0	2	32	8	80.0	3.349	.713	6	12.0
Beacon Braves	.982	10	264	64	6	6	0	4	2	2	50.0	.205	.762	2	5.0
TCBA TODAY ML2021 PLAYOFF R2	.987	24	1342	380	22	20	0	12	94	16	85.5	1.891	.759	18	9.0

T C B A



Beacon sat down on Fri Morning in Harrisburg to do battle with Bethesda in a Semi Final Matchup. The Scranton GM had a box seat close to the action, to scout out both squads, as the Spanflies would be playing the winner of this match in the Finals.

Although I don't have the F file of that semi-final match, I recall that Beacon 'had their way' with the Bambino's.....stole a lot of bases, and drove in a lot of runs. Braves went out to a 3-0 game lead, and there was buzz in the room of the Bambino's 'pulling a Rochester', by losing the first 3, then turning it around and winning the next 4.

And Bethesda began copying that strategy right away..., winning game 4. The problem they had was in winning any of the next 3. In this case, the next 1. Beacon took game 5, and the series win, by a 4 game to 1 game score.

This gave the Braves 2 days of rest to get the bullpen to full power, and set up the rotation. As much as the Scranton GM was hoping for some injuries to happen in that semi-final matchup, the Braves emerged unscathed.

So they advanced to the World Series versus a Scranton team that wrestled and wrangled with Rochester for a full 7 games. No Rest for the Wicked" would be the appropriate summation of Scranton's condition heading into the World Series.



WORLD SERIES: Beacon vs Scranton

It was Standing Room Only (except for those that were seated and watching on their laptops via Zoom)
It was brought up that of the almost 50 season history of Tcba Today.....Beacon and Scranton had NEVER met in a Playoff World Series for the Plaque. Either they were never Playoff Quality at the same time; or one of us would get knocked off before it reached the Final Series.
So two Original members finally face off to see who's the Alpha.



(at least that's what a matchup might have looked like a couple decades ago)



This week-end though,
.....
it was more like this:

And we both vowed to play until a winner was unveiled, or until our current prescriptions needed to be refilled. (that is several levels below “Last Man Standing”. Not sure either of us would have been answering the bell very many rounds in that kind of cage match.)

To look at a ‘snapshot’ of what our two teams are bringing into the Championship, here’s a quick review of the two teams after playing the 162 game Regular Season:

U-TCBA22 - TCBA TODAY ML2021 - Club Fielding

24 Teams	FLD	G	PO	A	E
Scranton Spanish Flies	.987	162	4404	1400	75
Morgantown Raiders	.987	162	4435	1450	79
Beacon Braves	.985	162	4470	1395	87

Scranton tied for the League Lead in Fielding Percentage, but the Braves were no slouch, coming in 3rd at getting to the ball cleanly and getting outs. So we can expect some tight, well played games.

U-TCBA22 - TCBA TODAY ML2021 - Club Batting

24 Teams	AVG	OBP	SLG	G	AB	H	2B	3B	HR	R	R/G
Rochester Cheetahs	.272	.346	.478	162	5625	1532	296	22	272	959	5.9
Beacon Braves	.264	.320	.432	162	5648	1491	299	36	193	817	5.0
West Coast Wrecking Crew	.263	.330	.461	162	5647	1484	259	20	273	861	5.3
Farmington River Rats	.253	.317	.415	162	5597	1417	257	19	203	752	4.6
Scranton Spanish Flies	.251	.323	.411	162	5638	1417	286	19	193	795	4.9

Beacon finished 2nd in Offense in the league, and Scranton 5th. Both of us with exactly the same number of Home Runs.....and almost the same R/G.

U-TCBA22 - TCBA TODAY ML2021 - Club Pitching

24 Teams	ERA	G	CG	SHO	QS	SV	IP	H	R
Beacon Braves	2.71	162	6	5	85	65	1490.0	1007	477
Waukesha Freeman	2.95	162	5	3	101	46	1453.0	1066	559
Bethesda Bambinos	3.16	162	6	5	98	54	1485.2	1171	575
Long Island Islanders	3.27	162	28	10	95	41	1478.0	1191	605
Scranton Spanish Flies	3.32	162	1	1	76	47	1468.0	1150	578

Pitching-wise: The Braves had one of the most well balanced, fully stocked, pitching staffs, both starting and relieving, that the league has seen in these Modern times. High grades, control, and a bullpen that was both many, and alternate handed. Over the course of the season, they allowed more than 80 runs LESS than the runner up!

Scranton finished 5th best in ERA, more than .60 earned runs a game more than Beacon. That ain’t a little.

Okay, here we go!

GAME 1...

Scranton's Adrian Houser goes SIX shutout innings, and 3 relievers finish up with 3 more zero's.... as Scranton handcuffs the Beacon hitters en route to a 3-0 Opening Game Win!



Team	1	2	3	4	5	6	7	8	9	R	H	E	LOB	DP
Scranton Spanish Flies	2	0	0	0	0	0	0	0	1	3	5	0	7	0
Beacon Braves	0	0	0	0	0	0	0	0	0	0	3	1	3	2

Scranton Spanish Flies (Game 1)																								
NAME	FT	AB	R	HR	BI	2B	3B	HR	TB	SO	BB	IBB	HBP	SH	SF	SB	CS	GDP	AVG	PO	A	E	DP	PB
M. STRAW, cf		5	0	0	0	0	0	0	0	0	0	0	0	0	0	0	0	0	0.000	3	0	0	0	0
N. LOPEZ, ss		3	1	0	0	0	0	0	0	1	1	0	0	0	0	0	0	0	0.000	4	2	0	0	0
J. POLANCO, 2b		2	1	0	0	0	0	0	0	2	0	0	0	0	0	0	0	0	0.000	0	2	0	0	0
L. ROBERT, rf		3	0	0	0	0	0	0	0	0	0	0	1	0	0	0	0	0	0.000	3	0	0	0	0
M. MACHADO, 3b		2	0	0	1	0	0	0	0	1	0	0	0	1	0	0	0	0	0.000	0	5	0	0	0
D. RUF, lf		3	0	1	1	0	0	0	1	0	0	0	0	0	0	0	0	1	.333	0	0	0	0	0
J. CHAVEZ, p		0	0	0	0	0	0	0	0	0	0	0	0	0	0	0	0	0	-					
P. SMITH, ph		1	1	1	0	0	1	4	0	0	0	0	0	0	0	0	0	0	1.000	0	0	0	0	0
O. NARVAEZ, c		0	0	0	0	0	0	0	0	0	0	0	0	0	0	0	0	0	-	1	0	0	0	0
B. BELT, 1b		4	0	0	0	0	0	0	2	0	0	0	0	0	0	0	0	0	.000	10	0	0	0	0
D. VARSHO, c		4	0	2	0	0	0	2	0	0	0	0	0	0	0	0	0	0	.500	6	1	0	0	0
R. RODRIGUEZ, p		0	0	0	0	0	0	0	0	0	0	0	0	0	0	0	0	0	-					
A. HOUSER, p		2	0	0	0	0	0	0	2	1	0	0	0	0	0	0	0	0	.000					
R. BLEIER, p		0	0	0	0	0	0	0	0	0	0	0	0	0	0	0	0	0	-					
W. MYERS, lf		1	0	1	0	1	0	2	0	0	0	0	0	0	0	0	0	0	1.000	0	0	0	0	0
Totals		30	3	5	3	1	0	1	9	5	5	0	1	0	0	0	0	1						

NAME	FT	G	SC	IP	H	R	ER	2B	3B	HR	BF	SO	BB	IBB	HB	SH	SF	WP	BK	IR	ERA	
A. HOUSER, W, 1-0		72	6.0	2	0	0	1	0	0	0	21	5	1	0	0	0	0	0	0	0	0	.00
R. BLEIER, SOP H, 1		1.1	1	0	0	0	0	0	0	0	4	1	0	0	0	0	0	0	0	0	1	.00
J. CHAVEZ, SOP H, 1		.2	0	0	0	0	0	0	0	0	2	0	0	0	0	0	0	0	0	0	1	.00
R. RODRIGUEZ, SOP S, 1		1.0	0	0	0	0	0	0	0	0	3	1	0	0	0	0	0	0	0	0	0	.00
Totals		9.0	3	0	0	1	0	0	0	0	30	7	1	0	0	0	0	0	0	0	2	

Beacon Braves (Game 1)																									
NAME	FT	AB	R	HR	BI	2B	3B	HR	TB	SO	BB	IBB	HBP	SH	SF	SB	CS	GDP	AVG	PO	A	E	DP	PB	
S. MARTE, cf		4	0	0	0	0	0	0	0	0	0	0	0	0	0	0	0	0	0.000	6	0	0	0	0	
P. GOLDSCHMIDT, 1b		4	0	0	0	0	0	0	0	3	0	0	0	0	0	0	0	0	0.000	10	1	0	2	0	
J. MARTINEZ, lf		3	0	1	0	0	0	0	1	1	0	0	0	0	0	0	0	0	.333	0	0	0	0	0	
R. LAUREANO, pr-lf		1	0	0	0	0	0	0	0	1	0	0	0	0	0	0	0	1	0.000	1	0	0	0	0	
M. BRANTLEY, rf		3	0	1	0	1	0	0	2	1	0	0	0	0	0	0	0	0	.333	2	0	0	0	0	
J. SEGURA, 2b		3	0	0	0	0	0	0	0	0	0	0	0	0	0	0	0	0	.000	0	2	0	0	0	
N. ARENADO, 3b		3	0	0	0	0	0	0	0	0	0	0	0	0	0	0	0	0	.000	0	1	0	0	0	
I. KINER-FALEFA, ss		3	0	1	0	0	0	0	1	0	0	0	0	0	0	0	1	0	.333	2	5	0	2	0	
E. DIAZ, c		3	0	0	0	0	0	0	0	0	0	0	0	0	0	0	0	0	.000	6	0	0	0	0	
M. STROMAN, p		1	0	0	0	0	0	0	0	1	0	0	0	0	0	0	0	0	.000						
R. PRESSLY, p		0	0	0	0	0	0	0	0	0	0	0	0	0	0	0	0	0	-						
J. CHOI, ph		0	0	0	0	0	0	0	0	0	1	0	0	0	0	0	0	0	-	0	0	0	0	0	
W. CASTRO, pr		0	0	0	0	0	0	0	0	0	0	0	0	0	0	0	0	0	-	0	0	0	0	0	
L. JACKSON, p		0	0	0	0	0	0	0	0	0	0	0	0	0	0	0	0	0	-						
R. THOMPSON, p		0	0	0	0	0	0	0	0	0	0	0	0	0	0	0	0	0	-						
H. BADER, ph		1	0	0	0	0	0	0	0	0	0	0	0	0	0	0	0	0	.000	0	0	0	0	0	
D. STECKENRIDER, p		0	0	0	0	0	0	0	0	0	0	0	0	0	0	0	0	0	-						
C. SADLER, p		0	0	0	0	0	0	0	0	0	0	0	0	0	0	0	0	0	-						
Totals		29	0	3	0	1	0	0	4	7	1	0	0	0	0	0	1	1	0						

NAME	FT	G	SC	IP	H	R	ER	2B	3B	HR	BF	SO	BB	IBB	HB	SH	SF	WP	BK	IR	ERA	
M. STROMAN, L, 0-1		60	5.1	2	2	0	0	0	0	0	23	4	4	0	1	0	1	0	0	0	.00	
R. PRESSLY		.2	0	0	0	0	0	0	0	0	1	0	0	0	0	0	0	0	0	0	2	.00
L. JACKSON		1.0	1	0	0	0	0	0	0	0	5	1	1	0	0	0	0	0	0	0	.00	
R. THOMPSON		1.0	0	0	0	0	0	0	0	0	3	0	0	0	0	0	0	0	0	0	.00	
D. STECKENRIDER		.2	2	1	1	1	0	1	4	0	0	0	0	0	0	0	0	0	0	0	13.50	
C. SADLER		.1	0	0	0	0	0	0	1	0	0	0	0	0	0	0	0	0	0	0	1	.00
Totals		9.0	5	3	1	1	0	1	37	5	5	0	1	0	1	0	1	0	0	3		

GAME 4.....

Beacon Bats Breakout Bigly!

Michael Brantley with 3 hits, and Einar Diaz with a Monster 3 run dinger! This one downgrades Scranton pitcher, Framer Valdez, as Beacon puts up a Six Spot in the 4th inning. They don't score anymore after this.....but they don't have to. The Brave pitching holds down the Scranton bats, and Beacon WINS this one 6-2.

On top of that, they hit often-injured Luis Robert with two fastballs. He goes to the ground each time, but somehow stands up and trots to firstbase. We breathe a sigh of relief.

The Braves live to see another day, and wonder if this was where the momentum changes and swings Beacon's way.

Beacon Braves at Scranton Spanish Flies														
Team	1	2	3	4	5	6	7	8	9	R	H	E	LOB	DP
Beacon Braves	0	0	0	6	0	0	0	0	0	6	6	0	5	0
Scranton Spanish Flies	0	1	0	0	0	1	0	0	0	2	5	1	8	1

Beacon Braves (Game 4)																								
NAME	FT	AB	R	HR	BI	2B	3B	HR	TB	SO	BB	IBB	HBP	SH	SF	SB	CS	GDP	AVG	PO	A	E	DP	PB
S. MARTE, rf-cf		4	1	0	0	0	0	0	0	1	1	0	0	0	0	2	0	0	.118	2	0	0	0	0
P. GOLDSCHMIDT, 1b		3	1	0	0	0	0	0	0	2	2	0	0	0	0	2	0	0	.118	9	0	0	0	0
J. MARTINEZ, lf		3	0	0	0	0	0	0	0	1	1	0	0	0	0	0	0	0	.071	0	0	0	0	0
F. MONTAS, p		0	0	0	0	0	0	0	0	0	0	0	0	0	0	0	0	0	-					
J. SEGURA, 2b		3	1	0	0	0	0	0	0	1	1	0	0	0	0	0	0	0	.063	3	2	0	0	0
H. BADER, cf		1	0	0	0	0	0	0	0	0	0	0	0	0	0	0	0	0	.000	1	0	0	0	0
M. BRANTLEY, rf		3	1	3	1	0	1	0	5	0	0	0	0	0	0	0	0	0	.538	0	0	0	0	0
N. ARENADO, 3b		4	1	1	1	0	0	0	1	0	0	0	0	0	0	0	0	0	.063	1	3	0	0	0
I. KINER-FALEFA, ss		4	0	0	0	0	0	0	0	0	0	0	0	0	0	0	0	0	.353	0	3	0	0	0
E. DIAZ, c		4	1	1	3	0	0	1	4	3	0	0	0	0	0	0	0	0	.250	11	1	0	0	0
G. COLE, p		1	0	0	0	0	0	0	0	1	0	0	0	0	0	0	0	0	.000					
L. JACKSON, p		1	0	0	0	0	0	0	0	1	0	0	0	0	0	0	0	0	.000					
L. TRIVINO, p		0	0	0	0	0	0	0	0	0	0	0	0	0	0	0	0	0	-					
P. REYES, ph		1	0	0	0	0	0	0	0	0	0	0	0	0	0	0	0	0	.000	0	0	0	0	0
R. LAUREANO, lf		1	0	1	0	0	0	0	1	0	0	0	0	0	0	0	0	0	.500	0	0	0	0	0
Totals		33	6	6	5	0	1	1	11	10	5	0	0	0	0	4	0	1						

NAME	FT	G	SC	IP	H	R	ER	2B	3B	HR	BF	SO	BB	IBB	HB	SH	SF	WP	BK	IR	ERA
G. COLE		49	2.0	2	1	1	0	0	0	0	10	2	1	0	1	0	0	0	0	0	4.50
L. JACKSON, W, 1-1		3.0	1	0	0	0	0	0	0	0	10	4	0	0	0	1	0	0	0	1	2.08
L. TRIVINO, SOP H, 1		1.0	1	1	1	0	1	0	1	0	5	1	0	0	1	0	0	0	0	0	9.00
F. MONTAS, SOP S, 1		3.0	1	0	0	0	0	0	0	0	12	3	2	0	0	0	0	0	0	0	.00
Totals		9.0	5	2	2	0	1	0	0	0	37	10	3	0	2	1	0	0	0	1	

INJURIES : H. BADER (20 days)



Scranton Spanish Flies (Game 4)																								
NAME	FT	AB	R	HR	BI	2B	3B	HR	TB	SO	BB	IBB	HBP	SH	SF	SB	CS	GDP	AVG	PO	A	E	DP	PB
N. LOPEZ, ss		5	0	1	0	0	0	0	1	1	0	0	0	0	0	0	0	0	.176	1	3	0	1	0
G. LUX, rf		4	0	0	0	0	0	0	0	1	0	0	0	0	0	0	0	0	.077	3	0	0	0	0
J. POLANCO, 2b		4	0	0	0	0	0	0	0	1	0	0	0	0	0	0	0	0	.067	3	3	0	1	0
L. ROBERT, cf		2	2	0	0	0	0	0	0	1	0	0	2	0	0	1	0	0	.214	1	0	0	0	0
M. MACHADO, 3b		4	0	1	1	0	1	0	3	1	0	0	0	0	0	0	0	0	.200	0	2	1	0	0
D. RUF, lf		2	0	0	0	0	0	0	0	1	1	0	0	0	0	0	0	0	.111	0	0	0	0	0
S. McCLANAHAN, p		0	0	0	0	0	0	0	0	0	0	0	0	0	0	0	0	0	-					
J. ROJAS, ph		1	0	0	0	0	0	0	0	0	0	0	0	0	0	0	0	0	.000	0	0	0	0	0
B. BELT, 1b		4	0	1	1	0	0	0	1	3	0	0	0	0	0	0	0	0	.063	9	0	0	1	0
D. VARSHO, c		4	0	2	0	0	0	0	2	1	0	0	0	0	0	0	0	0	.357	10	1	0	0	0
F. VALDEZ, p		1	0	0	0	0	0	0	0	0	0	0	0	0	1	0	0	0	.000					
M. STRAW, lf		0	0	0	0	0	0	0	0	0	2	0	0	0	0	0	0	0	.222	0	0	0	0	0
Totals		31	2	5	2	0	1	0	7	10	3	0	2	1	0	1	0	0						

NAME	FT	G	SC	IP	H	R	ER	2B	3B	HR	BF	SO	BB	IBB	HB	SH	SF	WP	BK	IR	ERA
F. VALDEZ, L, 0-1		47	6.2	4	6	5	0	1	1	30	8	5	0	0	0	0	0	0	0	0	6.75
S. McCLANAHAN		2.1	2	0	0	0	0	0	0	8	2	0	0	0	0	0	0	0	0	2	.00
Totals		9.0	6	6	5	0	1	1	38	10	5	0	0	0	0	0	0	0	2		

GAME 5....

Beacon throws their Ace, Strohman in the hopes that he can be effective this time.....but he was not. We knock him out of the game before the 3rd inning. Scranton scores FIVE in the 3rd inning and Stohman's going to the showers. Brandon Belt wakes up and strokes a 2 run homer to finally contribute some offense to Scranton's cause. Beacon doesn't pout about it, they keep plugging away, tallying single runs in 5 out of the first 8 innings. The Braves put up FOUR homers in this game. Two by Goldschmidt. They tie it up 5-5.

Bot 8th.....

Beacon has their stud reliever, Aaron Lefty Loup on the mound. His grade 25 is a killer on my lefty hitters....his 1st inning of relief went 1-2-3. But now, in his 2nd inning, he might be getting a little tired. He gives up a hit and run single to Lux, a lefty, and up steps yet another lefthanded hitter in Brandon Belt. We already pulled Ruf and our other firstbaseman, Pavin Smith was used to pinch hit. So we gotta keep Belt in the game, and at the plate, his minus 3 handicap be damned. At this point, we don't even know if its possible to get a base hit against a Net Grade 28.

And then we get the answer to that: Yes it is! A HOMER!

He buries it! It more than clears the rightfield fence for a three run homer, Belts 2nd in the game. This puts us ahead 8-5 and Beacon will be down to their last 3 outs.

Top 9.....Generic reliever Rich Rodriguez takes the mound for Scranton, looking for those 3 outs. Rodriguez has been out of ML baseball all season, so he's kind of an Innocuous guy to be in the game with a World Series on the line.

Rich gives up a single and double, and a single run, but he gets the third out before any more runs score, and Scranton WINS the game 8-6!

And we win the World Series 4 games to 1.

Team	1	2	3	4	5	6	7	8	9	R	H	E	LOB	DP
Beacon Braves	1	1	0	0	1	0	1	1	1	6	8	1	7	0
Scranton Spanish Flies	0	0	5	0	0	0	0	3		8	8	0	5	1

Beacon Braves (Game 5)																							
NAME	FT	AB	R	HRBI	2B	3B	HR	TB	SO	BB	IBB	HBP	SH	SF	SB	CS	GDP	AVG	PO	A	E	DP	PB
S. MARTE, cf		5	1	1	0	0	0	0	1	1	0	0	0	0	0	0	0	.136	4	0	1	0	
P. GOLDSCHMIDT, 1b		4	2	3	3	1	0	2	10	0	1	0	0	0	0	1	0	.238	4	0	0	0	
J. MARTINEZ, lf		4	1	1	1	0	0	1	4	0	0	0	0	0	0	0	0	.111	3	0	0	0	
A. LOUP, p		0	0	0	0	0	0	0	0	0	0	0	0	0	0	0	0	-					
R. PEREZ, ph		1	0	0	0	0	0	0	0	0	0	0	0	0	0	0	0	.000	0	0	0	0	
M. BRANTLEY, rf		4	0	1	0	1	0	0	2	0	0	0	0	0	0	0	0	.471	0	0	0	0	
P. REYES, pr-lf		1	1	0	0	0	0	0	0	1	0	0	0	0	0	0	0	.000	0	0	0	0	
J. SEGURA, 2b		3	0	0	0	0	0	0	0	0	1	0	0	0	0	0	0	.053	0	2	0	0	
N. ARENADO, 3b		2	1	1	1	0	0	1	4	0	2	0	0	0	0	0	0	.111	0	2	0	0	
I. KINER-FALEFA, ss		4	0	1	1	1	0	0	2	0	0	0	0	0	1	0	1	.333	1	0	0	0	
E. DIAZ, c		2	0	0	0	0	0	0	0	0	2	0	0	0	0	0	0	.222	10	0	0	0	0
M. STROMAN, p		1	0	0	0	0	0	0	0	1	0	0	0	0	0	0	0	.000					
D. STECKENRIDER, p		0	0	0	0	0	0	0	0	0	0	0	0	0	0	0	0	-					
J. CHOI, ph		1	0	0	0	0	0	0	0	0	0	0	0	0	0	0	0	.000	0	0	0	0	
R. PRESSLY, p		0	0	0	0	0	0	0	0	0	0	0	0	0	0	0	0	-					
W. CASTRO, ph		1	0	0	0	0	0	0	0	1	0	0	0	0	0	0	0	.333	0	0	0	0	
R. LAUREANO, lf-rf		1	0	0	0	0	0	0	0	1	0	0	0	0	0	0	0	.400	2	0	0	0	
Totals		34	6	8	6	3	0	4	23	5	6	0	0	0	2	0	1						

NAME	FT	G	SC	IP	H	R	ER	2B	3B	HR	BF	SO	BB	IBB	HB	SH	SF	WP	BK	IR	ERA				
M. STROMAN		36	2.2	4	4	4	1	1	0	15	4	2	0	0	0	0	0	0	0	0	4.50	0	1	0	0
D. STECKENRIDER		.1	1	1	1	0	0	1	2	0	0	0	0	0	0	0	0	0	0	1	6.75	0	0	0	0
R. PRESSLY		3.0	1	0	0	0	0	0	0	11	3	1	0	0	0	0	0	0	0	0	.00	0	0	0	0
A. LOUP, L, 0-1		2.0	2	3	3	0	0	1	9	1	1	0	0	0	0	0	0	0	0	0	5.40	0	0	0	0
Totals		8.0	8	8	8	1	1	2	37	8	4	0	0	0	0	0	0	0	1		24	5	1	0	0

Scranton Spanish Flies (Game 5)																								
NAME	FT	AB	R	HRBI	2B	3B	HR	TB	SO	BB	IBB	HBP	SH	SF	SB	CS	GDP	AVG	PO	A	E	DP	PB	
M. STRAW, cf		4	0	0	0	0	0	0	0	1	1	0	0	0	0	0	0	.154	2	0	0	0		
N. LOPEZ, ss		4	1	2	0	0	1	0	4	0	0	0	0	0	0	0	0	.238	2	4	0	1		
J. POLANCO, 2b		3	1	1	1	0	0	0	1	0	1	0	0	0	0	0	0	.111	6	4	0	1		
L. ROBERT, rf		4	0	0	0	0	0	0	0	1	0	0	0	0	0	0	0	.167	0	0	0	0		
M. MACHADO, 3b		3	2	1	1	1	0	0	2	0	1	0	0	0	0	0	0	.222	0	5	0	0		
D. RUF, lf		2	1	1	1	0	0	0	1	1	0	0	0	0	0	0	0	.182	0	0	0	0		
G. LUX, lf		2	1	1	0	0	0	0	1	0	0	0	0	0	0	0	0	.133	0	0	0	0		
B. BELT, 1b		4	2	2	5	0	0	2	8	2	0	0	0	0	0	0	0	.150	12	0	0	1		
D. VARSHO, c		3	0	0	0	0	0	0	0	1	1	0	0	0	0	0	0	.294	3	0	0	0	0	
R. RODRIGUEZ, p		0	0	0	0	0	0	0	0	0	0	0	0	0	0	0	0	-						
A. HOUSER, p		2	0	0	0	0	0	0	0	2	0	0	0	0	0	0	0	.000						
P. SMITH, ph		1	0	0	0	0	0	0	0	0	0	0	0	0	0	0	0	.500	0	0	0	0		
B. TREINEN, p		0	0	0	0	0	0	0	0	0	0	0	0	0	0	0	0	.000						
B. RODGERS, ph	I	1	0	0	0	0	0	0	0	0	0	0	0	0	0	0	0	.000	0	0	0	0		
O. NARVAEZ, c		0	0	0	0	0	0	0	0	0	0	0	0	0	0	0	0	-		2	0	0	0	0
Totals		33	8	8	8	1	1	2	17	8	4	0	0	0	0	0	0							

NAME	FT	G	SC	IP	H	R	ER	2B	3B	HR	BF	SO	BB	IBB	HB	SH	SF	WP	BK	IR	ERA				
A. HOUSER		50	6.0	3	3	3	0	0	3	26	2	6	0	0	0	0	0	0	0	0	2.25	0	1	0	0
B. TREINEN, SOP BS, 1; W, 2-0		2.0	3	2	2	2	0	1	9	1	0	0	0	0	0	0	0	0	0	0	4.15	0	0	0	0
R. RODRIGUEZ, SOP S, 2		1.0	2	1	1	1	0	0	5	2	0	0	0	0	0	0	0	0	0	0	1.93	0	0	0	0
Totals		9.0	8	6	6	3	0	4	40	5	6	0	0	0	0	0	0	0			27	14	0	1	0



End of series team category stats look like this:

U-TCBA22 - TCBA TODAY ML2021 World Series - Club Fielding

2 Teams	FLD	G	PO	A	E	DP	TP	PB	OSB	OCS
Scranton Spanish Flies	.990	5	147	53	2	3	0	0	13	3
Beacon Braves	.989	5	141	42	2	3	0	0	1	0

Fielding was pretty much even, with both teams botching 2 plays. But the BIG difference comes in the stolen bases. Scranton only stole ONE

base, as the +6 on the Beacon Catcher scared the bejeebers out of our runners, and they hugged firstbase when they got there. Beacon, on the other hand, ran like Richard Pryor on crack, as the Brave runners rack up 13 stolen bases against Daulton Varsho, who then tells us that he's a pretty fine outfielder, and why don't we use him there nex season?

U-TCBA22 - TCBA TODAY ML2021 World Series - Club Pitching

2 Teams	ERA	G	CG	SHO	QS	SV	IP	H	R	ER	HR	SO	BB
Scranton Spanish Flies	2.76	5	0	0	3	3	49.0	35	16	15	5	46	17
Beacon Braves	3.26	5	0	0	1	1	47.0	30	19	17	4	42	17

Pitching-wise....the two teams were fairly even....not all that many runs scored for a 5 game series.

U-TCBA22 - TCBA TODAY ML2021 World Series - Club Batting

2 Teams	AVG	OBP	SLG	G	AB	H	2B	3B	HR	R	R/G	SO	BB	LOB
Beacon Braves	.197	.267	.365	5	178	35	11	2	5	16	3.2	46	17	32
Scranton Spanish Flies	.180	.265	.293	5	167	30	3	2	4	19	3.8	42	17	30

Batting....neither team has anything to be proud of there. The main difference is that Beacon had TWICE as many xbase hits than Scranton, 18 to 9. The Spanflies had the same number of walks, and less hits than Beacon, yet we outscored them 19-16. I guess we just came thru in the clutch more than the Braves did.

There is no doubt the breaks broke Scranton's way....a lineout double play from second base to pick the runner off of third, broke the back of a crucial Beacon rally, stands out in my mind.

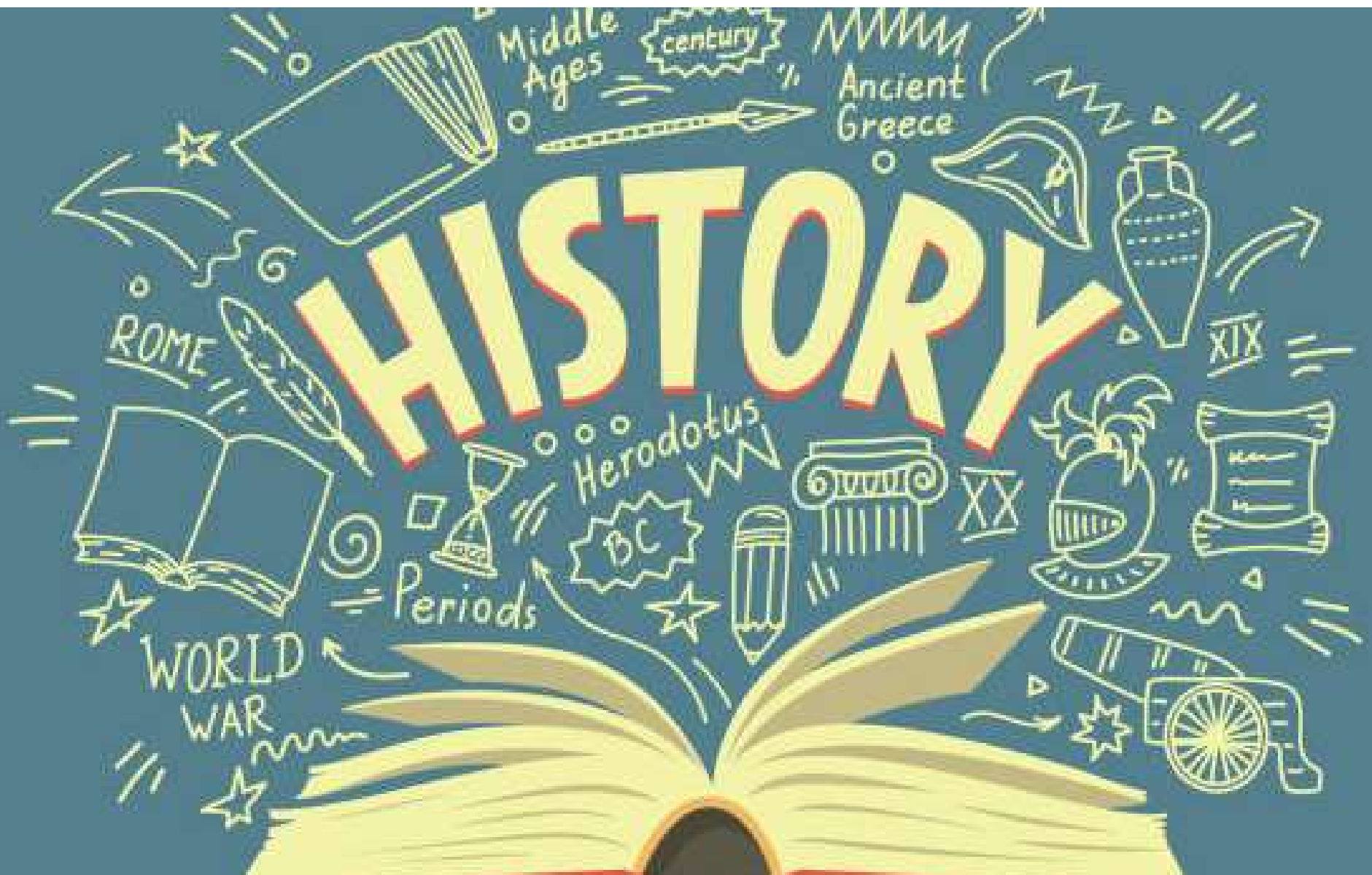
A couple of games with dead bats for Beacon, and a couple of breaks for Scranton is all it takes in a short series to pull an upset, and the Spanfllys were able to take full advantage of it. We definitely think that Beacon had the better 26 man team...winning the most games in the league during the Regular season.....but in the short Playoff series, we were able to put 4 wins on the board before Beacon was able to get 2.

Hats off to the Beacon general manager for building one of the better all around teams seen in many, many seasons. Their 117 wins was testament to that. Scranton knows that Jo Boo was on the Spanfllys side in this one!

Martin J. Fiehl, correspondent



HISTORY



21st Century Baseball Association

TCBA News

TCBA Books

Aaron
Hits
#785

Photos

Hall of Fame

Managers

Stats

Teams

Hobbs' Triple Play

www.TCBA.INFO




TCBA



1975 - 2022





2020 – Newark Eagles
2021 – Eastport Athletics
2022 – Scranton Spanish Flies




the
2010s

DECADE IN REVIEW



2010 – Scranton Spanish Flies **2015- Scranton Spanish Flies**
2011 – Fargo Fungoes **2016 – Rochester Cheetahs**
2012 – Bethesda Bambinos **2017 – Beacon Braves**
2013 – Bethesda Bambinos **2018 – Bethesda Bambinos**
2014 – Newark Eagles **2019 – Long Island Islanders**



2000's



2000 – Long Island Islanders

2001 – Farmington Rats

2002 – Scranton Spanish Flies

2003 – Horseshoe Bay Polos

2004 – Newark Eagles

2005 – Pennsylvania Keystones

2006 – Farmington Rats

2007 – Long Island Islanders

2008 – Horseshoe Bay Polos

2009 – Silver Spring Senators

1990s



1990 – Scranton Spanish Flies **1995 – Horseshoe Bay Polos**
1991 – Scranton Spanish Flies **1996 – Bethesda Bambinos**
1992 – Bethesda Bambinos **1997 – Rapidan Rapids**
1993 – Scranton Spanish Flies **1998 – Newark Eagles**
1994 – Scranton Spanish Flies **1999 – Newark Eagles**

TIME

8

0

S



1980 – Norfolk Pilots **1985 – Long Island Islanders**
1981 – Winnebago Indians **1986 – Meadowlands Spartans**
1982 – Winnebago Indians **1987 – Long Island Islanders**
1983 – Long Island Islanders **1988 – Scranton Spanish Flies**
1984 – Mimosa Mirthmakers **1989 – Beacon Braves**

ZOO



1975 – Harbor Beach Combers
1976 – Hyde Park Vitamen
1977 – Shiloh Spurs
1978 – Greylock Gators
1979 – Rockford Patriots



1944-1974
TCBA
YESTERDAY

“The best thing about baseball today is its yesterdays.” Lawrence Ritter



An aerial photograph of a baseball stadium, showing the green field, brown dirt base paths, and the surrounding seating areas. The stadium is filled with spectators. In the background, there are several tall stadium lights. Overlaid on the center of the field is a list of teams and their years.


1970 – Fortney Gators
1971 – Newmarket Eh's
1972 – Hyde Park VitaMen
1973 – Long Island Islanders
1974 – Norfolk Pilots





- 1960 – Bradenton Buckeyes**
- 1961 – Wilderness Wraiths**
- 1962 – South Starrucca Ainspans**
- 1963 – South Starrucca Ainspans**
- 1964 – Mimosa Mirthmakers**
- 1965 – Bergen Barflies**
- 1966 – South Starrucca Ainspans**
- 1967 – South Starrucca Ainspans**
- 1968 – Long Island Islanders**
- 1969 – Cleveland Spiders**

THE FABULOUS FIFTIES






1950 – South Starrucca Ainspans
1951 – Mimosa Mirthmakers
1952 – Fortney Gators
1953 – Fortney Gators
1954 – South Starrucca Ainspans

1955 – Norfolk Pilots
1956 – Hyde Park VitaMen
1957 – Hyde Park VitaMen
1958 – Hyde Park VitaMen
1959 – Bradenton Buckeyes

1940s





1944 – Long Island Islanders
1945 – Mexicali Mallards
1946 – Sacramento Solons
1947 – Mimosa Mirthmakers
1948 – Bradenton Buckeyes
1949 – Bradenton Buckeyes



**TCBA GOLD
1921-1943**

1040s

An aerial, black and white photograph of a baseball field during a game. The field is diamond-shaped with a pitcher's mound in the center. Several players are visible on the field, including one in the pitcher's circle and others on the bases and in the outfield. The stands are filled with spectators. In the background, there are several large signs or advertisements on the outfield fence. The text is overlaid on the right side of the image.

1940 – Chesapeake Regnads
1941 – Bergen Barflies
1942 – Sacramento Solons
1943 – South Starrucca Ainspans

MARSHALL ISLANDS

1930 ▶ DECADE OF THE GREAT DEPRESSION • 1939

THE 20TH CENTURY

60



ECONOMIC DEPRESSION ENGULFS THE WORLD

1930s



1930 – Kilkenny Gaelics

1931 – Long Island Islanders

1932 – South Starrucca Ainspans

1933 – Portsmouth Pubdwellers

1934 – Hyde Park VitaMen

1935 – Mimosa Mirthmakers

1936 – Fortney Gators


1937 - South Starrucca Ainspans

1938 – Kilkenny Gaelics

1939 – South Starrucca Ainspans

The Roaring

TWENTIES





1921 – Long Island Islanders
1922 – Bergen Barflies
1923 – Siouxland Explorers
1924 – Bergen Barflies
1925 – Mimosa Mirthmakers
1926 – Fortney Gators
1927 – Bergen Barflies
1928 – Bergen Barflies
1929 – Long Island Islanders



**TCBA ORIGINS 1902 – 1910
(proposed through 1920)**


11


9

11

10

8






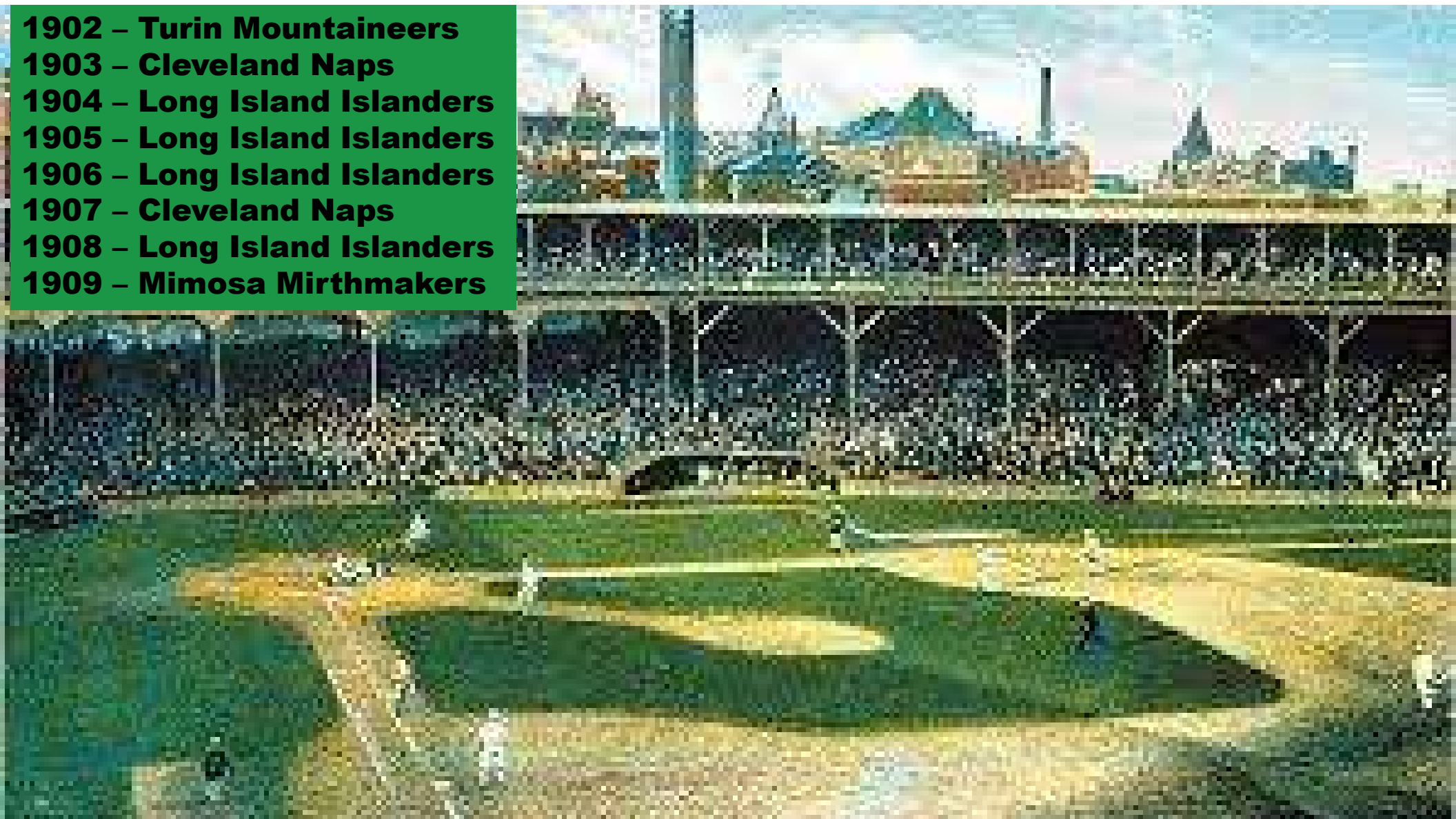
- 1910 – Bradenton Buckeyes**
- 1911 –**
- 1912 –**
- 1913 –**
- 1914 –**
- 1915 –**
- 1916 –**
- 1917 –**
- 1918 –**
- 1919 –**

POLO GROUNDS, N.Y.
PITTSBURGH vs NEW YORK
MAY 10, 1905
ATTEN
BY THE
1905

1900s



1902 – Turin Mountaineers
1903 – Cleveland Naps
1904 – Long Island Islanders
1905 – Long Island Islanders
1906 – Long Island Islanders
1907 – Cleveland Naps
1908 – Long Island Islanders
1909 – Mimosa Mirthmakers



1876 - 1900



GENESIS

**Our next project will be a hybrid experiment,
integrating MLB 1876-1900 with the Negro
leagues of 1924-1948 in a 25 year adventure.**

**COMING
SOON**



THE END IS NEAR

THE END