




silverSpring®

Senators



## SILVER SPRING SENATORS 2022 Opening Day Starting Lineup



**1-Jonathan India      2-Trea Turner, SS**  
**3-Anthony Rendon, 3B   4-Chris Taylor, CF**  
**5-Alex Verdugo, CF   6-Anthony Santander, LF**  
**7-Francisco Mejia, C   8-Dan Vogelbach, 1B**  
**9-Trevor Rogers, P**

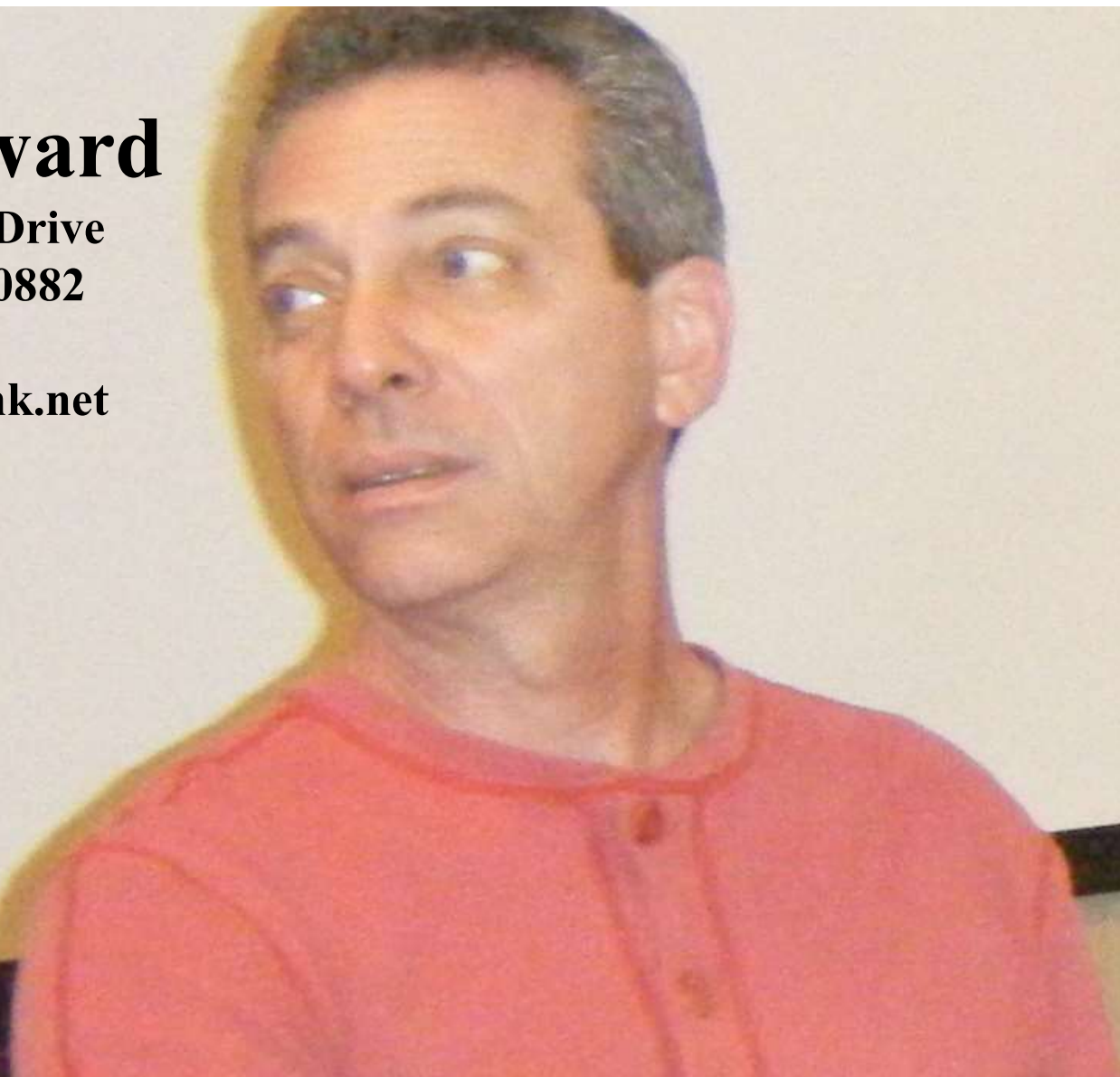
# **Frank Howard**

**21645 Ripplemead Drive**

**Laytonsville, MD 20882**

**(301) 519-1477**

**[fdhoward@earthlink.net](mailto:fdhoward@earthlink.net)**



20 Pitchers	Tm	Lg	W	L	PCT	SV	ERA	G	GS	CG	SHO	QS	IP	H	R	ER	HR	SO	BB
HERNANDEZ, D.	SI	TY	4	3	.571	1	2.25	48	0	0	0	0	48.0	31	14	12	5	54	22
BARNES, M.	SI	TY	2	2	.500	3	2.66	51	0	0	0	0	61.0	45	27	18	6	73	21
JAVIER, C.	SI	TY	4	4	.500	3	2.98	43	9	1	1	5	99.2	69	35	33	9	135	53
FLAHERTY, J.	SI	TY	6	3	.667	0	3.16	15	15	1	0	8	88.1	68	34	31	15	98	29
ROGERS, T.	SI	TY	10	7	.588	0	3.47	25	25	1	0	14	145.1	94	58	56	18	162	55
ROMANO, J.	SI	TY	4	8	.333	22	3.92	60	0	0	0	0	64.1	44	31	28	17	67	20
REYES, A.	SI	TY	2	6	.250	0	4.01	68	0	0	0	0	74.0	59	41	33	12	108	53
LUCCHESI, J.	SI	TY	2	2	.500	1	4.20	8	7	0	0	3	40.2	43	22	19	7	33	13
GERMAN, D.	SI	TY	6	5	.545	0	4.42	19	19	0	0	8	108.0	112	59	53	26	113	23
KELLY, J.	SI	TY	2	2	.500	0	5.06	40	0	0	0	0	42.2	46	29	24	4	50	18
ANDERSON, C.	SI	TY	1	2	.333	0	5.09	16	4	0	0	0	58.1	68	35	33	11	57	21
BUNDY, D.	SI	TY	7	10	.412	0	5.27	23	19	1	0	7	124.2	152	79	73	25	115	42
CROWE, W.	SI	TY	6	8	.429	0	5.46	25	21	0	0	4	125.1	147	94	76	29	106	51
WOODFORD, J.	SI	TY	2	3	.400	0	5.64	30	8	0	0	3	75.0	75	53	47	14	60	26
RAMIREZ, N.	SI	TY	1	2	.333	0	6.23	34	0	0	0	0	34.2	41	26	24	5	27	18
TORREYES, R.	SI	TY	0	0	-	0	6.35	3	0	0	0	0	5.2	8	7	4	2	3	3
JAX, G.	SI	TY	3	10	.231	0	6.52	21	20	1	0	4	107.2	130	88	78	32	85	43
HOERNER, N.	SI	TY	0	1	.000	0	6.75	2	0	0	0	0	4.0	2	3	3	0	1	3
CHAPMAN, A.	SI	TY	5	6	.455	0	7.36	57	0	0	0	0	55.0	51	52	45	16	64	36
WIDENER, T.	SI	TY	1	10	.091	0	7.87	16	15	1	0	2	74.1	97	69	65	17	71	43
Silver Spring Senators			68	94	.420	30	4.73	604	162	6	1	58	1436.2	1382	856	755	270	1482	593

20 Pitchers	Tm	Lg	SUP/9	R/9	ERA	BF/9	BR/9	H/9	BB/9	SO/9	HR/9	ERPT	OBA	BF	BR	IBB	HB	WP	BK
HERNANDEZ, D.	SI	TY	.0	2.63	2.25	37.5	10.5	5.8	3.8	10.1	.94	9.7	.182	200	56	2	5	1	0
BARNES, M.	SI	TY	.0	3.98	2.66	37.2	9.9	6.6	3.0	10.8	.89	9.6	.199	252	67	1	2	2	0
JAVIER, C.	SI	TY	3.2	3.16	2.98	37.5	11.0	6.2	4.7	12.2	.81	12.0	.192	415	122	1	1	3	0
FLAHERTY, J.	SI	TY	5.1	3.46	3.16	36.2	10.3	6.9	3.0	10.0	1.53	8.9	.214	355	101	0	4	1	0
ROGERS, T.	SI	TY	5.4	3.59	3.47	36.7	9.8	5.8	3.4	10.0	1.11	9.7	.181	593	158	0	9	1	0
ROMANO, J.	SI	TY	.0	4.34	3.92	36.4	9.1	6.2	2.7	9.4	2.38	1.1	.188	260	65	1	2	0	0
REYES, A.	SI	TY	.0	4.99	4.01	41.1	13.6	7.2	6.2	13.1	1.46	.4	.208	338	112	2	2	1	0
LUCCHESI, J.	SI	TY	2.7	4.87	4.20	39.8	13.5	9.5	2.9	7.3	1.55	-.6	.267	180	61	0	5	0	0
GERMAN, D.	SI	TY	4.6	4.92	4.42	38.3	11.7	9.3	1.9	9.4	2.17	-4.2	.262	460	140	0	5	3	0
KELLY, J.	SI	TY	.0	6.12	5.06	40.5	12.7	9.7	2.7	10.5	.84	-4.7	.267	192	60	5	1	1	1
ANDERSON, C.	SI	TY	2.0	5.40	5.09	40.6	14.0	10.5	3.2	8.8	1.70	-6.6	.288	263	91	0	2	0	0
BUNDY, D.	SI	TY	3.4	5.70	5.27	41.1	14.2	11.0	3.0	8.3	1.80	-16.7	.296	569	197	1	4	1	0
CROWE, W.	SI	TY	5.2	6.75	5.46	40.9	14.7	10.6	3.7	7.6	2.08	-19.4	.291	570	205	0	7	1	0
WOODFORD, J.	SI	TY	2.5	6.36	5.64	40.0	12.5	9.0	3.1	7.2	1.68	-13.1	.250	333	104	0	3	2	0
RAMIREZ, N.	SI	TY	.0	6.75	6.23	42.6	15.8	10.6	4.4	7.0	1.30	-8.3	.295	164	61	1	3	1	0
TORREYES, R.	SI	TY	.0	11.12	6.35	47.6	19.1	12.7	4.8	4.8	3.18	-1.4	.320	30	12	0	1	1	0
JAX, G.	SI	TY	3.7	7.36	6.52	41.0	15.0	10.9	3.6	7.1	2.67	-29.4	.297	491	179	0	6	2	0
HOERNER, N.	SI	TY	.0	6.75	6.75	42.8	13.5	4.5	6.8	2.3	.00	-1.2	.133	19	6	0	1	0	0
CHAPMAN, A.	SI	TY	.0	8.51	7.36	42.4	14.1	8.3	5.6	10.5	2.62	-20.2	.233	259	86	2	1	1	0
WIDENER, T.	SI	TY	4.5	8.35	7.87	43.0	17.9	11.7	5.1	8.6	2.06	-31.4	.324	355	148	1	9	1	0
Silver Spring Senators			3.0	5.36	4.73	39.5	12.7	8.7	3.6	9.3	1.69	-106.0	.249	6298	2031	17	73	23	1

34 Players	Tm	Lg	AVG	G	AB	R	H	2B	3B	HR	TB	RBI	SO	BB	ASB	SB	CS	SBP	GDP
ROMANO, J.	SI	TY	.500	60	2	0	1	0	0	0	1	0	1	0	0	0	0	-	0
TURNER, T.	SI	TY	.298	150	615	97	183	33	2	28	304	89	118	40	33	30	3	90.9	16
JIMENEZ, E.	SI	TY	.278	95	216	29	60	11	0	10	101	32	57	21	0	0	0	-	4
MEJIA, F.	SI	TY	.268	69	205	21	55	8	3	2	75	25	44	13	0	0	0	-	3
WOODFORD, J.	SI	TY	.267	30	15	1	4	0	0	0	4	1	5	0	0	0	0	-	0
VERDUGO, A.	SI	TY	.262	144	516	87	135	25	3	18	220	65	103	53	9	5	4	55.6	7
INDIA, J.	SI	TY	.261	145	518	83	135	34	0	25	244	83	112	76	16	9	7	56.3	4
CABRERA, M.	SI	TY	.254	125	398	39	101	12	1	12	151	57	93	44	0	0	0	-	9
RENDON, A.	SI	TY	.252	101	222	38	56	12	0	11	101	34	45	30	0	0	0	-	5
SANTANDER, A.	SI	TY	.243	116	366	49	89	20	0	20	169	59	103	22	1	1	0	100.0	6
HOERNER, N.	SI	TY	.238	104	172	21	41	9	0	1	53	11	33	10	5	5	0	100.0	3
TORREYES, R.	SI	TY	.232	108	323	43	75	16	1	10	123	27	41	21	3	2	1	66.7	6
TAYLOR, C.	SI	TY	.229	138	485	74	111	21	1	20	194	60	170	68	14	10	4	71.4	3
MEYERS, J.	SI	TY	.228	71	136	22	31	6	1	8	63	22	48	9	4	4	0	100.0	1
VOGELBACH, D.	SI	TY	.213	82	188	29	40	16	0	7	77	29	58	44	0	0	0	-	3
FLAHERTY, J.	SI	TY	.200	15	25	3	5	0	0	0	5	1	7	5	0	0	0	-	0
DOZIER, H.	SI	TY	.197	139	456	45	90	15	1	14	149	44	138	38	5	2	3	40.0	10
PEREZ, M.	SI	TY	.181	115	321	35	58	8	1	12	104	41	97	29	0	0	0	-	7
GERMAN, D.	SI	TY	.171	19	35	2	6	0	0	0	6	0	9	2	0	0	0	-	0
JAVIER, C.	SI	TY	.160	43	25	3	4	0	1	1	9	1	8	0	0	0	0	-	1
ADAMS, R.	SI	TY	.158	48	76	10	12	4	1	1	21	7	26	15	0	0	0	-	1
LUCCHESI, J.	SI	TY	.154	8	13	0	2	0	0	0	2	0	6	0	0	0	0	-	0
CROWE, W.	SI	TY	.143	25	35	3	5	1	0	0	6	3	12	2	0	0	0	-	1
WIDENER, T.	SI	TY	.143	16	21	2	3	0	0	0	3	1	10	3	0	0	0	-	0
ANDERSON, C.	SI	TY	.143	16	14	0	2	0	0	0	2	0	2	1	0	0	0	-	0
ROGERS, T.	SI	TY	.091	25	44	2	4	0	1	0	6	7	24	4	0	0	0	-	0
JAX, G.	SI	TY	.091	21	33	1	3	0	0	0	3	0	11	2	0	0	0	-	1
BUNDY, D.	SI	TY	.081	23	37	1	3	0	0	0	3	1	14	2	0	0	0	-	1
BARNES, M.	SI	TY	.000	51	3	0	0	0	0	0	0	0	1	0	0	0	0	-	0
CHAPMAN, A.	SI	TY	.000	57	1	0	0	0	0	0	0	0	1	1	0	0	0	-	0
KELLY, J.	SI	TY	.000	41	2	0	0	0	0	0	0	0	1	0	0	0	0	-	0
REYES, A.	SI	TY	.000	68	2	0	0	0	0	0	0	0	1	0	0	0	0	-	0
HERNANDEZ, D.	SI	TY	.000	48	1	0	0	0	0	0	0	0	1	0	0	0	0	-	0
RAMIREZ, N.	SI	TY	.000	34	1	0	0	0	0	0	0	0	0	0	0	0	0	-	0
Silver Spring Senators			.238	2350	5522	740	1314	251	17	200	2199	700	1400	555	90	68	22	75.6	92

34 Players	Tm	Lg	AVG	OBP	SLG	OPS	ISO	SECA	TA	RCON	RC	RC/G	PA	IBB	HBP	SH	SF
ROMANO, J.	SI	TY	.500	.500	.500	1.000	.000	.000	1.000	.2	.5	13.5	2	0	0	0	0
TURNER, T.	SI	TY	.298	.338	.494	.833	.197	.306	.829	35.2	102.6	6.1	659	3	0	0	4
JIMENEZ, E.	SI	TY	.278	.347	.468	.815	.190	.287	.775	9.3	35.4	6.0	239	0	2	0	0
MEJIA, F.	SI	TY	.268	.330	.366	.696	.098	.161	.614	.3	25.3	4.5	224	0	6	0	0
WOODFORD, J.	SI	TY	.267	.267	.267	.533	.000	.000	.364	-.9	1.1	2.5	16	0	0	1	0
VERDUGO, A.	SI	TY	.262	.333	.426	.759	.165	.269	.719	11.9	75.1	5.1	577	0	4	0	4
INDIA, J.	SI	TY	.261	.370	.471	.842	.210	.361	.873	29.9	96.1	6.6	610	1	15	0	1
CABRERA, M.	SI	TY	.254	.329	.379	.708	.126	.236	.641	3.0	50.3	4.4	445	1	1	0	1
RENDON, A.	SI	TY	.252	.340	.455	.795	.203	.338	.766	8.6	34.9	5.5	254	1	0	1	1
SANTANDER, A.	SI	TY	.243	.288	.462	.749	.219	.281	.686	5.5	48.3	4.5	394	0	2	1	3
HOERNER, N.	SI	TY	.238	.286	.308	.595	.070	.157	.522	-4.4	15.9	3.2	185	1	2	0	1
TORREYES, R.	SI	TY	.232	.277	.381	.657	.149	.217	.573	-5.2	33.6	3.5	348	1	0	1	3
TAYLOR, C.	SI	TY	.229	.326	.400	.726	.171	.324	.724	8.4	69.0	4.8	561	0	4	0	4
MEYERS, J.	SI	TY	.228	.286	.463	.749	.235	.331	.736	3.0	18.9	4.8	147	0	2	0	0
VOGELBACH, D.	SI	TY	.213	.362	.410	.771	.197	.431	.808	8.3	31.4	5.5	236	0	1	1	2
FLAHERTY, J.	SI	TY	.200	.333	.200	.533	.000	.200	.500	-1.1	2.7	2.7	37	0	0	7	0
DOZIER, H.	SI	TY	.197	.265	.327	.591	.129	.211	.509	-18.6	38.4	2.7	500	1	4	0	1
PEREZ, M.	SI	TY	.181	.250	.324	.574	.143	.234	.496	-14.6	25.8	2.6	352	0	1	0	1
GERMAN, D.	SI	TY	.171	.216	.171	.388	.000	.057	.276	-3.8	1.6	1.4	40	0	0	3	0
JAVIER, C.	SI	TY	.160	.160	.360	.520	.200	.200	.409	-1.9	1.1	1.3	27	0	0	2	0
ADAMS, R.	SI	TY	.158	.360	.276	.636	.118	.316	.692	.3	9.4	3.9	100	1	9	0	0
LUCCHESI, J.	SI	TY	.154	.154	.154	.308	.000	.000	.182	-1.8	.3	.8	13	0	0	0	0
CROWE, W.	SI	TY	.143	.231	.171	.402	.029	.086	.323	-3.5	1.7	1.3	43	0	2	4	0
WIDENER, T.	SI	TY	.143	.250	.143	.393	.000	.143	.333	-2.1	1.2	1.5	27	0	0	3	0
ANDERSON, C.	SI	TY	.143	.200	.143	.343	.000	.071	.250	-1.8	.5	1.1	16	0	0	1	0
ROGERS, T.	SI	TY	.091	.160	.136	.296	.045	.136	.250	-6.3	1.6	.9	57	0	0	7	2
JAX, G.	SI	TY	.091	.143	.091	.234	.000	.061	.161	-5.5	.4	.4	36	0	0	1	0
BUNDY, D.	SI	TY	.081	.128	.081	.209	.000	.054	.143	-6.5	.4	.3	40	0	0	1	0
BARNES, M.	SI	TY	.000	.000	.000	.000	.000	.000	.000	-.8	.0	.0	3	0	0	0	0
CHAPMAN, A.	SI	TY	.000	.500	.000	.500	.000	1.000	1.000	.1	.1	3.5	2	0	0	0	0
KELLY, J.	SI	TY	.000	.000	.000	.000	.000	.000	.000	-.5	.0	.0	2	0	0	0	0
REYES, A.	SI	TY	.000	.000	.000	.000	.000	.000	.000	-.5	.0	.0	2	0	0	0	0
HERNANDEZ, D.	SI	TY	.000	.000	.000	.000	.000	.000	.000	-.3	.0	.0	1	0	0	0	0
RAMIREZ, N.	SI	TY	.000	.000	.000	.000	.000	.000	.000	-.3	.0	.0	1	0	0	0	0
Silver Spring Senators			.238	.312	.398	.711	.160	.269	.666	43.8	707.9	4.4	6196	10	55	34	28

# 20 REASONS PEOPLE LOVE HAMILTON



🇨🇦 **HAMILTON ONTARIO CANADA** 🇨🇦

## Hamilton Ehs 2022 Starting Lineup on Opening Day

1-Raimel Tapia, LF 2-Matt Duffy, 2B 3-Lourdes Gurriel, LF 4-Steven Duggar, CF 5-Colin Moran, 1B 6-Ehire Adrianza, SS 7-Alec Bohm, 3B 8-Jonah Heim, C 9-Casey Mize, P





# **Ed Hebscher**

**30 Huntsville Street**

**Hamilton, Ontario**

**(289) 308-7534**

**Edhebscher@gmail.com**



23 Pitchers																			
Tm	Lg	W	L	PCT	SV	ERA	G	GS	CG	SHO	QS	IP	H	R	ER	HR	SO	BB	
ADRIANZA, E.	HA	TY	0	0	-	0	.00	1	0	0	0	1.0	0	0	0	0	2	1	
NOOTBAAR, L.	HA	TY	0	0	-	0	.00	1	0	0	0	1.0	0	0	0	0	0	1	
WICK, R.	HA	TY	0	0	-	0	1.64	12	0	0	0	22.0	13	4	4	0	23	19	
FULMER, M.	HA	TY	4	4	.500	12	1.84	52	3	1	0	88.0	50	20	18	7	70	20	
VESIA, A.	HA	TY	6	1	.857	7	1.96	34	0	0	0	41.1	22	11	9	7	45	32	
HILL, T.	HA	TY	0	1	.000	4	2.37	58	0	0	0	68.1	48	18	18	4	73	37	
RICHARDS, T.	HA	TY	1	0	1.000	2	2.71	39	0	0	0	63.0	45	24	19	6	74	23	
CORTES, N.	HA	TY	4	8	.333	0	3.93	17	17	1	0	105.1	97	49	46	23	105	29	
MIZE, C.	HA	TY	10	12	.455	0	4.17	26	26	2	1	166.0	147	87	77	30	125	56	
STRICKLAND, H.	HA	TY	4	5	.444	3	4.32	52	0	0	0	66.2	55	33	32	14	63	23	
FEDDE, E.	HA	TY	9	7	.563	0	4.40	20	20	0	0	114.2	128	65	56	15	82	42	
STANEK, R.	HA	TY	2	3	.400	3	4.42	51	2	0	0	77.1	58	39	38	11	90	39	
PLESAC, Z.	HA	TY	6	13	.316	0	5.02	26	26	3	1	150.2	173	92	84	29	137	50	
ROSS, J.	HA	TY	7	10	.412	0	5.06	20	20	1	1	117.1	119	70	66	13	110	40	
GIVENS, M.	HA	TY	1	3	.250	2	5.18	38	0	0	0	57.1	54	36	33	15	51	19	
WATSON, T.	HA	TY	1	2	.333	0	5.23	23	0	0	0	31.0	36	19	18	6	22	19	
PATINO, L.	HA	TY	4	9	.308	0	5.31	17	16	0	0	84.2	89	56	50	11	97	42	
LUZARDO, J.	HA	TY	2	7	.222	0	6.11	15	14	0	0	81.0	92	65	55	16	75	49	
WILSON, B.	HA	TY	3	7	.300	0	6.34	14	12	1	1	66.2	85	55	47	14	60	28	
GONZALEZ, C.	HA	TY	2	3	.400	0	7.07	6	5	0	0	28.0	36	22	22	8	27	7	
CAHILL, T.			0	1	.000	0	9.00	2	1	0	0	5.0	7	5	5	1	2	0	
DUFFY, M.	HA	TY	0	0	-	0	9.00	2	0	0	0	1.0	3	1	1	0	0	0	
CHAVEZ, J.	SS	TY	0	0	-	0	81.00	1	0	0	0	.1	5	3	3	1	0	0	
Hamilton Eh's			66	96	.407	33	4.39	527	162	9	4	71	1437.2	1362	774	701	231	1333	576
23 Pitchers																			
Tm	Lg	SUP/9	R/9	ERA	BF/9	BR/9	H/9	BB/9	SO/9	HR/9	ERPT	OBA	BF	BR	IBB	HB	WP	BK	
ADRIANZA, E.	HA	TY	.0	.00	.00	36.0	9.0	.0	9.0	18.0	.00	.5	.000	4	1	0	0	0	
NOOTBAAR, L.	HA	TY	.0	.00	.00	36.0	9.0	.0	9.0	.0	.00	.5	.000	4	1	0	0	0	
WICK, R.	HA	TY	.0	1.64	1.64	39.7	13.9	5.3	7.8	9.4	.00	5.9	.176	97	34	0	2	1	
FULMER, M.	HA	TY	.4	2.05	1.84	34.1	7.1	5.1	1.8	7.2	.72	21.8	.162	333	69	2	1	0	
VESIA, A.	HA	TY	.0	2.40	1.96	39.0	12.2	4.8	6.8	9.8	1.52	9.7	.154	179	56	1	3	0	
HILL, T.	HA	TY	.0	2.37	2.37	37.8	12.1	6.3	4.9	9.6	.53	12.9	.198	287	92	0	7	0	
RICHARDS, T.	HA	TY	.0	3.43	2.71	36.4	9.3	6.4	2.9	10.6	.86	9.5	.195	255	65	3	0	2	
CORTES, N.	HA	TY	3.4	4.19	3.93	37.8	11.2	8.3	2.5	9.0	1.97	1.6	.240	442	131	0	5	1	
MIZE, C.	HA	TY	4.9	4.72	4.17	37.9	11.3	8.0	3.0	6.8	1.63	-2.0	.234	699	209	1	7	5	
STRICKLAND, H.	HA	TY	.0	4.46	4.32	37.3	10.4	7.4	2.8	8.5	1.89	-1.9	.218	276	77	2	1	1	
FEDDE, E.	HA	TY	5.0	5.10	4.40	39.8	13.6	10.0	3.2	6.4	1.18	-4.2	.280	507	173	1	4	0	
STANEK, R.	HA	TY	1.2	4.54	4.42	38.2	11.6	6.8	4.3	10.5	1.28	-3.1	.211	328	100	2	5	4	
PLESAC, Z.	HA	TY	3.0	5.50	5.02	40.1	13.7	10.3	3.0	8.2	1.73	-15.9	.284	672	229	0	6	5	
ROSS, J.	HA	TY	4.0	5.37	5.06	39.7	12.6	9.1	3.0	8.4	1.00	-13.0	.256	517	164	1	6	0	
GIVENS, M.	HA	TY	.0	5.65	5.18	38.8	11.9	8.5	2.7	8.0	2.35	-7.1	.244	247	76	2	5	3	
WATSON, T.	HA	TY	.0	5.52	5.23	41.5	15.4	10.5	4.9	6.4	1.74	-4.0	.290	143	53	2	0	0	
PATINO, L.	HA	TY	3.9	5.95	5.31	40.9	14.0	9.5	4.5	10.3	1.17	-11.8	.266	385	132	0	1	2	
LUZARDO, J.	HA	TY	2.8	7.22	6.11	42.1	16.1	10.2	5.4	8.3	1.78	-18.4	.288	379	145	0	4	1	
WILSON, B.	HA	TY	4.0	7.42	6.34	42.7	16.1	11.5	3.6	8.1	1.89	-16.9	.308	316	119	1	7	1	
GONZALEZ, C.	HA	TY	3.9	7.07	7.07	41.5	14.5	11.6	2.3	8.7	2.57	-9.4	.300	129	45	0	2	1	
CAHILL, T.			.0	9.00	9.00	41.4	14.4	12.6	.0	3.6	1.80	-2.7	.318	23	8	0	1	1	
DUFFY, M.	HA	TY	.0	9.00	9.00	45.0	27.0	27.0	.0	.0	.00	-5	.600	5	3	0	0	0	
CHAVEZ, J.	SS	TY	.0	81.00	81.00	162.0	135.0	135.0	.0	.0	27.00	-2.8	.833	6	5	0	0	0	
Hamilton Eh's			2.6	4.85	4.39	39.0	12.4	8.5	3.5	8.3	1.45	-51.6	.247	6233	1987	18	67	28	4

37 Players	Tm	Lg	AVG	G	AB	R	H	2B	3B	HR	TB	RBI	SO	BB	ASB	SB	CS	SBP	GDP
VESIA, A.	HA	TY	1.000	34	1	0	1	0	0	0	1	0	0	0	0	0	0	-	0
WICK, R.	HA	TY	.500	12	2	0	1	0	0	0	1	0	0	0	0	0	0	-	0
STRICKLAND, H.	HA	TY	.333	52	3	1	1	0	0	0	1	0	2	1	0	0	0	-	0
ROSS, J.	HA	TY	.324	21	37	4	12	0	0	0	12	3	15	1	0	0	0	-	0
DUFFY, M.	HA	TY	.304	106	303	35	92	13	0	7	126	33	70	20	16	14	2	87.5	8
GURRIEL, L.	HA	TY	.279	133	519	68	145	29	2	26	256	81	110	33	1	1	0	100.0	4
CASTRO, S.	HA	TY	.274	112	321	31	88	20	0	3	117	23	71	31	5	2	3	40.0	3
TAPIA, R.	HA	TY	.257	133	502	64	129	19	2	3	161	32	76	44	48	35	13	72.9	7
WALKER, C.	HA	TY	.256	102	328	40	84	21	1	15	152	44	89	23	0	0	0	-	5
ADRIANZA, E.	HA	TY	.253	106	217	26	55	11	5	6	94	28	54	23	0	0	0	-	2
SHEETS, G.	HA	TY	.251	77	183	25	46	9	0	13	94	34	49	17	0	0	0	-	2
BARNES, A.	HA	TY	.251	79	223	24	56	10	0	9	93	37	60	19	3	0	3	.0	5
MORAN, C.	HA	TY	.251	107	315	31	79	7	0	9	113	25	90	44	2	2	0	100.0	5
RICHARDS, T.	HA	TY	.250	39	4	0	1	0	0	0	1	0	0	0	0	0	0	-	0
HEIM, J.	HA	TY	.237	82	249	26	59	14	0	10	103	30	73	17	1	1	0	100.0	3
DUGGAR, S.	HA	TY	.235	95	230	32	54	16	2	6	92	23	72	24	12	7	5	58.3	0
TAYLOR, M.	HA	TY	.225	124	436	50	98	6	0	10	134	38	113	18	27	18	9	66.7	6
NOOTBAAR, L.	HA	TY	.222	60	117	14	26	4	1	6	50	16	30	12	2	1	1	50.0	1
GONZALEZ, C.	HA	TY	.222	6	9	0	2	0	0	0	2	0	3	0	0	0	0	-	1
STANEK, R.	HA	TY	.222	51	9	1	2	0	0	0	2	1	3	0	0	0	0	-	0
AHMED, N.	HA	TY	.220	141	419	42	92	28	1	6	140	42	100	37	5	5	0	100.0	13
BOHM, A.	HA	TY	.217	107	300	23	65	13	0	4	90	30	83	15	1	1	0	100.0	9
CHISHOLM, J.	HA	TY	.211	137	445	58	94	21	2	20	179	50	150	26	35	31	4	88.6	4
RUIZ, K.	HA	TY	.198	48	91	9	18	4	0	0	22	3	17	9	0	0	0	-	3
PLESAC, Z.	HA	TY	.186	26	43	2	8	0	0	0	8	1	13	2	0	0	0	-	0
PATINO, L.	HA	TY	.125	17	24	1	3	1	0	0	4	1	6	1	0	0	0	-	1
MIZE, C.	HA	TY	.123	26	57	5	7	1	0	0	8	1	13	1	0	0	0	-	0
CORTES, N.	HA	TY	.094	17	32	2	3	1	0	1	7	4	9	2	0	0	0	-	0
WILSON, B.	HA	TY	.045	14	22	0	1	0	0	0	1	0	8	0	0	0	0	-	0
FEDDE, E.	HA	TY	.033	20	30	4	1	0	0	0	1	1	16	4	0	0	0	-	0
LUZARDO, J.	HA	TY	.000	15	20	0	0	0	0	0	0	0	10	1	0	0	0	-	0
FULMER, M.	HA	TY	.000	52	9	0	0	0	0	0	0	0	0	1	0	0	0	-	0
HILL, T.	HA	TY	.000	58	5	0	0	0	0	0	0	0	1	0	0	0	0	-	0
GIVENS, M.	HA	TY	.000	38	3	0	0	0	0	0	0	1	2	0	0	0	0	-	0
CAHILL, T.			.000	2	1	0	0	0	0	0	0	0	1	0	0	0	0	-	0
WATSON, T.	HA	TY	.000	23	1	0	0	0	0	0	0	0	1	0	0	0	0	-	0
CHAVEZ, J.	SS	TY	-	1	0	0	0	0	0	0	0	0	0	0	0	0	0	-	0
Hamilton Eh's			.240	2273	5510	618	1323	248	16	154	2065	582	1410	426	158	118	40	74.7	82

37 Players	Tm	Lg	AVG	OBP	SLG	OPS	ISO	SECA	TA	RCON	RC	RC/G	PA	IBB	HBP	SH	SF
VESIA, A.	HA	TY	1.000	1.000	1.000	2.000	.000	.000	-	.5	1.0	-	1	0	0	0	0
WICK, R.	HA	TY	.500	.500	.500	1.000	.000	.000	1.000	.2	.5	13.5	2	0	0	0	0
STRICKLAND, H.	HA	TY	.333	.500	.333	.833	.000	.333	1.000	.3	.6	8.5	4	0	0	0	0
ROSS, J.	HA	TY	.324	.359	.324	.683	.000	.027	.560	-.1	4.6	4.7	40	0	1	1	0
DUFFY, M.	HA	TY	.304	.356	.416	.771	.112	.218	.747	11.8	45.6	5.5	329	0	5	0	1
GURRIEL, L.	HA	TY	.279	.323	.493	.816	.214	.279	.772	20.5	84.1	5.9	558	4	2	0	4
CASTRO, S.	HA	TY	.274	.339	.364	.703	.090	.184	.632	1.2	40.9	4.6	354	0	1	0	1
TAPIA, R.	HA	TY	.257	.316	.321	.637	.064	.195	.611	-6.3	53.5	3.6	549	1	0	2	1
WALKER, C.	HA	TY	.256	.313	.463	.776	.207	.277	.719	8.3	47.5	5.1	356	0	4	0	0
ADRIANZA, E.	HA	TY	.253	.320	.433	.753	.180	.286	.713	4.6	31.8	5.1	244	0	0	0	4
SHEETS, G.	HA	TY	.251	.313	.514	.827	.262	.355	.799	7.8	29.9	5.8	201	1	0	0	1
BARNES, A.	HA	TY	.251	.333	.417	.750	.166	.238	.691	3.3	30.4	4.6	253	1	9	1	1
MORAN, C.	HA	TY	.251	.347	.359	.706	.108	.254	.672	4.3	42.3	4.7	363	0	3	0	1
RICHARDS, T.	HA	TY	.250	.250	.250	.500	.000	.000	.333	-.3	.3	2.3	4	0	0	0	0
HEIM, J.	HA	TY	.237	.286	.414	.700	.177	.249	.632	.0	30.1	4.1	270	0	1	1	2
DUGGAR, S.	HA	TY	.235	.311	.400	.711	.165	.278	.691	.7	30.0	4.5	257	0	2	0	1
TAYLOR, M.	HA	TY	.225	.258	.307	.565	.083	.144	.490	-21.1	34.0	2.6	461	0	3	0	4
NOOTBAAR, L.	HA	TY	.222	.290	.427	.717	.205	.308	.677	.4	15.0	4.3	131	0	0	0	2
GONZALEZ, C.	HA	TY	.222	.222	.222	.444	.000	.000	.250	-.8	.3	.8	10	0	0	1	0
STANEK, R.	HA	TY	.222	.222	.222	.444	.000	.000	.286	-.8	.5	1.7	10	0	0	1	0
AHMED, N.	HA	TY	.220	.282	.334	.616	.115	.215	.535	-10.0	38.7	3.0	461	3	0	2	2
BOHM, A.	HA	TY	.217	.253	.300	.553	.083	.137	.434	-15.4	21.3	2.4	316	0	0	0	1
CHISHOLM, J.	HA	TY	.211	.259	.402	.661	.191	.310	.666	-1.0	49.2	3.7	476	0	3	0	1
RUIZ, K.	HA	TY	.198	.288	.242	.530	.044	.143	.447	-4.7	6.7	2.3	104	0	3	0	1
PLESAC, Z.	HA	TY	.186	.222	.186	.408	.000	.047	.286	-4.4	2.3	1.5	51	0	0	6	0
PATINO, L.	HA	TY	.125	.160	.167	.327	.042	.083	.227	-3.2	.6	.7	28	0	0	3	0
MIZE, C.	HA	TY	.123	.138	.140	.278	.018	.035	.180	-8.6	1.2	.6	60	0	0	2	0
CORTES, N.	HA	TY	.094	.147	.219	.366	.125	.188	.310	-3.9	1.2	1.0	36	0	0	2	0
WILSON, B.	HA	TY	.045	.045	.045	.091	.000	.000	.048	-4.8	.1	.1	24	0	0	2	0
FEDDE, E.	HA	TY	.033	.143	.033	.176	.000	.133	.172	-5.5	.7	.5	41	0	0	6	1
LUZARDO, J.	HA	TY	.000	.048	.000	.048	.000	.050	.050	-4.7	.1	.1	24	0	0	3	0
FULMER, M.	HA	TY	.000	.100	.000	.100	.000	.111	.111	-1.9	.0	.1	10	0	0	0	0
HILL, T.	HA	TY	.000	.000	.000	.000	.000	.000	.000	-1.3	.0	.0	5	0	0	0	0
GIVENS, M.	HA	TY	.000	.000	.000	.000	.000	.000	.000	-.8	.0	.0	4	0	0	0	1
CAHILL, T.			.000	.000	.000	.000	.000	.000	.000	-.3	.0	.0	1	0	0	0	0
WATSON, T.	HA	TY	.000	.000	.000	.000	.000	.000	.000	-.3	.0	.0	1	0	0	0	0
CHAVEZ, J.	SS	TY	-	-	-	-	-	-	-	.0	-	-	0	0	0	0	0
Hamilton Eh's			.240	.298	.375	.672	.135	.226	.614	-35.9	627.7	3.9	6039	10	37	33	30



Invisifree





**INNISFREE DUKES 2022  
Opening Day Starting Lineup**

<b>1-Charlie Blackmon, CF</b>	<b>2-Juan Soto, LF</b>	<b>3-Jose Abreu, 1B</b>
<b>4-Wilmer Flores, 2B</b>	<b>5-Gio Urshela, 3B</b>	<b>6-Miguel Rojas, SS</b>
<b>7-Pedro Severino, C</b>	<b>8-Dominic Smith, RF</b>	<b>9-Zack Wheeler</b>



# **Mike Kane**

**105 Shaker Court North  
New Windsor, NY 12553**

**(845) 863-6041**

**Blarneytoo@gmail.com**

20 Pitchers	Tm	Lg	W	L	PCT	SV	ERA	G	GS	CG	SHO	QS	IP	H	R	ER	HR	SO	BB
ALCANTARA, S.	ID	TY	14	9	.609	0	2.32	29	29	6	4	22	209.2	155	66	54	17	182	66
HOLLAND, G.	ID	FARM	0	1	.000	0	3.12	43	0	0	0	0	60.2	60	24	21	7	55	29
WHEELER, Z.	ID	TY	9	16	.360	0	4.04	33	33	5	3	13	218.1	192	114	98	41	239	68
WISLER, M.	ID	TY	0	2	.000	10	4.09	38	0	0	0	0	44.0	50	23	20	9	65	9
KELLER, B.	ID	TY	3	10	.231	0	4.11	17	17	0	0	7	105.0	115	54	48	10	96	42
SHAW, B.	ID	FARM	6	3	.667	15	4.12	69	1	0	0	1	87.1	60	40	40	15	77	48
GUERRA, J.	ID	TY	5	3	.625	0	4.33	12	10	1	0	4	72.2	76	40	35	7	63	42
TURNBULL, S.	ID	FARM	1	6	.143	0	4.71	9	9	0	0	4	57.1	60	33	30	9	40	20
MILLER, A.	ID	FARM	1	1	.500	0	4.79	44	0	0	0	0	47.0	37	27	25	7	48	23
KEUCHEL, D.	ID	TY	9	14	.391	0	5.81	24	23	0	0	9	124.0	140	95	80	17	96	56
GRATEROL, B.	ID	FARM	1	5	.167	1	6.17	19	3	0	0	1	35.0	45	32	24	6	28	18
LOPEZ, J.	ID	TY	7	15	.318	0	6.35	26	26	2	1	8	130.1	157	106	92	21	103	63
CHATWOOD, T.	ID	FARM	1	2	.333	0	6.48	18	0	0	0	0	25.0	30	20	18	8	27	14
COLOME, A.	ID	TY	3	3	.500	1	6.78	46	0	0	0	0	67.2	79	58	51	16	54	32
OVIEDO, L.	ID	TY	0	2	.000	0	8.04	19	0	0	0	0	31.1	45	28	28	5	27	15
BRADLEY, A.	ID	TY	1	1	.500	1	8.31	40	0	0	0	0	52.0	78	54	48	15	44	24
HOFFMAN, J.	ID	TY	1	7	.125	0	8.49	16	11	0	0	0	59.1	94	65	56	18	72	27
FLORES, W.	ID	TY	0	0	-	0	9.00	1	0	0	0	0	1.0	2	1	1	1	0	0
INCIARTE, E.	ID	TY	0	0	-	0	9.00	1	0	0	0	0	1.0	1	1	1	1	0	2
SEVERINO, P.	ID	TY	0	0	-	0	9.00	1	0	0	0	0	1.0	1	1	1	0	0	2
Innisfree Dukers			62	100	.383	28	4.85	505	162	14	8	69	1429.2	1477	882	771	230	1316	600

20 Pitchers	Tm	Lg	SUP/9	R/9	ERA	BF/9	BR/9	H/9	BB/9	SO/9	HR/9	ERPT	OBA	BF	BR	IBB	HB	WP	BK
ALCANTARA, S.	ID	TY	3.8	2.83	2.32	36.5	9.7	6.7	2.7	7.8	.73	40.7	.203	850	225	4	8	0	0
HOLLAND, G.	ID	FARM	.0	3.56	3.12	39.0	13.4	8.9	4.0	8.2	1.04	6.4	.264	263	90	2	3	2	0
WHEELER, Z.	ID	TY	3.4	4.70	4.04	37.8	11.1	7.9	2.7	9.9	1.69	.6	.232	918	269	2	11	4	0
WISLER, M.	ID	TY	.0	4.70	4.09	39.3	11.9	10.2	1.2	13.3	1.84	-.1	.278	192	58	3	2	0	0
KELLER, B.	ID	TY	3.0	4.63	4.11	40.7	14.0	9.9	3.4	8.2	.86	-.6	.275	475	163	2	8	2	0
SHAW, B.	ID	FARM	.1	4.12	4.12	38.3	11.2	6.2	4.7	7.9	1.55	-.5	.189	372	109	2	3	1	0
GUERRA, J.	ID	TY	5.9	4.95	4.33	39.9	14.6	9.4	5.2	7.8	.87	-2.2	.274	322	118	0	0	2	0
TURNBULL, S.	ID	FARM	1.9	5.18	4.71	38.3	12.9	9.4	3.1	6.3	1.41	-4.1	.273	244	82	0	2	0	0
MILLER, A.	ID	FARM	.0	5.17	4.79	38.3	11.7	7.1	4.2	9.2	1.34	-3.8	.211	200	61	1	2	0	0
KEUCHEL, D.	ID	TY	5.0	6.90	5.81	41.2	14.6	10.2	3.9	7.0	1.23	-24.0	.283	568	201	2	7	2	0
GRATEROL, B.	ID	FARM	.5	8.23	6.17	43.5	17.0	11.6	4.1	7.2	1.54	-8.2	.321	169	66	2	5	3	0
LOPEZ, J.	ID	TY	5.3	7.32	6.35	42.5	15.4	10.8	4.2	7.1	1.45	-33.1	.291	616	223	2	5	3	1
CHATWOOD, T.	ID	FARM	.0	7.20	6.48	43.2	16.6	10.8	4.3	9.7	2.88	-6.7	.300	120	46	2	4	1	0
COLOME, A.	ID	TY	.0	7.71	6.78	42.4	15.0	10.5	4.0	7.2	2.13	-20.4	.283	319	113	2	4	3	0
OVIEDO, L.	ID	TY	.0	8.04	8.04	43.4	17.8	12.9	4.0	7.8	1.44	-13.8	.352	151	62	1	3	0	0
BRADLEY, A.	ID	TY	.0	9.35	8.31	44.5	17.1	13.5	3.5	7.6	2.60	-24.5	.338	257	99	4	1	1	0
HOFFMAN, J.	ID	TY	4.7	9.86	8.49	46.3	19.0	14.3	4.1	10.9	2.73	-29.2	.352	305	125	0	4	4	0
FLORES, W.	ID	TY	.0	9.00	9.00	54.0	27.0	18.0	.0	.0	9.00	-.5	.400	6	3	0	1	0	0
INCIARTE, E.	ID	TY	.0	9.00	9.00	54.0	27.0	9.0	18.0	.0	9.00	-.5	.250	6	3	0	0	0	0
SEVERINO, P.	ID	TY	.0	9.00	9.00	45.0	27.0	9.0	18.0	.0	.00	-.5	.333	5	3	0	0	1	0
Innisfree Dukers			2.8	5.55	4.85	40.0	13.3	9.3	3.6	8.3	1.45	-125.2	.264	6358	2119	31	73	29	1



33 Players	Tm	Lg	AVG	G	AB	R	H	2B	3B	HR	TB	RBI	SO	BB	ASB	SB	CS	SBP	GDP
COLOME, A.	ID	TY	.400	46	10	0	4	0	1	0	6	2	1	1	0	0	0	-	0
SOTO, J.	ID	TY	.284	157	545	101	155	21	3	26	260	65	92	128	5	3	2	60.0	13
BLACKMON, C.	ID	TY	.282	140	536	82	151	18	1	20	231	68	99	48	10	5	5	50.0	4
ROSARIO, A.	ID	TY	.266	120	241	29	64	12	2	3	89	12	62	17	8	8	0	100.0	3
ABREU, J.	ID	TY	.265	159	589	72	156	28	4	33	291	119	129	53	1	1	0	100.0	27
FLORES, W.	ID	TY	.263	117	354	35	93	15	1	16	158	54	48	29	0	0	0	-	11
SEVERINO, P.	ID	TY	.248	111	339	25	84	15	1	8	125	36	94	29	0	0	0	-	6
ROJAS, M.	ID	TY	.243	140	489	52	119	30	2	9	180	41	74	35	16	14	2	87.5	13
SIERRA, M.	ID	TY	.229	108	201	20	46	6	0	0	52	12	56	17	21	20	1	95.2	3
d'ARNAUD, T.	ID	TY	.227	97	247	30	56	14	0	9	97	24	63	19	0	0	0	-	5
URSHELA, G.	ID	TY	.221	123	390	34	86	13	2	12	139	46	109	18	0	0	0	-	14
SMITH, D.	ID	TY	.211	137	460	35	97	21	0	10	148	39	114	25	1	1	0	100.0	15
HOLLAND, G.	ID	FARM	.200	43	10	0	2	1	0	0	3	0	3	1	0	0	0	-	0
WHEELER, Z.	ID	TY	.191	33	68	6	13	1	0	0	14	1	28	1	0	0	0	-	0
KIEBOOM, C.	ID	TY	.189	32	95	14	18	2	0	4	32	11	31	13	0	0	0	-	3
GUERRA, J.	ID	TY	.182	12	22	4	4	0	0	0	4	1	8	3	0	0	0	-	0
INCIARTE, E.	ID	TY	.174	75	69	5	12	0	1	2	20	6	17	3	2	0	2	.0	0
BOTE, D.	ID	TY	.159	108	295	22	47	8	4	7	84	26	84	27	0	0	0	-	19
VARGAS, I.	ID	FARM	.146	79	151	17	22	1	0	0	23	5	37	7	3	2	1	66.7	6
KELLER, B.	ID	TY	.143	17	28	2	4	0	0	0	4	0	11	0	0	0	0	-	1
OVIEDO, L.	ID	TY	.143	19	7	1	1	0	0	0	1	0	3	0	0	0	0	-	0
ALCANTARA, S.	ID	TY	.108	29	65	3	7	2	0	0	9	2	31	4	0	0	0	-	0
KEUCHEL, D.	ID	TY	.094	24	32	6	3	0	0	0	3	0	11	4	0	0	0	-	0
LOPEZ, J.	ID	TY	.091	26	44	5	4	0	0	0	4	5	10	3	0	0	0	-	0
JACKSON, A.	ID	TY	.090	84	67	4	6	3	0	0	9	0	45	7	0	0	0	-	0
HOFFMAN, J.	ID	TY	.063	16	16	1	1	0	0	0	1	0	1	1	0	0	0	-	0
TURNBULL, S.	ID	FARM	.000	9	15	0	0	0	0	0	0	0	5	1	0	0	0	-	0
GRATEROL, B.	ID	FARM	.000	19	6	1	0	0	0	0	0	0	3	1	0	0	0	-	0
SHAW, B.	ID	FARM	.000	69	6	0	0	0	0	0	0	0	3	0	0	0	0	-	0
MILLER, A.	ID	FARM	.000	44	5	0	0	0	0	0	0	0	2	0	0	0	0	-	0
CHATWOOD, T.	ID	FARM	.000	18	1	0	0	0	0	0	0	0	1	1	0	0	0	-	0
WISLER, M.	ID	TY	.000	38	3	0	0	0	0	0	0	0	1	0	0	0	0	-	0
BRADLEY, A.	ID	TY	.000	40	1	0	0	0	0	0	0	0	0	0	0	0	0	-	0
Innisfree Dukes			.232	2289	5407	606	1255	211	22	159	1987	575	1276	496	67	54	13	80.6	143



33 Players	Tm	Lg	AVG	OBP	SLG	OPS	ISO	SECA	TA	RCON	RC	RC/G	PA	IBB	HBP	SH	SF
COLOME, A.	ID	TY	.400	.455	.600	1.055	.200	.300	1.167	1.2	2.8	10.9	12	0	0	1	0
SOTO, J.	ID	TY	.284	.419	.477	.896	.193	.429	.965	49.0	117.0	7.7	676	5	0	0	3
BLACKMON, C.	ID	TY	.282	.359	.431	.790	.149	.239	.766	19.0	86.7	5.9	605	0	18	0	3
ROSARIO, A.	ID	TY	.266	.313	.369	.682	.104	.207	.633	1.2	29.5	4.4	259	0	0	0	1
ABREU, J.	ID	TY	.265	.347	.494	.841	.229	.321	.802	32.0	96.4	5.6	671	0	24	0	5
FLORES, W.	ID	TY	.263	.316	.446	.762	.184	.266	.688	7.8	48.1	4.7	386	0	0	0	3
SEVERINO, P.	ID	TY	.248	.305	.369	.674	.121	.206	.590	-2.4	38.6	4.0	370	0	0	0	2
ROJAS, M.	ID	TY	.243	.301	.368	.669	.125	.221	.608	-1.8	53.7	3.8	529	1	5	0	0
SIERRA, M.	ID	TY	.229	.286	.259	.545	.030	.209	.560	-4.5	18.2	3.1	220	0	0	0	2
d'ARNAUD, T.	ID	TY	.227	.284	.393	.676	.166	.243	.597	-2.2	27.1	3.7	268	1	1	0	1
URSHELA, G.	ID	TY	.221	.254	.356	.611	.136	.182	.494	-13.7	31.7	2.7	409	0	0	0	1
SMITH, D.	ID	TY	.211	.278	.322	.600	.111	.167	.513	-14.4	40.5	2.9	510	1	20	0	5
HOLLAND, G.	ID	FARM	.200	.273	.300	.573	.100	.200	.500	-.4	1.0	2.7	13	0	0	2	0
WHEELER, Z.	ID	TY	.191	.200	.206	.406	.015	.029	.273	-7.1	3.3	1.4	77	0	0	7	1
KIEBOOM, C.	ID	TY	.189	.297	.337	.634	.147	.284	.588	-1.6	9.8	3.3	111	0	2	0	1
GUERRA, J.	ID	TY	.182	.280	.182	.462	.000	.136	.389	-1.7	1.8	2.0	31	0	0	6	0
INCIARTE, E.	ID	TY	.174	.208	.290	.498	.116	.130	.390	-6.5	3.8	1.7	72	0	0	0	0
BOTE, D.	ID	TY	.159	.233	.285	.518	.125	.217	.423	-19.3	16.0	1.6	326	4	2	0	2
VARGAS, I.	ID	FARM	.146	.184	.152	.336	.007	.060	.235	-19.5	3.6	.7	158	0	0	0	0
KELLER, B.	ID	TY	.143	.143	.143	.286	.000	.000	.160	-4.2	.6	.5	34	0	0	6	0
OVIEDO, L.	ID	TY	.143	.143	.143	.286	.000	.000	.167	-1.0	.2	.7	8	0	0	1	0
ALCANTARA, S.	ID	TY	.108	.171	.138	.310	.031	.092	.241	-8.9	2.1	.9	76	0	1	6	0
KEUCHEL, D.	ID	TY	.094	.194	.094	.288	.000	.125	.241	-4.5	1.3	1.0	44	0	0	8	0
LOPEZ, J.	ID	TY	.091	.149	.091	.240	.000	.068	.175	-7.2	.9	.6	50	0	0	3	0
JACKSON, A.	ID	TY	.090	.237	.134	.372	.045	.149	.361	-7.2	2.9	1.3	80	0	6	0	0
HOFFMAN, J.	ID	TY	.063	.118	.063	.180	.000	.063	.133	-3.0	.3	.4	20	0	0	3	0
TURNBULL, S.	ID	FARM	.000	.063	.000	.063	.000	.067	.067	-3.4	.1	.2	20	0	0	4	0
GRATEROL, B.	ID	FARM	.000	.143	.000	.143	.000	.167	.167	-1.2	.0	.2	7	0	0	0	0
SHAW, B.	ID	FARM	.000	.000	.000	.000	.000	.000	.000	-1.5	.0	.0	6	0	0	0	0
MILLER, A.	ID	FARM	.000	.000	.000	.000	.000	.000	.000	-1.3	.0	.0	5	0	0	0	0
CHATWOOD, T.	ID	FARM	.000	.500	.000	.500	.000	1.000	1.000	.1	.3	3.5	3	0	0	1	0
WISLER, M.	ID	TY	.000	.000	.000	.000	.000	.000	.000	-8	.0	.0	3	0	0	0	0
BRADLEY, A.	ID	TY	.000	.000	.000	.000	.000	.000	.000	-.3	.0	.0	1	0	0	0	0
Innisfree Dukers			.232	.304	.367	.672	.135	.235	.607	-29.0	608.3	3.7	6060	12	79	48	30

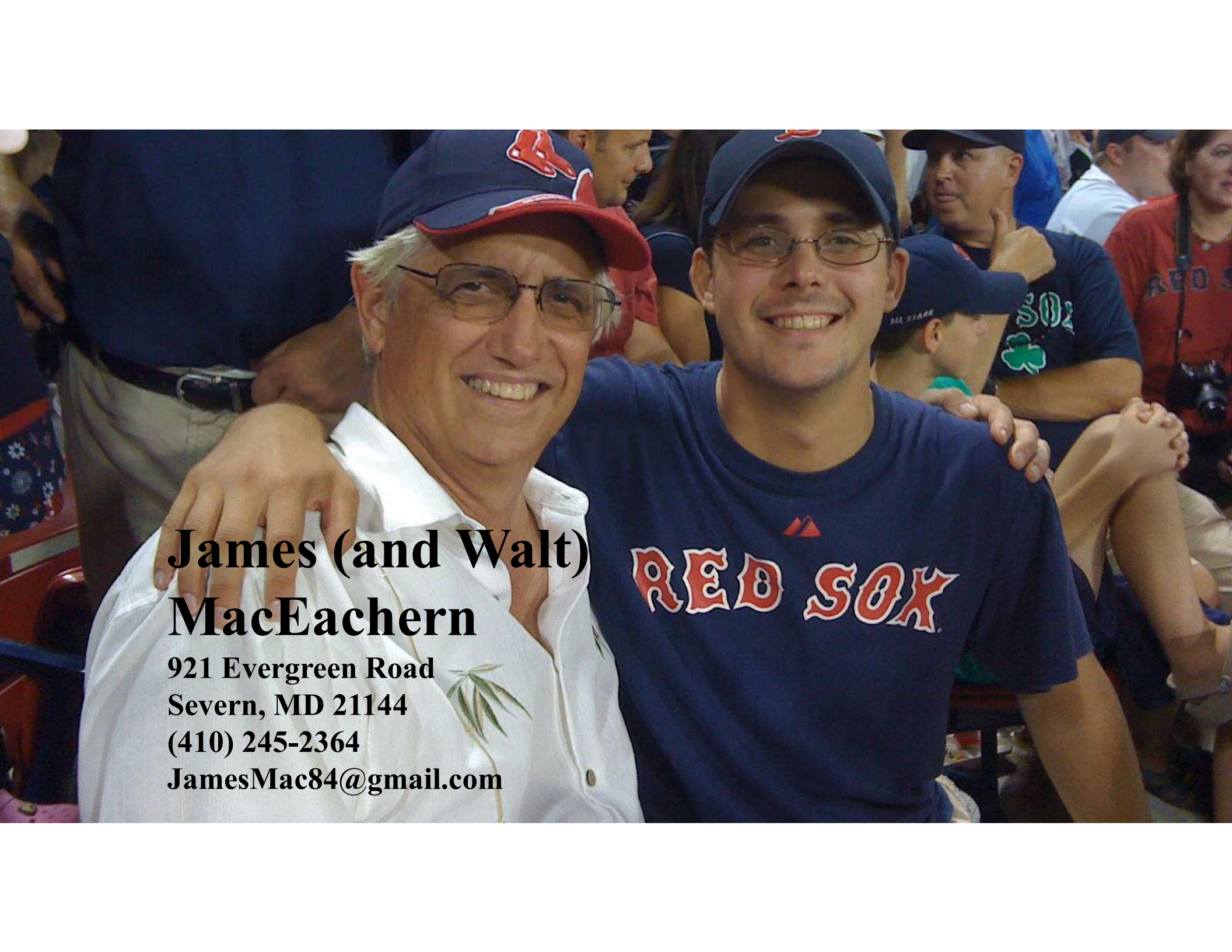


**Scotsmen**

# EDINBURGH SCOTSMEN 2022 Opening Day Starting Lineup

1-Akil Baddoo, LF 2-Francisco Lindor, SS 3-Ozzie Albies, 2B 4-David Peralta, CF  
5-Andrew Benintendi, RF 6-Trey Mancini, 1B 6-Yonny Hernandez, 3B 8-Kurt Suzuki, C  
9-Tyler Glasnow, P





**James (and Walt)  
MacEachern**

**921 Evergreen Road  
Severn, MD 21144  
(410) 245-2364  
JamesMac84@gmail.com**

17 Pitchers	Tm	Lg	W	L	PCT	SV	ERA	G	GS	CG	SHO	QS	IP	H	R	ER	HR	SO	BB
GLASNOW, T.	ES	TY	7	5	.583	0	2.32	14	14	2	1	11	97.0	64	29	25	8	124	33
PADDACK, C.	ES	TY	9	5	.643	0	3.01	18	18	1	1	10	119.2	115	50	40	15	109	26
RYU, H.	ES	TY	12	10	.545	0	3.70	27	27	5	2	15	192.0	181	86	79	25	153	60
FARIA, J.	ES	TY	6	8	.429	0	4.50	22	21	2	0	9	140.0	164	83	70	18	105	49
SANTANA, E.	ES	TY	1	4	.200	3	4.56	38	1	0	0	0	47.1	40	25	24	11	33	18
MINTER, A.	ES	TY	1	1	.500	2	4.60	47	0	0	0	0	58.2	59	31	30	7	57	19
SPRINGS, J.	ES	TY	1	3	.250	3	4.99	32	0	0	0	0	48.2	40	27	27	10	60	24
TAYLOR, B.	ES	TY	4	4	.500	11	5.06	50	0	0	0	0	48.0	41	28	27	9	38	34
MACHADO, A.	ES	TY	0	5	.000	2	5.06	34	0	0	0	0	37.1	34	25	21	5	30	22
KARINCHAK, J.	ES	TY	1	2	.333	0	5.19	38	0	0	0	0	60.2	57	42	35	7	90	26
GARZA, R.	ES	TY	0	4	.000	1	5.19	22	0	0	0	0	34.2	47	25	20	1	35	15
WALKER, T.	ES	TY	3	17	.150	0	5.68	25	25	3	0	9	153.2	183	103	97	28	152	50
BARNES, C.	ES	TY	2	8	.200	0	6.16	29	17	1	0	5	115.1	162	89	79	16	114	51
WACHA, M.	ES	TY	7	12	.368	0	6.17	21	21	1	0	5	128.1	171	104	88	34	126	35
ABREU, A.	ES	TY	0	4	.000	0	6.86	29	0	0	0	0	39.1	49	34	30	7	38	26
KELLER, M.	ES	TY	4	12	.250	1	7.57	23	18	2	0	2	115.1	170	104	97	14	92	41
MATON, N.	ES	TY	0	0	-	0	27.00	1	0	0	0	0	.1	2	1	1	0	1	0
Edinburgh Scotsmen			58	104	.358	23	4.95	470	162	17	4	66	1436.1	1579	886	790	215	1357	529
17 Pitchers	Tm	Lg	SUP/9	R/9	ERA	BF/9	BR/9	H/9	BB/9	SO/9	HR/9	ERPT	OBA	BF	BR	IBB	HB	WP	BK
GLASNOW, T.	ES	TY	3.2	2.69	2.32	35.9	9.0	5.9	3.1	11.5	.74	18.8	.182	387	97	0	0	2	0
PADDACK, C.	ES	TY	4.7	3.76	3.01	37.7	10.9	8.6	2.0	8.2	1.13	14.1	.246	501	145	0	4	0	0
RYU, H.	ES	TY	4.6	4.03	3.70	38.2	11.5	8.5	2.7	7.2	1.17	7.7	.244	814	246	2	7	1	0
FARIA, J.	ES	TY	5.2	5.34	4.50	40.4	14.0	10.5	3.1	6.8	1.16	-6.8	.288	628	218	1	6	4	0
SANTANA, E.	ES	TY	.0	4.75	4.56	37.1	10.5	7.6	2.9	6.3	2.09	-2.6	.231	195	55	3	0	1	0
MINTER, A.	ES	TY	.0	4.76	4.60	38.2	12.0	9.1	2.6	8.7	1.07	-3.5	.260	249	78	2	2	0	0
SPRINGS, J.	ES	TY	.0	4.99	4.99	38.1	11.8	7.4	4.3	11.1	1.85	-5.0	.222	206	64	1	1	1	0
TAYLOR, B.	ES	TY	.0	5.25	5.06	39.8	13.1	7.7	5.4	7.1	1.69	-5.3	.238	212	70	5	0	0	0
MACHADO, A.	ES	TY	.0	6.03	5.06	42.4	14.0	8.2	4.8	7.2	1.21	-4.1	.227	176	58	2	4	1	0
KARINCHAK, J.	ES	TY	.0	6.23	5.19	38.9	12.2	8.5	3.7	13.4	1.04	-7.6	.247	262	82	1	0	1	0
GARZA, R.	ES	TY	.0	6.49	5.19	42.8	16.4	12.2	3.6	9.1	.26	-4.3	.320	165	63	1	2	0	0
WALKER, T.	ES	TY	3.0	6.03	5.68	40.2	13.8	10.7	2.8	8.9	1.64	-27.6	.292	687	236	2	5	1	0
BARNES, C.	ES	TY	4.3	6.95	6.16	43.4	16.7	12.6	3.7	8.9	1.25	-26.9	.330	556	214	4	5	0	0
WACHA, M.	ES	TY	4.8	7.29	6.17	42.0	15.0	12.0	2.4	8.8	2.38	-30.0	.313	599	214	1	9	5	0
ABREU, A.	ES	TY	.0	7.78	6.86	44.2	17.8	11.2	5.9	8.7	1.60	-12.2	.302	193	78	0	3	4	0
KELLER, M.	ES	TY	3.7	8.12	7.57	43.5	17.1	13.3	3.2	7.2	1.09	-44.9	.346	557	219	0	8	0	0
MATON, N.	ES	TY	.0	27.00	27.00	81.0	54.0	54.0	.0	27.0	.00	-8	.667	3	2	0	0	0	0
Edinburgh Scotsmen			3.1	5.55	4.95	40.0	13.4	9.9	3.2	8.5	1.35	-141.2	.276	6390	2139	25	56	21	0

34 Players	Tm	Lg	AVG	G	AB	R	H	2B	3B	HR	TB	RBI	SO	BB	ASB	SB	CS	SBP	GDP
MINTER, A.	ES	TY	.500	47	4	1	2	1	0	0	3	1	1	1	0	0	0	-	1
ABREU, A.	ES	TY	.333	29	6	1	2	0	0	0	2	0	2	0	0	0	0	-	0
ALBIES, O.	ES	TY	.268	162	627	93	168	41	6	24	293	95	135	51	19	17	2	89.5	6
SUZUKI, K.	ES	TY	.260	103	146	19	38	12	0	6	68	24	33	12	0	0	0	-	1
MANCINI, T.	ES	TY	.259	139	482	59	125	34	0	20	219	67	123	41	0	0	0	-	9
BENINTENDI, A.	ES	TY	.256	86	309	47	79	22	0	11	134	44	57	16	0	0	0	-	3
PERALTA, D.	ES	TY	.249	146	462	56	115	31	5	12	192	47	95	42	3	2	1	66.7	13
OLIVARES, E.	ES	TY	.245	45	94	10	23	3	0	4	38	17	22	5	0	0	0	-	0
BADDOO, A.	ES	TY	.243	90	251	45	61	11	4	7	101	29	73	33	8	7	1	87.5	2
CONFORTO, M.	ES	TY	.239	126	398	71	95	22	0	19	174	46	95	51	2	1	1	50.0	8
MATON, N.	ES	TY	.238	81	122	19	29	6	2	1	42	9	43	21	0	0	0	-	0
NAYLOR, J.	ES	TY	.238	95	282	30	67	13	1	15	127	41	53	11	1	1	0	100.0	4
VOIT, L.	ES	TY	.237	87	198	28	47	7	1	11	89	39	58	14	0	0	0	-	9
BARNES, C.	ES	TY	.235	29	34	2	8	0	0	0	8	3	13	3	0	0	0	-	1
LINDOR, F.	ES	TY	.228	138	478	73	109	26	0	17	186	49	100	57	12	9	3	75.0	9
WACHA, M.	ES	TY	.212	21	33	2	7	3	0	0	10	3	11	3	0	0	0	-	0
MAYFIELD, J.	ES	TY	.207	99	241	29	50	11	1	13	102	40	71	20	3	3	0	100.0	3
MOUSTAKAS, M.	ES	TY	.204	70	186	19	38	12	1	7	73	26	45	17	0	0	0	-	4
HERNANDEZ, Y.	ES	TY	.204	120	240	24	49	6	0	0	55	19	49	29	36	33	3	91.7	2
GLASNOW, T.	ES	TY	.200	14	30	1	6	1	0	1	10	1	12	1	0	0	0	-	0
SANTANA, E.	ES	TY	.200	38	5	0	1	0	0	0	1	0	1	0	0	0	0	-	0
RALEIGH, C.	ES	TY	.192	138	380	26	73	28	1	5	118	35	140	23	0	0	0	-	8
WALKER, T.	ES	TY	.174	25	46	2	8	0	0	0	8	2	22	0	0	0	0	-	0
BRADLEY, J.	ES	TY	.163	80	202	19	33	8	5	4	63	22	59	15	4	4	0	100.0	3
KELLER, M.	ES	TY	.125	23	32	1	4	0	0	0	4	0	9	4	0	0	0	-	0
FARIA, J.	ES	TY	.106	22	47	4	5	0	0	0	5	3	14	3	0	0	0	-	0
RYU, H.	ES	TY	.097	27	62	6	6	1	0	0	7	1	20	3	0	0	0	-	0
KARINCHAK, J.	ES	TY	.091	38	11	1	1	0	0	0	1	0	4	0	0	0	0	-	0
PADDACK, C.	ES	TY	.050	18	40	1	2	0	0	0	2	1	25	1	0	0	0	-	0
SPRINGS, J.	ES	TY	.000	32	11	1	0	0	0	0	0	0	2	0	0	0	0	-	0
SMITH, K.	ES	TY	.000	10	9	0	0	0	0	0	0	0	3	0	0	0	0	-	0
GARZA, R.	ES	TY	.000	22	6	0	0	0	0	0	0	0	3	0	0	0	0	-	0
MACHADO, A.	ES	TY	.000	34	3	0	0	0	0	0	0	0	2	0	0	0	0	-	0
TAYLOR, B.	ES	TY	.000	50	2	0	0	0	0	0	0	1	1	0	0	0	0	-	0
Edinburgh Scotsmen			.228	2284	5479	690	1251	299	27	177	2135	665	1396	477	88	77	11	87.5	86

34 Players	Tm	Lg	AVG	OBP	SLG	OPS	ISO	SECA	TA	RCON	RC	RC/G	PA	IBB	HBP	SH	SF
MINTER, A.	ES	TY	.500	.600	.750	1.350	.250	.500	1.333	1.1	1.3	11.7	5	0	0	0	0
ABREU, A.	ES	TY	.333	.333	.333	.667	.000	.000	.500	-.1	.8	3.4	8	0	0	2	0
ALBIES, O.	ES	TY	.268	.319	.467	.786	.199	.305	.773	23.1	97.8	5.5	687	5	0	0	9
SUZUKI, K.	ES	TY	.260	.343	.466	.809	.205	.288	.807	6.8	25.0	6.0	169	3	8	0	3
MANCINI, T.	ES	TY	.259	.320	.454	.774	.195	.280	.719	13.1	70.0	5.1	528	2	3	0	2
BENINTENDI, A.	ES	TY	.256	.291	.434	.724	.178	.230	.644	1.9	39.1	4.5	327	1	0	0	2
PERALTA, D.	ES	TY	.249	.316	.416	.731	.167	.260	.665	6.0	59.3	4.4	511	1	4	0	2
OLIVARES, E.	ES	TY	.245	.283	.404	.687	.160	.213	.606	-.7	11.1	4.2	99	0	0	0	0
BADDOO, A.	ES	TY	.243	.331	.402	.733	.159	.315	.736	5.8	36.6	5.1	287	1	1	0	2
CONFORTO, M.	ES	TY	.239	.348	.437	.785	.198	.327	.779	15.4	63.4	5.5	468	2	17	0	2
MATON, N.	ES	TY	.238	.354	.344	.698	.107	.279	.688	1.4	16.7	4.9	145	2	1	0	0
NAYLOR, J.	ES	TY	.238	.268	.450	.718	.213	.255	.639	.4	33.3	4.1	295	0	1	0	1
VOIT, L.	ES	TY	.237	.309	.449	.759	.212	.283	.688	4.1	25.5	4.3	220	0	7	0	1
BARNES, C.	ES	TY	.235	.297	.235	.533	.000	.088	.407	-1.8	2.6	2.3	41	0	0	4	0
LINDOR, F.	ES	TY	.228	.311	.389	.700	.161	.293	.667	3.1	59.7	4.2	541	4	2	0	4
WACHA, M.	ES	TY	.212	.278	.303	.581	.091	.182	.500	-1.3	3.4	2.7	44	0	0	8	0
MAYFIELD, J.	ES	TY	.207	.274	.423	.698	.216	.311	.660	.3	29.1	4.0	266	0	3	0	2
MOUSTAKAS, M.	ES	TY	.204	.272	.392	.664	.188	.280	.599	-2.4	19.8	3.5	206	1	1	0	2
HERNANDEZ, Y.	ES	TY	.204	.302	.229	.531	.025	.271	.628	-3.5	23.5	3.2	278	0	6	0	3
GLASNOW, T.	ES	TY	.200	.226	.333	.559	.133	.167	.458	-1.6	2.4	2.4	34	0	0	3	0
SANTANA, E.	ES	TY	.200	.200	.200	.400	.000	.000	.250	-.5	.3	1.4	6	0	0	1	0
RALEIGH, C.	ES	TY	.192	.240	.311	.551	.118	.179	.451	-20.5	27.3	2.3	404	1	1	0	0
WALKER, T.	ES	TY	.174	.255	.174	.429	.000	.000	.342	-4.2	2.5	1.7	53	0	5	2	0
BRADLEY, J.	ES	TY	.163	.241	.312	.553	.149	.243	.512	-9.7	16.2	2.5	224	0	6	0	1
KELLER, M.	ES	TY	.125	.222	.125	.347	.000	.125	.286	-3.8	1.6	1.2	42	0	0	6	0
FARIA, J.	ES	TY	.106	.160	.106	.266	.000	.064	.190	-7.2	1.0	.6	51	0	0	1	0
RYU, H.	ES	TY	.097	.138	.113	.251	.016	.065	.179	-9.9	1.4	.6	71	0	0	6	0
KARINCHAK, J.	ES	TY	.091	.091	.091	.182	.000	.000	.100	-2.0	.1	.2	11	0	0	0	0
PADDACK, C.	ES	TY	.050	.073	.050	.123	.000	.025	.079	-8.3	.2	.2	43	0	0	2	0
SPRINGS, J.	ES	TY	.000	.000	.000	.000	.000	.000	.000	-2.8	.0	.0	11	0	0	0	0
SMITH, K.	ES	TY	.000	.000	.000	.000	.000	.000	.000	-2.3	.0	.0	10	0	0	1	0
GARZA, R.	ES	TY	.000	.000	.000	.000	.000	.000	.000	-1.5	.0	.0	6	0	0	0	0
MACHADO, A.	ES	TY	.000	.000	.000	.000	.000	.000	.000	-.8	.0	.0	3	0	0	0	0
TAYLOR, B.	ES	TY	.000	.000	.000	.000	.000	.000	.000	-.5	.0	.0	2	0	0	0	0
Edinburgh Scotsmen			.228	.296	.390	.686	.161	.260	.637	-2.7	653.8	4.0	6096	23	66	36	36



ATLANTIC



DIVISION

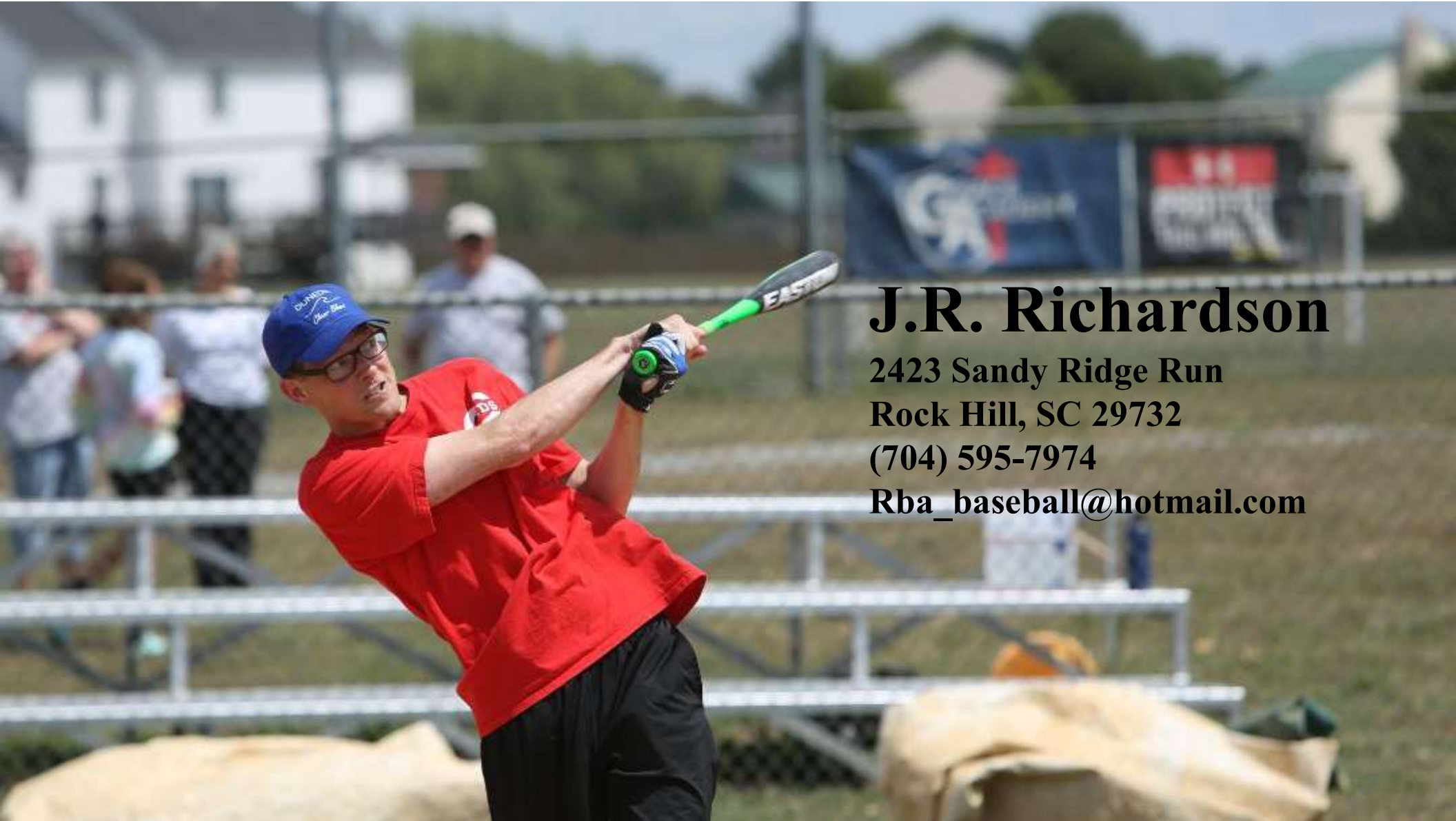
# ROOSTERS



**ROCHESTER  
CHEETAHS  
2022 Opening Day  
Starting Lineup**

**1-Jose Altuve, 2B 2-AJ Pollock, RF 3-Bryce Harper, CF  
4-Frank Schwindel, 1B 5-Shohei Ohtani, LF 6-Mitch Garver, C  
7-Justin Turner, 3B 8-Ramon Urias, SS 9-Charlie Morton, P**





# **J.R. Richardson**

**2423 Sandy Ridge Run**

**Rock Hill, SC 29732**

**(704) 595-7974**

**Rba\_baseball@hotmail.com**

20 Pitchers		Tm	Lg	W	L	PCT	SV	ERA	G	GS	CG	SHO	QS	IP	H	R	ER	HR	SO	BB
WEBB, J.				0	0	-	0	.00	5	0	0	0	0	3.2	5	0	0	0	3	0
PLAWECKI, K.	RO	TY		0	0	-	0	.00	1	0	0	0	0	1.0	1	0	0	0	0	0
BARAGAR, C.	RO	TY		1	2	.333	3	1.07	35	0	0	0	0	25.1	17	3	3	1	16	12
OHTANI, S.	RO	TY		13	2	.867	0	2.03	18	18	11	3	12	151.0	88	38	34	18	205	53
ALVAREZ, J.	RO	TY		5	2	.714	19	2.04	70	0	0	0	0	79.1	52	18	18	8	56	18
KITTREDGE, A.	RO	TY		5	3	.625	16	2.21	65	1	0	0	0	85.1	41	22	21	11	82	16
KIM, K.	RO	TY		13	3	.813	0	2.62	23	23	2	2	10	127.1	82	41	37	11	101	44
JOHNSON, P.	RO	TY		5	4	.556	0	2.86	58	0	0	0	0	63.0	48	25	20	12	80	33
CABRERA, A.	RO	TY		0	0	-	0	3.00	3	0	0	0	0	3.0	1	2	1	0	1	2
DUFFEY, T.	RO	TY		6	2	.750	0	3.07	60	0	0	0	0	67.1	58	30	23	8	65	24
MORTON, C.	RO	TY		21	3	.875	0	3.13	37	37	2	1	17	215.2	153	82	75	24	217	77
PERALTA, W.	RO	TY		8	3	.727	0	3.38	22	20	0	0	9	112.0	96	45	42	15	90	45
BOXBERGER, B.	RO	TY		5	1	.833	2	3.44	58	0	0	0	0	73.1	56	35	28	10	93	27
LITTELL, Z.	RO	TY		7	4	.636	4	3.62	57	0	0	0	0	69.2	47	31	28	7	73	28
PERALTA, W.	RO	TY		3	5	.375	1	3.63	45	0	0	0	0	44.2	37	22	18	6	34	22
DIEKMAN, J.	RO	TY		1	0	1.000	0	4.44	17	0	0	0	0	24.1	22	12	12	4	26	13
CARRASCO, C.	RO	TY		2	1	.667	1	5.59	14	7	0	0	1	38.2	43	26	24	3	29	18
MINOR, M.	RO	TY		9	12	.429	0	5.71	35	35	2	1	8	171.2	206	112	109	32	164	59
ANDERSON, B.	RO	TY		5	6	.455	0	6.60	21	21	0	0	5	92.2	119	72	68	17	67	28
TURNER, J.	RO	TY		0	0	-	0	9.00	1	0	0	0	0	2.0	3	2	2	1	0	1
Rochester Cheetahs				109	53	.673	46	3.49	645	162	17	7	62	1451.0	1175	618	563	188	1402	520

20 Pitchers		Tm	Lg	SUP/9	R/9	ERA	BF/9	BR/9	H/9	BB/9	SO/9	HR/9	ERPT	OBA	BF	BR	IBB	HB	WP	BK
WEBB, J.				.0	.00	.00	39.3	12.3	12.3	.0	7.4	.00	1.7	.313	16	5	0	0	0	0
PLAWECKI, K.	RO	TY		.0	.00	.00	36.0	9.0	9.0	.0	.0	.00	.5	.250	4	1	0	0	0	0
BARAGAR, C.	RO	TY		.0	1.07	1.07	36.2	11.0	6.0	4.3	5.7	.36	8.4	.195	102	31	0	2	0	0
OHTANI, S.	RO	TY		4.5	2.26	2.03	35.3	8.2	5.2	3.0	12.2	1.07	34.2	.164	593	138	3	0	1	1
ALVAREZ, J.	RO	TY		.0	2.04	2.04	33.8	7.8	5.9	1.9	6.4	.91	17.8	.186	298	69	1	0	1	0
KITTREDGE, A.	RO	TY		.0	2.32	2.21	32.6	5.9	4.3	1.3	8.6	1.16	17.5	.143	309	56	4	3	2	0
KIM, K.	RO	TY		8.3	2.90	2.62	35.8	9.2	5.8	2.9	7.1	.78	20.5	.181	507	130	3	7	3	0
JOHNSON, P.	RO	TY		.0	3.57	2.86	38.7	11.4	6.9	4.3	11.4	1.71	8.5	.207	271	80	3	2	2	0
CABRERA, A.	RO	TY		.0	6.00	3.00	42.0	9.0	3.0	6.0	3.0	.00	.4	.083	14	3	0	0	0	1
DUFFEY, T.	RO	TY		.0	4.01	3.07	38.9	10.8	7.8	2.4	8.7	1.07	7.4	.226	291	81	6	5	0	0
MORTON, C.	RO	TY		6.0	3.42	3.13	36.5	10.1	6.4	3.2	9.1	1.00	22.4	.198	874	243	1	14	1	0
PERALTA, W.	RO	TY		5.1	3.62	3.38	38.3	11.4	7.7	3.4	7.2	1.21	8.6	.226	477	142	3	4	0	0
BOXBERGER, B.	RO	TY		.0	4.30	3.44	37.1	10.7	6.9	3.2	11.4	1.23	5.1	.211	302	87	1	5	1	0
LITTELL, Z.	RO	TY		.0	4.00	3.62	36.6	9.9	6.1	3.6	9.4	.90	3.5	.186	283	77	0	2	0	0
PERALTA, W.	RO	TY		.0	4.43	3.63	39.9	12.5	7.5	4.4	6.9	1.21	2.2	.214	198	62	0	3	0	0
DIEKMAN, J.	RO	TY		.0	4.44	4.44	38.8	12.9	8.1	4.8	9.6	1.48	-1.0	.239	105	35	0	0	0	0
CARRASCO, C.	RO	TY		5.4	6.05	5.59	40.0	14.2	10.0	4.2	6.8	.70	-6.5	.285	172	61	0	0	0	0
MINOR, M.	RO	TY		6.3	5.87	5.71	40.3	14.1	10.8	3.1	8.6	1.68	-31.5	.296	769	268	0	3	2	0
ANDERSON, B.	RO	TY		6.2	6.99	6.60	41.6	14.6	11.6	2.4	6.5	1.65	-26.1	.306	428	150	3	6	0	0
TURNER, J.	RO	TY		.0	9.00	9.00	40.5	18.0	13.5	4.5	.0	4.50	-1.1	.375	9	4	0	0	0	0
Rochester Cheetahs				3.8	3.83	3.49	37.4	10.7	7.3	3.1	8.7	1.17	92.5	.218	6022	1723	28	56	13	2

35 Players	Tm	Lg	AVG	G	AB	R	H	2B	3B	HR	TB	RBI	SO	BB	ASB	SB	CS	SBP	GDP
CONTRERAS, W.	RO	TY	.348	57	141	23	49	10	0	7	80	29	38	21	0	0	0	-	3
POLLOCK, A.	RO	TY	.314	131	363	79	114	24	4	23	215	73	79	24	16	13	3	81.3	6
PLAWECKI, K.	RO	TY	.313	53	134	17	42	6	0	2	54	16	21	5	0	0	0	-	2
SOLANO, D.	RO	TY	.305	91	164	31	50	8	0	4	70	20	24	14	0	0	0	-	3
TELLEZ, R.	RO	TY	.304	97	260	43	79	13	3	13	137	54	66	21	0	0	0	-	7
URIAS, R.	RO	TY	.304	112	224	32	68	14	0	5	97	29	63	16	1	0	1	.0	0
HARPER, B.	RO	TY	.299	143	492	112	147	35	0	39	299	85	145	63	20	16	4	80.0	12
TURNER, J.	RO	TY	.295	150	509	90	150	29	0	22	245	74	86	67	4	4	0	100.0	10
CRAWFORD, B.	RO	TY	.294	152	483	93	142	25	3	29	260	95	92	39	19	18	1	94.7	5
NIMMO, B.	RO	TY	.293	113	311	61	91	16	1	10	139	39	70	57	8	2	6	25.0	2
KITTREDGE, A.	RO	TY	.286	65	7	1	2	0	0	0	2	0	1	0	0	0	0	-	1
OHTANI, S.	RO	TY	.285	157	547	121	156	23	9	47	338	126	179	88	47	33	14	70.2	6
SCHWINDEL, F.	RO	TY	.275	82	218	33	60	11	0	13	110	37	32	18	1	1	0	100.0	5
GARVER, M.	RO	TY	.274	77	186	35	51	23	0	11	107	37	62	19	0	0	0	-	5
HERNANDEZ, Y.	RO	TY	.254	103	260	30	66	12	0	6	96	42	65	19	7	7	0	100.0	7
ALTUVE, J.	RO	TY	.250	158	559	93	140	29	1	33	270	91	114	56	10	8	2	80.0	11
CABRERA, A.	RO	TY	.250	58	136	14	34	5	0	2	45	21	33	13	1	1	0	100.0	1
DUFFEY, T.	RO	TY	.200	60	5	1	1	0	0	0	1	0	1	0	0	0	0	-	0
CASALI, C.	RO	TY	.183	73	153	15	28	7	1	1	40	8	55	21	0	0	0	-	2
MINOR, M.	RO	TY	.179	35	56	2	10	1	0	0	11	6	17	4	0	0	0	-	1
SHAW, T.	RO	TY	.167	55	120	14	20	3	0	4	35	15	45	15	0	0	0	-	3
BOXBERGER, B.	RO	TY	.167	58	6	1	1	0	0	0	1	0	3	1	0	0	0	-	0
KIM, K.	RO	TY	.159	23	44	4	7	0	0	0	7	6	16	1	0	0	0	-	0
MAZARA, N.	RO	TY	.152	41	79	8	12	1	0	1	16	9	21	7	0	0	0	-	3
ANDERSON, B.	RO	TY	.114	21	35	1	4	0	0	0	4	1	11	0	0	0	0	-	2
PERALTA, W.	RO	TY	.083	22	36	1	3	0	0	0	3	1	15	2	0	0	0	-	1
MORTON, C.	RO	TY	.070	37	71	2	5	1	0	0	6	1	34	0	0	0	0	-	0
CARRASCO, C.	RO	TY	.000	14	9	0	0	0	0	0	0	0	5	1	0	0	0	-	0
PERALTA, W.	RO	TY	.000	45	3	0	0	0	0	0	0	0	3	1	0	0	0	-	0
JOHNSON, P.	RO	TY	.000	58	5	0	0	0	0	0	0	0	0	0	0	0	0	-	1
ALVAREZ, J.	RO	TY	.000	70	4	0	0	0	0	0	0	0	2	0	0	0	0	-	0
LITTELL, Z.	RO	TY	.000	57	4	0	0	0	0	0	0	0	2	0	0	0	0	-	0
DIEKMAN, J.	RO	TY	.000	17	1	2	0	0	0	0	0	0	0	2	0	0	0	-	0
BARAGAR, C.	RO	TY	-	35	0	0	0	0	0	0	0	0	0	0	0	0	0	-	0
WEBB, J.			-	5	0	0	0	0	0	0	0	0	0	0	0	0	0	-	0
Rochester Cheetahs			.272	2525	5625	959	1532	296	22	272	2688	915	1400	595	134	103	31	76.9	99

35 Players	Tm	Lg	AVG	OBP	SLG	OPS	ISO	SECA	TA	RCON	RC	RC/G	PA	IBB	HBP	SH	SF
CONTRERAS, W.	RO	TY	.348	.433	.567	1.000	.220	.369	1.074	16.8	35.8	10.1	164	0	1	0	1
POLLOCK, A.	RO	TY	.314	.370	.592	.963	.278	.372	1.012	35.2	80.2	8.4	398	1	9	0	1
PLAWECKI, K.	RO	TY	.313	.338	.403	.741	.090	.127	.638	2.2	18.3	5.2	142	0	1	0	2
SOLANO, D.	RO	TY	.305	.368	.427	.795	.122	.207	.744	6.6	26.4	6.0	183	0	3	1	1
TELLEZ, R.	RO	TY	.304	.358	.527	.885	.223	.304	.856	17.3	48.4	6.8	289	0	3	1	4
URIAS, R.	RO	TY	.304	.361	.433	.794	.129	.196	.745	7.7	36.4	6.3	244	0	4	0	0
HARPER, B.	RO	TY	.299	.379	.608	.987	.309	.461	1.055	54.1	114.1	8.4	563	4	3	1	4
TURNER, J.	RO	TY	.295	.392	.481	.873	.187	.326	.900	38.4	101.3	7.3	598	1	16	3	3
CRAWFORD, B.	RO	TY	.294	.344	.538	.882	.244	.360	.914	35.2	93.3	7.2	526	4	0	0	4
NIMMO, B.	RO	TY	.293	.402	.447	.849	.154	.325	.873	18.4	59.4	6.9	372	0	1	1	2
KITTREDGE, A.	RO	TY	.286	.286	.286	.571	.000	.000	.333	-.3	.3	1.3	7	0	0	0	0
OHTANI, S.	RO	TY	.285	.384	.618	1.002	.333	.528	1.122	62.3	133.8	8.7	641	4	2	0	4
SCHWINDEL, F.	RO	TY	.275	.335	.505	.839	.229	.317	.804	11.0	36.2	6.0	239	4	2	0	1
GARVER, M.	RO	TY	.274	.341	.575	.917	.301	.403	.900	14.1	35.4	6.8	205	1	0	0	0
HERNANDEZ, Y.	RO	TY	.254	.304	.369	.673	.115	.215	.607	-.1	29.3	3.9	282	1	0	2	1
ALTUVE, J.	RO	TY	.250	.318	.483	.801	.233	.343	.773	20.8	85.9	5.3	617	0	0	0	2
CABRERA, A.	RO	TY	.250	.331	.331	.662	.081	.184	.612	-.4	16.6	4.2	158	0	4	4	1
DUFFEY, T.	RO	TY	.200	.200	.200	.400	.000	.000	.250	-.5	.2	1.4	5	0	0	0	0
CASALI, C.	RO	TY	.183	.298	.261	.559	.078	.216	.512	-6.2	13.5	2.8	181	0	4	3	0
MINOR, M.	RO	TY	.179	.233	.196	.430	.018	.089	.319	-5.2	3.1	1.5	68	0	0	8	0
SHAW, T.	RO	TY	.167	.259	.292	.551	.125	.250	.485	-6.1	9.3	2.4	138	1	0	2	0
BOXBERGER, B.	RO	TY	.167	.286	.167	.452	.000	.167	.400	-.5	.5	2.0	9	0	0	2	0
KIM, K.	RO	TY	.159	.188	.159	.347	.000	.023	.243	-5.4	1.8	1.2	52	0	1	4	2
MAZARA, N.	RO	TY	.152	.218	.203	.421	.051	.139	.329	-7.6	3.4	1.3	87	0	0	0	1
ANDERSON, B.	RO	TY	.114	.114	.114	.229	.000	.000	.121	-5.9	.3	.2	37	0	0	2	0
PERALTA, W.	RO	TY	.083	.132	.083	.215	.000	.056	.147	-6.2	.5	.4	41	0	0	3	0
MORTON, C.	RO	TY	.070	.069	.085	.154	.014	.014	.091	-13.9	.7	.2	81	0	0	9	1
CARRASCO, C.	RO	TY	.000	.100	.000	.100	.000	.111	.111	-1.9	.1	.3	13	0	0	3	0
PERALTA, W.	RO	TY	.000	.250	.000	.250	.000	.333	.333	-.4	.3	1.2	7	0	0	3	0
JOHNSON, P.	RO	TY	.000	.000	.000	.000	.000	.000	.000	-1.3	-.0	-.0	5	0	0	0	0
ALVAREZ, J.	RO	TY	.000	.000	.000	.000	.000	.000	.000	-1.0	.0	.0	4	0	0	0	0
LITTELL, Z.	RO	TY	.000	.000	.000	.000	.000	.000	.000	-1.0	.0	.0	4	0	0	0	0
DIEKMAN, J.	RO	TY	.000	.667	.000	.667	.000	2.000	2.000	.4	.3	9.4	3	0	0	0	0
BARAGAR, C.	RO	TY	-	-	-	-	-	-	-	.0	.0	.0	1	0	0	1	0
WEBB, J.			-	-	-	-	-	-	-	.0	-	-	0	0	0	0	0
Rochester Cheetahs			.272	.346	.478	.824	.206	.324	.815	276.6	951.2	6.0	6364	21	54	53	35


**WEST**

**COAST**

**Wrecking Crew**



**1-Bryan Reynolds, CF 2-Jose Ramirez, 3B 3-Ketel Marte, 2B 4-Darin Ruf, RF 5-Freddie Freeman, 1B 6-Austin Slater, LF 7-Yermin Mercedes 8-Jose Iglesias, SS 9-Lance Lynn, P**



**WEST COAST WRECKING CREW  
2022 Opening Day Starting Lineup**



**LJ Honeycutt**

**(530) 519-2167**

**[ljhoneycutt@hotmail.com](mailto:ljhoneycutt@hotmail.com)**

20 Pitchers	Tm	Lg	W	L	PCT	SV	ERA	G	GS	CG	SHO	QS	IP	H	R	ER	HR	SO	BB
ZAVALA, S.	WC	TY	0	0	-	0	.00	1	0	0	0	0	2.0	4	3	0	0	3	0
SMITH, R.			1	1	.500	0	2.12	3	3	0	0	2	17.0	19	4	4	3	13	5
BRUIHL, J.	WC	TY	0	1	.000	2	2.55	20	1	0	0	0	24.2	19	8	7	4	27	6
DOVAL, C.	WC	TY	2	0	1.000	0	3.00	30	0	0	0	0	30.0	25	12	10	2	33	12
BOYD, M.	WC	TY	5	2	.714	0	3.05	19	13	0	0	7	88.2	71	40	30	4	84	31
BARLOW, S.	WC	TY	7	6	.538	37	3.07	73	0	0	0	0	82.0	52	31	28	8	79	33
LYNN, L.	WC	TY	14	10	.583	2	3.27	30	26	2	1	18	181.2	128	70	66	25	178	56
MORGAN, E.	WC	TY	8	2	.800	0	3.41	18	16	1	0	9	103.0	113	40	39	17	82	19
STEELE, J.	WC	TY	5	2	.714	0	3.82	22	10	0	0	6	73.0	77	33	31	12	71	23
FAMILIA, J.	WC	TY	4	4	.500	2	3.99	62	0	0	0	0	65.1	72	34	29	5	70	25
ALLARD, K.	WC	TY	12	5	.706	0	4.12	26	25	1	1	13	146.1	150	70	67	21	125	36
GARCIA, Y.	WC	TY	8	4	.667	4	4.13	46	0	0	0	0	61.0	64	29	28	7	58	23
CLIPPARD, T.	WC	TY	0	3	.000	1	4.30	23	0	0	0	0	29.1	28	15	14	6	21	11
SIMS, L.	WC	TY	5	2	.714	3	4.72	49	0	0	0	0	55.1	58	31	29	6	71	18
GOMBER, A.	WC	TY	6	4	.600	0	4.75	24	22	1	1	12	121.1	145	75	64	13	110	32
GALLEN, Z.	WC	TY	7	7	.500	0	4.90	25	25	2	1	9	137.2	155	82	75	20	179	43
WENDELKEN, J.	WC	TY	4	3	.571	3	5.10	48	0	0	0	0	47.2	62	27	27	2	40	16
WELLS, A.	WC	TY	3	4	.429	0	5.65	16	11	2	0	1	73.1	101	49	46	12	77	26
KRANICK, M.	WC	TY	3	2	.600	0	6.25	18	10	1	0	4	72.0	99	54	50	8	66	33
FOSTER, M.	WC	TY	3	3	.500	0	6.52	35	0	0	0	0	49.2	73	40	36	11	45	27
West Coast Wrecking Crew			97	65	.599	54	4.19	588	162	10	4	81	1461.0	1515	747	680	186	1432	475

20 Pitchers	Tm	Lg	SUP/9	R/9	ERA	BF/9	BR/9	H/9	BB/9	SO/9	HR/9	ERPT	OBA	BF	BR	IBB	HB	WP	BK
ZAVALA, S.	WC	TY	.0	13.50	.00	45.0	18.0	18.0	.0	13.5	.00	.9	.444	10	4	0	0	0	0
SMITH, R.			3.7	2.12	2.12	38.1	12.7	10.1	2.6	6.9	1.59	3.7	.292	72	24	0	0	0	0
BRUIHL, J.	WC	TY	1.1	2.92	2.55	36.5	10.2	6.9	2.2	9.9	1.46	4.1	.211	100	28	0	3	0	0
DOVAL, C.	WC	TY	.0	3.60	3.00	37.5	11.7	7.5	3.6	9.9	.60	3.6	.227	125	39	0	2	1	0
BOYD, M.	WC	TY	4.0	4.06	3.05	38.5	10.8	7.2	3.0	8.5	.41	10.1	.212	379	106	1	5	4	0
BARLOW, S.	WC	TY	.0	3.40	3.07	36.9	10.1	5.7	3.6	8.7	.88	9.0	.178	336	92	0	7	2	0
LYNN, L.	WC	TY	4.6	3.47	3.27	35.7	9.2	6.3	2.6	8.8	1.24	16.1	.197	721	185	4	5	4	0
MORGAN, E.	WC	TY	6.8	3.50	3.41	38.0	11.8	9.9	1.6	7.2	1.49	7.5	.276	435	135	1	4	0	2
STEELE, J.	WC	TY	4.7	4.07	3.82	38.7	12.8	9.5	2.8	8.8	1.48	2.0	.270	314	104	0	4	0	0
FAMILIA, J.	WC	TY	.0	4.68	3.99	39.9	13.2	9.9	3.2	9.6	.69	.5	.275	290	96	2	1	2	0
ALLARD, K.	WC	TY	5.7	4.31	4.12	37.8	11.7	9.2	2.2	7.7	1.29	-.9	.266	614	190	0	4	3	0
GARCIA, Y.	WC	TY	.0	4.28	4.13	39.2	12.8	9.4	3.2	8.6	1.03	-.4	.267	266	87	1	1	1	0
CLIPPARD, T.	WC	TY	.0	4.60	4.30	38.4	12.3	8.6	3.1	6.4	1.84	-.7	.252	125	40	1	2	1	0
SIMS, L.	WC	TY	.0	5.04	4.72	38.7	12.2	9.4	2.8	11.5	.98	-4.0	.265	238	75	1	0	3	0
GOMBER, A.	WC	TY	6.4	5.56	4.75	40.1	13.4	10.8	2.4	8.2	.96	-9.2	.291	541	181	0	4	0	0
GALLEN, Z.	WC	TY	4.4	5.36	4.90	40.0	13.4	10.1	2.7	11.7	1.31	-12.8	.280	612	205	2	9	1	0
WENDELKEN, J.	WC	TY	.0	5.10	5.10	41.2	14.3	11.7	2.6	7.6	.38	-5.5	.312	218	76	2	0	1	0
WELLS, A.	WC	TY	3.9	6.01	5.65	42.0	15.7	12.4	3.2	9.4	1.47	-12.9	.323	342	128	0	1	0	0
KRANICK, M.	WC	TY	6.1	6.75	6.25	43.9	16.9	12.4	4.0	8.3	1.00	-17.5	.318	351	135	1	4	2	0
FOSTER, M.	WC	TY	.0	7.25	6.52	43.9	18.3	13.2	4.7	8.2	1.99	-13.6	.349	242	101	1	2	1	0
West Coast Wrecking Crew			3.6	4.60	4.19	39.0	12.5	9.3	2.8	8.8	1.15	-20.0	.265	6331	2031	17	58	26	2

37 Players	Tm	Lg	AVG	G	AB	R	H	2B	3B	HR	TB	RBI	SO	BB	ASB	SB	CS	SBP	GDP
FOSTER, M.	WC	TY	.500	35	8	2	4	0	0	0	4	3	3	2	0	0	0	-	0
MARTE, K.	WC	TY	.342	95	342	55	117	30	3	16	201	55	60	27	5	3	2	60.0	7
SIMS, L.	WC	TY	.333	49	3	0	1	0	0	0	1	0	1	0	0	0	0	-	0
REYNOLDS, B.	WC	TY	.316	149	585	118	185	35	5	29	317	86	130	61	11	7	4	63.6	5
GRANDAL, Y.	WC	TY	.310	98	274	66	85	16	0	21	164	54	77	72	0	0	0	-	5
MERCEDES, Y.	WC	TY	.298	91	262	26	78	14	0	12	128	40	45	19	0	0	0	-	7
FREEMAN, F.	WC	TY	.290	159	639	105	185	18	1	37	316	106	124	68	10	7	3	70.0	8
LEWIS, K.	WC	TY	.285	58	130	19	37	4	0	4	53	15	29	14	4	2	2	50.0	1
SCHOOP, J.	WC	TY	.276	109	431	65	119	19	1	17	191	61	87	28	5	3	2	60.0	10
NAQUIN, T.	WC	TY	.271	116	384	54	104	19	2	20	187	62	94	25	8	7	1	87.5	3
RUF, D.	SS	TY	.270	36	89	15	24	7	0	7	52	16	21	12	0	0	0	-	6
IGLESIAS, J.	WC	TY	.255	128	388	41	99	18	1	8	143	34	95	24	4	3	1	75.0	6
SLATER, A.	WC	TY	.253	115	273	39	69	15	1	16	134	51	65	18	16	12	4	75.0	7
RAMIREZ, J.	WC	TY	.246	145	541	100	133	20	5	41	286	109	96	61	29	28	1	96.6	8
BROWN, S.	WC	TY	.234	88	222	34	52	9	0	16	109	39	71	13	1	1	0	100.0	5
ZAVALA, S.	WC	TY	.229	54	105	17	24	3	0	8	51	16	48	8	0	0	0	-	2
DIAZ, A.	WC	TY	.220	110	255	33	56	13	0	8	93	32	52	19	0	0	0	-	5
MILLER, O.	WC	TY	.216	45	97	12	21	4	0	3	34	8	29	4	0	0	0	-	1
MORGAN, E.	WC	TY	.188	18	32	4	6	1	0	1	10	5	12	6	0	0	0	-	1
AQUINO, A.	WC	TY	.176	61	102	18	18	6	0	4	36	11	42	22	4	4	0	100.0	1
ALCANTARA, S.	WC	TY	.172	69	174	14	30	3	0	4	45	13	61	17	2	1	1	50.0	2
GARCIA, Y.	WC	TY	.167	46	6	1	1	0	0	1	4	1	2	0	0	0	0	-	0
ALLARD, K.	WC	TY	.156	26	45	5	7	1	1	0	10	1	8	1	0	0	0	-	0
GALLEN, Z.	WC	TY	.152	25	46	5	7	2	0	0	9	0	25	1	0	0	0	-	1
WELLS, A.	WC	TY	.150	16	20	3	3	0	0	0	3	2	9	1	0	0	0	-	1
GOMBER, A.	WC	TY	.146	24	41	2	6	0	0	0	6	0	22	1	0	0	0	-	1
STEELE, J.	WC	TY	.136	22	22	1	3	0	0	0	3	2	5	0	0	0	0	-	3
BOYD, M.	WC	TY	.111	19	27	1	3	0	0	0	3	2	9	1	0	0	0	-	0
KRANICK, M.	WC	TY	.087	18	23	2	2	1	0	0	3	1	7	2	0	0	0	-	0
LYNN, L.	WC	TY	.086	30	58	3	5	1	0	0	6	2	18	3	0	0	0	-	1
BARLOW, S.	WC	TY	.000	73	5	1	0	0	0	0	0	0	1	1	0	0	0	-	0
SMITH, R.			.000	3	6	0	0	0	0	0	0	0	3	0	0	0	0	-	0
WENDELKEN, J.	WC	TY	.000	48	4	0	0	0	0	0	0	0	1	0	0	0	0	-	0
BRUIHL, J.	WC	TY	.000	20	4	0	0	0	0	0	0	0	1	0	0	0	0	-	1
FAMILIA, J.	WC	TY	.000	62	2	0	0	0	0	0	0	0	2	0	0	0	0	-	0
CLIPPARD, T.	WC	TY	.000	23	1	0	0	0	0	0	0	0	1	0	0	0	0	-	0
DOVAL, C.	WC	TY	.000	30	1	0	0	0	0	0	0	0	1	0	0	0	0	-	0
West Coast Wrecking Crew			.263	2313	5647	861	1484	259	20	273	2602	827	1357	531	99	78	21	78.8	98

37 Players	Tm	Lg	AVG	OBP	SLG	OPS	ISO	SECA	TA	RCON	RC	RC/G	PA	IBB	HBP	SH	SF
FOSTER, M.	WC	TY	.500	.600	.500	1.100	.000	.250	1.500	1.5	2.7	14.8	11	0	0	1	0
MARTE, K.	WC	TY	.342	.390	.588	.978	.246	.327	.991	33.4	77.1	8.8	372	0	1	0	2
SIMS, L.	WC	TY	.333	.333	.333	.667	.000	.000	.500	-0	.3	4.5	3	0	0	0	0
REYNOLDS, B.	WC	TY	.316	.382	.542	.924	.226	.335	.949	47.9	124.6	8.2	652	1	3	0	3
GRANDAL, Y.	WC	TY	.310	.458	.599	1.057	.288	.551	1.232	41.8	81.3	11.3	350	2	3	1	0
MERCEDES, Y.	WC	TY	.298	.346	.489	.835	.191	.263	.775	12.5	43.0	6.0	284	0	1	1	1
FREEMAN, F.	WC	TY	.290	.365	.495	.859	.205	.318	.858	38.4	118.3	6.9	716	4	8	0	1
LEWIS, K.	WC	TY	.285	.354	.408	.761	.123	.231	.729	3.2	19.6	5.3	148	1	1	1	2
SCHOOP, J.	WC	TY	.276	.321	.443	.764	.167	.234	.688	9.0	59.2	4.9	461	0	1	0	1
NAQUIN, T.	WC	TY	.271	.318	.487	.805	.216	.297	.785	15.3	61.7	5.8	418	3	4	0	5
RUF, D.	SS	TY	.270	.365	.584	.950	.315	.449	.930	8.4	17.1	6.4	104	2	2	0	1
IGLESIAS, J.	WC	TY	.255	.303	.369	.671	.113	.180	.584	-3.3	43.4	3.9	418	2	3	2	1
SLATER, A.	WC	TY	.253	.300	.491	.791	.238	.333	.767	8.9	38.3	4.8	294	0	1	1	1
RAMIREZ, J.	WC	TY	.246	.330	.529	.859	.283	.445	.918	37.9	100.4	6.5	612	5	8	0	2
BROWN, S.	WC	TY	.234	.280	.491	.771	.257	.320	.709	4.4	29.2	4.5	236	1	1	0	0
ZAVALA, S.	WC	TY	.229	.283	.486	.769	.257	.333	.711	2.0	14.1	4.6	113	0	0	0	0
DIAZ, A.	WC	TY	.220	.288	.365	.653	.145	.220	.578	-3.8	26.8	3.5	281	3	6	0	1
MILLER, O.	WC	TY	.216	.248	.351	.598	.134	.175	.494	-3.8	8.3	2.9	101	0	0	0	0
MORGAN, E.	WC	TY	.188	.316	.313	.628	.125	.313	.593	-5	3.6	3.1	43	0	0	5	0
AQUINO, A.	WC	TY	.176	.325	.353	.678	.176	.431	.741	1.9	14.2	4.4	126	0	1	0	1
ALCANTARA, S.	WC	TY	.172	.249	.259	.507	.086	.184	.435	-11.8	11.8	2.2	193	0	1	0	1
GARCIA, Y.	WC	TY	.167	.167	.667	.833	.500	.500	.800	.1	.7	3.6	6	0	0	0	0
ALLARD, K.	WC	TY	.156	.174	.222	.396	.067	.089	.289	-5.0	2.2	1.2	55	0	0	9	0
GALLEN, Z.	WC	TY	.152	.188	.196	.383	.043	.065	.275	-5.2	1.8	1.1	53	0	1	5	0
WELLS, A.	WC	TY	.150	.190	.150	.340	.000	.050	.222	-2.5	.6	.8	24	0	0	3	0
GOMBER, A.	WC	TY	.146	.167	.146	.313	.000	.024	.194	-5.7	1.2	.8	49	0	0	7	0
STEELE, J.	WC	TY	.136	.130	.136	.267	.000	.000	.136	-3.4	.0	.0	26	0	0	3	1
BOYD, M.	WC	TY	.111	.143	.111	.254	.000	.037	.167	-4.3	.7	.6	32	0	0	4	0
KRANICK, M.	WC	TY	.087	.160	.130	.290	.043	.130	.238	-3.3	.7	.8	27	0	0	2	0
LYNN, L.	WC	TY	.086	.131	.103	.235	.017	.069	.167	-9.6	1.1	.5	69	0	0	8	0
BARLOW, S.	WC	TY	.000	.167	.000	.167	.000	.200	.200	-9	.1	.5	7	0	0	1	0
SMITH, R.			.000	.000	.000	.000	.000	.000	.000	-1.5	.0	.0	6	0	0	0	0
WENDELKEN, J.	WC	TY	.000	.000	.000	.000	.000	.000	.000	-1.0	.0	.0	5	0	0	1	0
BRUIHL, J.	WC	TY	.000	.000	.000	.000	.000	.000	.000	-1.0	-0	-0	4	0	0	0	0
FAMILIA, J.	WC	TY	.000	.000	.000	.000	.000	.000	.000	-5	.0	.0	3	0	0	1	0
CLIPPARD, T.	WC	TY	.000	.000	.000	.000	.000	.000	.000	-3	.0	.0	1	0	0	0	0
DOVAL, C.	WC	TY	.000	.000	.000	.000	.000	.000	.000	-3	.0	.0	1	0	0	0	0
West Coast Wrecking Crew			.263	.330	.461	.791	.198	.302	.761	199.0	871.2	5.4	6304	24	46	56	24






FARMINGTON

RIVER RATS



**FARMINGTON  
RIVER RATS  
2022 Opening Day  
Starting Lineup**



- 1-Yonathan Daza, CF**
- 2-George Springer, RF**
- 3-Salvador Perez, C**
- 4-Nelson Cruz, 1B**
- 5-Freddy Galvis, 3B**
- 6-Elvis Andrus, SS**
- 7-Tommy La Stella, 2B**
- 8-Vincent Robles, LF**
- 9-Rich Hill P**



# **Mike Mancini**

**40 Cope Farms Road  
Farmington, CT 06032  
(860) 674-8378  
bubs922@comcast.net**





18 Pitchers	Tm	Lg	W	L	PCT	SV	ERA	G	GS	CG	SHO	QS	IP	H	R	ER	HR	SO	BB
ROSARIO, E.	FR	TY	0	0	-	0	.00	1	0	0	0	0	1.0	1	0	0	0	1	0
CLASE, E.	FR	TY	4	2	.667	41	.66	60	0	0	0	0	68.2	19	6	5	2	60	26
STAUMONT, J.	FR	TY	1	3	.250	2	1.45	49	0	0	0	0	74.2	50	18	12	5	82	25
GARCIA, J.	FR	TY	2	2	.500	2	2.00	61	0	0	0	0	72.0	46	21	16	8	69	20
FLORO, D.	FR	TY	2	4	.333	1	3.33	53	0	0	0	0	73.0	62	30	27	5	69	25
KERSHAW, C.	FR	TY	13	6	.684	0	3.67	23	23	1	0	15	142.1	118	61	58	20	179	34
GALLEGOS, G.	FR	TY	8	5	.615	2	3.67	61	0	0	0	0	76.0	66	33	31	12	83	25
MULLER, K.	FR	TY	1	1	.500	0	3.68	4	4	0	0	2	22.0	26	12	9	0	19	8
FRIED, M.	FR	TY	16	12	.571	0	3.80	31	31	0	0	20	184.2	146	86	78	30	183	48
URENA, J.	FR	TY	2	2	.500	0	3.90	26	1	0	0	1	55.1	60	31	24	6	52	25
COUSINS, J.	FR	TY	0	0	-	1	4.09	26	0	0	0	0	33.0	29	15	15	7	41	9
HILL, R.	FR	TY	12	11	.522	0	4.25	30	30	0	0	14	167.1	166	98	79	17	140	67
PEACOCK, M.	FR	TY	0	0	-	0	4.33	17	0	0	0	0	35.1	44	23	17	3	30	11
ODORIZZI, J.	FR	TY	5	8	.385	0	4.46	21	21	0	0	10	117.0	108	61	58	15	85	50
SBORZ, J.	FR	TY	0	0	-	0	5.02	22	0	0	0	0	28.2	30	16	16	6	28	12
KELLY, M.	FR	TY	8	11	.421	0	5.61	25	25	0	0	11	134.2	163	86	84	24	121	37
SANTILLAN, T.	FR	TY	1	0	1.000	0	5.95	16	0	0	0	0	19.2	17	13	13	4	27	11
GRAY, S.	FR	TY	11	9	.550	0	6.02	27	27	1	1	10	142.0	163	109	95	23	173	60
Farmington River Rats			86	76	.531	49	3.96	553	162	2	1	83	1447.1	1314	719	637	187	1442	493

18 Pitchers	Tm	Lg	SUP/9	R/9	ERA	BF/9	BR/9	H/9	BB/9	SO/9	HR/9	ERPT	OBA	BF	BR	IBB	HB	WP	BK
ROSARIO, E.	FR	TY	.0	.00	.00	36.0	9.0	9.0	.0	9.0	.00	.5	.250	4	1	0	0	0	0
CLASE, E.	FR	TY	.0	.79	.66	32.9	5.9	2.5	3.4	7.9	.26	26.0	.086	251	45	0	0	1	0
STAUMONT, J.	FR	TY	.0	2.17	1.45	35.8	8.9	6.0	2.9	9.9	.60	21.7	.185	297	74	1	0	2	0
GARCIA, J.	FR	TY	.0	2.63	2.00	34.3	8.4	5.8	2.5	8.6	1.00	16.5	.182	274	67	0	1	1	0
FLORO, D.	FR	TY	.0	3.70	3.33	36.6	10.5	7.6	2.8	8.5	.62	6.0	.228	297	85	2	0	1	0
KERSHAW, C.	FR	TY	4.9	3.86	3.67	36.0	9.8	7.5	2.1	11.3	1.26	6.3	.225	569	155	0	3	0	0
GALLEGOS, G.	FR	TY	.0	3.91	3.67	38.0	11.1	7.8	2.6	9.8	1.42	3.3	.229	321	94	3	6	3	0
MULLER, K.	FR	TY	5.3	4.91	3.68	40.1	13.9	10.6	2.9	7.8	.00	.9	.292	98	34	1	1	0	0
FRIED, M.	FR	TY	5.1	4.19	3.80	36.5	9.8	7.1	2.3	8.9	1.46	5.4	.212	749	202	0	8	5	0
URENA, J.	FR	TY	.2	5.04	3.90	40.5	14.3	9.8	4.1	8.5	.98	1.0	.274	249	88	0	3	1	0
COUSINS, J.	FR	TY	.0	4.09	4.09	36.8	10.4	7.9	2.5	11.2	1.91	-.1	.234	135	38	0	0	0	0
HILL, R.	FR	TY	4.7	5.27	4.25	39.5	13.1	8.9	3.5	7.5	.91	-3.4	.258	735	244	2	13	0	0
PEACOCK, M.	FR	TY	.0	5.86	4.33	40.8	15.0	11.2	2.8	7.6	.76	-1.0	.306	160	59	0	4	1	0
ODORIZZI, J.	FR	TY	3.7	4.69	4.46	38.7	12.3	8.3	3.8	6.5	1.15	-5.1	.244	503	160	0	2	0	0
SBORZ, J.	FR	TY	.0	5.02	5.02	39.6	12.9	9.4	3.5	8.8	1.88	-3.1	.270	126	41	1	0	1	0
KELLY, M.	FR	TY	4.7	5.75	5.61	40.3	14.0	10.9	2.5	8.1	1.60	-23.2	.296	603	210	0	10	1	0
SANTILLAN, T.	FR	TY	.0	5.95	5.95	38.4	13.7	7.8	5.0	12.4	1.83	-4.1	.239	84	30	0	2	0	0
GRAY, S.	FR	TY	6.0	6.91	6.02	40.9	14.8	10.3	3.8	11.0	1.46	-30.9	.286	645	233	0	10	3	0
Farmington River Rats			3.1	4.47	3.96	37.9	11.6	8.2	3.0	9.0	1.16	16.8	.239	6100	1860	10	63	20	0

35 Players	Tm	Lg	AVG	G	AB	R	H	2B	3B	HR	TB	RBI	SO	BB	ASB	SB	CS	SBP	GDP
URENA, J.	FR	TY	.500	26	6	4	3	0	0	1	6	1	0	1	0	0	0	-	0
PEACOCK, M.	FR	TY	.500	17	6	0	3	0	0	0	3	0	1	0	0	0	0	-	0
FLORO, D.	FR	TY	.500	53	2	0	1	0	0	0	1	0	0	0	0	0	0	-	0
STAUMONT, J.	FR	TY	.400	49	5	0	2	0	0	0	2	0	0	0	0	0	0	-	0
SBORZ, J.	FR	TY	.333	22	3	1	1	0	0	1	4	1	1	0	0	0	0	-	0
GURRIEL, Y.	FR	TY	.328	152	525	91	172	41	0	22	279	80	55	49	0	0	0	-	13
PEREZ, S.	FR	TY	.290	160	638	98	185	28	0	59	390	142	166	23	0	0	0	-	19
FRIED, M.	FR	TY	.284	31	67	5	19	6	0	0	25	8	20	5	0	0	0	-	1
SPRINGER, G.	FR	TY	.280	105	336	64	94	22	4	23	193	58	89	37	1	1	0	100.0	6
CRUZ, N.	FR	TY	.278	95	205	34	57	5	0	15	107	36	46	18	0	0	0	-	7
GALVIS, F.	FR	TY	.277	109	358	53	99	21	0	16	168	51	97	29	0	0	0	-	6
DAZA, Y.	FR	TY	.270	99	293	37	79	16	1	1	100	19	66	15	1	1	0	100.0	4
ARRAEZ, L.	FR	TY	.269	114	376	50	101	14	2	2	125	34	48	31	0	0	0	-	6
MONDESI, A.	FR	TY	.252	51	135	20	34	8	1	6	62	21	44	7	13	12	1	92.3	2
ROSARIO, E.	FR	TY	.247	111	380	35	94	16	4	8	142	46	74	22	7	6	1	85.7	3
CANHA, M.	FR	TY	.235	145	489	68	115	16	5	19	198	67	118	80	14	10	4	71.4	11
ANDRUS, E.	FR	TY	.234	130	448	46	105	17	0	3	131	34	70	21	4	4	0	100.0	12
La STELLA, T.	FR	TY	.234	99	235	29	55	12	0	10	97	30	48	23	0	0	0	-	8
BREGMAN, A.	FR	TY	.232	100	293	42	68	11	0	5	94	28	48	50	2	2	0	100.0	5
McKINSTRY, Z.	FR	TY	.214	28	70	8	15	3	0	3	27	10	22	3	0	0	0	-	0
ESTRADA, T.	FR	TY	.204	46	93	9	19	2	1	1	26	9	23	6	0	0	0	-	1
HILL, R.	FR	TY	.183	30	60	3	11	0	0	0	11	3	21	0	0	0	0	-	3
GRAY, S.	FR	TY	.178	27	45	4	8	0	0	0	8	3	10	3	0	0	0	-	0
HIGASHIOKA, K.	FR	TY	.169	47	65	7	11	0	1	2	19	7	18	6	0	0	0	-	0
KELENIC, J.	FR	TY	.162	73	197	23	32	10	0	6	60	21	63	17	1	1	0	100.0	1
KERSHAW, C.	FR	TY	.143	23	49	3	7	0	0	0	7	2	16	1	0	0	0	-	0
MULLER, K.	FR	TY	.143	4	7	1	1	1	0	0	2	0	2	1	0	0	0	-	0
ROBLES, V.	FR	TY	.141	68	135	14	19	7	0	0	26	6	40	14	2	2	0	100.0	5
ODORIZZI, J.	FR	TY	.138	21	29	0	4	0	0	0	4	2	8	4	0	0	0	-	1
KELLY, M.	FR	TY	.071	25	42	3	3	1	0	0	4	0	26	4	0	0	0	-	0
CLASE, E.	FR	TY	.000	60	2	0	0	0	0	0	0	0	0	0	0	0	0	-	0
GALLEGOS, G.	FR	TY	.000	61	2	0	0	0	0	0	0	0	0	0	0	0	0	-	0
GARCIA, J.	FR	TY	-	61	0	0	0	0	0	0	0	0	0	2	0	0	0	-	0
COUSINS, J.	FR	TY	.000	26	1	0	0	0	0	0	0	0	0	0	0	0	0	-	0
SANTILLAN, T.	FR	TY	-	16	0	0	0	0	0	0	0	0	0	0	0	0	0	-	0
Farmington River Rats			.253	2284	5597	752	1417	257	19	203	2321	719	1240	472	45	39	6	86.7	114

35 Players	Tm	Lg	AVG	OBP	SLG	OPS	ISO	SECA	TA	RCON	RC	RC/G	PA	IBB	HBP	SH	SF
URENA, J.	FR	TY	.500	.571	1.000	1.571	.500	.667	2.333	1.9	3.6	32.2	7	0	0	0	0
PEACOCK, M.	FR	TY	.500	.500	.500	1.000	.000	.000	1.000	.6	1.5	13.5	6	0	0	0	0
FLORO, D.	FR	TY	.500	.500	.500	1.000	.000	.000	1.000	.2	.5	13.5	2	0	0	0	0
STAUMONT, J.	FR	TY	.400	.400	.400	.800	.000	.000	.667	.2	.8	7.2	5	0	0	0	0
SBORZ, J.	FR	TY	.333	.333	1.333	1.667	1.000	1.000	2.000	.9	1.3	18.0	3	0	0	0	0
GURRIEL, Y.	FR	TY	.328	.383	.531	.914	.204	.297	.899	42.0	106.1	7.7	580	1	1	0	5
PEREZ, S.	FR	TY	.290	.330	.611	.941	.321	.357	.909	49.7	120.9	6.9	679	3	16	0	2
FRIED, M.	FR	TY	.284	.333	.373	.706	.090	.164	.612	.4	8.5	4.6	73	0	0	1	0
SPRINGER, G.	FR	TY	.280	.356	.574	.931	.295	.408	.944	27.6	69.2	7.5	376	2	3	0	0
CRUZ, N.	FR	TY	.278	.338	.522	.860	.244	.332	.813	11.3	34.3	5.9	225	2	1	0	1
GALVIS, F.	FR	TY	.277	.331	.469	.800	.193	.274	.751	13.2	56.2	5.6	393	0	2	0	4
DAZA, Y.	FR	TY	.270	.309	.341	.650	.072	.126	.546	-4.0	31.6	3.9	314	0	3	0	3
ARRAEZ, L.	FR	TY	.269	.324	.332	.656	.064	.146	.559	-4.0	41.7	4.0	411	0	1	0	3
MONDESI, A.	FR	TY	.252	.297	.459	.756	.207	.341	.798	5.3	19.6	5.0	145	0	2	0	1
ROSARIO, E.	FR	TY	.247	.288	.374	.662	.126	.197	.586	-4.6	42.0	3.9	403	1	0	0	1
CANHA, M.	FR	TY	.235	.359	.405	.764	.170	.346	.781	17.8	76.5	5.3	588	1	16	0	3
ANDRUS, E.	FR	TY	.234	.272	.292	.565	.058	.114	.448	-19.7	34.7	2.6	475	0	3	1	2
La STELLA, T.	FR	TY	.234	.299	.413	.712	.179	.277	.638	1.4	28.0	4.0	261	0	0	0	3
BREGMAN, A.	FR	TY	.232	.349	.321	.669	.089	.266	.652	1.9	36.9	4.3	350	1	4	0	3
McKINSTRY, Z.	FR	TY	.214	.247	.386	.632	.171	.214	.545	-2.0	6.9	3.3	75	0	0	2	0
ESTRADA, T.	FR	TY	.204	.260	.280	.540	.075	.140	.440	-5.3	6.8	2.4	100	3	1	0	0
HILL, R.	FR	TY	.183	.183	.183	.367	.000	.000	.212	-7.2	1.7	.8	65	0	0	5	0
GRAY, S.	FR	TY	.178	.229	.178	.407	.000	.067	.297	-4.6	2.4	1.5	54	0	0	6	0
HIGASHIOKA, K.	FR	TY	.169	.239	.292	.532	.123	.215	.463	-4.0	4.9	2.5	71	0	0	0	0
KELENIC, J.	FR	TY	.162	.239	.305	.543	.142	.234	.488	-10.6	15.5	2.5	218	0	3	0	1
KERSHAW, C.	FR	TY	.143	.160	.143	.303	.000	.020	.190	-7.0	1.3	.8	52	0	0	2	0
MULLER, K.	FR	TY	.143	.250	.286	.536	.143	.286	.500	-.4	.6	2.4	9	0	0	1	0
ROBLES, V.	FR	TY	.141	.252	.193	.444	.052	.170	.397	-10.7	7.2	1.6	157	0	6	2	0
ODORIZZI, J.	FR	TY	.138	.242	.138	.380	.000	.138	.308	-3.1	1.5	1.2	40	0	0	7	0
KELLY, M.	FR	TY	.071	.152	.095	.247	.024	.119	.205	-6.7	1.0	.6	50	0	0	4	0
CLASE, E.	FR	TY	.000	.000	.000	.000	.000	.000	.000	-.5	.0	.0	2	0	0	0	0
GALLEGOS, G.	FR	TY	.000	.000	.000	.000	.000	.000	.000	-.5	.0	.0	2	0	0	0	0
GARCIA, J.	FR	TY	-	1.000	-	-	-	-	-	.7	.5	-	2	0	0	0	0
COUSINS, J.	FR	TY	.000	.000	.000	.000	.000	.000	.000	-.3	.0	.0	1	0	0	0	0
SANTILLAN, T.	FR	TY	-	-	-	-	-	-	-	.0	-	-	0	0	0	0	0
Farmington River Rats			.253	.317	.415	.731	.162	.252	.673	80.0	741.8	4.6	6194	14	62	31	32

Fungo





## **2022 Opening Day Starting Lineup Fargo Fungoes**

**1-Rob Grossman, LF    2-Ty France, 2B    3-Yordan Alvarez, CF    4-Yoan Moncada, 3B  
5-Giancarlo Stanton, RF    6-Jared Walsh, 1B    7-Gary Sanchez, C    8-Didi Gregorius, SS  
9-Kyle Hendricks, P**



**Jeff Hobbs**

**167 Juniper Drive**

**Boone, NC 28607**

**(828) 719-1165**

**Jeffrey.hobbs@gmail.com**

17 Pitchers	Tm	Lg	W	L	PCT	SV	ERA	G	GS	CG	SHO	QS	IP	H	R	ER	HR	SO	BB
PAYAMPS, J.	FF	TY	1	0	1.000	2	2.11	46	0	0	0	0	59.2	46	16	14	8	53	14
GARCIA, L.	FF	TY	2	1	.667	1	2.43	35	0	0	0	0	37.0	26	10	10	3	30	13
SMITH, D.	FF	TY	3	0	1.000	3	2.70	33	0	0	0	0	46.2	30	18	14	7	39	13
POMERANZ, D.	FF	TY	1	2	.333	2	2.79	25	0	0	0	0	29.0	22	13	9	5	25	9
SUTER, B.	FF	TY	5	3	.625	1	2.99	57	0	0	0	0	84.1	68	45	28	15	85	25
HENDRICKS, K.	FF	TY	13	14	.481	0	3.21	34	34	5	3	20	219.0	212	91	78	18	175	48
LEONE, D.	FF	TY	4	6	.400	21	3.23	53	0	0	0	0	61.1	33	26	22	5	51	27
GRAVEMAN, K.	FF	TY	6	2	.750	6	3.38	53	0	0	0	0	64.0	40	28	24	12	63	27
DARVISH, Y.	FF	TY	10	14	.417	0	3.70	30	30	0	0	17	182.2	182	90	75	26	204	53
GONZALEZ, V.	FF	TY	1	2	.333	0	3.72	32	0	0	0	0	38.2	37	21	16	6	27	27
GRAY, J.	FF	TY	9	3	.750	0	4.02	21	21	0	0	10	127.2	113	61	57	11	128	44
MAEDA, K.	FF	TY	8	7	.533	0	4.40	21	21	1	0	12	118.2	115	61	58	16	124	43
FLEMING, J.	FF	TY	4	11	.267	0	4.74	20	20	0	0	7	114.0	141	68	60	17	81	37
KIKUCHI, Y.	FF	TY	10	11	.476	0	5.96	26	26	2	1	9	140.1	172	104	93	38	126	52
CANNING, G.	FF	TY	4	2	.667	0	6.27	9	9	0	0	4	51.2	68	41	36	12	55	22
AKIN, K.	FF	TY	1	1	.500	1	6.63	18	1	0	0	0	38.0	57	35	28	4	38	20
LORENZEN, M.	FF	TY	0	1	.000	1	7.90	11	0	0	0	0	13.2	22	14	12	3	9	10
Fargo Fungoes			82	80	.506	38	4.00	524	162	8	4	79	1426.1	1384	742	634	206	1313	484

17 Pitchers	Tm	Lg	SUP/9	R/9	ERA	BF/9	BR/9	H/9	BB/9	SO/9	HR/9	ERPT	OBA	BF	BR	IBB	HB	WP	BK
PAYAMPS, J.	FF	TY	.0	2.41	2.11	35.6	9.4	6.9	2.1	8.0	1.21	13.0	.211	236	62	0	2	1	0
GARCIA, L.	FF	TY	.0	2.43	2.43	35.8	9.2	6.3	2.4	7.3	.73	6.7	.197	147	38	3	2	0	0
SMITH, D.	FF	TY	.0	3.47	2.70	36.5	8.9	5.8	2.3	7.5	1.35	7.1	.174	189	46	1	4	0	0
POMERANZ, D.	FF	TY	.0	4.03	2.79	37.2	9.0	6.8	2.2	7.8	1.55	4.1	.200	120	29	2	0	2	0
SUTER, B.	FF	TY	.0	4.80	2.99	37.8	10.2	7.3	2.7	9.1	1.60	10.1	.212	354	96	0	3	0	0
HENDRICKS, K.	FF	TY	3.8	3.74	3.21	37.2	11.0	8.7	2.0	7.2	.74	20.9	.253	905	268	0	8	1	0
LEONE, D.	FF	TY	.0	3.82	3.23	36.0	9.2	4.8	4.0	7.5	.73	5.7	.156	245	63	0	3	4	0
GRAVEMAN, K.	FF	TY	.0	3.94	3.38	36.3	9.4	5.6	3.5	8.9	1.69	4.9	.177	258	67	2	2	3	0
DARVISH, Y.	FF	TY	3.8	4.43	3.70	38.6	11.9	9.0	2.6	10.1	1.28	7.5	.255	783	242	0	7	4	0
GONZALEZ, V.	FF	TY	.0	4.89	3.72	41.0	14.7	8.6	6.1	6.3	1.40	1.5	.252	176	63	1	0	2	0
GRAY, J.	FF	TY	6.4	4.30	4.02	38.4	11.4	8.0	3.1	9.0	.78	.7	.232	545	162	0	5	6	0
MAEDA, K.	FF	TY	4.8	4.63	4.40	38.7	12.4	8.7	3.3	9.4	1.21	-4.4	.254	510	164	0	6	3	0
FLEMING, J.	FF	TY	3.3	5.37	4.74	40.7	14.4	11.1	2.8	6.4	1.34	-8.5	.302	515	182	1	5	0	0
KIKUCHI, Y.	FF	TY	5.1	6.67	5.96	41.7	14.9	11.0	3.3	8.1	2.44	-29.6	.297	650	233	0	9	4	0
CANNING, G.	FF	TY	5.7	7.14	6.27	42.7	16.0	11.8	3.8	9.6	2.09	-12.7	.311	245	92	0	2	0	0
AKIN, K.	FF	TY	1.9	8.29	6.63	45.5	18.9	13.5	4.7	9.0	.95	-10.8	.341	192	80	0	3	0	0
LORENZEN, M.	FF	TY	.0	9.22	7.90	46.1	20.4	14.5	5.9	5.9	1.98	-5.8	.367	70	31	1	0	1	0
Fargo Fungoes			3.1	4.68	4.00	38.7	12.1	8.7	3.0	8.3	1.30	10.3	.251	6140	1918	11	61	31	0


35 Players	Tm	Lg	AVG	G	AB	R	H	2B	3B	HR	TB	RBI	SO	BB	ASB	SB	CS	SBP	GDP
POMERANZ, D.	FF	TY	1.000	25	1	0	1	0	0	0	1	1	0	1	0	0	0	-	0
GONZALEZ, V.	FF	TY	.500	32	2	0	1	0	0	0	1	0	0	0	0	0	0	-	0
DE LA CRUZ, B.	FF	TY	.309	70	191	27	59	5	1	6	84	16	48	19	2	1	1	50.0	5
NOLA, A.	FF	TY	.287	78	188	24	54	14	0	0	68	21	25	22	0	0	0	-	1
SUTER, B.	FF	TY	.286	57	7	0	2	1	0	0	3	0	2	0	0	0	0	-	0
OWINGS, C.	FF	TY	.283	59	53	14	15	4	2	2	29	13	17	10	0	0	0	-	0
MONCADA, Y.	FF	TY	.282	158	522	79	147	24	4	16	227	74	146	81	4	4	0	100.0	4
FRANCE, T.	FF	TY	.280	149	539	82	151	29	1	18	236	70	94	50	0	0	0	-	19
GREGORIUS, D.	FF	TY	.279	48	129	18	36	9	0	4	57	20	25	10	3	3	0	100.0	2
WALSH, J.	FF	TY	.278	148	504	81	140	23	5	27	254	90	140	51	3	2	1	66.7	9
ALVAREZ, Y.	FF	TY	.271	147	521	69	141	34	1	27	258	78	136	52	0	0	0	-	14
STANTON, G.	FF	TY	.266	146	500	79	133	21	0	34	256	84	140	57	0	0	0	-	13
FLETCHER, D.	FF	TY	.244	151	513	45	125	30	3	5	176	59	57	30	14	14	0	100.0	10
KIERMAIER, K.	FF	TY	.235	83	162	27	38	8	2	2	56	8	41	22	8	7	1	87.5	1
FRALEY, J.	FF	TY	.231	68	108	22	25	2	0	4	39	16	36	25	11	8	3	72.7	0
GROSSMAN, R.	FF	TY	.224	145	539	69	121	15	1	25	213	60	157	63	25	21	4	84.0	2
KIKUCHI, Y.	FF	TY	.205	26	39	5	8	1	0	0	9	4	13	5	0	0	0	-	0
PAYAMPS, J.	FF	TY	.200	46	5	1	1	0	1	0	3	0	1	1	0	0	0	-	0
ZIMMERMAN, R.	FF	TY	.195	74	149	12	29	8	1	5	54	18	38	9	0	0	0	-	4
SANCHEZ, G.	FF	TY	.194	107	324	45	63	15	3	18	138	40	104	56	0	0	0	-	10
WALLS, T.	FF	TY	.185	80	124	15	23	8	1	0	33	6	40	19	3	3	0	100.0	0
SISCO, C.	FF	TY	.173	36	52	6	9	1	0	0	10	4	20	2	0	0	0	-	0
GRAY, J.	FF	TY	.167	21	42	3	7	0	0	0	7	6	16	0	0	0	0	-	0
CANNING, G.	FF	TY	.167	9	18	0	3	0	0	0	3	1	3	0	0	0	0	-	0
AKIN, K.	FF	TY	.167	18	6	1	1	0	0	0	1	0	1	2	0	0	0	-	1
DARVISH, Y.	FF	TY	.123	30	65	4	8	2	0	0	10	2	28	0	0	0	0	-	0
RIOS, E.	FF	TY	.111	11	18	4	2	0	0	0	2	1	7	2	0	0	0	-	0
HENDRICKS, K.	FF	TY	.097	34	62	0	6	0	0	0	6	0	27	6	0	0	0	-	1
MAEDA, K.	FF	TY	.086	21	35	1	3	1	0	0	4	1	8	2	0	0	0	-	0
FLEMING, J.	FF	TY	.032	20	31	0	1	0	0	0	1	2	12	3	0	0	0	-	0
LEONE, D.	FF	TY	.000	53	3	0	0	0	0	0	0	0	0	0	0	0	0	-	0
GRAVEMAN, K.	FF	TY	.000	53	1	0	0	0	0	0	0	0	1	0	0	0	0	-	0
LORENZEN, M.	FF	TY	.000	11	1	0	0	0	0	0	0	0	0	0	0	0	0	-	0
SMITH, D.	FF	TY	.000	33	1	0	0	0	0	0	0	0	0	0	0	0	0	-	0
GARCIA, L.	FF	TY	-	35	0	0	0	0	0	0	0	0	0	0	0	0	0	-	0
Fargo Fungoes			.248	2282	5455	733	1353	255	26	193	2239	695	1383	600	73	63	10	86.3	96



35 Players	Tm	Lg	AVG	OBP	SLG	OPS	ISO	SECA	TA	RCON	RC	RC/G	PA	IBB	HBP	SH	SF
POMERANZ, D.	FF	TY	1.000	1.000	1.000	2.000	.000	1.000	-	.8	1.3	-	2	0	0	0	0
GONZALEZ, V.	FF	TY	.500	.500	.500	1.000	.000	.000	1.000	.2	.5	13.5	2	0	0	0	0
DE LA CRUZ, B.	FF	TY	.309	.366	.440	.806	.131	.230	.754	8.0	30.7	5.9	213	1	0	0	3
NOLA, A.	FF	TY	.287	.385	.362	.746	.074	.191	.733	6.3	29.2	5.8	221	1	9	0	2
SUTER, B.	FF	TY	.286	.286	.429	.714	.143	.143	.600	.0	.9	4.0	8	0	0	1	0
OWINGS, C.	FF	TY	.283	.397	.547	.944	.264	.453	1.026	5.1	12.3	8.8	63	2	0	0	0
MONCADA, Y.	FF	TY	.282	.379	.435	.814	.153	.316	.831	28.2	93.8	6.6	610	4	3	0	4
FRANCE, T.	FF	TY	.280	.357	.438	.795	.158	.250	.742	21.6	83.0	5.5	608	0	16	0	3
GREGORIUS, D.	FF	TY	.279	.359	.442	.800	.163	.264	.800	6.3	21.5	6.1	145	1	6	0	0
WALSH, J.	FF	TY	.278	.342	.504	.846	.226	.329	.824	26.6	87.5	6.2	561	5	1	0	5
ALVAREZ, Y.	FF	TY	.271	.337	.495	.833	.225	.324	.792	25.2	85.4	5.8	578	3	2	0	3
STANTON, G.	FF	TY	.266	.343	.512	.855	.246	.360	.832	28.3	87.2	6.2	562	1	3	0	2
FLETCHER, D.	FF	TY	.244	.283	.343	.626	.099	.185	.553	-8.8	51.2	3.4	548	0	0	1	4
KIERMAIER, K.	FF	TY	.235	.330	.346	.675	.111	.284	.683	1.3	20.9	4.5	185	0	1	0	0
FRALEY, J.	FF	TY	.231	.373	.361	.734	.130	.407	.837	4.0	17.6	5.5	134	0	0	0	1
GROSSMAN, R.	FF	TY	.224	.309	.395	.704	.171	.319	.708	6.0	72.1	4.6	606	1	3	0	1
KIKUCHI, Y.	FF	TY	.205	.311	.231	.542	.026	.154	.484	-1.8	3.8	2.7	52	0	1	7	0
PAYAMPS, J.	FF	TY	.200	.333	.600	.933	.400	.600	1.000	.3	1.1	7.3	6	0	0	0	0
ZIMMERMAN, R.	FF	TY	.195	.244	.362	.606	.168	.228	.516	-5.4	12.5	2.7	160	0	1	0	1
SANCHEZ, G.	FF	TY	.194	.320	.426	.746	.231	.404	.731	7.2	45.0	4.5	384	3	4	0	0
WALLS, T.	FF	TY	.185	.294	.266	.560	.081	.258	.545	-4.2	11.6	3.1	143	0	0	0	0
SISCO, C.	FF	TY	.173	.279	.192	.471	.019	.058	.419	-3.6	3.5	2.2	61	0	6	0	1
GRAY, J.	FF	TY	.167	.163	.167	.329	.000	.000	.200	-5.5	1.6	1.0	51	0	0	8	1
CANNING, G.	FF	TY	.167	.167	.167	.333	.000	.000	.200	-2.4	.6	1.0	20	0	0	2	0
AKIN, K.	FF	TY	.167	.375	.167	.542	.000	.333	.500	-1	.4	1.7	8	0	0	0	0
DARVISH, Y.	FF	TY	.123	.136	.154	.290	.031	.031	.193	-9.6	1.5	.7	68	0	1	2	0
RIOS, E.	FF	TY	.111	.238	.111	.349	.000	.111	.313	-2.1	.7	1.1	21	0	1	0	0
HENDRICKS, K.	FF	TY	.097	.176	.097	.273	.000	.097	.211	-9.3	1.8	.7	78	0	0	10	0
MAEDA, K.	FF	TY	.086	.132	.114	.246	.029	.086	.188	-5.6	.9	.6	43	0	0	5	1
FLEMING, J.	FF	TY	.032	.118	.032	.150	.000	.097	.133	-6.0	.4	.3	38	0	0	4	0
LEONE, D.	FF	TY	.000	.000	.000	.000	.000	.000	.000	-8	.0	.0	3	0	0	0	0
GRAVEMAN, K.	FF	TY	.000	.000	.000	.000	.000	.000	.000	-3	.0	.0	2	0	0	1	0
LORENZEN, M.	FF	TY	.000	.000	.000	.000	.000	.000	.000	-3	.0	.0	1	0	0	0	0
SMITH, D.	FF	TY	.000	.000	.000	.000	.000	.000	.000	-3	.0	.0	1	0	0	0	0
GARCIA, L.	FF	TY	-	-	-	-	-	-	-	.0	-	-	0	0	0	0	0
Fargo Fungoes			.248	.327	.410	.738	.162	.282	.703	109.6	762.2	4.8	6186	22	58	41	32




HHH

HILTON HEAD



# Hilton Head Hammerin' Hedgehogs

# 2022 Opening Day Starting Lineup



- 1-Nick Madrigal, 2B
- 2-Mike Trout, LF
- 3-Ronald Acuna, CF
- 4-Brad Miller, 1B
- 5-Willy Adames, SS
- 6-Isan Diaz, 3B
- 7-B Phillips, RF
- 8-Martin Maldonado, C
- 9-Brandon Woodruff, P

# Aaron Anderson

2203 Bolivar Court

Middletown, MD 21769

(585) 314-9334

Ahanderson44@gmail.com




17 Pitchers	Tm	Lg	W	L	PCT	SV	ERA	G	GS	CG	SHO	QS	IP	H	R	ER	HR	SO	BB
BEDROSIAN, C.	HI	TY	0	0	-	0	.00	1	0	0	0	0	1.0	1	0	0	0	0	0
MILLER, B.	HI	TY	0	0	-	0	.00	1	0	0	0	0	1.0	0	0	0	0	0	0
CURTISS, J.	HI	TY	2	0	1.000	4	2.60	26	1	0	0	1	52.0	42	21	15	4	45	9
HOUCK, T.	HI	TY	8	1	.889	0	2.67	12	12	2	0	6	77.2	68	30	23	7	97	20
WOODRUFF, B.	HI	TY	9	14	.391	0	3.06	29	28	7	2	18	203.0	132	79	69	26	213	58
KOPECH, M.	HI	TY	3	4	.429	3	3.27	43	0	0	0	0	74.1	66	31	27	11	97	29
BUMMER, A.	HI	TY	2	4	.333	14	3.45	48	0	0	0	0	57.1	50	25	22	7	70	29
CASTILLO, L.	HI	TY	5	14	.263	0	4.28	31	27	4	0	15	181.0	180	103	86	23	178	83
MATZ, S.	HI	TY	9	9	.500	0	4.47	33	22	5	2	10	167.0	171	87	83	23	154	59
GONSOLIN, T.	HI	TY	2	5	.286	0	4.57	11	10	1	0	4	65.0	55	37	33	14	79	33
ANDERSON, T.	HI	TY	5	16	.238	0	4.72	25	24	3	0	10	150.2	170	92	79	24	128	37
FOLTYNEWICZ, M.	HI	TY	4	11	.267	0	5.12	24	14	4	1	6	121.1	137	79	69	32	120	26
VALDEZ, P.	HI	TY	1	5	.167	1	5.82	45	0	0	0	0	60.1	82	41	39	13	48	35
KOWAR, J.	HI	TY	1	8	.111	0	6.84	20	9	0	0	2	75.0	97	61	57	22	63	43
ALLEN, L.	HI	TY	2	12	.143	0	7.37	27	15	2	1	2	112.1	154	100	92	26	91	47
HELSLEY, R.	HI	TY	1	5	.167	0	7.66	40	0	0	0	0	47.0	68	41	40	8	40	36
RORTVEDT, B.	HI	TY	0	0	-	0	9.00	1	0	0	0	0	2.0	5	2	2	0	0	0
Hilton Head Hammerin' Hedgehogs			54	108	.333	22	4.57	417	162	28	6	74	1448.0	1478	829	736	240	1423	544
17 Pitchers	Tm	Lg	SUP/9	R/9	ERA	BF/9	BR/9	H/9	BB/9	SO/9	HR/9	ERPT	OBA	BF	BR	IBB	HB	WP	BK
BEDROSIAN, C.	HI	TY	.0	.00	.00	36.0	9.0	9.0	.0	.0	.00	.5	.250	4	1	0	0	0	0
MILLER, B.	HI	TY	.0	.00	.00	27.0	.0	.0	.0	.0	.00	.5	.000	3	0	0	0	0	0
CURTISS, J.	HI	TY	.3	3.63	2.60	36.0	9.2	7.3	1.4	7.8	.69	8.5	.216	208	53	1	3	0	0
HOUCK, T.	HI	TY	7.3	3.48	2.67	37.2	10.3	7.9	2.3	11.2	.81	12.1	.228	321	89	0	1	2	0
WOODRUFF, B.	HI	TY	3.1	3.50	3.06	35.6	8.6	5.9	2.4	9.4	1.15	22.7	.182	802	194	3	7	2	0
KOPECH, M.	HI	TY	.0	3.75	3.27	38.4	11.1	8.0	2.9	11.7	1.33	6.6	.233	317	92	5	2	1	0
BUMMER, A.	HI	TY	.0	3.92	3.45	38.5	12.4	7.8	4.2	11.0	1.10	3.9	.236	245	79	2	2	1	0
CASTILLO, L.	HI	TY	3.2	5.12	4.28	40.0	13.2	9.0	4.0	8.9	1.14	-4.2	.255	805	265	3	5	4	1
MATZ, S.	HI	TY	3.9	4.69	4.47	39.1	12.6	9.2	3.1	8.3	1.24	-7.6	.262	726	234	1	5	1	1
GONSOLIN, T.	HI	TY	3.5	5.12	4.57	38.8	12.2	7.6	4.6	10.9	1.94	-3.6	.226	280	88	0	0	3	0
ANDERSON, T.	HI	TY	2.7	5.50	4.72	39.4	12.6	10.2	2.2	7.6	1.43	-10.9	.280	660	211	0	4	0	0
FOLTYNEWICZ, M.	HI	TY	2.4	5.86	5.12	40.0	12.8	10.2	1.9	8.9	2.37	-14.2	.274	539	172	0	9	0	0
VALDEZ, P.	HI	TY	.0	6.12	5.82	44.0	17.9	12.2	5.1	7.2	1.94	-11.7	.328	295	120	1	4	2	0
KOWAR, J.	HI	TY	2.3	7.32	6.84	43.8	16.7	11.6	4.9	7.6	2.64	-23.1	.306	365	139	2	1	1	0
ALLEN, L.	HI	TY	2.1	8.01	7.37	42.6	16.4	12.3	3.6	7.3	2.08	-41.3	.328	532	205	2	6	3	0
HELSLEY, R.	HI	TY	.0	7.85	7.66	45.4	19.3	13.0	6.3	7.7	1.53	-18.8	.343	237	101	3	0	1	0
RORTVEDT, B.	HI	TY	.0	9.00	9.00	45.0	22.5	22.5	.0	.0	.00	-1.1	.500	10	5	0	0	0	0
Hilton Head Hammerin' Hedgehogs			2.6	5.15	4.57	39.5	12.7	9.2	3.2	8.8	1.49	-81.9	.260	6349	2048	23	49	21	2



33 Players	Tm	Lg	AVG	G	AB	R	H	2B	3B	HR	TB	RBI	SO	BB	ASB	SB	CS	SBP	GDP
TROUT, M.	HI	TY	.372	50	121	24	45	10	2	9	86	22	37	19	0	0	0	-	1
HOUCK, T.	HI	TY	.346	12	26	2	9	1	0	0	10	1	3	1	0	0	0	-	1
ACUNA, R.	HI	TY	.281	105	306	50	86	18	0	23	173	60	78	42	13	11	2	84.6	7
KOWAR, J.	HI	TY	.269	20	26	2	7	1	0	0	8	1	6	1	0	0	0	-	0
MADRIGAL, N.	HI	TY	.264	102	231	22	61	12	5	3	92	18	31	18	0	0	0	-	5
GALLAGHER, C.	HI	TY	.250	58	100	3	25	7	0	0	32	8	27	5	0	0	0	-	1
CASTILLO, L.	HI	TY	.250	31	60	4	15	4	0	0	19	4	31	1	0	0	0	-	0
MILLER, B.	HI	TY	.236	110	284	39	67	12	4	18	141	52	93	33	0	0	0	-	6
FRAZIER, C.	HI	TY	.235	54	166	26	39	9	0	8	72	25	55	29	2	1	1	50.0	5
ADAMES, W.	HI	TY	.230	115	348	44	80	15	1	23	166	58	106	44	2	1	1	50.0	1
GARDNER, B.	HI	TY	.229	117	388	51	89	14	5	8	137	28	96	71	6	6	0	100.0	3
ZIMMER, B.	HI	TY	.221	68	226	39	50	7	0	4	69	17	77	20	12	9	3	75.0	1
CLEMENT, E.	HI	TY	.221	140	521	50	115	9	0	9	151	38	112	28	1	1	0	100.0	10
PHILLIPS, B.	HI	TY	.216	87	305	37	66	15	1	14	125	38	125	31	10	8	2	80.0	2
TRAMMELL, T.	HI	TY	.210	62	186	18	39	5	3	9	77	23	87	11	2	1	1	50.0	2
RORTVEDT, B.	HI	TY	.187	88	230	20	43	6	0	5	64	22	76	18	0	0	0	-	2
HIURA, K.	HI	TY	.183	108	300	27	55	17	2	9	103	27	119	31	2	2	0	100.0	3
RENGIFO, L.	HI	TY	.172	111	349	30	60	5	0	5	80	28	76	17	3	2	1	66.7	4
MALDONADO, M.	HI	TY	.170	119	283	25	48	11	0	5	74	21	109	36	0	0	0	-	5
KOPECH, M.	HI	TY	.167	43	12	0	2	0	0	0	2	1	3	1	0	0	0	-	0
BUMMER, A.	HI	TY	.167	48	6	0	1	0	0	0	1	0	2	0	0	0	0	-	0
HELSLEY, R.	HI	TY	.167	41	6	0	1	0	0	0	1	0	1	0	0	0	0	-	0
DIAZ, I.	HI	TY	.163	154	503	42	82	19	0	10	131	41	168	58	0	0	0	-	4
MATZ, S.	HI	TY	.137	33	51	1	7	1	0	0	8	0	14	1	0	0	0	-	1
MATHISEN, W.	HI	TY	.125	66	160	13	20	0	0	3	29	11	68	20	0	0	0	-	1
ALLEN, L.	HI	TY	.114	27	35	1	4	2	0	0	6	1	15	1	0	0	0	-	0
GONSOLIN, T.	HI	TY	.105	11	19	1	2	1	0	0	3	2	7	1	0	0	0	-	0
VALDEZ, P.	HI	TY	.100	45	10	1	1	0	0	0	1	0	2	0	0	0	0	-	0
WOODRUFF, B.	HI	TY	.094	29	64	3	6	0	0	0	6	2	30	7	0	0	0	-	1
FOLTYNEWICZ, M.	HI	TY	.083	24	36	0	3	0	0	0	3	2	15	2	0	0	0	-	0
CURTISS, J.	HI	TY	.077	28	13	0	1	0	0	0	1	0	6	1	0	0	0	-	1
ANDERSON, T.	HI	TY	.064	25	47	2	3	0	0	0	3	0	20	4	0	0	0	-	0
BEDROSIAN, C.	HI	TY	-	1	0	0	0	0	0	0	0	0	0	0	0	0	0	-	0
Hilton Head Hammerin' Hedgehogs			.209	2132	5418	577	1132	201	23	165	1874	551	1695	552	53	42	11	79.2	67

33 Players	Tm	Lg	AVG	OBP	SLG	OPS	ISO	SECA	TA	RCON	RC	RC/G	PA	IBB	HBP	SH	SF
TROUT, M.	HI	TY	.372	.461	.711	1.172	.339	.496	1.377	21.3	41.2	14.4	141	2	1	0	0
HOUCK, T.	HI	TY	.346	.370	.385	.755	.038	.077	.611	.6	3.6	4.2	32	0	0	5	0
ACUNA, R.	HI	TY	.281	.380	.565	.946	.284	.451	1.017	30.6	67.9	8.0	355	1	7	0	0
KOWAR, J.	HI	TY	.269	.296	.308	.604	.038	.077	.474	-.9	2.5	3.4	28	0	0	1	0
MADRIGAL, N.	HI	TY	.264	.316	.398	.714	.134	.212	.629	1.2	28.8	4.4	250	0	0	0	1
GALLAGHER, C.	HI	TY	.250	.286	.320	.606	.070	.120	.487	-3.2	9.1	3.2	105	1	0	0	0
CASTILLO, L.	HI	TY	.250	.262	.317	.579	.067	.083	.444	-2.7	5.1	3.0	62	0	0	1	0
MILLER, B.	HI	TY	.236	.316	.496	.812	.261	.377	.785	11.0	44.7	5.4	320	1	1	0	2
FRAZIER, C.	HI	TY	.235	.350	.434	.784	.199	.373	.774	6.4	25.9	5.2	197	0	1	0	1
ADAMES, W.	HI	TY	.230	.316	.477	.793	.247	.374	.781	11.3	55.3	5.5	393	1	0	0	1
GARDNER, B.	HI	TY	.229	.353	.353	.707	.124	.322	.722	7.8	55.6	4.9	465	0	4	1	1
ZIMMER, B.	HI	TY	.221	.310	.305	.615	.084	.199	.594	-4.4	23.9	3.6	255	0	9	0	0
CLEMENT, E.	HI	TY	.221	.267	.290	.556	.069	.125	.445	-25.9	40.0	2.6	556	0	5	1	1
PHILLIPS, B.	HI	TY	.216	.291	.410	.701	.193	.315	.679	1.2	38.2	4.2	337	2	1	0	0
TRAMMELL, T.	HI	TY	.210	.267	.414	.681	.204	.263	.620	-2.3	20.8	3.6	205	0	4	3	1
RORTVEDT, B.	HI	TY	.187	.251	.278	.529	.091	.170	.444	-13.6	16.9	2.4	252	1	2	1	1
HIURA, K.	HI	TY	.183	.294	.343	.637	.160	.270	.613	-4.5	33.2	3.6	347	0	16	0	0
RENGIFO, L.	HI	TY	.172	.216	.229	.445	.057	.109	.347	-31.6	17.8	1.6	373	0	3	2	2
MALDONADO, M.	HI	TY	.170	.272	.261	.533	.092	.219	.475	-15.0	21.6	2.4	325	2	4	0	1
KOPECH, M.	HI	TY	.167	.231	.167	.397	.000	.083	.300	-1.3	.5	1.4	13	0	0	0	0
BUMMER, A.	HI	TY	.167	.167	.167	.333	.000	.000	.200	-.8	.2	.9	6	0	0	0	0
HELSLEY, R.	HI	TY	.167	.167	.167	.333	.000	.000	.200	-.8	.2	.9	6	0	0	0	0
DIAZ, I.	HI	TY	.163	.250	.260	.510	.097	.213	.447	-32.2	35.9	2.3	568	2	1	4	2
MATZ, S.	HI	TY	.137	.154	.157	.311	.020	.039	.200	-7.1	1.4	.7	58	0	0	6	0
MATHISEN, W.	HI	TY	.125	.260	.181	.442	.056	.181	.418	-13.1	9.7	1.8	193	0	10	1	2
ALLEN, L.	HI	TY	.114	.135	.171	.307	.057	.086	.226	-4.9	1.0	.8	38	0	0	1	1
GONSOLIN, T.	HI	TY	.105	.150	.158	.308	.053	.105	.235	-2.7	.6	.8	23	0	0	3	0
VALDEZ, P.	HI	TY	.100	.100	.100	.200	.000	.000	.111	-1.8	.1	.3	10	0	0	0	0
WOODRUFF, B.	HI	TY	.094	.181	.094	.274	.000	.109	.220	-9.4	1.6	.7	76	0	0	4	1
FOLTYNEWICZ, M.	HI	TY	.083	.128	.083	.212	.000	.056	.152	-6.2	.7	.5	42	0	0	3	1
CURTISS, J.	HI	TY	.077	.143	.077	.220	.000	.077	.154	-2.2	.1	.2	14	0	0	0	0
ANDERSON, T.	HI	TY	.064	.137	.064	.201	.000	.085	.159	-8.3	.6	.4	52	0	0	1	0
BEDROSIAN, C.	HI	TY	-	-	-	-	-	-	-	.0	-	-	0	0	0	0	0
Hilton Head Hammerin' Hedgehogs			.209	.289	.346	.635	.137	.245	.581	-103.5	572.5	3.5	6097	13	69	38	19






**The former Arlington  
Railsplitters were sold to  
Jeff Sajdak in January  
and relocated in Grand  
Rapids, Michigan where  
they were renamed the  
Grand Rapids Chicks.**

★ Grand Rapids,  
Michigan



# GRAND RAPIDS CHICKS 2022 OPENING DAY STARTING LINEUP

- 1-Kolten Wong, 2B
- 2-Tim Anderson, SS
- 3-Nicholas Castellanos, LF
- 4-Josh Donaldson, 3B
- 5-Tyler Stephenson, C
- 6-Brandon Marsh, CF
- 7-Bill Bradley, 1B
- 8-Adam Eaton, RF
- 9-Joe Musgrove, P





**Ken Sajdak**  
**Waukesha Freeman**

**Jeff Sajdak**  
**Grand Rapids Chicks**

21 Pitchers	Tm	Lg	W	L	PCT	SV	ERA	G	GS	CG	SHO	QS	IP	H	R	ER	HR	SO	BB
ALMORA, A.	GC	TY	0	0	-	0	.00	1	0	0	0	0	.2	1	0	0	0	1	0
MISIEWICZ, A.	GC	TY	2	3	.400	11	3.58	58	0	0	0	0	65.1	67	26	26	9	65	12
MUSGROVE, J.	GC	TY	7	17	.292	0	3.95	30	30	3	1	13	198.0	195	103	87	24	229	56
WOOD, A.	GC	TY	8	8	.500	0	4.16	21	19	4	1	9	140.2	135	71	65	22	146	43
GUERRA, D.			0	1	.000	0	4.20	17	0	0	0	0	30.0	32	14	14	6	36	17
MANNING, M.	GC	TY	3	7	.300	0	4.40	20	16	1	0	8	102.1	102	59	50	14	97	47
MONTGOMERY, J.	GC	TY	7	11	.389	0	4.43	25	25	2	0	12	162.2	156	93	80	26	160	69
THOMPSON, Z.	GC	TY	5	5	.500	0	4.76	13	13	2	1	4	90.2	85	56	48	14	62	23
UNDERWOOD, D.	GC	TY	4	3	.571	2	4.87	50	0	0	0	0	61.0	75	44	33	11	56	23
SANTANA, D.	GC	TY	3	5	.375	2	5.12	43	0	0	0	0	45.2	47	29	26	4	42	29
ZIMMERMANN, B.	GC	TY	2	6	.250	0	5.55	12	11	1	0	3	73.0	84	51	45	12	71	27
KINTZLER, B.			1	6	.143	0	5.92	10	8	0	0	3	48.2	69	33	32	7	43	17
SMITH, C.	GC	TY	4	7	.364	0	6.17	32	13	0	0	4	93.1	113	73	64	20	96	52
MOORE, M.	GC	TY	1	4	.200	0	6.41	16	7	0	0	2	59.0	90	56	42	16	62	18
GANT, J.	GC	TY	2	14	.125	0	6.64	21	20	0	0	6	119.1	129	98	88	18	89	89
OTTAVINO, A.	GC	TY	1	4	.200	6	7.82	60	0	0	0	0	63.1	90	58	55	17	75	30
RAINEY, T.	GC	TY	0	2	.000	1	7.96	28	0	0	0	0	31.2	43	28	28	5	44	18
PEREZ, C.	GC	TY	0	4	.000	1	8.90	29	0	0	0	0	30.1	40	35	30	7	32	23
ADAMS, A.			2	3	.400	3	9.50	18	0	0	0	0	18.0	21	19	19	4	19	14
VALAIKA, P.	GC	TY	0	0	-	0	27.00	1	0	0	0	0	1.0	4	3	3	0	0	1
EATON, A.			0	0	-	0	27.00	1	0	0	0	0	.2	4	2	2	0	0	0
Grand Rapids Chicks			52	110	.321	26	5.25	506	162	13	3	64	1435.1	1582	951	837	236	1425	608

21 Pitchers	Tm	Lg	SUP/9	R/9	ERA	BF/9	BR/9	H/9	BB/9	SO/9	HR/9	ERPT	OBA	BF	BR	IBB	HB	WP	BK
ALMORA, A.	GC	TY	.0	.00	.00	40.5	13.5	13.5	.0	13.5	.00	.3	.333	3	1	0	0	0	0
MISIEWICZ, A.	GC	TY	.0	3.58	3.58	37.3	11.2	9.2	1.4	9.0	1.24	3.5	.264	271	81	2	4	1	0
MUSGROVE, J.	GC	TY	3.2	4.68	3.95	38.0	11.6	8.9	2.5	10.4	1.09	2.4	.256	836	255	2	6	0	0
WOOD, A.	GC	TY	5.1	4.54	4.16	38.1	11.4	8.6	2.7	9.3	1.41	-1.5	.248	596	178	1	1	5	0
GUERRA, D.			.0	4.20	4.20	40.8	15.0	9.6	5.1	10.8	1.80	-.4	.274	136	50	0	1	0	0
MANNING, M.	GC	TY	3.7	5.19	4.40	39.4	13.3	9.0	4.0	8.5	1.23	-3.8	.260	448	151	1	3	1	0
MONTGOMERY, J.	GC	TY	4.1	5.15	4.43	39.0	12.7	8.6	3.8	8.9	1.44	-6.5	.252	705	230	0	5	3	2
THOMPSON, Z.	GC	TY	5.3	5.56	4.76	38.1	11.4	8.4	2.3	6.2	1.39	-7.0	.243	384	115	0	7	5	0
UNDERWOOD, D.	GC	TY	.0	6.49	4.87	42.0	15.0	11.1	3.2	8.3	1.62	-5.4	.296	285	102	1	5	5	0
SANTANA, D.	GC	TY	.0	5.72	5.12	42.2	15.4	9.3	5.5	8.3	.79	-5.4	.266	214	78	1	3	0	0
ZIMMERMANN, B.	GC	TY	3.5	6.29	5.55	41.1	13.9	10.4	3.3	8.8	1.48	-12.0	.282	333	113	0	2	0	0
KINTZLER, B.			3.0	6.10	5.92	42.2	16.5	12.8	3.1	8.0	1.29	-10.0	.340	228	89	0	3	0	0
SMITH, C.	GC	TY	3.7	7.04	6.17	43.4	16.5	10.9	5.0	9.3	1.93	-21.8	.290	450	171	0	6	1	0
MOORE, M.	GC	TY	3.8	8.54	6.41	44.1	16.8	13.7	2.7	9.5	2.44	-15.3	.337	289	110	0	2	1	0
GANT, J.	GC	TY	2.6	7.39	6.64	42.4	16.7	9.7	6.6	6.7	1.36	-34.1	.282	562	221	1	4	0	0
OTTAVINO, A.	GC	TY	.0	8.24	7.82	44.6	17.2	12.8	4.0	10.7	2.42	-26.4	.325	314	121	2	3	1	0
RAINEY, T.	GC	TY	.0	7.96	7.96	43.8	17.3	12.2	4.5	12.5	1.42	-13.7	.328	154	61	2	2	0	0
PEREZ, C.	GC	TY	.0	10.38	8.90	45.4	18.7	11.9	6.8	9.5	2.08	-16.3	.313	153	63	0	0	1	0
ADAMS, A.			.0	9.50	9.50	45.0	17.5	10.5	6.5	9.5	2.00	-10.9	.288	90	35	1	1	0	0
VALAIKA, P.	GC	TY	.0	27.00	27.00	63.0	45.0	36.0	9.0	.0	.00	-2.5	.667	7	5	0	0	0	0
EATON, A.			.0	27.00	27.00	81.0	54.0	54.0	.0	.0	.00	-1.7	.667	6	4	0	0	0	0
Grand Rapids Chicks			2.9	5.96	5.25	40.5	14.0	9.9	3.7	8.9	1.48	-188.6	.277	6464	2234	14	58	24	2

37 Players	Tm	Lg	AVG	G	AB	R	H	2B	3B	HR	TB	RBI	SO	BB	ASB	SB	CS	SBP	GDP
MISIEWICZ, A.	GC	TY	.500	58	4	0	2	0	0	0	2	0	2	0	0	0	0	-	0
OTTAVINO, A.	GC	TY	.500	60	4	0	2	0	0	0	2	0	1	0	0	0	0	-	0
ANDERSON, T.	GC	TY	.316	130	532	86	168	25	2	23	266	71	103	16	14	9	5	64.3	4
WADE, T.	GC	TY	.313	74	147	27	46	6	3	0	58	5	35	19	33	23	10	69.7	1
ROGERS, J.	GC	TY	.304	49	79	16	24	1	2	8	53	18	27	13	0	0	0	-	0
WONG, K.	GC	TY	.286	128	454	73	130	29	2	16	211	45	84	33	16	8	8	50.0	2
STEPHENSON, T.	GC	TY	.285	125	354	30	101	20	0	10	151	41	72	48	0	0	0	-	14
GARLICK, K.	GC	TY	.276	22	58	6	16	3	0	4	31	11	17	5	0	0	0	-	2
BRADLEY, B.	GC	TY	.274	83	201	26	55	14	0	13	108	30	74	13	0	0	0	-	2
DONALDSON, J.	GC	TY	.273	140	469	81	128	30	0	36	266	93	93	76	0	0	0	-	23
CASTELLANOS, N.	GC	TY	.273	129	506	73	138	30	1	36	278	80	135	27	0	0	0	-	12
HOSKINS, R.	GC	TY	.262	123	405	59	106	28	0	23	203	75	98	51	0	0	0	-	5
ANDUJAR, M.	GC	TY	.248	70	149	18	37	4	0	8	65	20	20	11	0	0	0	-	3
HAMILTON, B.	GC	TY	.247	39	77	12	19	3	6	0	34	11	28	2	10	10	0	100.0	0
MARSH, B.	GC	TY	.227	108	269	33	61	14	1	4	89	26	99	17	7	6	1	85.7	1
GRICHUK, R.	GC	TY	.225	140	510	61	115	20	4	15	188	52	112	31	0	0	0	-	8
VALAIKA, P.	GC	TY	.200	110	360	30	72	10	0	5	97	29	110	24	0	0	0	-	4
MONTGOMERY, J.	GC	TY	.192	25	52	2	10	2	0	0	12	3	14	4	1	0	1	.0	1
EATON, A.			.181	39	116	10	21	1	0	3	31	3	30	8	1	1	0	100.0	2
THOMPSON, Z.	GC	TY	.171	13	35	3	6	4	0	0	10	1	20	1	0	0	0	-	0
KNIZNER, A.	GC	TY	.165	83	218	14	36	8	0	1	47	14	49	23	0	0	0	-	7
SANTANA, D.			.149	36	87	7	13	0	0	1	16	6	27	5	4	2	2	50.0	1
SMITH, C.	GC	TY	.148	32	27	2	4	0	0	0	4	0	13	0	0	0	0	-	0
KINTZLER, B.			.143	10	14	1	2	0	0	0	2	2	5	0	0	0	0	-	0
ALMORA, A.	GC	TY	.141	91	262	15	37	14	0	0	51	11	89	2	0	0	0	-	4
MANNING, M.	GC	TY	.133	20	30	1	4	0	0	0	4	0	10	0	0	0	0	-	1
MOORE, M.	GC	TY	.118	16	17	0	2	0	0	0	2	0	9	0	0	0	0	-	1
ZIMMERMANN, B.	GC	TY	.100	12	20	4	2	0	0	0	2	0	8	3	0	0	0	-	0
MUSGROVE, J.	GC	TY	.097	30	62	2	6	1	0	0	7	1	31	1	0	0	0	-	0
GANT, J.	GC	TY	.059	21	34	0	2	0	0	0	2	1	9	0	0	0	0	-	0
WOOD, A.	GC	TY	.021	21	48	0	1	0	0	0	1	2	24	0	0	0	0	-	0
UNDERWOOD, D.	GC	TY	.000	50	3	0	0	0	0	0	0	0	1	0	0	0	0	-	0
GUERRA, D.			.000	17	2	0	0	0	0	0	0	1	0	0	0	0	0	-	0
RAINEY, T.	GC	TY	.000	28	2	0	0	0	0	0	0	0	1	0	0	0	0	-	0
SANTANA, D.	GC	TY	.000	43	1	0	0	0	0	0	0	0	1	0	0	0	0	-	0
ADAMS, A.			-	18	0	0	0	0	0	0	0	0	0	0	0	0	0	-	0
PEREZ, C.	GC	TY	-	29	0	0	0	0	0	0	0	0	0	0	0	0	0	-	0
Grand Rapids Chicks			.244	2222	5608	692	1366	267	21	206	2293	652	1451	433	86	59	27	68.6	98

37 Players	Tm	Lg	AVG	OBP	SLG	OPS	ISO	SECA	TA	RCON	RC	RC/G	PA	IBB	HBP	SH	SF
MISIEWICZ, A.	GC	TY	.500	.500	.500	1.000	.000	.000	1.000	.4	1.0	13.5	4	0	0	0	0
OTTAVINO, A.	GC	TY	.500	.500	.500	1.000	.000	.000	1.000	.4	1.0	13.5	4	0	0	0	0
ANDERSON, T.	GC	TY	.316	.336	.500	.836	.184	.222	.783	22.8	88.1	6.3	551	1	1	0	2
WADE, T.	GC	TY	.313	.396	.395	.791	.082	.299	.911	7.5	25.2	6.0	169	0	2	0	1
ROGERS, J.	GC	TY	.304	.402	.671	1.073	.367	.532	1.200	10.6	22.6	11.1	92	1	0	0	0
WONG, K.	GC	TY	.286	.355	.465	.820	.178	.251	.805	18.9	76.9	6.2	508	1	17	0	3
STEPHENSON, T.	GC	TY	.285	.370	.427	.797	.141	.277	.749	15.6	55.1	5.5	406	3	1	0	2
GARLICK, K.	GC	TY	.276	.344	.534	.878	.259	.345	.841	3.6	10.2	6.2	64	0	1	0	0
BRADLEY, B.	GC	TY	.274	.345	.537	.883	.264	.328	.878	13.0	38.2	7.0	223	1	9	0	0
DONALDSON, J.	GC	TY	.273	.374	.567	.941	.294	.456	.942	43.1	95.3	7.0	548	1	1	0	2
CASTELLANOS, N.	GC	TY	.273	.314	.549	.863	.277	.330	.816	26.6	83.9	5.9	542	2	5	0	4
HOSKINS, R.	GC	TY	.262	.344	.501	.845	.240	.365	.845	23.0	73.3	6.4	465	1	3	0	6
ANDUJAR, M.	GC	TY	.248	.309	.436	.745	.188	.262	.678	2.2	19.8	4.7	162	0	2	0	0
HAMILTON, B.	GC	TY	.247	.263	.442	.704	.195	.351	.793	2.3	10.6	4.8	80	0	0	0	1
MARSH, B.	GC	TY	.227	.281	.331	.612	.104	.186	.552	-6.7	27.0	3.4	292	0	4	0	2
GRICHUK, R.	GC	TY	.225	.273	.369	.642	.143	.204	.551	-11.5	51.1	3.4	546	0	3	0	2
VALAIKA, P.	GC	TY	.200	.252	.269	.521	.069	.136	.421	-22.2	25.4	2.3	390	1	2	0	3
MONTGOMERY, J.	GC	TY	.192	.250	.231	.481	.038	.096	.364	-4.5	3.0	1.7	59	0	0	3	0
EATON, A.			.181	.258	.267	.525	.086	.164	.454	-6.7	8.4	2.3	128	0	4	0	0
THOMPSON, Z.	GC	TY	.171	.194	.286	.480	.114	.143	.379	-2.8	2.0	1.9	36	0	0	0	0
KNIZNER, A.	GC	TY	.165	.267	.216	.483	.050	.156	.413	-15.1	13.3	1.9	251	1	8	0	2
SANTANA, D.			.149	.213	.184	.397	.034	.092	.325	-9.9	3.4	1.2	95	0	2	0	0
SMITH, C.	GC	TY	.148	.179	.148	.327	.000	.000	.217	-3.6	.8	.9	29	0	1	1	0
KINTZLER, B.			.143	.143	.143	.286	.000	.000	.167	-2.1	.4	.7	16	0	0	2	0
ALMORA, A.	GC	TY	.141	.150	.195	.345	.053	.061	.236	-33.5	7.1	.8	267	0	1	1	1
MANNING, M.	GC	TY	.133	.133	.133	.267	.000	.000	.148	-4.7	.5	.5	33	0	0	3	0
MOORE, M.	GC	TY	.118	.118	.118	.235	.000	.000	.125	-2.8	.1	.2	17	0	0	0	0
ZIMMERMANN, B.	GC	TY	.100	.217	.100	.317	.000	.150	.278	-2.6	.7	1.0	24	0	0	1	0
MUSGROVE, J.	GC	TY	.097	.111	.113	.224	.016	.032	.143	-10.6	1.0	.4	68	0	0	4	0
GANT, J.	GC	TY	.059	.057	.059	.116	.000	.000	.063	-7.1	.3	.2	41	0	0	6	1
WOOD, A.	GC	TY	.021	.021	.021	.042	.000	.000	.021	-11.3	.1	.0	52	0	0	4	0
UNDERWOOD, D.	GC	TY	.000	.000	.000	.000	.000	.000	.000	-.8	.0	.0	3	0	0	0	0
GUERRA, D.			.000	.000	.000	.000	.000	.000	.000	-.5	.0	.0	2	0	0	0	0
RAINEY, T.	GC	TY	.000	.000	.000	.000	.000	.000	.000	-.5	.0	.0	2	0	0	0	0
SANTANA, D.	GC	TY	.000	.000	.000	.000	.000	.000	.000	-.3	.0	.0	1	0	0	0	0
ADAMS, A.			-	-	-	-	-	-	-	.0	-	-	0	0	0	0	0
PEREZ, C.	GC	TY	-	-	-	-	-	-	-	.0	-	-	0	0	0	0	0
Grand Rapids Chicks			.244	.304	.409	.713	.165	.248	.653	30.5	700.3	4.3	6170	13	67	25	32

2022







The 10 players with the highest Batting Average

Name	Tm	Lg	AVG	PA
RILEY, A.	HH	TY	.333	693
GOLDSCHMIDT, P.	BB	TY	.331	641
GURRIEL, Y.	FR	TY	.328	580
REYNOLDS, B.	WC	TY	.316	652
ANDERSON, T.	GC	TY	.316	551
MARTINEZ, J.	BB	TY	.314	613
TUCKER, K.	EB	TY	.310	583
FRAZIER, A.	MI	TY	.307	605
CRONENWORTH, J.	EB	TY	.303	664
HARPER, B.	RO	TY	.299	563

The 10 players with the highest Slugging Average

Name	Tm	Lg	SLG	PA
OHTANI, S.	RO	TY	.618	641
PEREZ, S.	FR	TY	.611	679
HARPER, B.	RO	TY	.608	563
GOLDSCHMIDT, P.	BB	TY	.589	641
TUCKER, K.	EB	TY	.576	583
VOTTO, J.	EB	TY	.573	504
DUVALL, A.	BR	TY	.573	574
RILEY, A.	HH	TY	.570	693
TATIS, F.	HO	TY	.568	522
DONALDSON, J.	GC	TY	.567	548

The 10 players with the highest On Base Percentage

Name	Tm	Lg	OBP	PA
SOTO, J.	ID	TY	.419	676
RILEY, A.	HH	TY	.418	693
GOLDSCHMIDT, P.	BB	TY	.396	641
TURNER, J.	RO	TY	.392	598
OLSON, M.	EA	TY	.389	676
FRAZIER, A.	MI	TY	.388	605
OHTANI, S.	RO	TY	.384	641
CRON, C.	GU	TY	.383	553
MUNCY, M.	LI	TY	.383	588
GURRIEL, Y.	FR	TY	.383	580

The 10 players with the most Runs Created

Name	Tm	Lg	RC	PA
RILEY, A.	HH	TY	146.1	693
GOLDSCHMIDT, P.	BB	TY	139.2	641
OHTANI, S.	RO	TY	133.8	641
GUERRERO, V.	HO	TY	125.9	703
REYNOLDS, B.	WC	TY	124.6	652
OLSON, M.	EA	TY	121.4	676
PEREZ, S.	FR	TY	120.9	679
FREEMAN, F.	WC	TY	118.3	716
SOTO, J.	ID	TY	117.0	676
CRONENWORTH, J.	EB	TY	115.5	664

**The 10 players with the highest Total Average**

Name	Tm	Lg	TA	PA
OHTANI, S.	RO	TY	1.122	641
GOLDSCHMIDT, P.	BB	TY	1.066	641
HARPER, B.	RO	TY	1.055	563
RILEY, A.	HH	TY	1.041	693
MUNCY, M.	LI	TY	1.003	588
TUCKER, K.	EB	TY	1.000	583
SOTO, J.	ID	TY	.965	676
TATIS, F.	HO	TY	.965	522
MACHADO, M.	SS	TY	.964	510
VOTTO, J.	EB	TY	.951	504

**The 10 players with the most Runs Contributed**

Name	Tm	Lg	RCON	PA
RILEY, A.	HH	TY	67.0	693
OHTANI, S.	RO	TY	62.3	641
GOLDSCHMIDT, P.	BB	TY	62.1	641
HARPER, B.	RO	TY	54.1	563
TUCKER, K.	EB	TY	51.9	583
OLSON, M.	EA	TY	51.5	676
PEREZ, S.	FR	TY	49.7	679
SOTO, J.	ID	TY	49.0	676
GUERRERO, V.	HO	TY	48.2	703
REYNOLDS, B.	WC	TY	47.9	652

**The 10 players with the most Runs Scored**

Name	Tm	Lg	R	PA
EDMAN, T.	EB	TY	127	744
OHTANI, S.	RO	TY	121	641
REYNOLDS, B.	WC	TY	118	652
HARPER, B.	RO	TY	112	563
MULLINS, C.	MI	TY	111	715
SEMIEN, M.	EB	TY	110	729
CRONENWORTH, J.	EB	TY	106	664
GOLDSCHMIDT, P.	BB	TY	105	641
FREEMAN, F.	WC	TY	105	716
MERRIFIELD, W.	WA	TY	104	732

**The 10 players with the most Runs Batted In**

Name	Tm	Lg	RBI	PA
PEREZ, S.	FR	TY	142	679
OHTANI, S.	RO	TY	126	641
ABREU, J.	ID	TY	119	671
HANIGER, M.	WA	TY	118	617
GUERRERO, V.	HO	TY	113	703
SEMIEN, M.	EB	TY	113	729
MULLINS, C.	MI	TY	110	715
RAMIREZ, J.	WC	TY	109	612
POLANCO, J.	SS	TY	108	628
FREEMAN, F.	WC	TY	106	716

The 10 players with the most Hits

Name	Tm	Lg	H	PA
RILEY, A.	HH	TY	201	693
GOLDSCHMIDT, P.	BB	TY	190	641
EDMAN, T.	EB	TY	186	744
REYNOLDS, B.	WC	TY	185	652
PEREZ, S.	FR	TY	185	679
FREEMAN, F.	WC	TY	185	716
CRONENWORTH, J.	EB	TY	184	664
TURNER, T.	SI	TY	183	659
CRAWFORD, J.	MI	TY	182	733
BICHETTE, B.	WA	TY	181	696

The 10 players with the most Doubles

Name	Tm	Lg	2B	PA
CRONENWORTH, J.	EB	TY	48	664
MARTINEZ, J.	BB	TY	45	613
DEVERS, R.	GU	TY	44	644
CRAWFORD, J.	MI	TY	44	733
GURRIEL, Y.	FR	TY	41	580
TUCKER, K.	EB	TY	41	583
HERNANDEZ, T.	BR	TY	41	617
ALBIES, O.	ES	TY	41	687
MULLINS, C.	MI	TY	41	715
EDMAN, T.	EB	TY	41	744

The 10 players with the most Triples

Name	Tm	Lg	3B	PA
OHTANI, S.	RO	TY	9	641
CARLSON, D.	WA	TY	7	584
HAMILTON, B.	GC	TY	6	80
MARTE, S.	BB	TY	6	435
WENDLE, J.	LI	TY	6	465
BETTS, M.	MR	TY	6	505
ESCOBAR, E.	MI	TY	6	566
STORY, T.	MR	TY	6	607
CRONENWORTH, J.	EB	TY	6	664
ALBIES, O.	ES	TY	6	687

The 11 players with the most Home Runs

Name	Tm	Lg	HR	PA
PEREZ, S.	FR	TY	59	679
DUVALL, A.	BR	TY	48	574
OHTANI, S.	RO	TY	47	641
SEMIEN, M.	EB	TY	43	729
LOWE, B.	BT	TY	42	630
RAMIREZ, J.	WC	TY	41	612
JUDGE, A.	EA	TY	41	659
HARPER, B.	RO	TY	39	563
GUERRERO, V.	HO	TY	39	703
2 players tied at 38				

The 10 players with the most Hits

Name	Tm	Lg	H	PA
RILEY, A.	HH	TY	201	693
GOLDSCHMIDT, P.	BB	TY	190	641
EDMAN, T.	EB	TY	186	744
REYNOLDS, B.	WC	TY	185	652
PEREZ, S.	FR	TY	185	679
FREEMAN, F.	WC	TY	185	716
CRONENWORTH, J.	EB	TY	184	664
TURNER, T.	SI	TY	183	659
CRAWFORD, J.	MI	TY	182	733
BICHETTE, B.	WA	TY	181	696

The 10 players with the most Doubles

Name	Tm	Lg	2B	PA
CRONENWORTH, J.	EB	TY	48	664
MARTINEZ, J.	BB	TY	45	613
DEVERS, R.	GU	TY	44	644
CRAWFORD, J.	MI	TY	44	733
GURRIEL, Y.	FR	TY	41	580
TUCKER, K.	EB	TY	41	583
HERNANDEZ, T.	BR	TY	41	617
ALBIES, O.	ES	TY	41	687
MULLINS, C.	MI	TY	41	715
EDMAN, T.	EB	TY	41	744

The 10 players with the most Triples

Name	Tm	Lg	3B	PA
OHTANI, S.	RO	TY	9	641
CARLSON, D.	WA	TY	7	584
HAMILTON, B.	GC	TY	6	80
MARTE, S.	BB	TY	6	435
WENDLE, J.	LI	TY	6	465
BETTS, M.	MR	TY	6	505
ESCOBAR, E.	MI	TY	6	566
STORY, T.	MR	TY	6	607
CRONENWORTH, J.	EB	TY	6	664
ALBIES, O.	ES	TY	6	687

The 11 players with the most Home Runs

Name	Tm	Lg	HR	PA
PEREZ, S.	FR	TY	59	679
DUVALL, A.	BR	TY	48	574
OHTANI, S.	RO	TY	47	641
SEMIEN, M.	EB	TY	43	729
LOWE, B.	BT	TY	42	630
RAMIREZ, J.	WC	TY	41	612
JUDGE, A.	EA	TY	41	659
HARPER, B.	RO	TY	39	563
GUERRERO, V.	HO	TY	39	703
2 players tied at 38				

**The 12 players with the most Walks**

Name	Tm	Lg	BB	PA
SOTO, J.	ID	TY	128	676
OHTANI, S.	RO	TY	88	641
GUERRERO, V.	HO	TY	88	703
OLSON, M.	EA	TY	87	676
GALLO, J.	MI	TY	85	489
MONCADA, Y.	FF	TY	81	610
CANHA, M.	FR	TY	80	588
CORREA, C.	BT	TY	79	644
MUNCY, M.	LI	TY	78	588

3 players tied at 76

**The 10 players with the most Strikeouts**

Name	Tm	Lg	SO	PA
McKENNA, R.	NE	TY	202	549
SUAREZ, E.	MR	TY	181	588
OHTANI, S.	RO	TY	179	641
SWANSON, D.	EA	TY	176	659
TAYLOR, C.	SI	TY	170	561
LOWE, B.	BT	TY	169	630
GALLO, J.	MI	TY	168	489
DIAZ, I.	HI	TY	168	568
BICHETTE, B.	WA	TY	167	696
PEREZ, S.	FR	TY	166	679

**The 10 players with the most Left On Base**

Name	Tm	Lg	LOB	PA
MULLINS, C.	MI	TY	280	715
SWANSON, D.	EA	TY	276	659
LOWE, B.	BT	TY	255	630
CRAWFORD, J.	MI	TY	248	733
POLANCO, J.	SS	TY	246	628
FREEMAN, F.	WC	TY	246	716
OHTANI, S.	RO	TY	242	641
ARENADO, N.	BB	TY	241	608
PEREZ, S.	FR	TY	238	679
BICHETTE, B.	WA	TY	237	696

**The 10 players with the most Grounded Into Double Plays**

Name	Tm	Lg	GDP	PA
ABREU, J.	ID	TY	27	671
DONALDSON, J.	GC	TY	23	548
ALONSO, P.	HH	TY	22	652
BOTE, D.	ID	TY	19	326
FRANCE, T.	FF	TY	19	608
PEREZ, S.	FR	TY	19	679
BELL, J.	MR	TY	18	588
ARENADO, N.	BB	TY	18	608
LeMAHIEU, D.	GU	TY	18	655
OLSON, M.	EA	TY	17	676

The 11 players with the most MultiHit Games

Name	Tm	Lg	MHG	PA
REYNOLDS, B.	WC	TY	58	652
CRONENWORTH, J.	EB	TY	57	664
RILEY, A.	HH	TY	57	693
PEREZ, S.	FR	TY	56	679
EDMAN, T.	EB	TY	55	744
ANDERSON, T.	GC	TY	54	551
GURRIEL, Y.	FR	TY	52	580
GOLDSCHMIDT, P.	BB	TY	52	641
MERRIFIELD, W.	WA	TY	52	732

2 players tied at 51

The 11 players with the longest Stolen Base Streak Season

Name	Tm	Lg	SB	ASB
TUCKER, K.	EB	TY	27	27
RAMIREZ, J.	WC	TY	25	29
MARTE, S.	BB	TY	22	53
EDMAN, T.	EB	TY	21	45
HERNANDEZ, Y.	ES	TY	20	36
CHISHOLM, J.	HA	TY	19	35
GROSSMAN, R.	FF	TY	17	25
MERRIFIELD, W.	WA	TY	17	49

3 players tied at 16

The 10 players with the most Stolen Bases

Name	Tm	Lg	SB	ASB
MARTE, S.	BB	TY	49	53
MERRIFIELD, W.	WA	TY	47	49
EDMAN, T.	EB	TY	40	45
TAPIA, R.	HA	TY	35	48
STRAW, M.	SS	TY	34	38
HERNANDEZ, Y.	ES	TY	33	36
OHTANI, S.	RO	TY	33	47
MULLINS, C.	MI	TY	32	38
CHISHOLM, J.	HA	TY	31	35
TURNER, T.	SI	TY	30	33

The 10 players with the highest Stolen Base Percentage

Name	Tm	Lg	SBP	ASB
TUCKER, K.	EB	TY	100.0	27
RAMIREZ, J.	WC	TY	96.6	29
MERRIFIELD, W.	WA	TY	95.9	49
SIERRA, M.	ID	TY	95.2	21
MARTE, S.	BB	TY	92.5	53
HERNANDEZ, Y.	ES	TY	91.7	36
TURNER, T.	SI	TY	90.9	33
GORDON, N.	GU	TY	90.9	22
LOPEZ, N.	SS	TY	90.0	30
KINER-FALEFA, I.	BB	TY	89.7	29



*The*  
**Pitchers**



**The 10 players with the best Wins - Losses**

Name	Tm	Lg	W - L	PCT
BERRIOS, J.	BB	TY	22- 8	.733
MORTON, C.	RO	TY	21- 3	.875
BUEHLER, W.	BR	TY	21- 9	.700
GAUSMAN, K.	BT	TY	19- 5	.792
STROMAN, M.	BB	TY	19- 6	.760
RAY, R.	LI	TY	18- 6	.750
WEBB, L.	LI	TY	17- 3	.850
MONTAS, F.	BB	TY	17- 5	.773
EOVALDI, N.	EB	TY	17- 6	.739
FRIED, M.	FR	TY	16-12	.571

**The 10 players with the highest Win Percentage**

Name	Tm	Lg	PCT	DEC
MORTON, C.	RO	TY	.875	24
WEBB, L.	LI	TY	.850	20
GAUSMAN, K.	BT	TY	.792	24
BURNES, C.	WA	TY	.778	18
QUANTRILL, C.	LI	TY	.778	18
MONTAS, F.	BB	TY	.773	22
STROMAN, M.	BB	TY	.760	25
RAY, R.	LI	TY	.750	24
EOVALDI, N.	EB	TY	.739	23
BERRIOS, J.	BB	TY	.733	30

**The 10 players with the lowest Earned Run Average**

Name	Tm	Lg	ERA	IP
BURNES, C.	WA	TY	2.03	172.2
BUEHLER, W.	BR	TY	2.16	238.0
QUANTRILL, C.	LI	TY	2.23	181.2
GAUSMAN, K.	BT	TY	2.27	210.1
ALCANTARA, S.	ID	TY	2.32	209.2
STROMAN, M.	BB	TY	2.32	205.2
URIAS, J.	WA	TY	2.59	188.0
DeSCLAFANI, A.	LI	TY	2.84	199.1
WEBB, L.	LI	TY	2.90	177.0
RAY, R.	LI	TY	2.96	213.0

**The 10 players with the most Earned Runs Prevented**

Name	Tm	Lg	ERPT	IP
BUEHLER, W.	BR	TY	50.5	238.0
GAUSMAN, K.	BT	TY	42.0	210.1
ALCANTARA, S.	ID	TY	40.7	209.2
STROMAN, M.	BB	TY	39.9	205.2
BURNES, C.	WA	TY	39.0	172.2
QUANTRILL, C.	LI	TY	37.1	181.2
URIAS, J.	WA	TY	30.9	188.0
DeSCLAFANI, A.	LI	TY	27.0	199.1
RAY, R.	LI	TY	26.2	213.0
WEBB, L.	LI	TY	23.0	177.0

**The 11 players with the most Innings Pitched**

Name	Tm	Lg	IP	G
BUEHLER, W.	BR	TY	238.0	33
HENDRICKS, K.	FF	TY	219.0	34
WHEELER, Z.	ID	TY	218.1	33
MORTON, C.	RO	TY	215.2	37
BERRIOS, J.	BB	TY	214.1	34
RAY, R.	LI	TY	213.0	32
GAUSMAN, K.	BT	TY	210.1	30
ALCANTARA, S.	ID	TY	209.2	29
WAINWRIGHT, A.	BR	TY	207.0	36

2 players tied at 205.2

**The 10 players with the lowest Opposition Batting Average**

Name	Tm	Lg	OBA	IP
HADER, J.	WA	TY	.082	57.2
CLASE, E.	FR	TY	.086	68.2
WILLIAMS, D.	WA	TY	.103	57.1
McHUGH, C.	BT	TY	.103	71.1
STECKENRIDER, D.	BB	TY	.120	81.0
TREINEN, B.	SS	TY	.125	83.1
SUAREZ, R.	BR	TY	.127	108.2
deGROM, J.	MI	TY	.132	63.0
JACKSON, L.	BB	TY	.142	62.0
KITTREDGE, A.	RO	TY	.143	85.1

**The 10 players with the most Games Started**

Name	Tm	Lg	GS	IP-s
MORTON, C.	RO	TY	37	215.2
WAINWRIGHT, A.	BR	TY	35	206.2
MINOR, M.	RO	TY	35	171.2
HENDRICKS, K.	FF	TY	34	219.0
BERRIOS, J.	BB	TY	34	214.1
MONTAS, F.	BB	TY	34	201.1
BUEHLER, W.	BR	TY	33	238.0
WHEELER, Z.	ID	TY	33	218.1
GIOLITO, L.	BR	TY	33	197.0
COLE, G.	BB	TY	32	191.2

**The 13 players with the most Quality Starts**

Name	Tm	Lg	QS	GS
BUEHLER, W.	BR	TY	25	33
GAUSMAN, K.	BT	TY	24	30
STROMAN, M.	BB	TY	24	31
ALCANTARA, S.	ID	TY	22	29
EOVALDI, N.	EB	TY	21	31
RAY, R.	LI	TY	20	29
SCHERZER, M.	EB	TY	20	30
FRIED, M.	FR	TY	20	31
HENDRICKS, K.	FF	TY	20	34

4 players tied at 19

The 14 players with the most Complete Games

Name	Tm	Lg	CG	GS
OHTANI, S.	RO	TY	11	18
WOODRUFF, B.	HI	TY	7	28
BUEHLER, W.	BR	TY	7	33
BERRIOS, J.	BB	TY	7	34
DeSCLAFANI, A.	LI	TY	6	27
ALCANTARA, S.	ID	TY	6	29
PETERSON, D.	HO	TY	6	30

7 players tied at 5

The 13 players with the most Shutouts

Name	Tm	Lg	SHO	GS
ALCANTARA, S.	ID	TY	4	29

12 players tied at 3

The 10 players with the longest Winning Streak Current

Name	Tm	Lg	W	GS
OHTANI, S.	RO	TY	12	18
GAUSMAN, K.	BT	TY	12	30
KIM, K.	RO	TY	11	23
WEBB, L.	LI	TY	11	26
BERRIOS, J.	BB	TY	11	34
MONTAS, F.	BB	TY	11	34
MORTON, C.	RO	TY	11	37
DeSCLAFANI, A.	LI	TY	10	27
RAY, R.	LI	TY	10	29
EOVALDI, N.	EB	TY	10	31

The 12 players with the longest No Wins Streak Current

Name	Tm	Lg	NoW	GS
HARVEY, M.	MR	TY	14	15
WIDENER, T.	SI	TY	11	15
SALE, C.	SS	TY	10	10
DUNN, J.	NE	TY	8	8
KOWAR, J.	HI	TY	8	9
ALEXANDER, T.	HO	TY	8	14
WATKINS, S.	NE	TY	8	14
FLEMING, J.	FF	TY	8	20

4 players tied at 7

**The 10 players with the  
least Offensive Support Per 9 Innings**

Name	Tm	Lg	SUP/9	IP-s
WOODRUFF, B.	HI	TY	3.1	202.0
CASTILLO, L.	HI	TY	3.2	173.1
MUSGROVE, J.	GC	TY	3.2	198.0
WHEELER, Z.	ID	TY	3.4	218.1
BUEHLER, W.	BR	TY	3.6	238.0
URIAS, J.	WA	TY	3.6	188.0
GIOLITO, L.	BR	TY	3.7	197.0
McCULLERS, L.	MR	TY	3.8	166.0
ALCANTARA, S.	ID	TY	3.8	209.2
HENDRICKS, K.	FF	TY	3.8	219.0

**The 10 players with the  
most Offensive Support Per 9 Innings**

Name	Tm	Lg	SUP/9	IP-s
WEBB, L.	LI	TY	6.5	176.2
MINOR, M.	RO	TY	6.3	171.2
RAY, R.	LI	TY	6.3	205.1
MORTON, C.	RO	TY	6.0	215.2
MILEY, W.	BT	TY	5.7	171.0
QUANTRILL, C.	LI	TY	5.6	178.0
BERRIOS, J.	BB	TY	5.5	214.1
STROMAN, M.	BB	TY	5.4	200.2
PETERSON, D.	HO	TY	5.4	201.2
RODRIGUEZ, E.	GU	TY	5.2	169.1

**The 10 players with the  
most Strikeouts**

Name	Tm	Lg	SO	IP
RAY, R.	LI	TY	252	213.0
COLE, G.	BB	TY	239	191.2
WHEELER, Z.	ID	TY	239	218.1
CEASE, D.	BR	TY	236	193.0
MONTAS, F.	BB	TY	234	205.2
SCHERZER, M.	EB	TY	229	194.0
MUSGROVE, J.	GC	TY	229	198.0
GAUSMAN, K.	BT	TY	223	210.1
GIOLITO, L.	BR	TY	222	197.0
MORTON, C.	RO	TY	217	215.2

**The 10 players with the  
highest Strikeouts Per 9 Innings, Starting**

Name	Tm	Lg	SO/9-s	IP-s
BURNES, C.	WA	TY	11.3	172.2
COLE, G.	BB	TY	11.2	191.2
RODRIGUEZ, E.	GU	TY	11.2	169.1
CEASE, D.	BR	TY	11.0	190.0
RAY, R.	LI	TY	10.7	205.1
SCHERZER, M.	EB	TY	10.6	194.0
MUSGROVE, J.	GC	TY	10.4	198.0
PIVETTA, N.	GU	TY	10.3	162.1
MONTAS, F.	BB	TY	10.2	201.1
GIOLITO, L.	BR	TY	10.1	197.0

**The 10 players with the lowest Baserunners Per 9 Innings, Starting**

Name	Tm	Lg	BR/9-s	IP-s
BUEHLER, W.	BR	TY	7.7	238.0
STROMAN, M.	BB	TY	7.9	200.2
DeSCLAFANI, A.	LI	TY	8.3	194.2
BURNES, C.	WA	TY	8.3	172.2
QUANTRILL, C.	LI	TY	8.5	178.0
GAUSMAN, K.	BT	TY	8.6	210.1
URIAS, J.	WA	TY	8.6	188.0
WOODRUFF, B.	HI	TY	8.6	202.0
WEBB, L.	LI	TY	9.1	176.2
RAY, R.	LI	TY	9.1	205.1

**The 10 players with the highest Baserunners Per 9 Innings, Starting**

Name	Tm	Lg	BR/9-s	IP-s
PETERSON, D.	HO	TY	14.4	201.2
MINOR, M.	RO	TY	14.1	171.2
HILL, R.	FR	TY	13.1	167.1
CASTILLO, L.	HI	TY	13.0	173.1
MONTGOMERY, J.	GC	TY	12.7	162.2
RODRIGUEZ, E.	GU	TY	12.7	169.1
McCULLERS, L.	MR	TY	12.7	166.0
MANAEA, S.	HH	TY	12.7	187.2
PIVETTA, N.	GU	TY	12.6	162.1
WAINWRIGHT, A.	BR	TY	12.5	206.2

**The 10 players with the lowest Hits Per 9 Innings, Starting**

Name	Tm	Lg	H/9-s	IP-s
BUEHLER, W.	BR	TY	5.2	238.0
STROMAN, M.	BB	TY	5.5	200.2
GAUSMAN, K.	BT	TY	5.7	210.1
QUANTRILL, C.	LI	TY	5.8	178.0
WOODRUFF, B.	HI	TY	5.9	202.0
RAY, R.	LI	TY	6.0	205.1
BURNES, C.	WA	TY	6.0	172.2
DeSCLAFANI, A.	LI	TY	6.1	194.2
WEBB, L.	LI	TY	6.3	176.2
McCULLERS, L.	MR	TY	6.3	166.0

**The 10 players with the highest Hits Per 9 Innings, Starting**

Name	Tm	Lg	H/9-s	IP-s
MINOR, M.	RO	TY	10.8	171.2
PETERSON, D.	HO	TY	10.7	201.2
MANAEA, S.	HH	TY	9.7	187.2
PIVETTA, N.	GU	TY	9.1	162.1
RODRIGUEZ, E.	GU	TY	9.1	169.1
DARVISH, Y.	FF	TY	9.0	182.2
HILL, R.	FR	TY	8.9	167.1
MUSGROVE, J.	GC	TY	8.9	198.0
CASTILLO, L.	HI	TY	8.8	173.1
IRVIN, C.	EA	TY	8.8	199.2

**The 10 players with the lowest Walks Per 9 Innings, Starting**

Name	Tm	Lg	BB/9-s	IP-s
DeSCLAFANI, A.	LI	TY	1.9	194.2
HENDRICKS, K.	FF	TY	2.0	219.0
STROMAN, M.	BB	TY	2.0	200.2
BURNES, C.	WA	TY	2.0	172.2
URIAS, J.	WA	TY	2.1	188.0
BUEHLER, W.	BR	TY	2.1	238.0
COLE, G.	BB	TY	2.3	191.2
FRIED, M.	FR	TY	2.3	184.2
BERRIOS, J.	BB	TY	2.5	214.1
GAUSMAN, K.	BT	TY	2.5	210.1

**The 10 players with the highest Walks Per 9 Innings, Starting**

Name	Tm	Lg	BB/9-s	IP-s
McCULLERS, L.	MR	TY	5.7	166.0
CASTILLO, L.	HI	TY	4.2	173.1
MONTGOMERY, J.	GC	TY	3.8	162.2
MONTAS, F.	BB	TY	3.7	201.1
HILL, R.	FR	TY	3.6	167.1
PETERSON, D.	HO	TY	3.6	201.2
GIBSON, K.	WA	TY	3.5	175.1
RODRIGUEZ, E.	GU	TY	3.3	169.1
MORTON, C.	RO	TY	3.2	215.2
EOVALDI, N.	EB	TY	3.2	203.1

**The 10 players with the lowest Home Runs Per 9 Innings, Starting**

Name	Tm	Lg	HR/9-s	IP-s
BURNES, C.	WA	TY	.52	172.2
McCULLERS, L.	MR	TY	.54	166.0
ALCANTARA, S.	ID	TY	.73	209.2
HENDRICKS, K.	FF	TY	.74	219.0
CEASE, D.	BR	TY	.81	190.0
RODRIGUEZ, E.	GU	TY	.85	169.1
QUANTRILL, C.	LI	TY	.86	178.0
EOVALDI, N.	EB	TY	.89	203.1
STROMAN, M.	BB	TY	.90	200.2
HILL, R.	FR	TY	.91	167.1

**The 10 players with the highest Home Runs Per 9 Innings, Starting**

Name	Tm	Lg	HR/9-s	IP-s
COLE, G.	BB	TY	1.69	191.2
WHEELER, Z.	ID	TY	1.69	218.1
MINOR, M.	RO	TY	1.68	171.2
WAINWRIGHT, A.	BR	TY	1.65	206.2
MIZE, C.	HA	TY	1.63	166.0
IRVIN, C.	EA	TY	1.53	199.2
BERRIOS, J.	BB	TY	1.51	214.1
PETERSON, D.	HO	TY	1.47	201.2
FRIED, M.	FR	TY	1.46	184.2
PIVETTA, N.	GU	TY	1.44	162.1

relief

**The 11 players with the most Saves**

Name	Tm	Lg	SV	SOPP
CLASE, E.	FR	TY	41	100.0
BARLOW, S.	WC	TY	37	86.0
McHUGH, C.	BT	TY	36	90.0
LOAISIGA, J.	EB	TY	34	82.9
ROGERS, T.	MI	TY	31	83.8
HADER, J.	WA	TY	30	93.8
TREINEN, B.	SS	TY	28	80.0
JANSEN, K.	HH	TY	26	72.2
ROMANO, J.	SI	TY	22	78.6

2 players tied at 21

**The 10 players with the highest Save Opportunity Percentage**

Name	Tm	Lg	SOPP	SOP
CLASE, E.	FR	TY	100.0	41
SUAREZ, R.	BR	TY	94.1	17
HADER, J.	WA	TY	93.8	32
McHUGH, C.	BT	TY	90.0	40
BARLOW, S.	WC	TY	86.0	43
ROGERS, T.	MI	TY	83.8	37
LOAISIGA, J.	EB	TY	82.9	41
TREINEN, B.	SS	TY	80.0	35
NELSON, J.	EA	TY	80.0	20
ROMANO, J.	SI	TY	78.6	28

**The 10 players with the lowest Earned Run Average, Relieving**

Name	Tm	Lg	ERA-r	IP-r
HADER, J.	WA	TY	.47	57.2
CLASE, E.	FR	TY	.66	68.2
HENDRIKS, L.	BB	TY	.96	74.2
TREINEN, B.	SS	TY	.97	83.1
McHUGH, C.	BT	TY	1.14	71.1
LOUP, A.	BB	TY	1.29	56.0
WILLIAMS, D.	WA	TY	1.41	57.1
STAUMONT, J.	FR	TY	1.45	74.2
RUIZ, J.	WA	TY	1.50	66.0
CESSA, L.	GU	TY	1.52	59.1

**The 10 players with the most Earned Runs Prevented, Relieving**

Name	Tm	Lg	ERPT-r	IP-r
TREINEN, B.	SS	TY	28.6	83.1
CLASE, E.	FR	TY	26.0	68.2
HENDRIKS, L.	BB	TY	25.7	74.2
McHUGH, C.	BT	TY	23.2	71.1
HADER, J.	WA	TY	23.1	57.2
STECKENRIDER, D.	BB	TY	22.6	81.0
STAUMONT, J.	FR	TY	21.7	74.2
KITTREDGE, A.	RO	TY	20.4	80.2
FULMER, M.	HA	TY	19.2	69.0
CRISMATT, N.	EB	TY	19.0	82.0



**The 10 players with the most Innings Pitched, Relieving**

Name	Tm	Lg	IP-r	GIR
VOTH, A.	HO	TY	86.0	32
SUTER, B.	FF	TY	84.1	57
TREINEN, B.	SS	TY	83.1	68
WHITLOCK, G.	GU	TY	83.0	56
CRISMATT, N.	EB	TY	82.0	53
CIMBER, A.	GU	TY	82.0	71
BARLOW, S.	WC	TY	82.0	73
SHAW, B.	ID	FARM	81.1	68
STECKENRIDER, D.	BB	TY	81.0	64
KITTREDGE, A.	RO	TY	80.2	64

**The 11 players with the most Relief Points**

Name	Tm	Lg	RPT	GIR
CLASE, E.	FR	TY	127	60
McHUGH, C.	BT	TY	112	61
BARLOW, S.	WC	TY	103	73
LOAISIGA, J.	EB	TY	94	58
TREINEN, B.	SS	TY	92	68
HADER, J.	WA	TY	88	55
ROGERS, T.	MI	TY	85	70
MELANCON, M.	BR	TY	65	57
SADLER, C.	BB	TY	58	41
2 players tied at 56				

**The 11 players with the most Games in Relief**

Name	Tm	Lg	GIR	IP-r
BARLOW, S.	WC	TY	73	82.0
CIMBER, A.	GU	TY	71	82.0
ALVAREZ, J.	RO	TY	70	79.1
ROGERS, T.	MI	TY	70	69.1
TREINEN, B.	SS	TY	68	83.1
SHAW, B.	ID	FARM	68	81.1
REYES, A.	SI	TY	68	74.0
4 players tied at 64				

**The 10 players with the most Games Finished**

Name	Tm	Lg	GF	GIR
BARLOW, S.	WC	TY	61	73
ROMANO, J.	SI	TY	55	60
ROGERS, T.	MI	TY	55	70
CLASE, E.	FR	TY	53	60
MARTIN, B.	HO	TY	51	59
LOAISIGA, J.	EB	TY	50	58
TREINEN, B.	SS	TY	49	68
McHUGH, C.	BT	TY	45	61
HADER, J.	WA	TY	42	55
JANSEN, K.	HH	TY	42	63

**The 13 players with the most Blown Saves**

Name	Tm	Lg	BS	GIR
CHAPMAN, A.	SI	TY	9	57
SEWALD, P.	EB	TY	8	50
WHITLOCK, G.	GU	TY	8	56
GREEN, C.	MR	TY	8	57
LUETGE, L.	BR	TY	7	50
ROBLES, H.	NE	TY	7	57

7 players tied at 6

**The 14 players with the most Holds**

Name	Tm	Lg	HLD	GIR
LOUP, A.	BB	TY	22	55
GALLEGOS, G.	FR	TY	19	61
REYES, A.	SI	TY	18	68
RASMUSSEN, D.	MI	TY	17	48
JOHNSON, P.	RO	TY	17	58
SEWALD, P.	EB	TY	16	50
RUIZ, J.	WA	TY	16	56
THIELBAR, C.	EA	TY	16	62

6 players tied at 15

**The 10 players with the most Inherited Runners**

Name	Tm	Lg	IR	GIR
HOLMES, C.	GU	TY	52	64
HOLLAND, G.	ID	FARM	50	43
ALVAREZ, J.	RO	TY	45	70
KITTREDGE, A.	RO	TY	44	64
McGEE, J.	LI	TY	42	56
MARTIN, B.	HO	TY	40	59
LEONE, D.	FF	TY	37	53
WHITLOCK, G.	GU	TY	37	56
HILL, T.	HA	TY	37	58
BLEIER, R.	SS	TY	36	61

**The 10 players with the lowest Inherited Runners Scored Percentage**

Name	Tm	Lg	IRSP	IR
PRESSLY, R.	BB	TY	7.1	28
LOUP, A.	BB	TY	12.1	33
BARLOW, S.	WC	TY	13.3	30
STECKENRIDER, D.	BB	TY	16.0	25
SUTER, B.	FF	TY	17.1	35
LEONE, D.	FF	TY	18.9	37
TREINEN, B.	SS	TY	20.0	25
HENDRIKS, L.	BB	TY	20.7	29
RICHARDS, T.	HA	TY	22.2	27
ROBLES, H.	NE	TY	22.2	27

**The 10 players with the most Strikeouts, Relieving**

Name	Tm	Lg	SO-r	IP-r
REYES, A.	SI	TY	108	74.0
GREEN, C.	MR	TY	106	79.1
VOTH, A.	HO	TY	101	86.0
KOPECH, M.	HI	TY	97	74.1
HENDRIKS, L.	BB	TY	96	74.2
SEWALD, P.	EB	TY	94	72.1
BOXBERGER, B.	RO	TY	93	73.1
TREINEN, B.	SS	TY	91	83.1
KARINCHAK, J.	ES	TY	90	60.2
KIMBREL, C.	BT	TY	87	67.0

**The 10 players with the highest Strikeouts Per 9 Innings, Relieving**

Name	Tm	Lg	SO/9-r	IP-r
KARINCHAK, J.	ES	TY	13.4	60.2
REYES, A.	SI	TY	13.1	74.0
TEPERA, R.	LI	TY	12.3	55.0
GREEN, C.	MR	TY	12.0	79.1
CASTILLO, D.	HH	TY	12.0	63.0
DIAZ, E.	EB	TY	11.8	58.0
KOPECH, M.	HI	TY	11.7	74.1
SEWALD, P.	EB	TY	11.7	72.1
KIMBREL, C.	BT	TY	11.7	67.0
HENDRIKS, L.	BB	TY	11.6	74.2

**The 11 players with the lowest Baserunners Per 9 Innings, Relieving**

Name	Tm	Lg	BR/9-r	IP-r
McHUGH, C.	BT	TY	4.5	71.1
HADER, J.	WA	TY	5.3	57.2
KITTREDGE, A.	RO	TY	5.4	80.2
STECKENRIDER, D.	BB	TY	5.6	81.0
CLASE, E.	FR	TY	5.9	68.2
TREINEN, B.	SS	TY	5.9	83.1
McGEE, J.	LI	TY	6.0	61.0
HENDRIKS, L.	BB	TY	6.5	74.2
RUIZ, J.	WA	TY	6.5	66.0

**The 10 players with the highest Baserunners Per 9 Innings, Relieving**

Name	Tm	Lg	BR/9-r	IP-r
VALDEZ, P.	HI	TY	17.9	60.1
OTTAVINO, A.	GC	TY	17.2	63.1
ROBLES, H.	NE	TY	16.2	72.2
VOTH, A.	HO	TY	15.6	86.0
KUHL, C.	NE	TY	15.2	64.0
UNDERWOOD, D.	GC	TY	15.0	61.0
COLOME, A.	ID	TY	15.0	67.2
BROGDON, C.	HO	TY	14.2	60.1
CHAPMAN, A.	SI	TY	14.1	55.0
REYES, A.	SI	TY	13.6	74.0

2 players tied at 6.8

**The 10 players with the lowest Walks Per 9 Innings, Relieving**

Name	Tm	Lg	BB/9-r	IP-r
BLEIER, R.	SS	TY	1.0	70.0
McGEE, J.	LI	TY	1.0	61.0
HENDRIKS, L.	BB	TY	1.3	74.2
McHUGH, C.	BT	TY	1.4	71.1
CRISMATT, N.	EB	TY	1.4	82.0
RODRIGUEZ, R.	SS	TY	1.4	68.1
LUETGE, L.	BR	TY	1.6	62.1
MISIEWICZ, A.	GC	TY	1.7	65.1
PARKER, B.	MR	TY	1.7	54.0
KITTREDGE, A.	RO	TY	1.7	80.2

**The 10 players with the highest Walks Per 9 Innings, Relieving**

Name	Tm	Lg	BB/9-r	IP-r
ROBLES, H.	NE	TY	7.9	72.2
REYES, A.	SI	TY	6.4	74.0
CHAPMAN, A.	SI	TY	5.9	55.0
KUHL, C.	NE	TY	5.3	64.0
VALDEZ, P.	HI	TY	5.2	60.1
SHAW, B.	ID	FARM	5.2	81.1
THOMPSON, K.	NE	TY	5.2	59.1
CISHEK, S.	EA	TY	5.0	66.1
HILL, T.	HA	TY	4.9	68.1
FEYEREISEN, J.	MR	TY	4.8	62.1

**The 10 players with the lowest Home Runs Per 9 Innings, Relieving**

Name	Tm	Lg	HR/9-r	IP-r
HADER, J.	WA	TY	.16	57.2
HENDRIKS, L.	BB	TY	.24	74.2
CLASE, E.	FR	TY	.26	68.2
LOUP, A.	BB	TY	.32	56.0
BICKFORD, P.	LI	TY	.33	55.0
CIMBER, A.	GU	TY	.33	82.0
MELANCON, M.	BR	TY	.39	69.2
TREINEN, B.	SS	TY	.43	83.1
HILL, T.	HA	TY	.53	68.1
STAUMONT, J.	FR	TY	.60	74.2

**The 10 players with the highest Home Runs Per 9 Innings, Relieving**

Name	Tm	Lg	HR/9-r	IP-r
CHAPMAN, A.	SI	TY	2.62	55.0
OTTAVINO, A.	GC	TY	2.42	63.1
ROMANO, J.	SI	TY	2.38	64.1
GIVENS, M.	HA	TY	2.35	57.1
COLOME, A.	ID	TY	2.13	67.2
TEPERA, R.	LI	TY	1.96	55.0
VALDEZ, P.	HI	TY	1.94	60.1
STRICKLAND, H.	HA	TY	1.89	66.2
STAMMEN, C.	BT	TY	1.86	72.2
TAYLOR, J.	MI	TY	1.83	59.0

fielding

**The 10 players with the highest Range at Second Base**

Name	Tm	Lg	RNG	INN
ODOR, R.	HO	TY	5.31	666.2
BROSSEAU, M.	NE	TY	4.57	627.2
WONG, K.	GC	TY	4.51	946.1
TORRES, G.	EA	TY	4.48	954.2
ALBIES, O.	ES	TY	4.47	1388.1
SCHOOP, J.	WC	TY	4.46	958.1
FLORES, W.	ID	TY	4.38	678.0
FRAZIER, A.	MI	TY	4.31	1110.2
INDIA, J.	SI	TY	4.25	1229.2
FRANCE, T.	FF	TY	4.24	1181.2

**The 10 players with the highest Fielding Average at Second Base**

Name	Tm	Lg	FLD	INN
ALTUVE, J.	RO	TY	.998	1151.2
FRAZIER, A.	MI	TY	.994	1110.2
WONG, K.	GC	TY	.992	946.1
ALBIES, O.	ES	TY	.991	1388.1
SEMIEN, M.	EB	TY	.991	728.1
FRANCE, T.	FF	TY	.988	1181.2
MERRIFIELD, W.	WA	TY	.986	1438.2
KEMP, T.	MR	TY	.986	614.0
SCHOOP, J.	WC	TY	.985	958.1
TORRES, G.	EA	TY	.985	954.2

**The 10 players with the highest Range at Third Base**

Name	Tm	Lg	RNG	INN
MONCADA, Y.	FF	TY	2.32	1265.2
CASTRO, S.	HA	TY	2.31	655.1
TURNER, J.	RO	TY	2.18	1191.1
URSHELA, G.	ID	TY	2.16	847.2
HERNANDEZ, Y.	ES	TY	2.14	601.1
HAYES, K.	HO	TY	2.13	805.1
CANDELARIO, J.	EA	TY	2.07	1273.1
ESCOBAR, E.	MI	TY	2.05	819.0
SEAGER, K.	BR	TY	2.03	881.1
DIAZ, Y.	WA	TY	2.02	655.2

**The 10 players with the highest Fielding Average at Third Base**

Name	Tm	Lg	FLD	INN
MACHADO, M.	SS	TY	.991	1044.2
ARENADO, N.	BB	TY	.986	1320.1
RILEY, A.	HH	TY	.974	1360.1
TURNER, J.	RO	TY	.970	1191.1
RAMIREZ, J.	WC	TY	.969	1220.0
HERNANDEZ, Y.	ES	TY	.966	601.1
CASTRO, S.	HA	TY	.966	655.1
DIAZ, I.	HI	TY	.959	1267.1
McMAHON, R.	BT	TY	.958	861.2
MONCADA, Y.	FF	TY	.950	1265.2

**The 10 players with the highest Range at Shortstop**

Name	Tm	Lg	RNG	INN
NEWMAN, K.	HO	TY	4.87	691.0
SWANSON, D.	EA	TY	4.74	1362.1
ROJAS, M.	ID	TY	4.69	1091.2
BOGAERTS, X.	GU	TY	4.62	1215.2
ADAMES, W.	HI	TY	4.60	776.1
TATIS, F.	HO	TY	4.60	722.1
AHMED, N.	HA	TY	4.59	1091.1
RENGIFO, L.	HI	TY	4.58	638.1
SIMMONS, A.	NE	TY	4.51	1234.2
ANDRUS, E.	FR	TY	4.47	1034.2

**The 10 players with the highest Fielding Average at Shortstop**

Name	Tm	Lg	FLD	INN
SWANSON, D.	EA	TY	.988	1362.1
ROJAS, M.	ID	TY	.986	1091.2
SIMMONS, A.	NE	TY	.986	1234.2
AHMED, N.	HA	TY	.984	1091.1
STORY, T.	MR	TY	.983	1247.2
BOGAERTS, X.	GU	TY	.983	1215.2
LINDOR, F.	ES	TY	.982	1090.0
LOPEZ, N.	SS	TY	.979	1054.0
CRAWFORD, B.	RO	TY	.977	1102.0
CRAWFORD, J.	MI	TY	.977	1406.2

**The 10 players with the highest Range in Left Field**

Name	Tm	Lg	RNG	INN
TAPIA, R.	HA	TY	1.87	687.1
GARCIA, A.	MI	TY	1.82	785.2
GROSSMAN, R.	FF	TY	1.81	1127.0
SCHWARBER, K.	GU	TY	1.75	806.1
McCUTCHEM, A.	NE	TY	1.74	847.2
CASTELLANOS, N.	GC	TY	1.72	1011.1
MARTINEZ, J.	BB	TY	1.69	1160.0
MEADOWS, A.	EB	TY	1.59	736.1
REYES, F.	HH	TY	1.58	867.0
OHTANI, S.	RO	TY	1.56	983.2

**The 10 players with the highest Fielding Average in Left Field**

Name	Tm	Lg	FLD	INN
GROSSMAN, R.	FF	TY	1.000	1127.0
TAPIA, R.	HA	TY	.993	687.1
SOTO, J.	ID	TY	.985	1190.0
GARCIA, A.	MI	TY	.981	785.2
MEADOWS, A.	EB	TY	.977	736.1
STRAW, M.	SS	TY	.969	973.1
REYES, F.	HH	TY	.968	867.0
OHTANI, S.	RO	TY	.966	983.2
McCUTCHEM, A.	NE	TY	.959	847.2
MARTINEZ, J.	BB	TY	.952	1160.0

The 10 players with the highest Range in Center Field

Name	Tm	Lg	RNG	INN
NIMMO, B.	RO	TY	3.37	600.1
HERNANDEZ, T.	BR	TY	3.21	1282.1
TUCKER, K.	EB	TY	3.15	751.0
BLACKMON, C.	ID	TY	3.14	988.0
HAPP, I.	BT	TY	3.08	657.2
REYNOLDS, B.	WC	TY	3.06	1226.1
VERDUGO, A.	SI	TY	2.97	1047.1
TAYLOR, M.	HA	TY	2.97	912.1
CANHA, M.	FR	TY	2.94	1047.2
MARGOT, M.	HH	TY	2.91	651.2

The 10 players with the highest Fielding Average in Center Field

Name	Tm	Lg	FLD	INN
REYNOLDS, B.	WC	TY	1.000	1226.1
GRISHAM, T.	EA	TY	.997	938.0
TUCKER, K.	EB	TY	.996	751.0
MARGOT, M.	HH	TY	.995	651.2
VERDUGO, A.	SI	TY	.994	1047.1
TAYLOR, M.	HA	TY	.993	912.1
CANHA, M.	FR	TY	.991	1047.2
MULLINS, C.	MI	TY	.989	1408.2
NIMMO, B.	RO	TY	.987	600.1
HERNANDEZ, T.	BR	TY	.981	1282.1

The 10 players with the highest Range in Right Field

Name	Tm	Lg	RNG	INN
DUVALL, A.	BR	TY	2.17	1205.0
GURRIEL, L.	HA	TY	1.98	1128.1
BRANTLEY, M.	BB	TY	1.96	745.1
GALLO, J.	MI	TY	1.85	971.0
HARPER, B.	RO	TY	1.83	979.1
NAQUIN, T.	WC	TY	1.82	775.2
STANTON, G.	FF	TY	1.77	1102.2
JUDGE, A.	EA	TY	1.75	1314.1
HANIGER, M.	WA	TY	1.69	613.1
TAYLOR, C.	SI	TY	1.68	764.1

The 10 players with the highest Fielding Average in Right Field

Name	Tm	Lg	FLD	INN
GURRIEL, L.	HA	TY	.996	1128.1
DUVALL, A.	BR	TY	.993	1205.0
JUDGE, A.	EA	TY	.992	1314.1
GALLO, J.	MI	TY	.990	971.0
TAYLOR, C.	SI	TY	.986	764.1
BRYANT, K.	BT	TY	.986	747.0
McKENNA, R.	NE	TY	.985	752.2
CARLSON, D.	WA	TY	.984	653.2
PEDERSON, J.	LI	TY	.982	630.2
BRANTLEY, M.	BB	TY	.982	745.1



**The 10 players with the highest Fielding Average at First Base**

Name	Tm	Lg	FLD	INN
RIZZO, A.	BT	TY	.999	1168.2
BELT, B.	SS	TY	.998	662.2
WALSH, J.	FF	TY	.998	1146.0
OLSON, M.	EA	TY	.997	1392.1
BELL, J.	MR	TY	.996	1177.1
MUNCY, M.	LI	TY	.996	1102.0
GURRIEL, Y.	FR	TY	.996	1088.2
FREEMAN, F.	WC	TY	.995	1405.0
ABREU, J.	ID	TY	.995	1355.2
HOSMER, E.	WA	TY	.995	1089.0

**The 10 players with the highest Fielding Average at Pitcher**

Name	Tm	Lg	FLD	INN
BERRIOS, J.	BB	TY	1.000	214.1
URIAS, J.	WA	TY	1.000	188.0
GIBSON, K.	WA	TY	1.000	175.1
LYLES, J.	MI	TY	1.000	158.0
HOUSER, A.	SS	TY	1.000	156.0
ALLARD, K.	WC	TY	1.000	146.1
RYU, H.	ES	TY	.980	192.0
HENDRICKS, K.	FF	TY	.980	219.0
DeSCLAFANI, A.	LI	TY	.977	199.1
ALCANTARA, S.	ID	TY	.977	209.2

**The 10 players with the highest Fielding Average at Catcher**

Name	Tm	Lg	FLD	INN
REALMUTO, J.	BT	TY	.999	988.2
MALDONADO, M.	HI	TY	.999	729.1
MURPHY, S.	LI	TY	.999	632.2
BARNHART, T.	MI	TY	.998	857.0
POSEY, B.	HH	TY	.998	782.2
PEREZ, R.	BB	TY	.998	805.2
NARVAEZ, O.	SS	TY	.998	750.1
SMITH, W.	MR	TY	.997	944.0
GRANDAL, Y.	WC	TY	.996	675.1
CONTRERAS, W.	LI	TY	.996	668.0

**The 10 players with the lowest Opposition Stolen Base Average at Catcher**

Name	Tm	Lg	OSBA	INN
MALDONADO, M.	HI	TY	.111	729.1
DIAZ, E.	BB	TY	.118	609.2
MURPHY, S.	LI	TY	.156	632.2
PEREZ, S.	FR	TY	.213	1353.0
HAASE, E.	EB	TY	.319	704.1
PEREZ, M.	SI	TY	.321	813.1
REALMUTO, J.	BT	TY	.337	988.2
POSEY, B.	HH	TY	.345	782.2
HEIM, J.	HA	TY	.364	642.0
CONTRERAS, W.	LI	TY	.377	668.0