

POSTSEASON

DIVISION

CHAMPS



WILD

CARD



LONG
ISLAND
NEW YORK



TCBA

INTRODUCING
ELITE 8

#8 West Coast @ #1 Beacon

#7 Long Island @ #2 Rochester

#6 Scranton @ #3 Waukesha

#5 Bethesda @ #4 Gunpowder

First Round



**QUARTER
FINAL**

**WEST
COAST**
Wrecking Crew



Beacon



Braves

1
ROUND

The West Coast Wrecking Crew more than lived up to their nickname as they ripped through Beacon's league-best pitching staff, leaving the #1 seeded Braves battered and bruised.

The two teams were evenly matched offensively during the season - Beacon's .263 vs. West Coasts' .264 – and it was no different in their Quarter-final playoff series – Beacon's .268 vs. the Coasters' .262.

Beacon smugly built an early 6-1 lead in Game 1, only to see their vaunted bullpen be chopped up by the WC Crew in a 9-7 series-opening loss. Ketel Marte's timely singles drove in 4 runs; but it was Yasmani Grandal's 5th inning 3-run homer off Casey Sadler that sent shockwaves through the Beacon dugout.

The Braves returned to Smugville in Game 2, led by Pablo Lopez' pitching and Nolan Arenado's 3-homer, 7 rbi performance. The Braves' swagger had returned in a 13-2, series-evening.

Any thoughts of an easy run for the Braves ended quickly in Game 3. Beacon's Frankie Montas was gone before recording an out in the 3rd inning, a victim of a Freddie Freeman 2-run homer. Grandal accounted for 2 runs with a pair of doubles, and the Crew received just enough effective relief work to secure a 5-4 victory and a 2-1 series lead.

In Game 3, Beacon's 22-game winner Jose Berrios lasted just 4 innings, leaving with the game tied at 2 apiece after a Brian Reynolds homer. Reynolds would go on to record a .484 OBP in the series. Freddie Freeman would collect another 3 hits, but he was countered by 4 solo homers, 2 each by Paul Goldschmidt and JD Martinez. Beacon built a 6-2 lead and got just enough relief pitching to secure a series-tying 6-4 win.

The Crew's Lance Lynn was nearly unhittable in Game 5, tossing a shutout through 6 innings. He was supported by Reynolds and Jose Ramirez, who each belted solo homers, taking a 2-0 lead into the 7th inning. An rbi double by JD Martinez finally broke the ice on the frozen Beacon bats. Isaiah Kiner Falefa followed an IBB to Nolan Arenado (loading the bases) with a 2-run single that provided the Braves with a 4-2 lead. Sadler pitched the 9th, this time retiring all three batters for the save.

Back in Beacon, the Braves' plans for an early victory went awry. The Crew battered Pablo Lopez (2 IP, 5 ER), the big blow a grand slam from Tyler Naquin, for an early 7-0 lead. Beacon attempted several come-backs, but each time the West Coast batters would blast whoever was on the mound, collecting 14 hits in total in a 10-6 series-tying win.

And so it came down to a single game, Berrios vs Gomber. Three tense innings zipped by, neither team able to hit the other's pitching. The ice cracked a wee bit in the bottom of the 4th, another IKF single scoring Segura with the game's first run. The Braves added another run in the 5th on Goldschmidt's rbi single. It was still a tense 2-0 game.

And then everything changed. With Jeurys Familia on the mound in relief of Gomber, the Braves broke out of their chains and began to find some success. Beacon pushed across another run, bringing on Wendelken to try and plug the dike. With two outs and loaded bases, Paul Goldschmidt (.333) took his turn at bat. The explosion removed what obstruction remained, the dike collapsed, and 3 runs scored on Goldschmidt's double. An extremely tense series and game had suddenly turned.

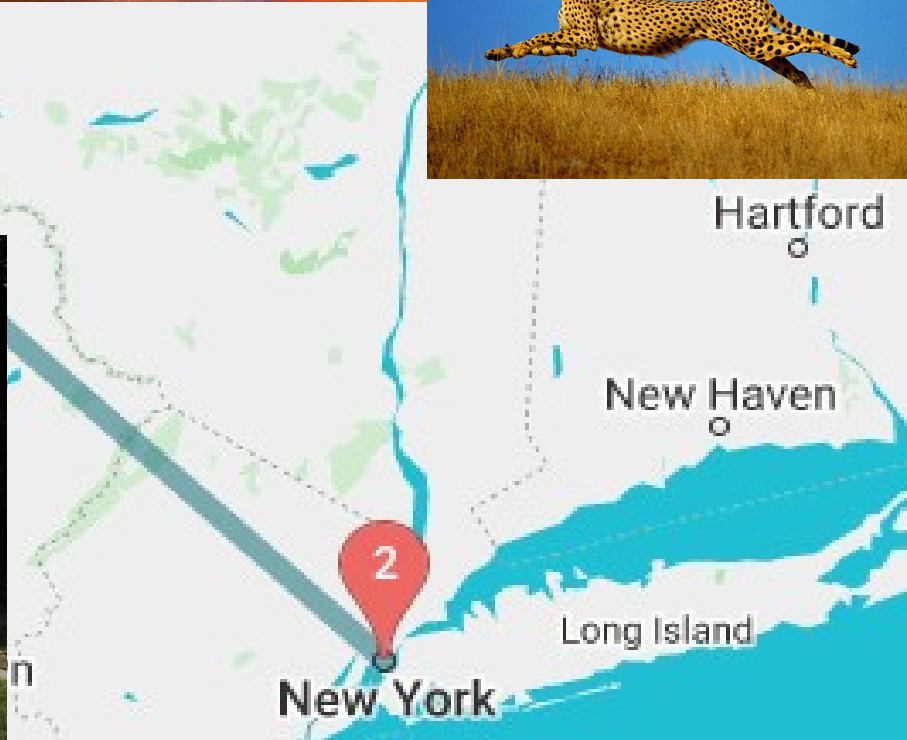

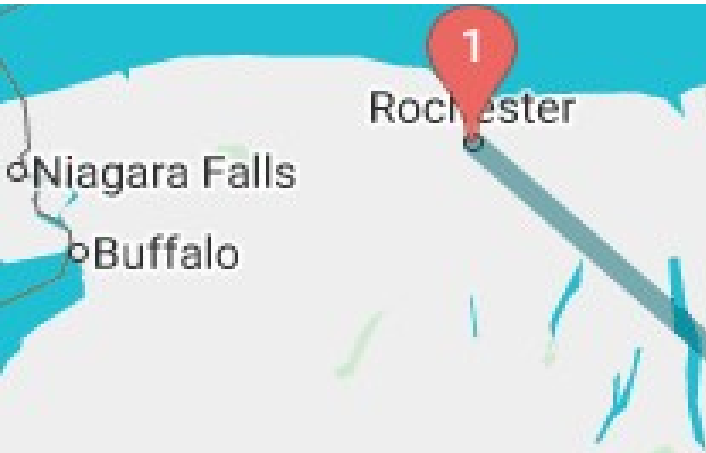
Correspondent: Bob Braun



U-TCBA22 - Beacon Braves - Game Summaries									
7 Games Played									
Date	No.	Team	R	H	E	G Sc	Starters	Decisions	Save
09/27/21	7	West Coast Wrecking Crew	1	5	1	50	A. GOMBER	L, A. GOMBER	
20:13m	7	Beacon Braves	6	11	0	58	J. BERRIOS	W, A. LOUP	None
Date	No.	Team	R	H	E	G Sc	Starters	Decisions	Save
09/26/21	6	West Coast Wrecking Crew	10	14	2	53	Z. GALLEN	W, Z. GALLEN	None
23:15m	6	Beacon Braves	6	8	0	25	P. LOPEZ	L, P. LOPEZ	
Date	No.	Team	R	H	E	G Sc	Starters	Decisions	Save
09/25/21	5	Beacon Braves	4	8	2	60	M. STROMAN	W, R. THOMPSON	C. SADLER
25:33m	5	West Coast Wrecking Crew	2	6	1	52	L. LYNN	L, L. LYNN	
Date	No.	Team	R	H	E	G Sc	Starters	Decisions	Save
09/24/21	4	Beacon Braves	6	9	3	44	J. BERRIOS	W, A. LOUP	L. JACKSON
29:50m	4	West Coast Wrecking Crew	4	12	0	45	E. MORGAN	L, E. MORGAN	
Date	No.	Team	R	H	E	G Sc	Starters	Decisions	Save
09/23/21	3	Beacon Braves	4	8	0	26	F. MONTAS	L, F. MONTAS	
25:12m	3	West Coast Wrecking Crew	5	8	0	44	M. BOYD	W, Y. GARCIA	S. BARLOW
Date	No.	Team	R	H	E	G Sc	Starters	Decisions	Save
09/22/21	2	West Coast Wrecking Crew	2	8	1	23	Z. GALLEN	L, Z. GALLEN	
29:31m	2	Beacon Braves	13	14	1	59	P. LOPEZ	W, P. LOPEZ	None
Date	No.	Team	R	H	E	G Sc	Starters	Decisions	Save
09/21/21	1	West Coast Wrecking Crew	9	12	1	30	L. LYNN	W, S. BARLOW	None
41:02m	1	Beacon Braves	7	8	2	35	M. STROMAN	L, A. LOUP	

U-TCBA22 - Beacon Braves - Summary																	
Batting	AVG	OBP	SLG	G	AB	H	2B	3B	HR	R	R/G	SO	BB	LOB	SB	CS	SBP
Beacon Braves	.268	.326	.500	7	246	66	12	0	15	46	6.6	52	20	42	23	3	88.5
Pitching	ERA	G	CG	SHO	QS	SV	IP	H	R	ER	HR	SO	BB	HB	WP	BK	OBA
Beacon Braves	4.65	7	0	0	0	2	62.0	65	33	32	11	61	21	1	1	0	.262
Fielding	FLD	G	PO	A	E	DP	TP	PB	OSB	OCS	OSBP	OSBA	DER	UER	UERP		
Beacon Braves	.969	7	186	61	8	3	0	0	1	3	25.0	.145	.665	1	3.0		

U-TCBA22 - West Coast Wrecking Crew - Summary																	
Batting	AVG	OBP	SLG	G	AB	H	2B	3B	HR	R	R/G	SO	BB	LOB	SB	CS	SBP
West Coast Wrecking Crew	.262	.321	.472	7	248	65	17	1	11	33	4.7	61	21	54	1	3	25.0
Pitching	ERA	G	CG	SHO	QS	SV	IP	H	R	ER	HR	SO	BB	HB	WP	BK	OBA
West Coast Wrecking Crew	5.75	7	0	0	0	1	61.0	66	46	39	15	52	20	2	1	0	.268
Fielding	FLD	G	PO	A	E	DP	TP	PB	OSB	OCS	OSBP	OSBA	DER	UER	UERP		
West Coast Wrecking Crew	.975	7	183	53	6	0	0	1	23	3	88.5	3.393	.697	7	15.2		



It was the best of times, it was the worst of times, you could say. It was indeed a "Tale of Two Series". I will say this: At 9:30 PM last night, no one would have been more surprised than me that I would be the one writing this email.

The #2 seed Rochester Cheetahs attempted to hold off the #7 seed Long Island Islanders to become the only non-Metro team in the Semi-Finals. And, being that our 2016 title is the only non-Metro title since 2011, that might have been fitting. However, there was a quick sign that the first part of this series, at least, would not be Rochester's finest hour.

Shohei Ohtani made his playoff debut on the hill, and he was just a bit shaky in inning #1 of Game 1. He began the game by walking Cain, Wendle and Muncy and then followed that by dropping a toss from Schwindel on a Seager grounder. Peterson then grounded back to him and he dropped that also before getting the out at first. He amazingly got the final two outs from there without allowing another run, putting us in a 2-0 hole. The Cheetahs chipped away at Logan Webb, starting with a Crawford single and two stolen bases in the second, the latter being a steal of home that cut the lead in half. Webb walked Schwindel and Shohei to load the bases with 1 out in the third, and Garver's sacrifice fly tied the game at 2-2. And then, in this battle of offenses in 2021 baseball, nobody did much of anything for almost an entire game's worth of action. Rochester's ace reliever, Andrew Kittredge, was on the hill for the top of the eleventh, when Cain led off with a single and a stolen base. Kittredge came back to strike out Longoria and Muncy, putting us in position to escape again when we walked Seager to face Peterson. Jace grounded to Turner at third, but calamity - Turner threw the ball past Schwindel at first, allowing Cain to score on an error. Rochester went 1-2-3 in the bottom of the frame against Jake McGee to take a horrendous 3-2 loss in 11 innings.

And it only got worse from there. Ohtani homered in his first two plate appearances against Robbie Ray in Game 2, and Garver hit an early homer as well - but they were all solo shots, and Long Island was keeping pace against Morton. A bases loaded walk to Muncy in the third gave the Islanders their first run, and an error by Altuve set up an RBI double by Cain in the fourth. However, Ohtani struck again in his third PA with a triple, giving him 11 total bases in 3 PAs, and Crawford singled him home to break a 3-3 tie in the sixth. Rochester then hoped to hang on and get a 1-run win to even the series again. Well. Sanchez hit a 1-out triple in the eighth against Baragar and youngster Wander Franco came through with a huge pinch-hit single against Johnson to tie the game. Kittredge was on again in the ninth in a 4-4 game, trying to give us a chance, but Lorenzo Cain led off that inning with a solo homer, breaking the hearts of the home crowd. Another 1-2-3 bottom of the inning, another 1-run loss, 5-4.

Then, Cal Quantrill started hammering nails into the Rochester coffin in Game 3. The Cheetahs, with the league's best offense in 2021, had just about nothing against the Long Island starter. A 3-run second inning for Long Island was more than enough, as Joc Pederson and his pearls homered, while Quantrill himself added insult to injury with a 2-run double. It was as bleak as it could have been in Rochester, as Long Island won 4-0 to take a 3 games to none lead.

We chatted about previous comebacks from down 3 games to none, including one in 1995, when I was in high school. Of course I brought up the first (chronological) TCBA World Series, in which I reversed a 3 games to none deficit, even after (seemingly) trailing 6-0 in game 4. Perhaps, for Mac's sake, we shouldn't have spent so much time talking about it.

If you're going to serve notice that you might pull off the biggest possible comeback in a 7-game series, scoring 15 runs is a good way to do it. Wily Peralta baffled Long Island for most of the game while Rochester notched single runs against Logan Webb, in his final start of the series, in the first and fourth. Harper's first homer of the series in the fifth put us up 3-0, but it was the sixth that proved decisive. Crawford homered, and then we loaded the bases for Harper, who singled. It was 6-0 when Ohtani batted with 1 out and the bases loaded and he - well, he hit a grand slam to make it 10-0. Each team scored 5 runs against the back of the bullpens from there, and we ended at 15-5.

By the way, Harper had zero hits in the first 3 games of the series, but his turnaround coincided with ours. Unfortunately for Long Island, Corey Seager started 5 of the 7 games, and did not get a hit. He did reach a few times on walks, errors, etc., but no hits.

Ohtani was back for Game 5, facing DeSclafani, and we knew that he had to come through big if we were going to turn the corner. He was clearly better than Game 1, right away. He didn't allow a run until the sixth, and it was tied at 1-1 when Rochester busted down the door in the seventh with back-to-back doubles by Pollock and Altuve and then a 2-run homer from Harper. A Muncy homer in the ninth cut the lead to 4-2, but that was all, as Kittredge closed the door on a 4-2 win.

We went back to Rochester with new life, but we still had to win both remaining games. And we were in serious, serious trouble in Game 6. This was the second hinge point, at which it looked like Long Island had the upset pulled off. It was the combination of Robbie Ray, who obliterated Rochester through 6 frames, seemingly striking out everyone and walking no one, and Joc Pederson, who hit a massive 2-run homer in the fourth to give Long Island a 2-1 lead. That lead held until the bottom of the seventh, as Long Island came 3 innings away from escaping. But it was not to be. Corey Seager's tough series continued with an error on Crawford's leadoff grounder. Crawford then stole second and moved to third on Pollock's groundout before Jose Altuve delivered him as the tying run with a sac fly. Then, in the bottom of the eighth, the Big Orange Machine got unjammed. Ray had allowed 2 runs in 7 innings, but more impressively had walked no one and fanned 13. But he began the eighth with a walk to Nimmo. Harper then followed with his third homer in as many games, putting Rochester up 4-2. Garver followed with a 2-run homer that put us up 6-2, and was huge in saving the bullpen for Game 7. We left the two ace relievers in the pen and allowed Littell to close out the 4-run win, which he did, evening the series.

Did Rochester pull off the incredible comeback?? Well, I suppose you already know that we did. Ohtani walked, stole second and scored on a Garver single in the first against Alex Cobb, and Justin Turner homered in the second to put us up 2-0. When Sean Murphy led off the third with a double, Brett Anderson quickly exited. Long Island scored one run after Tyler Duffey entered, but Rochester followed Duffey with Littell, Alvarez and Kittredge, and Long Island didn't score again. The Cheetahs led 3-1 when Frank Schwindel put an exclamation point on the win with a solo homer in the eighth, and Rochester held on in the ninth for a 4-1 victory to claim the series.

It was really an incredible series, very close, and Long Island probably would have won it if they'd had either Winker or Wisdom. We are very fortunate to have survived, but we did. Congrats to Mac on a great season!

Correspondent: JR Richardson



U-TCBA22 - Rochester Cheetahs - Game Summaries

7 Games Played


Date	No.	Team	R	H	E	G Sc	Starters	Decisions	Save	
09/27/21	7	Long Island Islanders	1	4	1	45	A. COBB	L, A. COBB		
17:43m	7	Rochester Cheetahs	4	7	2	54	B. ANDERSON	W, T. DUFFEY	A. KITTREDGE	
Date	No.	Team	R	H	E	G Sc	Starters	Decisions	Save	
09/26/21	6	Long Island Islanders	2	3	2	62	R. RAY	L, R. RAY		
14:44m	6	Rochester Cheetahs	6	6	2	56	C. MORTON	W, W. PERALTA	None	
Date	No.	Team	R	H	E	G Sc	Starters	Decisions	Save	
09/25/21 (N)	5	Rochester Cheetahs	4	6	0	67	S. OHTANI	W, S. OHTANI	A. KITTREDGE	
15:28m	5	Long Island Islanders	2	4	1	57	A. DeSCLAFANI	L, A. DeSCLAFANI		
Date	No.	Team	R	H	E	G Sc	Starters	Decisions	Save	
09/24/21 (N)	4	Rochester Cheetahs	15	14	0	61	W. PERALTA	W, W. PERALTA	None	
21:36m	4	Long Island Islanders	5	9	1	48	L. WEBB	L, L. WEBB		
Date	No.	Team	R	H	E	G Sc	Starters	Decisions	Save	
09/23/21 (N)	3	Rochester Cheetahs	0	4	0	45	B. ANDERSON	L, B. ANDERSON		
9:25m	3	Long Island Islanders	4	6	0	83	C. QUANTRILL	W, C. QUANTRILL	None	
Date	No.	Team	R	H	E	G Sc	Starters	Decisions	Save	
09/22/21	2	Long Island Islanders	5	9	0	51	R. RAY	W, T. McFARLAND	None	
23:46m	2	Rochester Cheetahs	4	8	1	50	C. MORTON	L, A. KITTREDGE		
Date	No.	Team	R	H	E	Inn	G Sc	Starters	Decisions	Save
09/21/21	1	Long Island Islanders	3	5	0	11	46	L. WEBB	W, J. McGEE	None
38:13m	1	Rochester Cheetahs	2	4	2		54	S. OHTANI	L, A. KITTREDGE	

U-TCBA22 - Rochester Cheetahs - Summary

Batting	AVG	OBP	SLG	G	AB	H	2B	3B	HR	R	R/G	SO	BB	LOB	SB	CS	SBP
Rochester Cheetahs	.213	.296	.448	7	230	49	13	1	13	35	5.0	68	27	39	7	2	77.8
Pitching	ERA	G	CG	SHO	QS	SV	IP	H	R	ER	HR	SO	BB	HB	WP	BK	OBA
Rochester Cheetahs	2.81	7	0	0	2	2	64.0	40	22	20	6	56	31	3	1	0	.174
Fielding	FLD	G	PO	A	E	DP	TP	PB	OSB	OCS	OSBP	OSBA	DER	UER	UERP		
Rochester Cheetahs	.974	7	192	66	7	2	0	0	7	1	87.5	.984	.771	2	9.1		

U-TCBA22 - Long Island Islanders - Summary

Batting	AVG	OBP	SLG	G	AB	H	2B	3B	HR	R	R/G	SO	BB	LOB	SB	CS	SBP
Long Island Islanders	.174	.280	.313	7	230	40	10	2	6	22	3.1	56	31	52	7	1	87.5
Pitching	ERA	G	CG	SHO	QS	SV	IP	H	R	ER	HR	SO	BB	HB	WP	BK	OBA
Long Island Islanders	4.57	7	2	1	1	0	63.0	49	35	32	13	68	27	1	0	0	.212
Fielding	FLD	G	PO	A	E	DP	TP	PB	OSB	OCS	OSBP	OSBA	DER	UER	UERP		
Long Island Islanders	.980	7	189	57	5	3	0	0	7	2	77.8	1.000	.744	3	8.6		



Spanish flies as an Aphrodisiac, their Effects and Practical Experience with them



Waukesha and Scranton hooked up in a Puzzle of Zoom, last night.

Kudo's to Ken for figuring out a way to make it all work for the two teams along with the spectators. And a 'Bronx Cheer' for Scranton, for running out of laptop battery during game 5, causing a 'blackout' for all, as they waited patiently for the 'lights to come back on' and action to resume. (Note to self: next time, plug the damn charger cord in cuz the series might take longer than anticipated)

GAME 1....ERA leader Corbin Burnes takes the mound for Wauk, and he's twirling a no hitter thru 4. Meanwhile, Wauk scores two single runs on a Blast by Bichette, and a Scranton fielding error. Burnes finally gives up a run in the 6th, Wauk goes to their bullpen, and Scranton unloads against normally reliable Jose Ruiz. Our offensive spurt, all at the bottom of our order, 7-8-9 slot, gives us a total of 4 runs in the inning.

And that's all the scoring today, for either team. Though we DO hit Freeman outfielder with a pitch; he takes a breather for one more day, but Wauk will make us pay for that later.

4-2 win for Scranton to get the series going.

Correspondent: Marty Fiehl

GAME 2....A game that will have implications the rest of the way out.

Chris Bastard.....I mean Bassitt, for Waukesha.

Wasting no time in getting revenge for Dylan Carlson yesterday, Bassitt drills my cleanup hitter, 1st inning, right in the head.

Byron Buxton will be injured until the end of Spring Training. Scranton won't see him in our lineup again until Opening Day. Big blow for Scranton.

-Freemen string together several hits, score 2 runs in each of the first two innings.....and that's all she wrote.

**No more scoring, Wauk wins 4-0 and Bassitt twirls a gem! (nobody else wanted to stand in the box against him after seeing Buxton carried off)
7 shutout innings and 2 relievers followed with no hit appearances.**

The Freeman pitchers have now shut out Scranton in 17 of the first 18 innings of the series. Spanflies are very fortunate to have a split series so far.

GAME 3.... This was the best game of the series in the fact that the lead switched hands numerous times. Every time one team scored; the other team answered back. Waukesha opens up taking the lead. Scranton ties it. Scranton takes the lead. Waukesha tied it. Scranton takes the lead. Waukesha takes the lead. Scranton ties it. Scranton takes the lead in the bot of the 8th, holds off Wauk in the 9th, and wins the game!

And what made it real exciting, was that home runs were at the heart of just about every one of those scorings.

**The Freeman superb outfield core was responsible for all of their scoring:
-O'neill with a dinger and 2 rbi's; Carlson with 2 rbi's; Haniger with a homer.**

**And Scranton's scoring coming from 4 homers:
-Wil Myers, long time Spanfly, and injury replacement for Buxton, Dauton Varsho and Brendan Rodgers, MVP of the game, with 2 homers and 3 ribbies.**

Scranton wins this one 7-5, and the LOB is kind of neat: 2 for Wauk and 3 for Scr. Meaning most times that somebody got on base, they got driven in, usually be a homer. No wasted rallies.

GAME 4:

Okay, this was the WORST game of the series, in that it was the only one in which the score got out of hand and both teams just wanted to protect themselves instead of worrying about winning or losing.

Eric Lauer of the Freebies took a nice 3-1 lead into the 5th.....and then the wheels fell off. Ok, the whole axle.

Scranton kept up the 'power against Lauer' until he was removed with runners on base and 2 outs. Funkhouser was brought in with instructions to get 'one out'.

And he did.....but it was not until giving up a 3 run homer, and Scranton scored SEVEN big runs in the inning. And they kept on scoring in the next two innings also.

Final Score: 12-3 and Scranton is mounting serious momentum. Up 3 games to 1 now.

Game 5:

A superb pitching matchup between Gm1 starters, Burnes and Framber Valdez.

Scranton has a 2-1 lead in the 7th inning.....and then the battery gives me notice on the laptop that it is almost out of juice. I make a mad dash for the power cord downstairs (and by mad dash I mean; we limp down the stairs after extricating ourselves from bed....use a pick-up stick to get the power strip off the floor, explain to the wife what I'm doing downstairs, take a ride on the StairChair back upstairs, limp back into the bedroom, and I am literally 3 feet from inserting the cord into the side of the computer when I see the screen go black! Sunuvabitch! I needed five more seconds to 'give it more power, captain', before it shut down. Of course, I lost the game in progress. Its not often one gets the lead on Burnes.

After logging back on and explaining my plight to the opposing mgr and Ken, we set up for game 5 again, and have at it once more.

This one, almost identical to the first game, a major pitching duel between Burnes and Framber....its 1-1 after 9 complete. We head to extra's.

Top 10.....Ex-Scrantonian, Christian Yelich goes downtown with a solo homer to break the hometown fans heart.

Bot 10.....Josh Hader, comes in to close it for Waukesha, and the Freebies win: 2-1.

Same SCORE as last game before the power outage; but this time, Waukesha has the 2 and Scranton the 1.

Okay, Scranton still up in the series, 3 games to 2, but.....has the momentum now shifted back to Waukesha?

GAME 6...

Freemen score first on a homer by Yandy Diaz, another former Scrantonian.

Chris Bassitt holds a 1-0 lead thru five complete. This is the 12th consecutive shutout inning for Bassitt against Scranton.

Top 6....we FINALLY get to Bassitt. 3 big runs, one of them a 2 run homer by Luis Robert.

Some fine bullpen work the rest of the way for Scranton, and they hold onto a 4-2 WIN, and we take the Playoff Series, also by a 4-2 margin in games.

We will look forward to playing the winner of the Rochester/Long Island series, in Harrisburg.

A tip of the Cap to Ken and the Freeman team. There was only ONE 'easy' game, the rest were well played, close, and challenging games. Along with being a lot of fun interacting with the manager and several fans who bought tickets to the front row seats.



U-TCBA22 - Scranton Spanish Flies - Game Summaries

6 Games Played

Date	No.	Team	R	H	E	G Sc	Starters	Decisions	Save	
09/26/21	6	Scranton Spanish Flies	4	9	0	58	A. HOUSER	W, A. HOUSER	R. RODRIGUEZ	
17:48m	6	Waukesha Freeman	2	7	1	53	C. BASSITT	L, C. BASSITT		
Date	No.	Team	R	H	E	Inn	G Sc	Starters	Decisions	Save
09/25/21	5	Waukesha Freeman	2	7	2	10	61	C. BURNES	W, J. HADER	None
23:07m	5	Scranton Spanish Flies	1	6	0		71	F. VALDEZ	L, R. BLEIER	
Date	No.	Team	R	H	E	G Sc	Starters	Decisions	Save	
09/24/21	4	Waukesha Freeman	3	10	0		31	E. LAUER	L, E. LAUER	
20:49m	4	Scranton Spanish Flies	12	11	0		42	S. McCLANAHAN	W, S. McCLANAHAN	None
Date	No.	Team	R	H	E	G Sc	Starters	Decisions	Save	
09/23/21	3	Waukesha Freeman	5	6	0		43	J. URIAS	L, J. SHEFFIELD	
18:29m	3	Scranton Spanish Flies	7	8	0		43	F. PERALTA	W, R. RODRIGUEZ	None
Date	No.	Team	R	H	E	G Sc	Starters	Decisions	Save	
09/22/21	2	Scranton Spanish Flies	0	6	2		35	A. HOUSER	L, A. HOUSER	
19:29m	2	Waukesha Freeman	4	8	1		69	C. BASSITT	W, C. BASSITT	None
Date	No.	Team	R	H	E	G Sc	Starters	Decisions	Save	
09/21/21	1	Scranton Spanish Flies	4	6	1		55	F. VALDEZ	W, R. RODRIGUEZ	R. BLEIER
28:20m	1	Waukesha Freeman	2	6	0		68	C. BURNES	L, J. RUIZ	

U-TCBA22 - Scranton Spanish Flies - Summary

Batting	AVG	OBP	SLG	G	AB	H	2B	3B	HR	R	R/G	SO	BB	LOB	SB	CS	SBP
Scranton Spanish Flies	.236	.302	.421	6	195	46	9	0	9	28	4.7	42	18	29	6	3	66.7
Pitching	ERA	G	CG	SHO	QS	SV	IP	H	R	ER	HR	SO	BB	HB	WP	BK	OBA
Scranton Spanish Flies	2.67	6	0	0	2	2	54.0	44	18	16	5	52	12	3	2	0	.219
Fielding	FLD	G	PO	A	E	DP	TP	PB	OSB	OCS	OSBP	OSBA	DER	UER	UERP		
Scranton Spanish Flies	.986	6	162	52	3	3	0	0	3	1	75.0	.500	.718	2	11.1		

U-TCBA22 - Waukesha Freeman - Summary

Batting	AVG	OBP	SLG	G	AB	H	2B	3B	HR	R	R/G	SO	BB	LOB	SB	CS	SBP
Waukesha Freeman	.219	.272	.323	6	201	44	6	0	5	18	3.0	52	12	38	3	1	75.0
Pitching	ERA	G	CG	SHO	QS	SV	IP	H	R	ER	HR	SO	BB	HB	WP	BK	OBA
Waukesha Freeman	4.75	6	0	0	4	0	53.0	46	28	28	9	42	18	1	0	1	.236
Fielding	FLD	G	PO	A	E	DP	TP	PB	OSB	OCS	OSBP	OSBA	DER	UER	UERP		
Waukesha Freeman	.982	6	159	64	4	4	0	0	6	3	66.7	1.019	.729	0	0	.0	



Bethesda

MD

Bambinos



First Round

Guys,

I had the pleasure of driving to Walt's house to play a little face to face playoff baseball yesterday. I arrived just in time to see Walt trying to corral his 7 months old puppy as she ran all over the yard. This new person in driveway seem to excite her to no end. Once in the house, we got onto the couch to play the series. She was all over me, but did calm down and settled in next to Walt as our lone spectator for the series.

Walt was wearing his Red Sox jersey and promised to take me out to lunch since I made the ride up.

Game ONE – Bethesda gets single runs in the 1st and 2nd innings, and then they just watch as Kevin Gausman cruise. He goes 6 2/3 scoreless and turns it over to the bullpen, which completes the opening shutout. Bethesda leads 1-0

Game TWO – Once again, Bethesda score a run in the top of the first. This time on a JT Realmuto double. While we were hoping that Gunpowder wouldn't score all series, that pipe dream ended when CJ Cron drove home DJ LeMahieu in the 3rd. And then in the 4th Kyle Schwarber hit the 1st HR of the series to put the Ironmen in the lead for the 1st time in the series. This time it is the Gunpowder bullpen that does the shutting down and the final tally if GU 2-BT 1. Series tied at one apiece.

Game THREE – It's a massacre. Schwarber goes deep again. Bogarts goes 4-4 with a walk and 2 doubles Alek Manoah gives up 6 earned in less that 4 innings. Final score of 8-0. Gunpowder leads series 2 games to 1

Correspondent: Frank Tedeschi

Game FOUR – Bethesda hasn't scored in 17 innings coming into this one. In they don't find a way to hit the Ironmen staff soon, the season will end quickly. Gunpowder leads 1-0 after 2. ANOTHER Schwarber HR. Bethesda finally scratches a run across in the 3rd to tie it. CJ Cron immediately homers in the top of the 4th to get the lead back. In the bottom of the 4th.... "Here comes the rain"..... both managers are confused. There was no umpire call to bring the players back out.... But everything seems ready and good to go. We venture on. In the bottom of the 5th, Ryan McMahon gets a clutch double to tie the game up. We pull Bieber a little earlier as a result and Ian Happ rewards the move with a 2 run HR and gives Bethesda a 4-3 lead going to the 7th. And again, the bullpen does the job in those final three innings. BT 4 – GU 2. Series TIED AT TWO

TIME FOR LUNCH. A short drive to a local eatery, A delicious Chicken Parm sub and good conversation and we are back on the couch. The puppy is out of the crate and right next to Walt again.

Game FIVE - It's a reverse massacre. Four separate Bambinos hit HRs providing an 8-0 lead going to the 7th. Kevin Gausman IS THE MAN. Another six scoreless innings tossed. He has only face 21 batters. Should be good for another inning or so. Kevin Gausman is now INJURED! OH nooooooooooooo. And for 10 games. If we win this series, he is out for the entire next series. Not our ace. Oh yes, your ace, dip weed. Why didn't you pull him? Why? Final score BT 8- GU 0. Bethesda leads three games to two, back to Gunpowder.

Then Walt comes to a stark realization. When we out for lunch, he took off his Red Sox jersey and FORGOT to put it back on. OH MY GOD!

With the jersey now resting comfortably on his shoulders we go on to....

Correspondent: Frank Tedeschi

Game SIX – Carlos Correa hits a 2-run HR in the top of the first and adds an RBI in the 3rd to give Bethesda 3-0 lead. Going back to game three GU now has 15 innings without scoring bet ends that 3rd and then adds another in the bottom of the 5th (ANOTHER Schwarber HR, his 4th). It is up to the Bambino bullpen again. The story of the series was the Bambino bullpen.... And they shut the door one final time and win the game 3-2 and takes the series FOUR GAMES TO TWO.

The final stats show:

- Bethesda had the ERA advantage 2.04 to 3.29. Outscoring GU by 19-13. Only 11 HR's were hit in the six games with Bethesda holding a slight 6-5 advantage
- Gunpowder was held to .183 batting average and a .578 OPS. Bethesda hit .256 with only a .730 OPS themselves
- The Bethesda bullpen logged 20 innings over the six games and DID NOT ALLOW an earned run. Gunpowder hit only .145 in those 20 innings

A big thanks to Walt for hosting, and the free lunch. We did the big thing by “surviving and advancing”. We have one monstrous wall to climb in facing Beacon without our best starter in the next round. It will take a lot of breaks and timely dice rolls to accomplish that. But you're saying we have a chance.....

Correspondent: Frank Tedeschi



S E M I F I N A L I S T



U-TCBA22 - Bethesda Bambinos - Game Summaries

6 Games Played

Date	No.	Team	R	H	E	G Sc	Starters	Decisions	Save
09/26/21	6	Bethesda Bambinos	3	7	0	60	W. MILEY	W, W. MILEY	C. McHUGH
11:52m	6	Gunpowder Ironmen	2	5	0	48	M. PINEDA	L, M. PINEDA	
Date	No.	Team	R	H	E	G Sc	Starters	Decisions	Save
09/25/21	5	Gunpowder Ironmen	0	1	0	28	L. WEAVER	L, L. WEAVER	
16:26m	5	Bethesda Bambinos	8	14	1	76	K. GAUSMAN	W, K. GAUSMAN	None
Date	No.	Team	R	H	E	G Sc	Starters	Decisions	Save
09/24/21	4	Gunpowder Ironmen	2	5	0	48	N. PIVETTA	L, A. BENDER	
12:40m	4	Bethesda Bambinos	4	11	1	62	S. BIEBER	W, S. BIEBER	C. McHUGH
Date	No.	Team	R	H	E	G Sc	Starters	Decisions	Save
09/23/21	3	Gunpowder Ironmen	7	15	1	83	G. MARQUEZ	W, G. MARQUEZ	None
12:32m	3	Bethesda Bambinos	0	7	1	22	A. MANOAH	L, A. MANOAH	
Date	No.	Team	R	H	E	G Sc	Starters	Decisions	Save
09/22/21	2	Bethesda Bambinos	1	6	0	46	W. MILEY	L, W. MILEY	
12:18m	2	Gunpowder Ironmen	2	5	3	54	E. RODRIGUEZ	W, G. WHITLOCK	A. CIMBER
Date	No.	Team	R	H	E	G Sc	Starters	Decisions	Save
09/21/21	1	Bethesda Bambinos	3	7	0	70	K. GAUSMAN	W, K. GAUSMAN	C. McHUGH
16:23m	1	Gunpowder Ironmen	0	4	0	49	M. PINEDA	L, M. PINEDA	

U-TCBA22 - Bethesda Bambinos - Summary

Batting	AVG	OBP	SLG	G	AB	H	2B	3B	HR	R	R/G	SO	BB	LOB	SB	CS	SBP
Bethesda Bambinos	.256	.306	.424	6	203	52	16	0	6	19	3.2	63	15	44	1	2	33.3
Pitching	ERA	G	CG	SHO	QS	SV	IP	H	R	ER	HR	SO	BB	HB	WP	BK	OBA
Bethesda Bambinos	2.04	6	0	0	3	3	53.0	35	13	12	5	51	15	0	0	0	.183
Fielding	FLD	G	PO	A	E	DP	TP	PB	OSB	OCS	OSBP	OSBA	DER	UER	UERP		
Bethesda Bambinos	.986	6	159	54	3	3	0	1	0	0	-	.000	.763	1	7.7		

U-TCBA22 - Gunpowder Ironmen - Summary

Batting	AVG	OBP	SLG	G	AB	H	2B	3B	HR	R	R/G	SO	BB	LOB	SB	CS	SBP
Gunpowder Ironmen	.183	.243	.335	6	191	35	12	1	5	13	2.2	51	15	35	0	0	-
Pitching	ERA	G	CG	SHO	QS	SV	IP	H	R	ER	HR	SO	BB	HB	WP	BK	OBA
Gunpowder Ironmen	3.29	6	1	1	2	1	52.0	52	19	19	6	63	15	0	0	0	.256
Fielding	FLD	G	PO	A	E	DP	TP	PB	OSB	OCS	OSBP	OSBA	DER	UER	UERP		
Gunpowder Ironmen	.980	6	156	44	4	4	0	0	1	2	33.3	.173	.638	0	0	.0	

TCBA

SEMI

FINAL

MILLION DOLLAR QUARTET

THE BROADWAY MUSICAL INSPIRED BY THE ELECTRIFYING TRUE STORY



Bethesda

MD

Bambinos



Beacon

Braves




Rochester



Four 100-game winners would compete for the 2022 TCBA Championship in Harrisburg, Pennsylvania.

Division winners Hyde Park (#1 seed, 117-45) and Rochester (#2 seed, 109-53) would host wild card winners Bethesda (#5 seed, 105-57) and Scranton (#6 seed, 102-60)

The “million dollar” quartet had a combined 433-215 record in the regular season (.668) and 16-10 in the playoffs (.615)

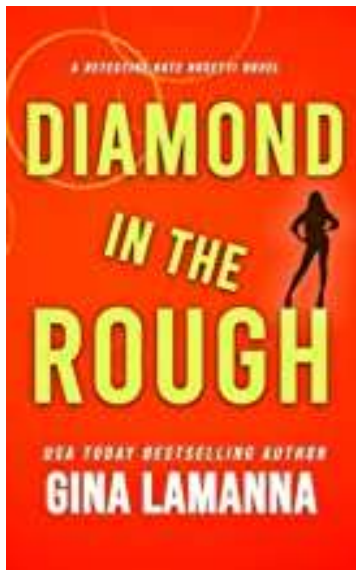


Subject: Tcba Round 2 Semi Final Playoffs; Rochester vs Scranton

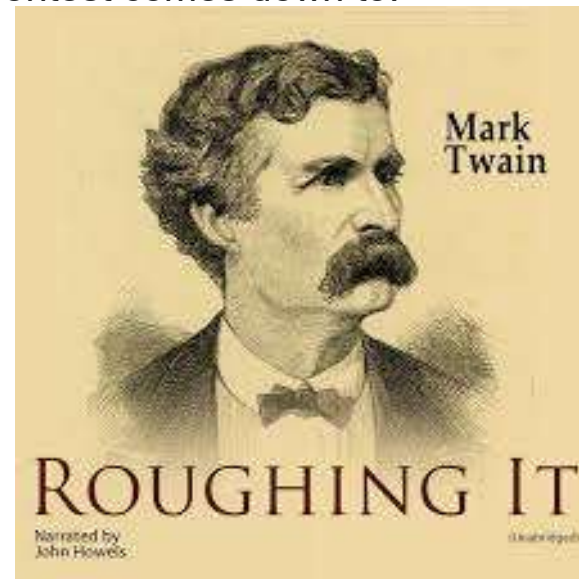
Scranton and Rochester decided to get an 'early start' on Round 2 and hooked up via Zoom to battle it out in the early evening hours. We had a few fans in the front row box seats and we were thankful for their attendance.

JR's wife and two of his children made an appearance on camera,..... whereas my wife closed the bedroom door behind her and quipped, "See you tomorrow!" as she went downstairs to spend the evening watching TV by herself. Stu the Hamster was sleeping, and was willing to give up his Luxury Box for a few more hours of Zzzzzzzzzzzzz's.

Some playoff series can be summed up with book titles. Tonite's contest comes down to:



or



It just depends on if you are Rochester or Scranton as to which one has the most meaning.

A lot of things in the games didn't always go as planned, or as they should. But as JR would quote several times during the night; "That's Baseball"!

GAME 1....

Background: Due to the Playoff Round 1 'Battle Royale' and miraculous comeback that Roch had against LI in the 7 game Opening Round , it left the Cheetah rotation a bit out of whack. They had no choice but to start Mike Minor (Gr 5 z lefty) in Game 1. Scranton has been salivating ever since hearing the news a couple weeks ago. We even had to send for a replacement drool bucket in the meantime.....as our original one was overflowing.



Not only was his Grade 5 appealing to us on a short term basis, but if you review Statmaster on the Today season we just completed, look at where Mr. Minor stands in various 'Bad Categories of Pitching'....and this after 171 innings of use:

The 10 players with the highest Hits Per 9 Innings, Starting				
Name	Tm	Lg	H/9-s	IP-s
MINOR, M.	RO	TY	10.8	171.2
PETERSON, D.	HO	TY	10.7	201.2
MANAEA, S.	HH	TY	9.7	187.2

- so he gives up the MOST hits per 9 innings in the league.
- he comes in THIRD for the MOST Home Runs given up per 9 innings.
- and he comes in SECOND for the MOST number of Baserunners given up per 9 innings.

Now THAT'S some pretty stanky pitching. You can understand why we've been excited about facing him, pretty much in our head thinking that its like handing us a 1 game lead in the series before we even start.

Top 1.....Scranton does something major against Minor. Platoon OF/1bman Darrin Ruf getting the start against a lefty, HOMERS as the 2nd batter of the game. Oh, its ON!

Bot 1....Roch turns on their high powered scoring machine, and answer with 3 runs of their own; Altuve with a nice 2 out, 2 run single doing most of the damage.

No problem; Minor is still on the mound, and we should be able to make up those runs against that stiff in no time.

JR asks for a Time Out.....gets on the house phone, puts in a call to the Devil. Makes a quick deal, faxes in the signed paperwork, and we resume play.

Mike Minor doesn't allow another run the rest of the game!

And he goes 9 full innings!!!

He give up 5 more piddly singles, and the Cheetahs win this one: 4-1

WTF????

How rare is a complete game victory these days in the Tcba Playoffs?

And when was the last time you saw a Gr 5 pitcher do that?

Heck, when was the last time you even saw a Gr 5 pitcher on a Playoff Roster and making a start????

So JR reaps immediate benefits on his Faustian Bargain, but one has to figure its gotta come back and bite him in the ass somewhere down the line.....doesn't it?

Team	1	2	3	4	5	6	7	8	9	R	H	E	LOB	DP
Scranton Spanish Flies	1	0	0	0	0	0	0	0	0	1	6	0	9	1
Rochester Cheetahs	3	0	1	0	0	0	0	0	0	4	6	0	7	1

Scranton Spanish Flies (Game 1)																								
NAME	FT	AB	R	HR	BI	2B	3B	HR	TB	SO	BB	IBB	HBP	SH	SF	SB	CS	GDP	AVG	PO	A	E	DP	PB
M. STRAW, lf		4	0	0	0	0	0	0	0	1	1	0	0	0	0	0	0	0	.000	4	0	0	0	
D. RUF, 1b		4	1	2	1	0	0	1	5	0	0	0	0	0	0	0	0	0	.500	5	0	0	1	
J. POLANCO, 2b		3	0	0	0	0	0	0	0	0	1	0	0	0	0	0	0	0	.000	1	1	0	1	
T. MAHLE, p		0	0	0	0	0	0	0	0	0	0	0	0	0	0	0	0	0	-					
C. SULSER, p		0	0	0	0	0	0	0	0	0	0	0	0	0	0	0	0	0	-					
L. ROBERT, cf		4	0	1	0	0	0	0	1	1	0	0	0	0	0	1	0	0	.250	2	0	0	0	
M. MACHADO, 3b		3	0	1	0	0	0	0	1	0	1	0	0	0	0	1	0	0	.333	0	0	0	0	
B. RODGERS, ss		4	0	0	0	0	0	0	0	1	0	0	0	0	0	0	0	0	.000	2	3	0	1	
W. MYERS, rf		3	0	2	0	0	0	0	2	1	1	0	0	0	0	1	0	0	.667	1	0	0	0	
D. VARSHO, c		4	0	0	0	0	0	0	0	2	0	0	0	0	0	0	0	0	.000	9	0	0	0	0
F. PERALTA, p		2	0	0	0	0	0	0	0	1	0	0	0	0	0	0	0	0	.000					
S. McCLANAHAN, p		0	0	0	0	0	0	0	0	0	0	0	0	0	0	0	0	0	-					
J. ROJAS, ph-2b		1	0	0	0	0	0	0	0	1	1	0	0	0	0	0	0	0	.000	0	1	0	0	
Totals		32	1	6	1	0	0	1	9	8	5	0	0	0	0	3	0	0						

NAME	FT	G	SC	IP	H	R	ER	2B	3B	HR	BF	SO	BB	IBB	HB	SH	SF	WP	BK	IR	ERA
F. PERALTA, L, 0- 1		41	5.1	5	4	4	1	0	0	0	26	6	6	1	0	0	0	0	0	0	6.75
S. McCLANAHAN		.2	1	0	0	0	0	0	0	0	3	1	0	0	0	0	0	0	0	0	.00
T. MAHLE		1.1	0	0	0	0	0	0	0	0	4	1	0	0	0	0	0	0	0	0	.00
C. SULSER		.2	0	0	0	0	0	0	0	0	2	0	0	0	0	0	0	0	0	0	.00
Totals		8.0	6	4	4	1	0	0	0	0	35	8	6	1	0	0	0	0	0	0	

Rochester Cheetahs (Game 1)																								
NAME	FT	AB	R	HR	BI	2B	3B	HR	TB	SO	BB	IBB	HBP	SH	SF	SB	CS	GDP	AVG	PO	A	E	DP	PB
B. HARPER, rf		2	1	0	0	0	0	0	0	2	2	0	0	0	0	0	0	0	.000	2	0	0	0	
F. SCHWINDEL, 1b		4	1	1	0	1	0	0	2	1	0	0	0	0	0	0	0	0	.250	5	0	0	1	
S. OHTANI, lf		3	1	0	0	0	0	0	0	0	1	0	0	0	0	0	0	1	.000	4	0	0	0	
M. GARVER, c		4	0	1	0	0	0	0	1	3	0	0	0	0	0	0	0	0	.250	8	0	0	0	0
B. CRAWFORD, ss		4	1	1	1	0	0	0	1	1	0	0	0	0	0	1	0	0	.250	2	3	0	1	
A. POLLOCK, cf		3	0	0	0	0	0	0	0	0	1	0	0	0	0	1	0	0	.000	3	0	0	0	
J. ALTUVE, 2b		4	0	2	3	0	0	0	2	0	0	0	0	0	0	0	0	0	.500	2	3	0	0	
J. TURNER, 3b		2	0	0	0	0	0	0	0	0	2	1	0	0	0	0	0	0	.000	1	0	0	0	
M. MINOR, p		3	0	1	0	0	0	0	1	1	0	0	0	0	0	0	0	0	.333					
Totals		29	4	6	4	1	0	0	7	8	6	1	0	0	0	2	0	1						

NAME	FT	G	SC	IP	H	R	ER	2B	3B	HR	BF	SO	BB	IBB	HB	SH	SF	WP	BK	IR	ERA
M. MINOR, W, 1- 0		74	9.0	6	1	1	0	0	1	1	37	8	5	0	0	0	0	0	0	0	1.00
Totals		9.0	6	1	1	0	0	1	1	1	37	8	5	0	0	0	0	0	0	0	



GAME 2:

Rochester not only gets to rest his entire bullpen in the first game, but now he gets to come back with Ohtani to take the mound for this game. And when Ohtani pitches, it means he not only has 9 hitters in the lineup, it means he has 9 GOOD hitters in the lineup. His new #9 guy is now Justin Turner, and he ain't chopped liver.

Both teams score a single run, early, and the starting pitchers and bullpens give up nothing else right on thru 8 innings.

Top 9....Back to back doubles by the Spans give us the lead, 2-1, and it'll be up to Rich Rodriguez in the bullpen to hold the lead and get the Save.

Bot 9....Roch gets a Pollock single to lead things off....and get waste no time in going to Blake Trienen, our bullpen Ace. Probably should have started off with him, but the dolt in the dugout was taking a nap.

Pollock steals second! Then the next pitch, Varsho lets get past him for a Passed Ball, and Pollock ends up on third. With nobody out. It looks like the Win is slipping thru our fingers.

Pollock scores on a sac fly, and we got a TIE ballgame again.

And we're going to extra's.

Roch came into this series with EIGHT relievers.....so the golden rule of thumb is:

"You don't want to get into an extra inning 'pitching' contest with the Cheetahs, cuz they could throw more relief your way than an 18 Wheel Semi Truck packed with Tums."

And before the game is all over, Roch will use SEVEN of them....along with 3 other Starting pitchers on the staff.

The game goes 14 nerve wracking, anxiety ridden, pressured innings.

As for Justin Turner batting ninth in the order.....here's a tidbit from the 11th with a runner on 3b and two outs:

* J. TURNER facing B. TREINEN, B 11th, 2 Outs, Runner on 3rd, Tied 2-2 POLLOCK alert at third ... TREINEN deals ... TURNER puts a charge into this one ... it might fly STRAW races back ... to the wall ... he times his leap and comes down with a glove full of dead homer! ... terrific play! ... for the third out

If you don't think my heart was in my throat as those lines scrolled down the screen! We thought it was all over....and then Gold Glover Myles Straw pulled that one back in the park! Spanfly gloves beat Cheetah bats in that confrontation.

Top 12.....Scranton LOADS the bases with NOBODY out against Roch.

Kittredge comes in from the Cheetah pen, and gets 2 outs!

And then Matt Chapman comes to the plate. He was involved in a double switch back in the 9th inning, and we are regretting that quite a bit right now, as Manny Machado was the one who had to leave the game in his place. It would have been nice to have had an All Star at the plate, but heck, Chappie is a pro:

* M. CHAPMAN facing A. KITTREDGE, T 12th, 2 Outs, Bases Loaded, Tied 2-2

The pitch ... powered into right field ... base hit ... CHAVEZ scores ...Spanish Flies have the lead! ...

ROBERT's around third ... they're waving him home ... two runs score ... wait a minute ... what's this? ...

KITTREDGE steps off the rubber ... throws to TURNER ... there's an appeal at third ... and he's out! ...

ROBERT missed third base ...that's the third out ... neither run counts

Oh, this one tore my heart out. I believe much swearing entailed. JR's deal with the Devil certainly must have had something to do with this. He got his moneysworth no matter what he included in that arrangement. :-0

Top 14:

Zack Littell on in relief for Roch; Scranton AGAIN loads the bases with nobody out.

This time though,Daulton Varsho gaps a double to the wall, and Scranton takes the lead in the 14th by a score of 5-2.

Bot 14:

Justin Turner with a solo homer to bring it to 5-3, and Roch has the tying run at the plate.....but Scranton does WIN this game! Series evened up at 1 game apiece.

Both squads burn up a lot of relief pitching, but that's a commodity that Rochester has in abundance. Scranton....not so much.



Team	1	2	3	4	5	6	7	8	9	10	11	12
Scranton Spanish Flies	0	0	1	0	0	0	0	0	1	0	0	0
Rochester Cheetahs	0	1	0	0	0	0	0	0	1	0	0	0

Team	13	14	R	H	E	LOB	DP
Scranton Spanish Flies	0	3	5	9	0	8	0
Rochester Cheetahs	0	1	3	10	1	13	0

Scranton Spanish Flies (Game 2)

NAME	FT	AB	R	HR	BI	2B	3B	HR	TB	SO	BB	IBB	HBP	SH	SF	SB	CS	GDP	AVG	PO	A	E	DP	PB
N. LOPEZ, ss		6	0	0	1	0	0	0	0	3	0	0	0	0	1	0	0	0	.000	1	4	0	0	
G. LUX, rf		3	0	2	1	0	0	0	2	0	0	0	0	0	0	0	0	0	.667	3	0	0	0	
W. MYERS, ph-rf		3	0	0	0	0	0	0	0	1	1	0	0	0	0	0	0	0	.333	0	0	0	0	
J. POLANCO, 2b		6	1	1	0	1	0	0	2	0	0	0	0	0	0	0	0	0	.111	0	2	0	0	
M. MACHADO, 3b		4	0	1	1	1	0	0	2	1	0	0	0	0	0	0	0	0	.286	0	2	0	0	
B. TREINEN, p		0	0	0	0	0	0	0	0	0	0	0	0	0	0	0	0	0	-					
O. NARVAEZ, ph		1	0	1	0	1	0	0	2	0	0	0	0	0	0	0	0	0	1.000	0	0	0	0	
J. CHAVEZ, pr-p		1	0	0	0	0	0	0	0	1	0	0	0	0	0	0	0	0	.000					
R. BLEIER, p		0	0	0	0	0	0	0	0	0	0	0	0	0	0	0	0	0	-					
L. ROBERT, cf		6	1	2	0	0	0	0	2	0	0	0	0	0	0	2	0	0	.300	9	0	0	0	
D. RUF, lf		2	0	0	0	0	0	0	0	0	1	0	0	0	0	0	0	0	.333	5	0	0	0	
P. SMITH, ph		0	0	0	0	0	0	0	0	0	0	0	0	0	0	0	0	0	-	0	0	0	0	
B. RODGERS, ph		1	0	0	0	0	0	0	0	1	0	0	0	0	0	0	0	0	.000	0	0	0	0	
M. STRAW, lf		0	1	0	0	0	0	0	0	0	1	0	1	0	0	0	0	0	.000	2	0	0	0	
B. BELT, 1b		5	1	0	0	0	0	0	0	3	1	0	0	0	0	0	0	0	.000	9	0	0	0	
D. VARSHO, c		6	0	1	2	1	0	0	2	1	0	0	0	0	0	0	0	0	.100	12	0	0	0	1
S. McCLANAHAN, p		2	1	1	0	0	0	0	1	0	0	0	0	0	0	0	0	0	.500					
E. SWANSON, p		0	0	0	0	0	0	0	0	0	0	0	0	0	0	0	0	0	-					
J. ROJAS, ph		1	0	0	0	0	0	0	0	0	0	0	0	0	0	0	0	0	.000	0	0	0	0	
R. RODRIGUEZ, p		0	0	0	0	0	0	0	0	0	0	0	0	0	0	0	0	0	-					
M. CHAPMAN, 3b		3	0	0	0	0	0	0	0	2	0	0	0	0	0	0	0	0	.000	1	0	0	0	
Totals		50	5	9	5	4	0	0	13	13	4	0	1	0	1	2	0	0						

Rochester Cheetahs (Game 2)

NAME	FT	AB	R	HR	BI	2B	3B	HR	TB	SO	BB	IBB	HBP	SH	SF	SB	CS	GDP	AVG	PO	A	E	DP	PB
B. HARPER, rf		7	0	1	0	1	0	0	2	1	0	0	0	0	0	0	0	0	.111	2	0	0	0	
F. SCHWINDEL, 1b		5	0	1	0	1	0	0	2	2	0	0	0	0	0	0	0	0	.222	14	0	0	0	
Y. HERNANDEZ, pr		0	0	0	0	0	0	0	0	0	0	0	0	0	0	0	0	0	-	0	0	0	0	
T. DUFFEY, p		0	0	0	0	0	0	0	0	0	0	0	0	0	0	0	0	0	-					
A. KITTREDGE, p		0	0	0	0	0	0	0	0	0	0	0	0	0	0	0	0	0	-					
R. URIAS, ph		1	0	0	0	0	0	0	0	0	0	0	0	0	0	0	0	0	.000	0	0	0	0	
Z. LITTELL, p		0	0	0	0	0	0	0	0	0	0	0	0	0	0	0	0	0	-					
K. PLAWECKI, 1b		1	0	1	0	0	0	0	1	0	0	0	0	0	0	0	0	0	1.000	0	0	0	0	
S. OHTANI, p-lf		5	0	1	0	1	0	0	2	1	2	1	0	0	0	1	0	0	.125					
M. GARVER, c		7	0	0	0	0	0	0	0	5	0	0	0	0	0	0	0	0	.091	13	0	1	0	0
B. CRAWFORD, ss		5	0	0	0	0	0	0	0	1	1	0	0	0	0	1	0	0	.111	0	4	0	0	
A. POLLOCK, cf		3	2	2	0	1	0	0	3	1	3	1	0	0	0	2	0	0	.333	6	0	0	0	
J. ALTUVE, 2b		6	0	2	0	0	0	0	2	0	0	0	0	0	0	0	0	0	.400	1	5	0	0	
B. NIMMO, lf		3	0	1	1	0	0	0	1	0	0	0	0	0	0	0	0	0	.333	2	0	0	0	
J. ALVAREZ, p		0	0	0	0	0	0	0	0	0	0	0	0	0	0	0	0	0	-					
P. JOHNSON, p		0	0	0	0	0	0	0	0	0	0	0	0	0	0	0	0	0	-					
C. BARAGAR, p		0	0	0	0	0	0	0	0	0	0	0	0	0	0	0	0	0	-					
D. SOLANO, ph		0	0	0	1	0	0	0	0	0	0	0	0	0	1	0	0	0	-	0	0	0	0	
W. PERALTA, p		0	0	0	0	0	0	0	0	0	0	0	0	0	0	0	0	0	-					
B. BOXBERGER, p	I	0	0	0	0	0	0	0	0	0	0	0	0	0	0	0	0	0	-					
R. TELLEZ, 1b		2	0	0	0	0	0	0	0	0	0	0	0	0	0	0	0	0	.000	2	0	0	0	
B. ANDERSON, p		0	0	0	0	0	0	0	0	0	0	0	0	0	0	0	0	0	-					
J. TURNER, 3b		6	1	1	1	0	0	1	4	0	0	0	0	0	0	0	0	0	.125	1	5	0	0	
Totals		51	3	10	3	4	0	1	17	11	6	2	0	0	1	4	0	0						

Pitching Summary – Game Two

Scranton Spanish Flies at Rochester Cheetahs																						
NAME	FT	G	SC	IP	H	R	ER	2B	3B	HR	BF	SO	BB	IBB	HB	SH	SF	WP	BK	IR	ERA	
S. McCLANAHAN			56	5.1	5	1	1	2	0	0	24	5	3	0	0	0	0	0	0	0	0	1.50
E. SWANSON				1.2	0	0	0	0	0	0	5	0	0	0	0	0	0	0	0	0	1	.00
R. RODRIGUEZ				1.0	1	1	1	0	0	0	4	1	0	0	0	0	0	0	0	0	0	9.00
B. TREINEN, SOP BS, 1				3.0	2	0	0	2	0	0	12	1	1	1	0	0	1	0	0	1	1	.00
J. CHAVEZ, W, 1- 0				2.0	1	1	1	0	0	1	9	3	2	1	0	0	0	0	0	0	0	4.50
R. BLEIER, SOP S, 1				1.0	1	0	0	0	0	0	4	1	0	0	0	0	0	0	0	0	0	.00
Totals				14.0	10	3	3	4	0	1	58	11	6	2	0	0	1	0	0	2		42

Scranton Spanish Flies at Rochester Cheetahs																						
NAME	FT	G	SC	IP	H	R	ER	2B	3B	HR	BF	SO	BB	IBB	HB	SH	SF	WP	BK	IR	ERA	
S. OHTANI			67	6.2	3	1	1	0	0	0	24	4	1	0	0	0	0	0	0	0	0	1.35
J. ALVAREZ				1.2	2	1	1	2	0	0	7	2	0	0	0	0	0	0	0	0	0	5.40
P. JOHNSON				.1	0	0	0	0	0	0	1	0	0	0	0	0	0	0	0	1	1	.00
C. BARAGAR				.1	0	0	0	0	0	0	1	1	0	0	0	0	0	0	0	1	1	.00
W. PERALTA				.2	0	0	0	0	0	0	2	0	0	0	0	0	0	0	0	0	0	.00
B. BOXBERGER	I			.1	0	0	0	0	0	0	1	1	0	0	0	0	0	0	0	0	0	.00
T. DUFFEY				1.0	1	0	0	1	0	0	4	0	0	0	0	0	0	0	0	0	0	.00
A. KITTREDGE				1.0	1	0	0	0	0	0	5	1	1	0	0	0	0	0	0	1	1	.00
Z. LITTELL, L, 0- 1				1.0	1	3	2	0	0	0	7	2	2	0	1	0	0	0	0	0	0	18.00
B. ANDERSON				1.0	1	0	0	1	0	0	4	2	0	0	0	0	1	0	0	3	3	.00
Totals				14.0	9	5	4	4	0	0	56	13	4	0	1	0	1	0	0	6		42

GAME 3:

Rochester wins this one 7-3, with an occurrence that will have bearing on the next game, too. Jose Altuve hits THREE HOMERS for Rochester! Three Playoff Dingers! Imagine that. Couldn't have happened at a better time. Chatter from the fans in the stands say they heard some banging of garbage cans each time Altuve stepped to the plate. Regardless; 5 Ribbies and 3 Homers meant he almost singlehandedly brought this win to the Cheetahs.



Rochester Cheetahs at Scranton Spanish Flies

Team	1	2	3	4	5	6	7	8	9	R	H	E	LOB	DP
Rochester Cheetahs	0	0	0	0	2	0	2	0	3	7	8	0	2	0
Scranton Spanish Flies	0	0	0	0	3	0	0	0	0	3	8	0	8	0

Rochester Cheetahs (Game 3)

NAME	FT	AB	R	HR	BI	2B	3B	HR	TB	SO	BB	IBB	HBP	SH	SF	SB	CS	GDP	AVG	PO	A	E	DP	PB
B. HARPER, rf		4	0	0	0	0	0	0	0	1	0	0	0	0	0	0	0	0	.077	5	0	0	0	0
F. SCHWINDEL, 1b		4	0	0	0	0	0	0	0	0	0	0	0	0	0	0	0	0	.154	4	0	0	0	0
S. OHTANI, lf		3	0	0	0	0	0	0	0	1	0	0	0	0	0	0	0	0	.091	2	0	0	0	0
K. PLAWECKI, c		1	0	0	0	0	0	0	0	0	0	0	0	0	0	0	0	0	.500	3	0	0	0	0
M. GARVER, c		3	0	1	0	1	0	0	2	1	0	0	0	0	0	0	0	0	.143	7	0	0	0	0
B. NIMMO, pr-lf		0	2	0	0	0	0	0	0	0	1	0	0	0	0	0	0	0	.333	2	0	0	0	0
B. CRAWFORD, ss		4	2	2	2	1	0	1	6	0	0	0	0	0	0	0	0	0	.231	0	1	0	0	0
A. POLLOCK, cf		4	0	0	0	0	0	0	0	1	0	0	0	0	0	0	0	0	.200	3	0	0	0	0
J. ALTUVE, 2b		4	3	3	5	0	0	3	12	0	0	0	0	0	0	0	0	0	.500	1	1	0	0	0
J. TURNER, 3b		4	0	2	0	1	0	0	3	0	0	0	0	0	0	0	0	0	.250	0	2	0	0	0
C. MORTON, p		2	0	0	0	0	0	0	0	2	0	0	0	0	0	0	0	0	.000					
C. BARAGAR, p		0	0	0	0	0	0	0	0	0	0	0	0	0	0	0	0	0	-					
Y. HERNANDEZ, ph		1	0	0	0	0	0	0	0	0	0	0	0	0	0	0	0	0	.000	0	0	0	0	0
P. JOHNSON, p		0	0	0	0	0	0	0	0	0	0	0	0	0	0	0	0	0	-					
W. PERALTA, p		0	0	0	0	0	0	0	0	0	0	0	0	0	0	0	0	0	-					
R. TELLEZ, ph		1	0	0	0	0	0	0	0	0	0	0	0	0	0	0	0	0	.000	0	0	0	0	0
B. BOXBERGER, p		0	0	0	0	0	0	0	0	0	0	0	0	0	0	0	0	0	-					
Totals		35	7	8	7	3	0	4	23	6	1	0	0	0	0	0	0	0						

NAME	FT	G	SC	IP	H	R	ER	2B	3B	HR	BF	SO	BB	IBB	HB	SH	SF	WP	BK	IR	ERA
C. MORTON		38	4.2	7	3	3	1	0	2	24	4	3	1	0	0	0	0	0	0	0	5.79
C. BARAGAR, W, 1-0			1.1	0	0	0	0	0	0	4	2	0	0	0	0	0	0	0	0	1	.00
P. JOHNSON, SOP H, 1			1.2	0	0	0	0	0	0	5	1	0	0	0	0	0	0	0	0	0	.00
W. PERALTA, SOP H, 1			.1	0	0	0	0	0	0	1	0	0	0	0	0	0	0	0	0	0	.00
B. BOXBERGER			1.0	1	0	0	0	0	0	4	2	0	0	0	0	0	0	0	0	0	.00
Totals			9.0	8	3	3	1	0	2	38	9	3	1	0	0	0	0	0	0	1	27

Rochester Cheetahs at Scranton Spanish Flies

Scranton Spanish Flies (Game 3)

NAME	FT	AB	R	HR	BI	2B	3B	HR	TB	SO	BB	IBB	HBP	SH	SF	SB	CS	GDP	AVG	PO	A	E	DP	PB
N. LOPEZ, ss		4	1	3	0	0	0	0	3	0	1	0	0	0	0	3	0	0	.300	0	1	0	0	0
G. LUX, rf		5	0	0	0	0	0	0	0	1	0	0	0	0	0	0	0	0	.250	4	0	0	0	0
J. POLANCO, 2b		4	1	1	2	0	0	1	4	0	0	0	0	0	0	0	0	0	.154	0	2	0	0	0
M. MACHADO, 3b		3	1	1	1	0	0	1	4	0	1	0	0	0	0	0	0	0	.300	0	1	0	0	0
L. ROBERT, cf		4	0	1	0	0	0	0	1	0	0	0	0	0	0	1	0	0	.286	5	0	0	0	0
D. RUF, lf		4	0	1	0	1	0	0	2	2	0	0	0	0	0	0	0	0	.300	2	0	0	0	0
B. BELT, 1b		4	0	0	0	0	0	0	0	2	0	0	0	0	0	0	0	0	.000	10	0	0	0	0
D. VARSHO, c		3	0	1	0	0	0	0	1	1	1	1	0	0	0	1	0	0	.154	6	0	0	0	0
F. VALDEZ, p		3	0	0	0	0	0	0	0	2	0	0	0	0	0	0	0	0	.000					
C. SULSER, p		0	0	0	0	0	0	0	0	0	0	0	0	0	0	0	0	0	-					
T. MAHLE, p		0	0	0	0	0	0	0	0	0	0	0	0	0	0	0	0	0	-					
P. SMITH, ph		1	0	0	0	0	0	0	0	1	0	0	0	0	0	0	0	0	.000	0	0	0	0	0
Totals		35	3	8	3	1	0	2	15	9	3	1	0	0	0	5	0	0						

NAME	FT	G	SC	IP	H	R	ER	2B	3B	HR	BF	SO	BB	IBB	HB	SH	SF	WP	BK	IR	ERA
F. VALDEZ		57	6.1	4	3	3	2	0	1	23	4	0	0	0	0	0	0	0	0	0	4.26
C. SULSER, SOP BS, 1; L, 0-1			1.2	3	3	3	1	0	2	9	1	0	0	0	0	0	0	0	0	0	11.57
T. MAHLE			1.0	1	1	1	0	0	1	4	1	0	0	0	0	0	0	0	0	0	3.86
Totals			9.0	8	7	7	3	0	4	36	6	1	0	0	0	0	0	0	0	1	27



GAME 4:

Roch starts Wily Peralta, one of just TWO Peralta's on the Rochester squad (Wandy is the other) and also one of THREE Peralta's in this series, as Scranton has a Freddie.

The Cheetahs wish now they could have started their other Peralta, as Wily gives up THREE homers in the first two innings, one of them to the opposing pitcher.

Scranton ahead 4-1 after 2 innings, and we start feeling pretty cocky in this one.

Altuve homers, again, and makes it 4-2 after 4.

And Scranton appears to have 'shot their wad' early, as we can't score anymore. Goose eggs most of the way across the linescore.

But, we go into the 8th inning hugging that 4-2 lead and looking for Rich Bleier to Save our Bacon!

Top 8:

Bleier gets two quick outs for Scranton.....then Pollock doubles. Up steps Altuve, who so far this series has mashed more taters than an Irish cook at O'Brien's diner.

We let our frustration take over, and we WALK Altuve Intentionally with the open base! Our 4-2 lead is in danger and we didn't want Altuve to be the guy to beat us. He's hit 4 homers against us in the last two games. I want no part of his bat.

And then it happens: My catcher, Daulton Varsho fritzes out. TWO passed balls allow both runners to score, and we got a TIE ballgame! Dammit. That second run was the result of the Intentional Walk to Altuve, putting the tying run on base. Wish I could have that decision back.

Bot 9.....Still tied. Varsho is at the plate, trying to make up for the hole in his glove and defense. He singles, and steals secondbase. Almost any kind of hit is going to win the game for us as Varsho is fast.

* J. ROJAS facing C. BARAGAR, B 9th, 1 Out, Runner on 2nd, Tied 4-4

Speedy VARSHO edging toward third ... the pitch ... smashed toward the gap in right center

POLLOCK gallops for it ... he cuts it off ... VARSHO is digging ... he screams around third

he ran right through the red light ... here's the throw ... the play at the plate

what a throw! ... out ... he's out ... oh, those, Cheetahs ... they have cut off the winning run

and the aggressive baserunning does not pay off ... what was he thinking about? ... two away!

Well, almost any kind of hit OTHER than that one! :-0

So damn close to the game being over! So close.

We go to extra's again.

Top 10.....Roch gets set down two times, then Pollock walks, and steals secondbase.

Altuve steps up again to the plate with firstbase open.

I got burned last time this situation presented himself by Int Walking Altuve.....so this time we pitch to him; and he flys out to end the inning!

Bot 10....

Myles Straw leads off with a double. Gets sacrificed over to third base.

Then Polanco flies out to Ohtani in left field, and it's a race to homeplate!

Speedy Myles Straw WINS this race, slides across the plate with the Game winning run on the Sac Fly!

With the 5-4 win, Scranton TIES UP the series at 2 games apiece, and we've beaten Rochester twice now in xtra innings!

During the REGULAR season, Scranton had a nice 11-6 record in xtra innings, while Rochester settled for a pedestrian 7-6 edge. We would have expected better with their bullpen depth.



Rochester Cheetahs at Scranton Spanish Flies																
Team	1	2	3	4	5	6	7	8	9	10	R	H	E	LOB	DP	
Rochester Cheetahs	0	1	0	1	0	0	0	2	0	0	4	5	0	9	0	
Scranton Spanish Flies	1	3	0	0	0	0	0	0	0	1	5	9	0	5	1	

Rochester Cheetahs (Game 4)																								
NAME	FT	AB	R	HR	BI	2B	3B	HR	TB	SO	BB	IBB	HBP	SH	SF	SB	CS	GDP	AVG	PO	A	E	DP	PB
B. HARPER, rf	4	0	0	0	0	0	0	0	1	1	0	0	0	0	0	0	0	0	.059	1	0	0	0	
F. SCHWINDEL, 1b	5	0	0	0	0	0	0	0	0	0	0	0	0	0	0	0	0	0	.111	7	1	0	0	
S. OHTANI, lf	5	0	1	0	0	0	0	0	1	1	0	0	0	0	0	0	0	0	.125	5	0	0	0	
M. GARVER, c	5	1	1	1	0	0	1	4	2	0	0	0	0	0	0	0	0	1	.158	13	0	0	0	0
B. CRAWFORD, ss	4	0	0	0	0	0	0	0	3	1	0	0	0	0	1	0	0	0	.176	0	2	0	0	
A. POLLOCK, cf	4	1	2	0	2	0	0	4	0	1	0	0	0	0	1	0	0	0	.286	2	1	0	0	
J. ALTUVE, 2b	2	2	1	1	0	0	1	4	0	3	2	0	0	0	0	0	0	0	.500	1	1	0	0	
J. TURNER, 3b	2	0	0	0	0	0	0	0	0	1	0	1	0	0	0	0	0	0	.214	0	1	0	0	
W. PERALTA, p	1	0	0	0	0	0	0	0	0	1	0	0	0	0	0	0	0	0	.000					
D. SOLANO, ph	1	0	0	0	0	0	0	0	1	0	0	0	0	0	0	0	0	0	.000	0	0	0	0	
J. ALVAREZ, p	0	0	0	0	0	0	0	0	0	0	0	0	0	0	0	0	0	0	-					
T. DUFFEY, p	0	0	0	0	0	0	0	0	0	0	0	0	0	0	0	0	0	0	-					
R. URIAS, ph	1	0	0	0	0	0	0	0	0	0	0	0	0	0	0	0	0	0	.000	0	0	0	0	
Z. LITTELL, p	0	0	0	0	0	0	0	0	0	0	0	0	0	0	0	0	0	0	-					
C. BARAGAR, p	0	0	0	0	0	0	0	0	0	0	0	0	0	0	0	0	0	0	-					
P. JOHNSON, p	0	0	0	0	0	0	0	0	0	0	0	0	0	0	0	0	0	0	-					
Totals	34	4	5	2	2	0	2	13	8	8	2	1	0	0	2	0	1							

NAME	FT	G	SC	IP	H	R	ER	2B	3B	HR	BF	SO	BB	IBB	HB	SH	SF	WP	BK	IR	ERA				
W. PERALTA	47	5	0	5	4	4	0	0	3	21	7	1	0	0	0	0	0	0	0	0	7.20	0	0	0	0
J. ALVAREZ	1.1	1	0	0	1	0	0	1	0	5	3	0	0	0	0	0	0	0	0	0	3.00	0	0	0	0
T. DUFFEY	2	0	0	0	0	0	0	0	0	2	1	0	0	0	0	0	0	0	0	0	.00	0	1	0	0
Z. LITTELL	2	0	0	0	0	0	0	0	0	3	0	1	0	0	0	0	0	0	0	0	10.80	0	2	0	0
C. BARAGAR	1	0	2	0	0	0	0	0	0	4	1	0	0	0	0	0	0	0	0	1	.00	0	0	0	0
P. JOHNSON, L, 0-1	1	0	1	1	1	1	0	0	0	4	0	0	0	0	1	1	0	0	1	3.00	0	0	0	0	
Totals	9.2	9	5	5	2	0	3	39	12	2	0	0	1	1	0	0	2			29	9	0	0	0	

Scranton Spanish Flies (Game 4)																								
NAME	FT	AB	R	HR	BI	2B	3B	HR	TB	SO	BB	IBB	HBP	SH	SF	SB	CS	GDP	AVG	PO	A	E	DP	PB
M. STRAW, cf	5	1	1	0	1	0	0	2	1	0	0	0	0	0	0	0	0	0	.111	6	0	0	0	
N. LOPEZ, ss	4	0	1	0	0	0	0	1	0	0	0	0	0	1	0	1	0	0	.286	1	1	0	1	
J. POLANCO, 2b	3	1	1	2	0	0	1	4	2	1	0	0	0	0	1	0	0	0	.188	1	4	0	1	
M. MACHADO, 3b	4	0	1	0	1	0	0	2	0	0	0	0	0	0	0	0	0	0	.286	0	4	0	0	
D. RUF, rf	0	1	0	0	0	0	0	0	0	1	0	0	0	0	0	0	0	0	.300	1	0	0	0	
G. LUX, ph-rf	2	0	0	0	0	0	0	0	2	0	0	0	0	0	0	0	0	0	.200	1	0	0	0	
P. SMITH, ph	0	0	0	0	0	0	0	0	0	0	0	0	0	0	0	0	0	0	.000	0	0	0	0	
L. ROBERT, ph-rf	1	0	0	0	0	0	0	0	0	0	0	0	0	0	0	0	0	0	.267	0	0	0	0	
B. BELT, 1b	4	0	0	0	0	0	0	0	3	0	0	0	0	0	0	0	0	0	.000	9	0	0	1	
D. VARSHO, c	4	1	3	2	0	0	1	6	1	0	0	0	0	0	0	2	0	0	.294	8	1	0	0	1
J. ROJAS, lf	4	0	1	0	0	0	0	1	1	0	0	0	0	0	0	0	0	0	.167	3	0	0	0	
A. HOUSER, p	2	1	1	1	0	0	1	4	1	0	0	0	0	0	0	0	0	0	.500					
R. RODRIGUEZ, p	0	0	0	0	0	0	0	0	0	0	0	0	0	0	0	0	0	0	-					
W. MYERS, ph	1	0	0	0	0	0	0	0	1	0	0	0	0	0	0	0	0	0	.286	0	0	0	0	
R. BLEIER, p	0	0	0	0	0	0	0	0	0	0	0	0	0	0	0	0	0	0	-					
B. RODGERS, ph	1	0	0	0	0	0	0	0	0	0	0	0	0	0	0	0	0	0	.000	0	0	0	0	
E. SWANSON, p	0	0	0	0	0	0	0	0	0	0	0	0	0	0	0	0	0	0	-					
Totals	35	5	9	5	2	0	3	20	12	2	0	0	1	1	3	0	0							

NAME	FT	G	SC	IP	H	R	ER	2B	3B	HR	BF	SO	BB	IBB	HB	SH	SF	WP	BK	IR	ERA			
A. HOUSER	52	5	2	4	2	2	1	0	2	25	5	5	1	0	0	0	0	0	0	3.18	0	0	0	0
R. RODRIGUEZ, SOP H, 1	1.1	0	0	0	0	0	0	0	5	1	0	0	1	0	0	0	0	0	2	3.86	0	0	0	0
R. BLEIER, SOP BS, 1	2.0	1	2	0	1	0	0	0	9	0	2	1	0	0	0	1	0	0	.00	0	0	0	0	
E. SWANSON, W, 1-0	1.0	0	0	0	0	0	0	0	4	2	1	0	0	0	0	0	0	0	.00	0	0	0	0	
Totals	10.0	5	4	2	2	0	2	43	8	8	2	1	0	0	1	0	2			30	10	0	1	1



GAME 5:

Scranton is looking to capitalize today as Rochester is tossing Brett Anderson and his measly grade 6z. Big edge to the Spanflys as they are throwing their Ace, Freddie Peralta, to complete the Peralta triumvirate filling the rosters this playoff.

But before Scranton can commence crushing Andersons pitching.....Rochester scores THREE in the top of the 1st inning!! The big blow coming on Brandan Crawford's Triple scoring 2 of them. Then he steals home for the third run as we don't pitch from the stretch and DARE Crawford to try. He dares. He tries. And another Rochester run scores. ☹️

Spans get one back in the bot of the 1st on another Darren Ruf solo shot! He eats these lefties alive.

Surely we can come back from a 3-1 deficit. This is a mere Grade 6 we're facing.

But, identical to Gm1, we can't touch the guy. And don't call me Shirley! :-0

Anderson tosses SIX innings, with his only blemish being that solo Ruf homer.

Kittredge takes over for him in the 7th, and JR takes no chances in this one, leaving his bullpen Ace in there for 3 more innings. Kittredge's only miscue is ALSO another Solo Homer by Ruf. The man is hot.

But, Rochester takes this nail biter by a 3-2 score, and Stick Fiehl is kicking himself for not HOLDING Crawford on 3b before he stole home in the 1st inning. That was the deciding and winning run today.

Rochester is now in the drivers seat with a 3 game to 2 lead in the series.


Rochester Cheetahs at Scranton Spanish Flies														
Team	1	2	3	4	5	6	7	8	9	R	H	E	LOB	DP
Rochester Cheetahs	3	0	0	0	0	0	0	0	0	3	3	0	5	0
Scranton Spanish Flies	1	0	0	0	0	0	0	0	1	2	6	1	3	0

Rochester Cheetahs (Game 5)																							
NAME	FT	AB	R	HRBI	2B	3B	HR	TB	SO	BB	IBB	HBP	SH	SF	SB	CS	GDP	AVG	PO	A	E	DP	PB
B. HARPER, rf		2	1	0	0	0	0	0	0	2	0	0	0	0	0	0	0	.053	2	0	0	0	
F. SCHWINDEL, 1b		4	0	0	0	0	0	0	4	0	0	0	0	0	0	0	0	.091	2	0	0	0	
A. KITTREDGE, p		0	0	0	0	0	0	0	0	0	0	0	0	0	0	0	0	-					
S. OHTANI, lf		3	1	1	0	1	0	2	1	1	0	0	0	0	1	1	0	.158	1	0	0	0	
M. GARVER, c		3	0	0	0	0	0	0	2	1	0	0	0	0	0	0	0	.136	9	2	0	0	0
B. CRAWFORD, ss		3	1	1	2	0	1	3	1	1	0	0	0	0	2	0	0	.200	0	3	0	0	
A. POLLOCK, cf		4	0	0	0	0	0	0	1	0	0	0	0	0	0	0	0	.222	4	0	0	0	
J. ALTUVE, 2b		4	0	1	0	1	0	2	1	0	0	0	0	0	0	0	0	.450	5	0	0	0	
J. TURNER, 3b		4	0	0	0	0	0	0	3	0	0	0	0	0	0	0	0	.167	0	0	0	0	
B. ANDERSON, p		2	0	0	0	0	0	0	1	0	0	0	0	0	0	0	0	.000					
B. NIMMO, ph		1	0	0	0	0	0	0	1	0	0	0	0	0	0	0	0	.250	0	0	0	0	
R. TELLEZ, 1b		0	0	0	0	0	0	0	0	0	0	0	0	0	0	0	0	.000	4	0	0	0	
Totals		30	3	3	2	2	1	7	15	5	0	0	0	0	3	1	0						

NAME	FT	G	SC	IP	H	R	ER	2B	3B	HR	BF	SO	BB	IBB	HB	SH	SF	WP	BK	IR	ERA	
B. ANDERSON, W, 1-0		64	6.0	5	1	1	0	0	1	21	6	0	0	0	0	0	0	0	0	0	1.29	0
A. KITTREDGE, SOP S, 1		3.0	1	1	1	0	0	1	11	2	1	0	0	0	0	0	0	0	0	0	2.25	0
Totals		9.0	6	2	2	0	0	2	32	8	1	0	0	0	0	0	0	0	0	0	27	8

Scranton Spanish Flies (Game 5)																							
NAME	FT	AB	R	HRBI	2B	3B	HR	TB	SO	BB	IBB	HBP	SH	SF	SB	CS	GDP	AVG	PO	A	E	DP	PB
M. STRAW, lf		3	0	1	0	0	0	1	2	0	0	0	0	0	0	1	0	.167	2	0	0	0	
P. SMITH, ph		1	0	0	0	0	0	0	0	0	0	0	0	0	0	0	0	.000	0	0	0	0	
J. CHAVEZ, p		0	0	0	0	0	0	0	0	0	0	0	0	0	0	0	0	.000					
D. RUF, 1b-lf		4	2	2	2	0	2	8	0	0	0	0	0	0	0	0	0	.357	6	0	0	0	
J. POLANCO, 2b		4	0	0	0	0	0	0	1	0	0	0	0	0	0	0	0	.150	2	1	0	0	
L. ROBERT, cf		4	0	1	0	0	0	1	0	0	0	0	0	0	0	0	0	.263	1	0	0	0	
M. MACHADO, 3b		4	0	1	0	0	0	1	1	0	0	0	0	0	0	0	0	.278	0	1	0	0	
B. RODGERS, ss		3	0	0	0	0	0	0	2	0	0	0	0	0	0	0	0	.000	0	1	1	0	
W. MYERS, rf		2	0	0	0	0	0	0	1	1	0	0	0	0	0	0	0	.222	1	0	0	0	
D. VARSHO, c		3	0	1	0	0	0	1	0	0	0	0	0	0	0	1	0	.300	15	1	0	0	0
F. PERALTA, p		2	0	0	0	0	0	0	1	0	0	0	0	0	0	0	0	.000					
B. BELT, ph-1b		1	0	0	0	0	0	0	0	0	0	0	0	0	0	0	0	.000	0	0	0	0	
Totals		31	2	6	2	0	2	12	8	1	0	0	0	0	0	2	0						

NAME	FT	G	SC	IP	H	R	ER	2B	3B	HR	BF	SO	BB	IBB	HB	SH	SF	WP	BK	IR	ERA	
F. PERALTA, L, 0-2		73	8.0	3	3	3	2	1	0	32	14	5	0	0	0	0	0	0	0	0	4.72	0
J. CHAVEZ		1.0	0	0	0	0	0	0	0	3	1	0	0	0	0	0	0	0	0	0	3.00	0
Totals		9.0	3	3	3	2	1	0	35	15	5	0	0	0	0	0	0	0	0	0	27	4



GAME 6:

The Cheetahs have sprinted to a series lead, and they want to finish us off, putting Ohtani on the mound for his arm, and also in the #3 slot in the order for his bat.

Is Scranton going to go under?

Are the Spanflys going to get beaten by a Japanese Import?

(sounds like Chevy and Ford in the 1980's!)

Top 1st.....we start our comeback attempt with a lovely 3 run opener, with Jorge Polanco's 2 run dinger doing most of the damage.....Darin Ruf chips in with a 2 out, rbi clutch single to help out.

Top 3rd.....two Cheetah errors to open the inning lead to another Scranton run, now 4-0

Bot 3rd.....Bryce Harper pumps out a 2 run dingers to halve the lead.....now Scrant 4-2

Bot 4th.....Roch scratches out a run on yet ANOTHER Passed Ball by Scrant catcher Daulten Varsho. Tightens it up to 4-3. Varsho's got more Passed Balls than a Testicle Inspector at a Virginia Vasectomy Clinic.

Top 5.....Jorge Polanco, who has had an excellent season for Scranton, doesn't want this quest to fall short, so he hits ANOTHER 2 run dinger with Lux on first. That widens the gap a bit to 6-3.

Bot 5....not to appear to give up, Rochesters Frank Schwindel finally tries to earn his keep, to this point he's hitting about a buck twenty five.....he deposits a solo shot over the fence.....tightening it to 6-4 Scranton. A lot of back and forth scoring here. Bullpens get called in. Ohtani gets exported to his usual spot in leftfield.....

Top 7.....Scranton strings together some walks, stolen bases, and hits, scoring FOUR big runs off of two Roch relievers! The big blow being a pinch hit, three run triple by Brendon Rodgers, who had been a very quiet, oh for nine, to this point.

This blows the game open, making it 10-4 Scranton, and that's where we finish!

Series TIED at 3 games apiece!

Team	1	2	3	4	5	6	7	8	9	R	H	E	LOB	DP
Scranton Spanish Flies	3	0	1	0	2	0	4	0	0	10	10	0	6	1
Rochester Cheetahs	0	0	2	1	1	0	0	0	0	4	8	3	5	2

Scranton Spanish Flies (Game 6)																							
NAME	FT	AB	R	HRBI	2B	3B	HR	TB	SO	BB	IBB	HBP	SH	SF	SB	CS	GDP	AVG	PO	A	E	DP	PB
N. LOPEZ, ss		5	0	1	0	0	0	1	1	0	0	0	0	0	0	0	0	.263	1	0	0	0	
G. LUX, rf		2	3	1	0	0	0	1	0	1	0	0	0	0	0	0	0	.250	0	0	0	0	
M. STRAW, ph-rf		1	1	1	0	0	0	1	0	1	0	0	0	0	2	0	0	.231	1	0	0	0	
J. POLANCO, 2b		5	2	2	4	0	2	8	0	0	0	0	0	0	0	0	0	.200	1	1	0	0	
M. MACHADO, 3b		4	0	0	1	0	0	0	3	0	0	0	0	1	0	0	0	.227	1	4	0	1	
L. ROBERT, cf		4	2	2	1	0	0	2	1	1	0	0	0	0	2	0	0	.304	7	0	0	0	
D. RUF, lf		3	1	1	1	0	0	1	0	1	0	0	0	0	0	0	0	.353	1	0	0	0	
W. MYERS, lf		1	0	0	0	0	0	0	1	0	0	0	0	0	0	0	0	.200	1	0	0	0	
B. BELT, 1b		2	1	1	0	0	0	1	1	0	0	1	0	0	0	0	0	.063	7	0	0	1	
P. SMITH, ph-1b		1	0	0	0	0	0	0	0	0	0	0	0	0	0	0	0	.000	1	0	0	0	
D. VARSHO, c		2	0	0	0	0	0	0	0	1	0	0	0	0	0	0	0	.273	5	0	0	0	1
B. RODGERS, ph		1	0	1	3	0	1	3	0	0	0	0	0	0	0	0	0	.100	0	0	0	0	
T. MAHLE, p		0	0	0	0	0	0	0	0	0	0	0	0	0	0	0	0	-					
S. McCLANAHAN, p		2	0	0	0	0	0	0	0	0	0	0	0	0	0	0	0	.250					
J. ROJAS, ph		1	0	0	0	0	0	0	0	0	0	0	0	0	0	0	0	.143	0	0	0	0	
R. RODRIGUEZ, p		0	0	0	0	0	0	0	0	0	0	0	0	0	0	0	0	-					
O. NARVAEZ, ph-c		1	0	0	0	0	0	0	0	0	0	0	0	0	0	0	0	.500	1	0	0	0	0
Totals		35	10	10	10	0	12	18	7	6	0	1	0	1	4	0	2						

Rochester Cheetahs (Game 6)																							
NAME	FT	AB	R	HRBI	2B	3B	HR	TB	SO	BB	IBB	HBP	SH	SF	SB	CS	GDP	AVG	PO	A	E	DP	PB
B. HARPER, rf		4	1	1	2	0	1	4	0	0	0	0	0	0	0	0	0	.087	0	0	0	0	
F. SCHWINDEL, 1b		4	1	2	1	1	0	6	1	0	0	0	0	0	0	0	0	.154	9	0	1	1	
S. OHTANI, p-lf		4	0	0	0	0	0	0	1	0	0	0	0	0	0	0	0	.130					
M. GARVER, c		2	1	0	0	0	0	0	1	2	0	0	0	0	0	0	0	.125	8	1	2	1	0
B. CRAWFORD, ss		4	0	0	0	0	0	0	0	0	0	0	0	0	0	0	0	.167	2	4	0	2	
A. POLLOCK, cf		4	0	2	0	0	0	2	0	0	0	0	0	0	0	0	0	.273	1	0	0	0	
J. ALTUVE, 2b		4	0	1	0	0	0	1	1	0	0	0	0	0	0	0	0	.417	2	2	0	2	
B. NIMMO, lf		2	0	0	0	0	0	0	1	0	0	0	0	0	0	0	0	.167	2	0	0	0	
C. BARAGAR, p		0	0	0	0	0	0	0	0	0	0	0	0	0	0	0	0	-					
R. TELLEZ, ph		1	0	0	0	0	0	0	0	0	0	0	0	0	0	0	0	.000	0	0	0	0	
Z. LITTELL, p		0	0	0	0	0	0	0	0	0	0	0	0	0	0	0	0	-					
J. ALVAREZ, p		0	0	0	0	0	0	0	0	0	0	0	0	0	0	0	0	-					
B. BOXBERGER, p		0	0	0	0	0	0	0	0	0	0	0	0	0	0	0	0	-					
Y. HERNANDEZ, ph		1	0	1	0	0	0	1	0	0	0	0	0	0	0	0	0	.500	0	0	0	0	
J. TURNER, 3b		4	1	1	0	0	0	1	0	0	0	0	0	0	0	0	0	.182	1	3	0	0	
Totals		34	4	8	3	1	0	2	15	5	2	0	0	0	0	0	0						

Scranton Spanish Flies (Game 6)																								
NAME	FT	G	SC	IP	H	R	ER	2B	3B	HR	BF	SO	BB	IBB	HBP	SH	SF	WP	BK	IR	ERA			
S. OHTANI, L, 0-1		35	5.1	6	6	5	0	0	2	26	4	3	0	1	0	0	0	0	0	0	4.50			
C. BARAGAR		.2	1	0	0	0	0	0	0	2	0	0	0	0	0	0	0	0	0	0	1.00			
Z. LITTELL		.2	1	3	3	0	0	0	0	5	0	2	0	0	0	0	1	0	0	0	019.29			
J. ALVAREZ		.0	2	1	1	0	1	0	2	0	0	0	0	0	0	0	0	0	0	0	2 6.00			
B. BOXBERGER		2.1	0	0	0	0	0	0	0	8	3	1	0	0	0	0	0	0	0	0	1.00			
Totals		9.0	10	10	9	0	1	2	43	7	6	0	1	0	1	0	0	4		27	12	3	2	0

GAME 7:

For all the marbles...



Winner plays in Harrisburg. The Loser goes home. (well, actually, we are already BOTH at home and won't be going anywhere afterwards other than to bed!)

Framber Valdez toes the mound for Scranton...he was our BEST starting pitcher this year, with a 12-4 record, and leading us in ERA with 2.60 We couldn't ask for anyone else, even if we had our choice of our whole staff.

And Charlie Morton is likewise the one guy that Rochester would vote to go in this one. 21-3 during the Regular season in 37 starts! He would be a leading contender for Cy Young if we had one, and might very well win it. That's a lot of starts and wins in 215 innings. He was 4th in the league in Offensive Support, with his team scoring 6 runs behind him for every 9 innings.

Both managers have their favorite choices to start this ballgame.

And so it begins.....

Top 2....Daren and the Ruf Riders put us on the board with a solo shot deep into the bleachers. Scranton looking for a little 'extra thump' in this one eschew the defense and try to see if Ruf can stay hot against a righty. He says he can, and he does. 1-0 Scranton.

Top 4....Morton is mowing them down and up steps Ruf again with two outs. And Daren hits another one out, this one opposite field at the foul pole! Ruf with another solo shot as his body English keeps the ball fair. 2-0 Scranton, and so far Daren is proven to be Ruf and Ready!

Bot 7....no one has said anything, but starting this inning, Framber has not given up a hit. Not a single one. I believe they call that a no-no, but I don't want to say it out loud. :-0 Morton has been pinch hit for, so the 6 runs of support he has been accustomed to all season, simply did not develop today. The Cheetah broadcasters have been so bold as to say that the Rochester offense so far....has been offensive. But hey, we aren't commenting, we're just happy with our Ruf 2-0 lead.

Now that the TV audience has been alerted as to the no hitter in progress....

Mitch Garver steps to the plate.....so far he's not done well, has led both teams in striking out, and has a new nickname from the announcer of; Mitch "Good Grief" Garver.

Well, even the blind squirrels find an occasional nut, and Mitch hooks one down the line that is ruled just fair before it hits the ground, and he chugs into secondbase with a double!

No Hitter is gone. Valdez slaps his glove on his leg.

Stick Fiehl now has other things to worry about, as a 2-0 lead can be erased with one swing of the bat. Ex-Spanfly Brendon Crawford comes to the plate after having a career season.

Stick walks to the mound and asks Framber for the ball. Stick wants a fresh arm. (he actually wants a new spine, but he'll settle for a fresh arm).

Framber has done everything possible, tossed 6 complete no hit innings.....this double is the only loud contact he's given up, and that one wasn't even all that loud. If the foul line was three inches to the left, Garver would still be hitting right now.

But Stick has 4 relievers ready, including his Closer. He needs 3 innings from the pen. He'll go with his lefty against Crawford. Rich Bleier comes to the mound. Framber leaves to big applause. Even Stu the Hamster woke up just to cheer this one on!

-Crawford drives one deep to rightfield.....Gavin Lux see's most of his Scranton playing time in the outfield, and he runs back and makes a beautiful over the shoulder catch, for out #1. Bleier gave him too fat a pitch to hit on that one.

Rich readjusts his mindset, and he mows down both Altuve and Nimmo with strikeouts to end the inning. He does his job, and Scranton's 2-0 lead makes it thru the 7th.

Bot 8th.....Span Closer Blake Trienen is brought in and told to get 6 outs. The game is his, win or lose. We have no one better in the pen and no other lefty for a matchup.

Trienen starts off by walking Justin Turner. Then he HITS pinch hitter Urias. We might not have anybody better in the pen, but I'm not sure anyone could have done any worse than that! :-0

Urias is injured for 12 games from that HBP, but nobody is too concerned about that, other than Mr. Urias.

Talk about 'digging a hole'....Trienen better have a pair of work gloves handy.

Plus, the two bottom of the order slots that he let on base, were a helluva lot easier to get outs with than the now top of the order and what he's got to face.

Bryce Harper comes to the plate with nobody out and ducks on the pond.

A homer here would be brutal for us. And Harper is due. One of many 'under achievers' for Roch this series, he came into this at bat with a 2 for 31 history in this playoff.

He bloop a pitch off the bat head into short rightfield, Turner is around thirdbase,.....but with nobody out and a 2-0 ballgame, the Roch thirdbase coach holds him up. Figures he's got three shots to drive him in.



-Trienen was told to get Six outs when he came in.....I don't think I was specific enough for him. He's started out with a walk, a HBP, and a single. I was asking for six outs BEFORE they get a run.

-Frank Schwindel...comes up as another underachiever at about .135. Bases are loaded, nobody out, and Trienen really needs to strike somebody out.

Frankie grounds to second, who tosses to shortstop for one, and back on to first for, NO, Schwindel beats it out! He's SAFE! Damn that was big.

A runner scores and there's now one out, first and third. Spans up 2-1.

And up steps Ohtani.....I do not want to be me right now. Even though Sushi Ohtani is only 3 for 30, I still don't want to face him. And he pops up to the catcher! Two down! Scranton might get out of this jam.

Clean up hitter, Garver steps to the plate.....4 for 30 at this point, with 15!!!! Strikeouts! Mitch takes the ball deep to rightfield, Wil Myers tracks it down and snags it right at the warning track!

The Cheetahs get one this inning, but it could have been oh so much more!

Their meat of the order had their chance, as they have all thruout this series, but they all collectively failed to get that big hit that they have been getting all season long.

Top 9....Roch Bullpen Ace Kittredge on to pitch.....and Machado and Luis Robert hit back to back doubles to score 1, and they make it 3-1 heading into the Bot 9. That was a HUGE insurance run.

Bot 9....Trienen still in for his second inning....

-Crawford.....grounds out!

-Altuvepops out!

-Nimmo....strikes out!

Game over! Trienen completes the job! Spanflly Win! 3-1

They come back to win the series and can pack their new uniforms for a trip to Harrisburg!

Rochester had a Monster Team with an offense that would be hard to be matched . When Ohtani pitches, its like they had an extra hitter on the squad. It was like they got to use the DH and the other teams didn't.

I'm not so sure it was our pitchers that kept them at bay as much as it was that they were just in a collective team hitting slump. They looked the same way the first three games previously versus Long Island.

We were able to score just enough to nip them in the end; winning two xtra inning games and one close one.

Kudo's to Framber Valdez for no-hitting the thru six complete in gm 7.

Likewise, accolades have to go out to the two 'lousier' starting pitchers on Rochester; Minor and Anderson. Grade 5 and 6. Those were supposed to be games in which Scranton was going to tee off on them and run up the score. Instead; they each gave up only one lone run and won there games. Totally contrary to what was expected. As JR said; "baseball is like that", or "that's baseball"!

We had a great time competing against JR in this one. You've got to bring not just your "A" game, but your Double "A" game if you want a chance to beat him. Historically, this makes us 1 and 1 against Rochester in Playoff Matchups! The Cheetahs beat us about 5-6 years ago on their way to winning the Plaque. Maybe this will be the year I reverse that process! :-0

The Spanflys will next square off on Saturday nite in Harrisburg versus EITHER Bethesda or Beacon. Since all three of us are from the Metro, we know there will be nobody rooting for any of us. :-0

Somebody's gotta win, so it might as well be us!

I will be watching the Beacon/Bethesda series on Friday rooting for 7 full games, maybe some extra inning games, and hoping for 2-3 injuries on the team that advances! :-0

Marty

Scranton Spanish Flies at Rochester Cheetahs																							
Team	1	2	3	4	5	6	7	8	9	R	H	E	LOB	DP									
Scranton Spanish Flies	0	1	0	1	0	0	0	0	1	3	6	0	5	0									
Rochester Cheetahs	0	0	0	0	0	0	0	1	0	1	2	0	6	0									
Scranton Spanish Flies (Game 7)																							
NAME	FT	AB	R	HRBI	2B	3B	HR	TB	SO	BB	IBB	HBP	SH	SF	SB	CS	GDP	AVG	PO	A	E	DP	PB
N. LOPEZ, ss		4	0	0	0	0	0	0	1	0	0	0	0	0	0	0	0	.217	1	1	0	0	
G. LUX, rf		4	0	1	0	0	0	1	2	0	0	0	0	0	0	0	0	.250	2	0	0	0	
B. TREINEN, p		0	0	0	0	0	0	0	0	0	0	0	0	0	0	0	0	-					
J. POLANCO, 2b		4	0	0	0	0	0	0	1	0	0	0	0	0	0	0	0	.172	3	2	0	0	
M. MACHADO, 3b		4	1	1	0	1	0	2	1	0	0	0	0	0	0	0	0	.231	0	2	0	0	
L. ROBERT, cf		4	0	1	1	1	0	2	1	0	0	0	0	0	1	0	0	.296	1	0	0	0	
D. RUF, lf		3	2	2	2	0	2	8	0	0	0	0	0	0	0	0	0	.400	0	0	0	0	
M. STRAW, lf		1	0	0	0	0	0	0	0	0	0	0	0	0	0	0	0	.214	0	0	0	0	
B. BELT, 1b		2	0	1	0	0	0	1	1	2	1	0	0	0	0	0	0	.111	7	0	0	0	
D. VARSHO, c		2	0	0	0	0	0	0	0	1	0	0	0	0	0	0	0	.250	11	1	0	0	0
O. NARVAEZ, ph-c		1	0	0	0	0	0	0	1	0	0	0	0	0	0	0	0	.333	1	0	0	0	0
F. VALDEZ, p		1	0	0	0	0	0	0	0	0	0	0	1	0	0	0	0	.000					
R. BLEIER, p		0	0	0	0	0	0	0	0	0	0	0	0	0	0	0	0	-					
W. MYERS, ph-rf		1	0	0	0	0	0	0	0	0	0	0	0	0	0	0	0	.182	1	0	0	0	
Totals		31	3	6	3	2	0	2	14	8	3	1	0	1	0	1	0	0					
NAME	FT	G	SC	IP	H	R	ER	2B	3B	HR	BF	SO	BB	IBB	HB	SH	SF	WP	BK	IR	ERA		
F. VALDEZ, W, 1-0		74	6.0	1	0	0	1	0	0	0	22	7	3	0	0	0	0	0	0	0	0	2.19	
R. BLEIER, SOP H, 1		1.0	0	0	0	0	0	0	0	0	3	2	0	0	0	0	0	0	0	0	1	.00	
B. TREINEN, SOP S, 1		2.0	1	1	1	0	0	0	0	0	9	1	1	0	1	0	0	0	0	0	0	1.80	
Totals		9.0	2	1	1	1	0	0	0	0	34	10	4	0	1	0	0	0	0	0	1	27	
Rochester Cheetahs (Game 7)																							
NAME	FT	AB	R	HRBI	2B	3B	HR	TB	SO	BB	IBB	HBP	SH	SF	SB	CS	GDP	AVG	PO	A	E	DP	PB
B. HARPER, rf		3	0	1	0	0	0	1	1	1	0	0	0	0	1	0	0	.115	3	1	0	0	
F. SCHWINDEL, 1b		4	0	0	1	0	0	0	1	0	0	0	0	0	0	0	0	.133	6	1	0	0	
S. OHTANI, lf		3	0	0	0	0	0	0	1	1	0	0	0	0	0	0	0	.115	3	0	0	0	
M. GARVER, c		4	0	1	0	1	0	2	1	0	0	0	0	0	0	0	0	.143	8	0	0	0	0
B. CRAWFORD, ss		4	0	0	0	0	0	0	1	0	0	0	0	0	0	0	0	.143	1	0	0	0	
J. ALTUVE, 2b		4	0	0	0	0	0	0	1	0	0	0	0	0	0	0	0	.357	2	1	0	0	
B. NIMMO, cf		4	0	0	0	0	0	0	3	0	0	0	0	0	0	0	0	.100	4	0	0	0	
J. TURNER, 3b		1	1	0	0	0	0	0	0	2	0	0	0	0	0	0	0	.174	0	2	0	0	
C. MORTON, p		1	0	0	0	0	0	0	1	0	0	0	0	0	0	0	0	.000					
A. POLLOCK, ph		1	0	0	0	0	0	0	0	0	0	0	0	0	0	0	0	.261	0	0	0	0	
J. ALVAREZ, p		0	0	0	0	0	0	0	0	0	0	0	0	0	0	0	0	-					
R. URIAS, ph		0	0	0	0	0	0	0	0	0	0	0	1	0	0	0	0	.000	0	0	0	0	
Y. HERNANDEZ, pr		0	0	0	0	0	0	0	0	0	0	0	0	0	0	0	0	.500	0	0	0	0	
A. KITTREDGE, p		0	0	0	0	0	0	0	0	0	0	0	0	0	0	0	0	-					
Totals		29	1	2	1	1	0	0	3	10	4	0	1	0	0	1	0	0					
NAME	FT	G	SC	IP	H	R	ER	2B	3B	HR	BF	SO	BB	IBB	HB	SH	SF	WP	BK	IR	ERA		
C. MORTON, L, 0-1		62	6.0	3	2	2	0	0	2	0	23	6	2	0	0	1	0	0	0	0	0	4.22	
J. ALVAREZ		2.0	1	0	0	0	0	0	0	0	6	1	0	0	0	0	0	0	0	0	0	3.60	
A. KITTREDGE		1.0	2	1	1	2	0	0	0	0	6	1	1	1	0	0	0	0	0	0	0	3.60	
Totals		9.0	6	3	3	2	0	2	0	0	35	8	3	1	0	1	0	0	0	0	0	27	

INJURIES : R. URIAS (12 days)



TCBA

SEMI

FINAL

Team	1	2	3	4	5	6	7	8	9	R	H	E	LOB	DP
Bethesda Bambinos	3	0	0	0	1	0	1	0	0	5	11	0	9	0
Beacon Braves	0	0	0	2	0	2	2	1		7	11	0	4	0

Bethesda Bambinos (Game 1)																								
NAME	FT	AB	R	HRBI	2B	3B	HR	TB	SO	BB	IBB	HBP	SH	SF	SB	CS	GDP	AVG	PO	A	E	DP	PB	
R. ORTEGA, cf		5	1	2	0	0	0	0	2	0	0	0	0	0	0	0	0	.400	1	0	0	0		
A. CHAFIN, p		0	0	0	0	0	0	0	0	0	0	0	0	0	0	0	0	-						
K. BRYANT, lf		5	0	2	0	1	0	0	3	1	0	0	0	0	0	0	0	.400	0	1	0	0		
B. LOWE, 2b		4	2	1	1	0	0	1	4	2	1	0	0	0	0	0	0	.250	2	1	0	0		
C. CORREA, ss		5	2	2	4	0	0	2	8	1	0	0	0	0	0	0	0	.400	0	3	0	0		
L. WADE, rf		4	0	1	0	0	0	0	1	2	0	0	0	0	0	0	0	.250	1	0	0	0		
C. KIMBREL, p		0	0	0	0	0	0	0	0	0	0	0	0	0	0	0	0	-						
T. WARD, cf		1	0	0	0	0	0	0	0	0	0	0	0	0	0	0	0	.000	0	0	0	0		
A. RIZZO, 1b		2	0	1	0	0	0	0	1	0	1	0	1	0	0	0	0	.500	6	3	0	0		
J. REALMUTO, c		4	0	0	0	0	0	0	0	1	0	0	0	0	0	0	0	.000	10	2	0	0	0	
R. McMAHON, 3b		4	0	1	0	0	0	0	1	2	0	0	0	0	0	0	0	.250	2	1	0	0		
A. MANOAH, p		2	0	1	0	0	0	0	1	0	0	0	0	0	0	0	0	.500						
D. HUDSON, p		0	0	0	0	0	0	0	0	0	0	0	0	0	0	0	0	-						
M. SANO, ph		1	0	0	0	0	0	0	0	1	0	0	0	0	0	0	0	.000	0	0	0	0		
C. STAMMEN, p		0	0	0	0	0	0	0	0	0	0	0	0	0	0	0	0	-						
I. HAPP, rf		1	0	0	0	0	0	0	0	1	0	0	0	0	0	0	0	.000	1	0	0	0		
Totals		38	5	11	5	1	0	3	21	11	2	0	1	0	0	0	0							

NAME	FT	G	SC	IP	H	R	ER	2B	3B	HR	BF	SO	BB	IBB	HB	SH	SF	WP	BK	IR	ERA				
A. MANOAH		47	4.2	6	2	2	1	0	1	19	4	1	0	0	1	0	0	0	0	0	3.86	0	0	0	0
D. HUDSON				.1	0	0	0	0	0	0	1	0	0	0	0	0	0	0	0	2	.00	0	0	0	0
C. STAMMEN, SOP BS, 1				1.0	2	2	2	1	0	1	5	2	0	0	0	0	0	0	0	0	18.00	1	0	0	0
C. KIMBREL, SOP BS, 1; L, 0- 1				1.0	1	2	2	0	0	1	5	2	1	0	0	0	0	0	0	0	18.00	0	0	0	0
A. CHAFIN				1.0	2	1	1	1	0	0	5	0	1	1	0	0	0	0	0	0	9.00	0	1	0	0
Totals		8.0	11	7	7	3	0	3	35	8	3	1	0	1	0	0	0	0	2		24	12	0	0	0

Beacon Braves (Game 1)																									
NAME	FT	AB	R	HRBI	2B	3B	HR	TB	SO	BB	IBB	HBP	SH	SF	SB	CS	GDP	AVG	PO	A	E	DP	PB		
S. MARTE, cf-lf		4	0	3	0	0	0	0	3	0	0	0	0	0	0	2	2	0	.750	2	0	0	0		
P. GOLDSCHMIDT, 1b		4	1	1	2	0	0	1	4	0	0	0	0	0	0	0	0	.250	4	1	0	0			
J. MARTINEZ, lf		4	1	1	0	0	0	0	1	2	0	0	0	0	0	0	0	.250	2	0	0	0			
R. LAUREANO, lf-rf		0	0	0	0	0	0	0	0	0	0	0	0	0	0	0	0	-		2	0	0	0		
M. BRANTLEY, rf		4	2	4	2	3	0	1	10	0	0	0	0	0	0	0	0	1.000	0	0	0	0			
H. BADER, pr-cf		0	1	0	0	0	0	0	0	0	0	0	0	0	0	0	0	-		0	0	0	0		
J. SEGURA, 2b		4	0	0	0	0	0	0	0	2	0	0	0	0	0	0	0	.000	2	1	0	0			
N. ARENADO, 3b		3	1	1	2	0	0	1	4	2	1	1	0	0	0	0	0	.333	0	1	0	0			
I. KINER-FALEFA, ss		4	0	1	1	0	0	0	1	0	0	0	0	0	0	0	0	.250	2	1	0	0			
E. DIAZ, c		3	0	0	0	0	0	0	0	1	1	0	0	0	0	0	0	.000	12	0	0	0	2		
M. STROMAN, p		1	0	0	0	0	0	0	0	1	0	0	0	1	0	0	0	.000							
R. PRESSLY, p		0	0	0	0	0	0	0	0	0	0	0	0	0	0	0	0	-							
J. CHOI, ph		0	0	0	0	0	0	0	0	0	1	0	0	0	0	0	0	-		0	0	0	0		
W. CASTRO, pr		0	1	0	0	0	0	0	0	0	0	0	0	0	0	1	0	-		0	0	0	0		
C. SADLER, p		0	0	0	0	0	0	0	0	0	0	0	0	0	0	0	0	-							
Totals		31	7	11	7	3	0	3	23	8	3	1	0	1	0	3	2	0							

NAME	FT	G	SC	IP	H	R	ER	2B	3B	HR	BF	SO	BB	IBB	HB	SH	SF	WP	BK	IR	ERA				
M. STROMAN		44	5.2	8	4	4	0	0	2	28	9	2	0	1	0	0	0	0	0	0	6.35	1	0	0	0
R. PRESSLY, W, 1- 0				1.1	1	1	1	0	0	1	5	1	0	0	0	0	0	0	0	1	6.75	0	0	0	0
C. SADLER, SOP S, 1				2.0	2	0	0	1	0	0	8	1	0	0	0	0	0	0	0	0	.00	0	0	0	0
Totals		9.0	11	5	5	1	0	3	41	11	2	0	1	0	0	0	0	1			27	4	0	0	2

Bethesda gets out of the gate quickly, but the Braves battle back to prevail in the opener, led by Michael Brantley



Bethesda Bambinos at Beacon Braves														
Team	1	2	3	4	5	6	7	8	9	R	H	E	LOB	DP
Bethesda Bambinos	0	0	0	0	0	0	0	0	0	0	1	0	2	0
Beacon Braves	0	1	0	0	0	3	0	0	4	7	1	6	1	

Bethesda Bambinos (Game 2)																								
NAME	FT	AB	R	HR	BI	2B	3B	HR	TB	SO	BB	IBB	HBP	SH	SF	SB	CS	GDP	AVG	PO	A	E	DP	PB
R. ORTEGA, lf		4	0	0	0	0	0	0	0	3	0	0	0	0	0	0	0	0	.222	1	0	0	0	
K. BRYANT, cf		4	0	0	0	0	0	0	0	0	0	0	0	0	0	0	0	0	.222	1	0	0	0	
B. LOWE, 2b		3	0	0	0	0	0	0	0	0	0	0	0	0	0	0	0	0	.143	1	0	0	0	
C. CORREA, ss		3	0	0	0	0	0	0	0	1	0	0	0	0	0	0	0	0	.250	3	2	0	0	
L. WADE, rf		3	0	0	0	0	0	0	0	1	0	0	0	0	0	0	0	0	.143	4	0	0	0	
A. RIZZO, 1b		2	0	0	0	0	0	0	0	0	1	0	0	0	0	0	0	0	.250	5	2	0	0	
J. REALMUTO, c		2	0	0	0	0	0	0	0	1	1	0	0	0	0	0	1	0	.000	5	0	0	0	0
R. McMAHON, 3b		3	0	1	0	1	0	0	2	1	0	0	0	0	0	0	0	0	.286	2	2	0	0	
J. URQUIDY, p		1	0	0	0	0	0	0	0	0	0	0	0	0	0	0	0	0	.000	0	0	0	0	
M. SANO, ph		1	0	0	0	0	0	0	0	1	0	0	0	0	0	0	0	0	.000	0	0	0	0	
D. HUDSON, p		0	0	0	0	0	0	0	0	0	0	0	0	0	0	0	0	0	-					
A. CHAFIN, p		0	0	0	0	0	0	0	0	0	0	0	0	0	0	0	0	0	-					
I. KENNEDY, p		0	0	0	0	0	0	0	0	0	0	0	0	0	0	0	0	0	-					
I. HAPP, ph		1	0	0	0	0	0	0	0	0	0	0	0	0	0	0	0	0	.000	0	0	0	0	
Totals		27	0	1	0	1	0	0	2	8	2	0	0	0	0	0	1	0						

NAME	FT	G	SC	IP	H	R	ER	2B	3B	HR	BF	SO	BB	IBB	HB	SH	SF	WP	BK	IR	ERA					
J. URQUIDY, L, 0- 1		59	5.0	3	1	1	2	0	0	0	18	2	0	0	0	0	0	0	0	0	1.80	2	0	0	0	
D. HUDSON			.1	0	2	2	0	0	0	3	1	2	0	0	0	0	0	0	0	0	27.00	0	0	0	0	
A. CHAFIN			.0	2	1	1	0	1	0	2	0	0	0	0	0	0	0	0	0	0	218.00	0	0	0	0	
I. KENNEDY			2.2	2	0	0	0	0	0	11	2	1	0	0	1	0	0	0	0	1	.00	0	1	0	0	
Totals			8.0	7	4	4	2	1	0	34	5	3	0	0	1	0	0	0	0	3		24	7	0	0	0

Beacon Braves (Game 2)																								
NAME	FT	AB	R	HR	BI	2B	3B	HR	TB	SO	BB	IBB	HBP	SH	SF	SB	CS	GDP	AVG	PO	A	E	DP	PB
S. MARTE, cf-lf		4	0	1	0	0	0	0	1	1	0	0	0	0	0	1	0	0	.500	2	0	0	0	
P. GOLDSCHMIDT, 1b		3	1	0	0	0	0	0	0	0	1	0	0	0	0	1	0	0	.143	6	0	0	0	
J. MARTINEZ, lf		2	0	0	0	0	0	0	0	0	1	0	0	0	0	0	0	0	.167	0	0	0	0	
R. LAUREANO, pr-lf		1	1	0	0	0	0	0	0	1	0	0	0	0	0	0	0	0	.000	0	0	0	0	
H. BADER, cf		0	0	0	0	0	0	0	0	0	0	0	0	0	0	0	0	0	-	1	0	0	0	
M. BRANTLEY, rf		4	2	3	1	1	0	0	4	0	0	0	0	0	0	0	0	0	.875	4	0	0	0	
J. SEGURA, 2b		4	0	1	2	0	1	0	3	0	0	0	0	0	0	0	0	0	.125	3	3	0	1	
N. ARENADO, 3b		4	0	0	0	0	0	0	0	1	0	0	0	0	0	0	0	0	.143	0	0	0	0	
I. KINER-FALEFA, ss		4	0	1	1	0	0	0	1	0	0	0	0	0	0	1	0	0	.250	1	4	1	1	
E. DIAZ, c		2	0	1	0	1	0	0	2	0	1	0	0	0	0	0	0	0	.200	10	0	0	0	0
P. LOPEZ, p		2	0	0	0	0	0	0	0	2	0	0	0	1	0	0	0	0	.000					
Totals		30	4	7	4	2	1	0	11	5	3	0	0	1	0	3	0	0						

NAME	FT	G	SC	IP	H	R	ER	2B	3B	HR	BF	SO	BB	IBB	HB	SH	SF	WP	BK	IR	ERA					
P. LOPEZ, W, 1- 0		91	9.0	1	0	0	1	0	0	29	8	2	0	0	0	0	0	0	0	0	.00	0	0	0	0	
Totals			9.0	1	0	0	1	0	0	29	8	2	0	0	0	0	0	0	0	0		27	7	1	1	0

Pablo Lopez throws a 1-hit shutout to give Beacon a commanding 2-0 lead as the series shifts to Bethesda. Ryan McMahon's double is the only hit allowed. Michael Brantley continued hot, with 3 hits today.



Team	1	2	3	4	5	6	7	8	9	R	H	E	LOB	DP
Beacon Braves	2	0	0	0	3	1	0	0	0	6	7	1	5	1
Bethesda Bambinos	0	0	0	4	0	0	0	0	0	4	5	1	8	1

Beacon Braves (Game 3)																							
NAME	FT	AB	R	HRBI	2B	3B	HR	TB	SO	BB	IBB	HBP	SH	SF	SB	CS	GDP	AVG	PO	A	E	DP	PB
S. MARTE, rf-lf		4	0	1	0	0	0	0	1	0	0	0	1	0	0	3	0	0	.417	2	0	0	0
P. GOLDSCHMIDT, 1b		4	0	0	1	0	0	0	0	1	0	0	0	0	1	0	0	0	.091	7	0	0	1
J. MARTINEZ, lf		4	1	1	0	0	0	0	1	0	0	0	0	0	0	0	0	0	.200	1	0	0	0
R. LAUREANO, rf		0	0	0	0	0	0	0	0	0	0	0	0	0	0	0	0	0	.000	0	0	0	0
J. SEGURA, 2b		2	2	0	0	0	0	0	0	1	2	0	0	0	0	0	0	0	.100	3	4	0	1
H. BADER, cf		4	0	2	2	1	0	0	3	0	0	0	0	0	1	0	0	0	.500	5	0	0	0
N. ARENADO, 3b		3	0	0	0	0	0	0	0	1	1	0	0	0	0	0	0	0	.100	1	1	0	0
I. KINER-FALEFA, ss		3	1	1	1	0	0	0	1	0	0	0	0	0	1	0	0	0	.273	1	3	1	1
E. DIAZ, c		3	1	1	2	0	0	1	4	1	1	1	0	0	0	0	0	0	.250	7	0	0	0
J. BERRIOS, p		1	0	0	0	0	0	0	0	0	0	0	0	0	0	0	0	0	.000				
A. LOUP, p		0	0	0	0	0	0	0	0	0	0	0	0	0	0	0	0	0	-				
R. THOMPSON, p		0	0	0	0	0	0	0	0	0	0	0	0	0	0	0	0	0	-				
P. REYES, ph		1	1	1	0	1	0	0	2	0	0	0	0	0	1	0	0	0	1.000	0	0	0	0
L. JACKSON, p		0	0	0	0	0	0	0	0	0	0	0	0	0	0	0	0	0	-				
M. BRANTLEY, ph		1	0	0	0	0	0	0	0	0	0	0	0	0	0	0	0	0	.778	0	0	0	0
R. PRESSLY, p		0	0	0	0	0	0	0	0	0	0	0	0	0	0	0	0	0	-				
J. CHOI, ph		1	0	0	0	0	0	0	0	0	0	0	0	0	0	0	0	0	.000	0	0	0	0
C. SADLER, p		0	0	0	0	0	0	0	0	0	0	0	0	0	0	0	0	0	-				
Totals		31	6	7	6	2	0	1	12	3	4	2	1	0	2	5	0	0					

NAME	FT	G	SC	IP	H	R	ER	2B	3B	HR	BF	SO	BB	IBB	HB	SH	SF	WP	BK	IR	ERA	
J. BERRIOS		37	3.0	3	4	3	2	0	0	0	13	0	2	0	0	0	0	0	0	0	0	9.00
A. LOUP		.0	1	0	0	0	0	0	0	0	2	0	0	0	0	0	0	0	0	0	3	-
R. THOMPSON, W, 1-0		1.0	0	0	0	0	0	0	0	0	4	0	1	0	0	0	0	0	0	0	2	.00
L. JACKSON		1.0	0	0	0	0	0	0	0	0	6	2	3	0	0	0	0	0	0	0	0	.00
R. PRESSLY, SOP H, 1		3.0	0	0	0	0	0	0	0	0	10	4	1	0	0	0	0	0	0	0	2.08	0
C. SADLER, SOP S, 2		1.0	1	0	0	0	0	0	0	0	4	1	0	0	0	0	0	0	0	0	0	.00
Totals		9.0	5	4	3	2	0	0	0	0	39	7	7	0	0	0	0	0	0	0	5	27

Bethesda Bambinos (Game 3)																							
NAME	FT	AB	R	HRBI	2B	3B	HR	TB	SO	BB	IBB	HBP	SH	SF	SB	CS	GDP	AVG	PO	A	E	DP	PB
R. ORTEGA, cf		5	1	1	0	1	0	0	2	1	0	0	0	0	0	0	0	0	.214	6	1	0	1
K. BRYANT, lf		4	1	2	0	0	0	0	2	1	1	0	0	0	0	0	0	0	.308	0	0	0	0
B. LOWE, 2b		5	1	1	1	1	0	0	2	1	0	0	0	0	0	0	0	0	.167	2	1	0	0
C. CORREA, ss		2	1	0	0	0	0	0	0	1	2	0	0	0	0	0	0	0	.200	1	4	0	0
L. WADE, rf		1	0	0	0	0	0	0	0	0	0	0	0	0	0	0	0	0	.125	3	1	1	0
B. DRURY, ph-rf	I	2	0	0	1	0	0	0	0	1	1	0	0	0	0	0	0	0	.000	3	0	0	0
C. MCHUGH, p		0	0	0	0	0	0	0	0	0	0	0	0	0	0	0	0	0	-				
A. RIZZO, 1b		3	0	1	1	0	0	0	1	0	1	0	0	0	0	0	0	1	.286	6	1	0	0
J. REALMUTO, c		4	0	0	0	0	0	0	0	1	0	0	0	0	0	0	0	0	.000	5	0	0	1
R. McMAHON, 3b		4	0	0	0	0	0	0	0	1	0	0	0	0	0	0	0	0	.182	1	0	0	0
W. MILEY, p		1	0	0	0	0	0	0	0	0	1	0	0	0	0	0	0	0	.000				
L. HEAD, p		0	0	0	0	0	0	0	0	0	0	0	0	0	0	0	0	0	-				
I. HAPP, ph		0	0	0	0	0	0	0	0	0	1	0	0	0	0	0	0	0	.000	0	0	0	0
C. STAMMEN, p		0	0	0	0	0	0	0	0	0	0	0	0	0	0	0	0	0	-				
T. WARD, rf		1	0	0	0	0	0	0	0	0	0	0	0	0	0	0	0	0	.000	0	0	0	0
Totals		32	4	5	3	2	0	0	7	7	7	0	0	0	0	0	0	1					

NAME	FT	G	SC	IP	H	R	ER	2B	3B	HR	BF	SO	BB	IBB	HB	SH	SF	WP	BK	IR	ERA		
W. MILEY, L, 0-1		28	5.0	7	6	6	2	0	1	23	1	2	0	0	0	1	0	0	0	0	10.80		
L. HEAD		1.0	0	0	0	0	0	0	0	5	0	2	2	0	0	1	0	0	2	.00	0	.00	
C. STAMMEN		2.2	0	0	0	0	0	0	0	9	2	0	0	1	0	0	0	0	0	4.91	0	.00	
C. MCHUGH		.1	0	0	0	0	0	0	0	1	0	0	0	0	0	0	0	0	0	1.00	0	.00	
Totals		9.0	7	6	6	2	0	1	38	3	4	2	1	0	2	0	0	3					

Beacon scored in their first at bat, but had to come from behind to win today, taking a 3-0 lead in the series.

Ryan Pressly had three hitless innings in relief.



Team	1	2	3	4	5	6	7	8	9	R	H	E	LOB	DP
Beacon Braves	0	0	0	1	1	0	0	0	0	2	8	0	9	1
Bethesda Bambinos	2	3	0	0	0	0	0	2		7	8	0	3	0

Beacon Braves (Game 4)																							
NAME	FT	AB	R	HRBI	2B	3B	HR	TB	SO	BB	IBB	HBP	SH	SF	SB	CS	GDP	AVG	PO	A	E	DP	PB
S. MARTE, cf		5	0	0	0	0	0	0	1	0	0	0	0	0	0	0	0	.294	2	0	0	0	
P. GOLDSCHMIDT, 1b		4	1	2	0	2	0	4	0	1	0	0	0	0	0	0	0	.200	5	0	0	1	
J. MARTINEZ, lf		4	0	0	0	0	0	0	1	0	0	0	0	0	0	0	0	.143	0	0	0	0	
M. BRANTLEY, rf		4	0	3	1	0	0	3	0	0	0	0	0	0	0	0	0	.769	2	0	0	0	
R. LAUREANO, pr-rf		0	0	0	0	0	0	0	0	0	0	0	0	0	0	0	0	.000	0	0	0	0	
J. SEGURA, 2b		3	0	0	0	0	0	0	0	1	0	0	0	0	0	0	0	.077	4	3	0	1	
N. ARENADO, 3b		3	0	0	0	0	0	0	0	1	0	0	0	0	0	0	0	.077	0	1	0	0	
I. KINER-FALEFA, ss		4	1	1	0	0	0	1	1	0	0	0	0	0	0	0	0	.267	0	2	0	1	
E. DIAZ, c		4	0	1	1	1	0	2	1	0	0	0	0	0	0	0	0	.250	11	0	0	0	0
G. COLE, p		0	0	0	0	0	0	0	0	0	0	0	0	0	0	0	0	-					
F. MONTAS, p		2	0	0	0	0	0	0	1	0	0	0	0	0	0	0	0	.000					
J. CHOI, ph		1	0	0	0	0	0	0	0	0	0	0	0	0	0	0	0	.000	0	0	0	0	
R. THOMPSON, p		0	0	0	0	0	0	0	0	0	0	0	0	0	0	0	0	-					
L. TRIVINO, p		0	0	0	0	0	0	0	0	0	0	0	0	0	0	0	0	-					
H. BADER, ph		1	0	1	0	1	0	2	0	0	0	0	0	0	0	0	0	.600	0	0	0	0	
Totals		35	2	8	2	4	0	12	5	3	0	0	0	0	0	0	0						
NAME	FT	G	SC	IP	H	R	ER	2B	3B	HR	BF	SO	BB	IBB	HB	SH	SF	WP	BK	IR	ERA		
G. COLE, L, 0-1		28	1.2	4	5	5	0	0	2	10	2	1	0	0	0	0	0	0	0	0	0	27.00	
F. MONTAS		4.1	2	0	0	1	0	0	0	16	4	2	0	0	0	0	0	0	0	0	0	.00	
R. THOMPSON		1.1	2	2	2	0	0	1	6	1	0	0	0	0	0	0	0	0	0	0	0	7.71	
L. TRIVINO		.2	0	0	0	0	0	0	2	1	0	0	0	0	0	0	0	0	0	0	0	.00	
Totals		8.0	8	7	7	1	0	3	34	8	3	0	0	0	0	0	0	0	0	0	0	24	

Bethesda Bambinos (Game 4)																							
NAME	FT	AB	R	HRBI	2B	3B	HR	TB	SO	BB	IBB	HBP	SH	SF	SB	CS	GDP	AVG	PO	A	E	DP	PB
R. ORTEGA, lf		4	2	3	3	0	0	1	6	0	0	0	0	0	0	0	0	.333	1	0	0	0	
K. BRYANT, cf		3	0	0	0	0	0	0	1	1	0	0	0	0	0	0	0	.250	4	0	0	0	
A. CHAFIN, p		0	0	0	0	0	0	0	0	0	0	0	0	0	0	0	0	-					
I. KENNEDY, p		0	0	0	0	0	0	0	0	0	0	0	0	0	0	0	0	-					
B. LOWE, 2b		4	0	0	0	0	0	0	0	1	0	0	0	0	0	0	0	.125	1	3	0	0	
C. CORREA, ss		4	2	2	2	0	0	1	5	0	0	0	0	0	0	0	0	.286	2	4	0	0	
L. WADE, rf		4	1	1	2	0	0	1	4	2	0	0	0	0	0	0	0	.167	3	0	0	0	
A. RIZZO, 1b		3	0	1	0	1	0	0	2	1	1	0	0	0	0	0	0	.300	9	0	0	0	
J. REALMUTO, c		3	0	0	0	0	0	0	0	2	0	0	0	0	0	0	0	.000	6	0	0	0	0
J. STALLINGS, ph-c		1	0	0	0	0	0	0	0	0	0	0	0	0	0	0	0	.000	1	0	0	0	0
R. McMAHON, 3b		2	1	0	0	0	0	0	0	1	1	0	0	0	0	0	0	.154	0	0	0	0	
S. BIEBER, p		2	1	1	0	0	0	0	1	0	0	0	0	0	0	0	0	.500					
C. KIMBREL, p		0	0	0	0	0	0	0	0	0	0	0	0	0	0	0	0	-					
M. SANO, ph		1	0	0	0	0	0	0	0	0	0	0	0	0	0	0	0	.000	0	0	0	0	
I. HAPP, cf		0	0	0	0	0	0	0	0	0	0	0	0	0	0	0	0	.000	0	0	0	0	
Totals		31	7	8	7	1	0	3	18	8	3	0	0	0	0	0	0	1					
NAME	FT	G	SC	IP	H	R	ER	2B	3B	HR	BF	SO	BB	IBB	HB	SH	SF	WP	BK	IR	ERA		
S. BIEBER, W, 1-0		55	6.2	6	2	2	3	0	0	0	29	4	3	0	0	0	0	0	0	0	0	2.70	
C. KIMBREL, SOP H, 1		.1	0	0	0	0	0	0	1	0	0	0	0	0	0	0	0	0	0	0	0	13.50	
A. CHAFIN, SOP H, 1		1.0	1	0	0	0	0	0	4	0	0	0	0	0	0	0	0	0	0	0	0	9.00	
I. KENNEDY		1.0	1	0	0	1	0	0	4	1	0	0	0	0	0	0	0	0	0	0	0	.00	
Totals		9.0	8	2	2	4	0	0	38	5	3	0	0	0	0	0	0	1					

Michael Brantley gets 3 more hits, but so does Rafael Ortega, whose home run helps keep the Bombers alive with a 7-2 win.



Team	1	2	3	4	5	6	7	8	9	R	H	E	LOB	DP
Beacon Braves	0	0	0	2	2	0	0	0	0	6	6	1	3	0
Bethesda Bambinos	0	0	1	0	1	0	2	0	0	4	6	2	7	0

Beacon Braves (Game 5)																										
NAME	FT	AB	R	HRBI	2B	3B	HR	TB	SO	BB	IBB	HBP	SH	SF	SB	CS	GDP	AVG	PO	A	E	DP	PB			
S. MARTE, cf-If		3	1	1	0	0	0	1	1	1	0	0	0	0	2	1	0	.300	4	0	0	0				
P. GOLDSCHMIDT, 1b		3	1	1	2	0	0	1	4	1	1	0	0	0	1	0	0	.222	7	0	0	0				
J. MARTINEZ, lf		4	1	1	0	0	0	1	0	0	0	0	0	0	0	0	0	.167	1	0	0	0				
H. BADER, cf		0	0	0	0	0	0	0	0	0	0	0	0	0	0	0	0	.600	1	0	0	0				
M. BRANTLEY, rf		3	2	1	0	1	0	0	2	0	1	0	0	0	0	0	0	.688	4	0	0	0				
R. LAUREANO, rf		0	0	0	0	0	0	0	0	0	0	0	0	0	0	0	0	.000	0	0	0	0				
J. SEGURA, 2b		3	0	1	0	0	0	0	1	0	1	0	0	0	1	1	0	.125	0	4	0	0				
N. ARENADO, 3b		3	0	0	0	0	0	0	2	1	0	0	0	0	0	0	0	.063	1	1	1	0				
I. KINER-FALEFA, ss		4	1	0	0	0	0	0	1	0	0	0	0	0	1	0	0	.211	1	1	0	0				
E. DIAZ, c		4	0	1	1	1	0	0	2	1	0	0	0	0	0	0	0	.250	8	0	0	0	0			
M. STROMAN, p		2	0	0	0	0	0	0	2	0	0	0	0	0	0	0	0	.000								
C. SADLER, p		1	0	0	0	0	0	0	1	0	0	0	0	0	0	0	0	.000								
A. LOUP, p		0	0	0	0	0	0	0	0	0	0	0	0	0	0	0	0	-								
J. CHOI, ph		1	0	0	0	0	0	0	0	0	0	0	0	0	0	0	0	.000	0	0	0	0				
D. STECKENRIDER, p		0	0	0	0	0	0	0	0	0	0	0	0	0	0	0	0	-								
Totals		31	6	6	3	2	0	1	11	9	5	0	0	0	5	2	0									

NAME	FT	G	SC	IP	H	R	ER	2B	3B	HR	BF	SO	BB	IBB	HB	SH	SF	WP	BK	IR	ERA					
M. STROMAN		54	4.2	3	2	2	1	1	0	0	19	5	1	0	0	0	1	1	0	0	5.23	0	0	0	0	
C. SADLER, W, 1-0		1.1	3	2	2	2	0	0	0	0	7	1	0	0	0	0	0	0	0	2	4.15	0	0	0	0	
A. LOUP, SOP H, 1		2.0	0	0	0	0	0	0	0	0	9	1	3	0	0	0	0	0	0	1	.00	0	0	0	0	
D. STECKENRIDER, SOP S, 1		1.0	0	0	0	0	0	0	0	0	3	0	1	0	0	0	0	0	0	0	.00	0	1	0	0	
Totals		9.0	6	4	4	3	1	0	0	0	38	7	5	0	0	0	1	1	0	3		27	7	1	0	0

Bethesda Bambinos (Game 5)																										
NAME	FT	AB	R	HRBI	2B	3B	HR	TB	SO	BB	IBB	HBP	SH	SF	SB	CS	GDP	AVG	PO	A	E	DP	PB			
R. ORTEGA, lf		2	0	1	2	0	0	0	1	1	0	0	0	0	1	0	0	.350	2	0	0	0				
B. DRURY, ph-If		1	0	0	0	0	0	0	0	1	0	0	0	0	0	0	0	.000	0	0	0	0				
K. BRYANT, cf		3	0	0	0	0	0	0	0	1	1	0	0	0	0	0	0	.211	2	2	2	0				
C. McHUGH, p		0	0	0	0	0	0	0	0	0	0	0	0	0	0	0	0	-								
J. STALLINGS, ph		1	0	0	0	0	0	0	0	0	0	0	0	0	0	0	0	.000	0	0	0	0				
B. LOWE, 2b		3	0	0	0	0	0	0	0	1	0	0	0	0	0	0	0	.105	0	2	0	0				
E. SOSA, ph-2b		1	0	0	0	0	0	0	0	0	0	0	0	0	0	0	0	.000	1	0	0	0				
C. CORREA, ss		4	0	0	0	0	0	0	0	0	0	0	0	0	0	0	0	.222	1	6	0	0				
L. WADE, rf		4	0	0	0	0	0	0	0	2	0	0	0	0	1	0	0	.125	0	0	0	0				
A. RIZZO, 1b		4	1	1	0	0	0	0	1	0	0	0	0	0	0	0	0	.286	7	0	0	0				
J. REALMUTO, c		3	1	1	0	1	0	0	2	1	1	0	0	0	0	0	0	.063	10	3	0	0	1			
R. McMAHON, 3b		4	1	2	2	2	0	0	4	1	0	0	0	0	0	0	0	.235	3	1	0	0				
A. MANOAH, p		1	1	1	0	0	1	0	3	0	0	0	0	0	0	0	0	.667								
I. HAPP, ph		0	0	0	0	0	0	0	0	0	1	0	0	0	0	0	0	.000	0	0	0	0				
C. KIMBREL, p		0	0	0	0	0	0	0	0	0	0	0	0	0	0	0	0	-								
M. SANO, ph		0	0	0	0	0	0	0	0	0	1	0	0	0	0	0	0	.000	0	0	0	0				
T. WARD, cf		1	0	0	0	0	0	0	0	0	0	0	0	0	0	0	0	.000	1	0	0	0				
Totals		32	4	6	4	3	1	0	11	7	5	0	0	0	1	1	0									

NAME	FT	G	SC	IP	H	R	ER	2B	3B	HR	BF	SO	BB	IBB	HB	SH	SF	WP	BK	IR	ERA					
A. MANOAH, L, 0-1		52	5.0	3	4	2	0	0	1	0	21	6	3	0	0	0	0	0	0	0	3.72	0	0	0	0	
C. KIMBREL		2.0	3	2	1	2	0	0	0	0	9	1	1	0	0	0	0	0	0	0	8.10	0	0	0	0	
C. McHUGH		2.0	0	0	0	0	0	0	0	0	6	2	1	0	0	0	0	0	0	0	.00	0	0	0	0	
Totals		9.0	6	6	3	2	0	1	0	0	36	9	5	0	0	0	0	0	0	0		27	14	2	0	1

Three unearned runs make all the difference as Beacon prevails 6-4 to clinch the series and advance to the World Series. Paul Goldschmidt homered for the Braves.



U-TCBA22 - TCBA TODAY ML2021 PLAYOFF R2 - Club Batting

4 Teams	AVG	OBP	SLG	G	AB	H	2B	3B	HR	R	R/G	SO	BB	LOB	SB	CS	SBP
Beacon Braves	.247	.324	.437	10	316	78	26	2	10	50	5.0	60	36	54	32	8	80.0
Scranton Spanish Flies	.217	.288	.406	14	498	108	18	2	24	58	4.1	130	48	88	36	4	90.0
Bethesda Bambinos	.194	.282	.369	10	320	62	16	2	12	40	4.0	82	38	58	2	2	50.0
Rochester Cheetahs	.174	.274	.351	14	484	84	28	2	18	52	3.7	126	64	94	24	2	92.3
TCBA TODAY ML2021 PLAYOFF R2	.205	.290	.388	24	1618	332	88	8	64	200	8.3	398	186	294	94	16	85.5

U-TCBA22 - TCBA TODAY ML2021 PLAYOFF R2 - Club Pitching

4 Teams	ERA	G	CG	SHO	QS	SV	IP	H	R	ER	HR	SO	BB	HB	WP	BK	OBA
Scranton Spanish Flies	3.04	14	0	0	6	6	136.0	84	52	46	18	126	64	4	2	0	.174
Rochester Cheetahs	3.54	14	2	0	8	2	137.1	108	58	54	24	130	48	4	0	0	.217
Beacon Braves	3.89	10	2	2	2	6	88.0	62	40	38	12	82	38	2	2	0	.194
Bethesda Bambinos	4.60	10	0	0	2	0	86.0	78	50	44	10	60	36	2	0	0	.247
TCBA TODAY ML2021 PLAYOFF R2	3.66	24	4	2	18	14	447.1	332	200	182	64	398	186	12	4	0	.205

U-TCBA22 - TCBA TODAY ML2021 PLAYOFF R2 - Club Fielding

4 Teams	FLD	G	PO	A	E	DP	TP	PB	OSB	OCS	OSBP	OSBA	DER	UER	UERP
Scranton Spanish Flies	.996	14	408	98	2	6	0	6	24	2	92.3	1.588	.803	6	11.5
Rochester Cheetahs	.985	14	412	120	8	6	0	0	36	4	90.0	2.359	.747	4	6.9
Bethesda Bambinos	.983	10	258	98	6	2	0	2	32	8	80.0	3.349	.713	6	12.0
Beacon Braves	.982	10	264	64	6	6	0	4	2	2	50.0	.205	.762	2	5.0
TCBA TODAY ML2021 PLAYOFF R2	.987	24	1342	380	22	20	0	12	94	16	85.5	1.891	.759	18	9.0

The 10 players with the lowest Earned Run Average					The 10 players with the most Earned Runs Prevented				
Name	Tm	Lg	ERA	IP	Name	Tm	Lg	ERPT	
LOPEZ, P.	BB	TY	.00	9.0	LOPEZ, P.	BB	TY	3.7	
MINOR, M.	RO	TY	1.00	9.0	MINOR, M.	RO	TY	2.7	
ANDERSON, B.	RO	TY	1.29	7.0	VALDEZ, F.	SS	TY	2.0	
URQUIDY, J.	BT	TY	1.80	5.0	ANDERSON, B.	RO	TY	1.8	
VALDEZ, F.	SS	TY	2.19	12.1	URQUIDY, J.	BT	TY	1.0	
BIEBER, S.	BT	TY	2.70	6.2	BIEBER, S.	BT	TY	.7	
McCLANAHAN, S.	SS	TY	3.27	11.0	McCLANAHAN, S.	SS	TY	.5	
MANOAH, A.	BT	TY	3.72	9.2	MANOAH, A.	BT	TY	-.1	
MORTON, C.	RO	TY	4.22	10.2	MORTON, C.	RO	TY	-.7	
OHTANI, S.	RO	TY	4.50	12.0	OHTANI, S.	RO	TY	-1.1	

The 10 players with the most Innings Pitched					The 11 players with the lowest Opposition Batting Average				
Name	Tm	Lg	IP	G	Name	Tm	Lg	OBA	
PERALTA, F.	SS	TY	13.1	2	SWANSON, E.	SS	TY	.000	
VALDEZ, F.	SS	TY	12.1	2	McHUGH, C.	BT	TY	.000	
OHTANI, S.	RO	TY	12.0	2	LOPEZ, P.	BB	TY	.037	
McCLANAHAN, S.	SS	TY	11.0	3	PRESSLY, R.	BB	TY	.071	
MORTON, C.	RO	TY	10.2	2	BOXBERGER, B.	RO	TY	.083	
STROMAN, M.	BB	TY	10.1	2	RODRIGUEZ, R.	SS	TY	.091	
MANOAH, A.	BT	TY	9.2	2	CHAVEZ, J.	SS	TY	.100	
LOPEZ, P.	BB	TY	9.0	1	MAHLE, T.	SS	TY	.111	
MINOR, M.	RO	TY	9.0	1	VALDEZ, F.	SS	TY	.119	
ANDERSON, B.	RO	TY	7.0	2					2 players tied at 0.125

The 10 players with the most Strikeouts					The 10 players with the highest Strikeouts Per 9 Innings, Starting				
Name	Tm	Lg	SO	IP	Name	Tm	Lg	SO/9-s	
PERALTA, F.	SS	TY	20	13.1	PERALTA, F.	SS	TY	13.5	
STROMAN, M.	BB	TY	14	10.1	STROMAN, M.	BB	TY	12.2	
VALDEZ, F.	SS	TY	11	12.1	MANOAH, A.	BT	TY	9.3	
MANOAH, A.	BT	TY	10	9.2	MORTON, C.	RO	TY	8.4	
MORTON, C.	RO	TY	10	10.2	VALDEZ, F.	SS	TY	8.0	
McCLANAHAN, S.	SS	TY	10	11.0	LOPEZ, P.	BB	TY	8.0	
ANDERSON, B.	RO	TY	8	7.0	MINOR, M.	RO	TY	8.0	
LOPEZ, P.	BB	TY	8	9.0	McCLANAHAN, S.	SS	TY	7.8	
MINOR, M.	RO	TY	8	9.0	OHTANI, S.	RO	TY	6.0	
OHTANI, S.	RO	TY	8	12.0	BIEBER, S.	BT	TY	5.4	

The 10 players with the lowest Baserunners Per 9 Innings, Starting					The 10 players with the highest Baserunners Per 9 Innings, Starting				
Name	Tm	Lg	BR/9-s	IP-s	Name	Tm	Lg	BR/9-s	
LOPEZ, P.	BB	TY	3.0	9.0	MILEY, W.	BT	TY	16.2	
URQUIDY, J.	BT	TY	5.4	5.0	McCLANAHAN, S.	SS	TY	14.8	
VALDEZ, F.	SS	TY	5.8	12.1	STROMAN, M.	BB	TY	13.1	
OHTANI, S.	RO	TY	10.5	12.0	PERALTA, F.	SS	TY	12.2	
MINOR, M.	RO	TY	11.0	9.0	BIEBER, S.	BT	TY	12.2	
MORTON, C.	RO	TY	11.8	10.2	MANOAH, A.	BT	TY	12.1	
MANOAH, A.	BT	TY	12.1	9.2	MORTON, C.	RO	TY	11.8	
PERALTA, F.	SS	TY	12.2	13.1	MINOR, M.	RO	TY	11.0	
BIEBER, S.	BT	TY	12.2	6.2	OHTANI, S.	RO	TY	10.5	
STROMAN, M.	BB	TY	13.1	10.1	VALDEZ, F.	SS	TY	5.8	

The 10 players with the highest Batting Average					The 10 players with the highest Slugging Average				
Name	Tm	Lg	AVG	PA	Name	Tm	Lg	SLG	PA
BRANTLEY, M.	BB	TY	.688	17	RUF, D.	SS	TY	1.200	23
RUF, D.	SS	TY	.400	23	BRANTLEY, M.	BB	TY	1.188	17
ALTUVE, J.	RO	TY	.357	31	ALTUVE, J.	RO	TY	.821	31
ORTEGA, R.	BT	TY	.350	21	CORREA, C.	BT	TY	.722	20
MARTE, S.	BB	TY	.300	22	GOLDSCHMIDT, P.	BB	TY	.667	22
ROBERT, L.	SS	TY	.296	28	DIAZ, E.	BB	TY	.625	19
RIZZO, A.	BT	TY	.286	19	POLANCO, J.	SS	TY	.621	32
POLLOCK, A.	RO	TY	.261	28	ORTEGA, R.	BT	TY	.550	21
VARSHO, D.	SS	TY	.250	27	MACHADO, M.	SS	TY	.462	29
DIAZ, E.	BB	TY	.250	19	VARSHO, D.	SS	TY	.417	27

The 10 players with the highest On Base Percentage					The 10 players with the most Runs Created				
Name	Tm	Lg	OBP	PA	Name	Tm	Lg	RC	PA
BRANTLEY, M.	BB	TY	.706	17	BRANTLEY, M.	BB	TY	13.6	17
RUF, D.	SS	TY	.478	23	RUF, D.	SS	TY	10.8	23
RIZZO, A.	BT	TY	.474	19	ALTUVE, J.	RO	TY	9.8	31
ALTUVE, J.	RO	TY	.419	31	POLLOCK, A.	RO	TY	4.8	28
POLLOCK, A.	RO	TY	.393	28	GOLDSCHMIDT, P.	BB	TY	4.6	22
DIAZ, E.	BB	TY	.368	19	POLANCO, J.	SS	TY	4.2	32
MARTE, S.	BB	TY	.364	22	ROBERT, L.	SS	TY	4.1	28
TURNER, J.	RO	TY	.345	29	CORREA, C.	BT	TY	4.1	20
VARSHO, D.	SS	TY	.333	27	DIAZ, E.	BB	TY	3.9	19
ORTEGA, R.	BT	TY	.333	21	ORTEGA, R.	BT	TY	3.8	21

The 17 players with the most Runs Scored					The 10 players with the most Runs Batted In				
Name	Tm	Lg	R	PA	Name	Tm	Lg	RBI	PA
RUF, D.	SS	TY	7	23	ALTUVE, J.	RO	TY	9	31
BRANTLEY, M.	BB	TY	6	17	POLANCO, J.	SS	TY	8	32
CORREA, C.	BT	TY	5	20	CORREA, C.	BT	TY	6	20
ALTUVE, J.	RO	TY	5	31	RUF, D.	SS	TY	6	23
POLANCO, J.	SS	TY	5	32	ORTEGA, R.	BT	TY	5	21
ORTEGA, R.	BT	TY	4	21	GOLDSCHMIDT, P.	BB	TY	5	22
GOLDSCHMIDT, P.	BB	TY	4	22	CRAWFORD, B.	RO	TY	5	31
CRAWFORD, B.	RO	TY	4	31	BRANTLEY, M.	BB	TY	4	17
				9 players tied at 3	DIAZ, E.	BB	TY	4	19
					VARSHO, D.	SS	TY	4	27

The 11 players with the most Hits					The 10 players with the most Doubles				
Name	Tm	Lg	H	PA	Name	Tm	Lg	2B	PA
BRANTLEY, M.	BB	TY	11	17	BRANTLEY, M.	BB	TY	5	17
ALTUVE, J.	RO	TY	10	31	McMAHON, R.	BT	TY	3	18
RUF, D.	SS	TY	8	23	DIAZ, E.	BB	TY	3	19
ROBERT, L.	SS	TY	8	28	POLLOCK, A.	RO	TY	3	28
ORTEGA, R.	BT	TY	7	21	MACHADO, M.	SS	TY	3	29
MARTE, S.	BB	TY	6	22	SCHWINDEL, F.	RO	TY	3	30
VARSHO, D.	SS	TY	6	27	BADER, H.	BB	TY	2	5
POLLOCK, A.	RO	TY	6	28	GOLDSCHMIDT, P.	BB	TY	2	22
MACHADO, M.	SS	TY	6	29	GARVER, M.	RO	TY	2	31
				2 players tied at 5	OHTANI, S.	RO	TY	2	31

T C B A



Beacon sat down on Fri Morning in Harrisburg to do battle with Bethesda in a Semi Final Matchup. The Scranton GM had a box seat close to the action, to scout out both squads, as the Spanflies would be playing the winner of this match in the Finals.

Although I don't have the F file of that semi-final match, I recall that Beacon 'had their way' with the Bambino's.....stole a lot of bases, and drove in a lot of runs. Braves went out to a 3-0 game lead, and there was buzz in the room of the Bambino's 'pulling a Rochester', by losing the first 3, then turning it around and winning the next 4.

And Bethesda began copying that strategy right away..., winning game 4. The problem they had was in winning any of the next 3. In this case, the next 1. Beacon took game 5, and the series win, by a 4 game to 1 game score.

This gave the Braves 2 days of rest to get the bullpen to full power, and set up the rotation. As much as the Scranton GM was hoping for some injuries to happen in that semi-final matchup, the Braves emerged unscathed.

So they advanced to the World Series versus a Scranton team that wrestled and wrangled with Rochester for a full 7 games. No Rest for the Wicked" would be the appropriate summation of Scranton's condition heading into the World Series.



WORLD SERIES: Beacon vs Scranton

It was Standing Room Only (except for those that were seated and watching on their laptops via Zoom)
It was brought up that of the almost 50 season history of Tcba Today.....Beacon and Scranton had NEVER met in a Playoff World Series for the Plaque. Either they were never Playoff Quality at the same time; or one of us would get knocked off before it reached the Final Series.
So two Original members finally face off to see who's the Alpha.



(at least that's what a matchup might have looked like a couple decades ago)



This week-end though,
.....
it was more like this:

And we both vowed to play until a winner was unveiled, or until our current prescriptions needed to be refilled. (that is several levels below “Last Man Standing”. Not sure either of us would have been answering the bell very many rounds in that kind of cage match.)

To look at a ‘snapshot’ of what our two teams are bringing into the Championship, here’s a quick review of the two teams after playing the 162 game Regular Season:

U-TCBA22 - TCBA TODAY ML2021 - Club Fielding

24 Teams	FLD	G	PO	A	E
Scranton Spanish Flies	.987	162	4404	1400	75
Morgantown Raiders	.987	162	4435	1450	79
Beacon Braves	.985	162	4470	1395	87

Scranton tied for the League Lead in Fielding Percentage, but the Braves were no slouch, coming in 3rd at getting to the ball cleanly and getting outs. So we can expect some tight, well played games.

U-TCBA22 - TCBA TODAY ML2021 - Club Batting

24 Teams	AVG	OBP	SLG	G	AB	H	2B	3B	HR	R	R/G
Rochester Cheetahs	.272	.346	.478	162	5625	1532	296	22	272	959	5.9
Beacon Braves	.264	.320	.432	162	5648	1491	299	36	193	817	5.0
West Coast Wrecking Crew	.263	.330	.461	162	5647	1484	259	20	273	861	5.3
Farmington River Rats	.253	.317	.415	162	5597	1417	257	19	203	752	4.6
Scranton Spanish Flies	.251	.323	.411	162	5638	1417	286	19	193	795	4.9

Beacon finished 2nd in Offense in the league, and Scranton 5th. Both of us with exactly the same number of Home Runs.....and almost the same R/G.

U-TCBA22 - TCBA TODAY ML2021 - Club Pitching

24 Teams	ERA	G	CG	SHO	QS	SV	IP	H	R
Beacon Braves	2.71	162	6	5	85	65	1490.0	1007	477
Waukesha Freeman	2.95	162	5	3	101	46	1453.0	1066	559
Bethesda Bambinos	3.16	162	6	5	98	54	1485.2	1171	575
Long Island Islanders	3.27	162	28	10	95	41	1478.0	1191	605
Scranton Spanish Flies	3.32	162	1	1	76	47	1468.0	1150	578

Pitching-wise: The Braves had one of the most well balanced, fully stocked, pitching staffs, both starting and relieving, that the league has seen in these Modern times. High grades, control, and a bullpen that was both many, and alternate handed. Over the course of the season, they allowed more than 80 runs LESS than the runner up!

Scranton finished 5th best in ERA, more than .60 earned runs a game more than Beacon. That ain’t a little.

Okay, here we go!

GAME 1...

Scranton's Adrian Houser goes SIX shutout innings, and 3 relievers finish up with 3 more zero's.... as Scranton handcuffs the Beacon hitters en route to a 3-0 Opening Game Win!



Team	1	2	3	4	5	6	7	8	9	R	H	E	LOB	DP
Scranton Spanish Flies	2	0	0	0	0	0	0	0	1	3	5	0	7	0
Beacon Braves	0	0	0	0	0	0	0	0	0	0	3	1	3	2

Scranton Spanish Flies (Game 1)																								
NAME	FT	AB	R	HR	BI	2B	3B	HR	TB	SO	BB	IBB	HBP	SH	SF	SB	CS	GDP	AVG	PO	A	E	DP	PB
M. STRAW, cf		5	0	0	0	0	0	0	0	0	0	0	0	0	0	0	0	0	0.000	3	0	0	0	0
N. LOPEZ, ss		3	1	0	0	0	0	0	0	1	1	0	0	0	0	0	0	0	0.000	4	2	0	0	0
J. POLANCO, 2b		2	1	0	0	0	0	0	0	2	0	0	0	0	0	0	0	0	0.000	0	2	0	0	0
L. ROBERT, rf		3	0	0	0	0	0	0	0	0	0	0	1	0	0	0	0	0	0.000	3	0	0	0	0
M. MACHADO, 3b		2	0	0	1	0	0	0	0	1	0	0	0	1	0	0	0	0	0.000	0	5	0	0	0
D. RUF, lf		3	0	1	1	0	0	0	1	0	0	0	0	0	0	0	0	1	.333	0	0	0	0	0
J. CHAVEZ, p		0	0	0	0	0	0	0	0	0	0	0	0	0	0	0	0	0	-					
P. SMITH, ph		1	1	1	1	0	0	1	4	0	0	0	0	0	0	0	0	0	1.000	0	0	0	0	0
O. NARVAEZ, c		0	0	0	0	0	0	0	0	0	0	0	0	0	0	0	0	0	-	1	0	0	0	0
B. BELT, 1b		4	0	0	0	0	0	0	0	2	0	0	0	0	0	0	0	0	0.000	10	0	0	0	0
D. VARSHO, c		4	0	2	0	0	0	0	2	0	0	0	0	0	0	0	0	0	0.500	6	1	0	0	0
R. RODRIGUEZ, p		0	0	0	0	0	0	0	0	0	0	0	0	0	0	0	0	0	-					
A. HOUSER, p		2	0	0	0	0	0	0	2	1	0	0	0	0	0	0	0	0	0.000					
R. BLEIER, p		0	0	0	0	0	0	0	0	0	0	0	0	0	0	0	0	0	-					
W. MYERS, lf		1	0	1	0	1	0	0	2	0	0	0	0	0	0	0	0	0	0.1000	0	0	0	0	0
Totals		30	3	5	3	1	0	1	9	5	5	0	1	0	0	0	0	1						

NAME	FT	G	SC	IP	H	R	ER	2B	3B	HR	BF	SO	BB	IBB	HB	SH	SF	WP	BK	IR	ERA	
A. HOUSER, W, 1-0		72	6.0	2	0	0	1	0	0	0	21	5	1	0	0	0	0	0	0	0	0	.00
R. BLEIER, SOP H, 1		1.1	1	0	0	0	0	0	0	0	4	1	0	0	0	0	0	0	0	0	1	.00
J. CHAVEZ, SOP H, 1		.2	0	0	0	0	0	0	0	0	2	0	0	0	0	0	0	0	0	0	1	.00
R. RODRIGUEZ, SOP S, 1		1.0	0	0	0	0	0	0	0	0	3	1	0	0	0	0	0	0	0	0	0	.00
Totals		9.0	3	0	0	1	0	0	0	0	30	7	1	0	0	0	0	0	0	0	2	

Beacon Braves (Game 1)																									
NAME	FT	AB	R	HR	BI	2B	3B	HR	TB	SO	BB	IBB	HBP	SH	SF	SB	CS	GDP	AVG	PO	A	E	DP	PB	
S. MARTE, cf		4	0	0	0	0	0	0	0	0	0	0	0	0	0	0	0	0	0.000	6	0	0	0	0	
P. GOLDSCHMIDT, 1b		4	0	0	0	0	0	0	0	3	0	0	0	0	0	0	0	0	0.000	10	1	0	2	0	
J. MARTINEZ, lf		3	0	1	0	0	0	0	1	1	0	0	0	0	0	0	0	0	.333	0	0	0	0	0	
R. LAUREANO, pr-lf		1	0	0	0	0	0	0	0	1	0	0	0	0	0	0	1	0	.000	1	0	0	0	0	
M. BRANTLEY, rf		3	0	1	0	1	0	0	2	1	0	0	0	0	0	0	0	0	.333	2	0	0	0	0	
J. SEGURA, 2b		3	0	0	0	0	0	0	0	0	0	0	0	0	0	0	0	0	0.000	0	2	0	0	0	
N. ARENADO, 3b		3	0	0	0	0	0	0	0	0	0	0	0	0	0	0	0	0	0.000	0	1	0	0	0	
I. KINER-FALEFA, ss		3	0	1	0	0	0	0	1	0	0	0	0	0	0	0	1	0	.333	2	5	0	2	0	
E. DIAZ, c		3	0	0	0	0	0	0	0	0	0	0	0	0	0	0	0	0	.000	6	0	0	0	0	
M. STROMAN, p		1	0	0	0	0	0	0	0	1	0	0	0	0	0	0	0	0	0.000						
R. PRESSLY, p		0	0	0	0	0	0	0	0	0	0	0	0	0	0	0	0	0	-						
J. CHOI, ph		0	0	0	0	0	0	0	0	0	1	0	0	0	0	0	0	0	-	0	0	0	0	0	
W. CASTRO, pr		0	0	0	0	0	0	0	0	0	0	0	0	0	0	0	0	0	-	0	0	0	0	0	
L. JACKSON, p		0	0	0	0	0	0	0	0	0	0	0	0	0	0	0	0	0	-						
R. THOMPSON, p		0	0	0	0	0	0	0	0	0	0	0	0	0	0	0	0	0	-						
H. BADER, ph		1	0	0	0	0	0	0	0	0	0	0	0	0	0	0	0	0	.000	0	0	0	0	0	
D. STECKENRIDER, p		0	0	0	0	0	0	0	0	0	0	0	0	0	0	0	0	0	-						
C. SADLER, p		0	0	0	0	0	0	0	0	0	0	0	0	0	0	0	0	0	-						
Totals		29	0	3	0	1	0	0	4	7	1	0	0	0	0	0	1	1	0						

NAME	FT	G	SC	IP	H	R	ER	2B	3B	HR	BF	SO	BB	IBB	HB	SH	SF	WP	BK	IR	ERA
M. STROMAN, L, 0-1		60	5.1	2	2	0	0	0	0	0	23	4	4	0	1	0	1	0	0	0	.00
R. PRESSLY		.2	0	0	0	0	0	0	0	0	1	0	0	0	0	0	0	0	0	2	.00
L. JACKSON		1.0	1	0	0	0	0	0	0	0	5	1	1	0	0	0	0	0	0	0	.00
R. THOMPSON		1.0	0	0	0	0	0	0	0	0	3	0	0	0	0	0	0	0	0	0	.00
D. STECKENRIDER		.2	2	1	1	1	0	1	4	0	0	0	0	0	0	0	0	0	0	13.50	
C. SADLER		.1	0	0	0	0	0	0	1	0	0	0	0	0	0	0	0	0	0	1	.00
Totals		9.0	5	3	1	1	0	1	37	5	5	0	1	0	1	0	1	0	0	3	

GAME 4.....

Beacon Bats Breakout Bigly!

Michael Brantley with 3 hits, and Einar Diaz with a Monster 3 run dinger! This one downgrades Scranton pitcher, Framber Valdez, as Beacon puts up a Six Spot in the 4th inning. They don't score anymore after this.....but they don't have to. The Brave pitching holds down the Scranton bats, and Beacon WINS this one 6-2.

On top of that, they hit often-injured Luis Robert with two fastballs. He goes to the ground each time, but somehow stands up and trots to firstbase. We breathe a sigh of relief.

The Braves live to see another day, and wonder if this was where the momentum changes and swings Beacon's way.

Beacon Braves at Scranton Spanish Flies														
Team	1	2	3	4	5	6	7	8	9	R	H	E	LOB	DP
Beacon Braves	0	0	0	6	0	0	0	0	0	6	6	0	5	0
Scranton Spanish Flies	0	1	0	0	0	1	0	0	0	2	5	1	8	1

Beacon Braves (Game 4)																								
NAME	FT	AB	R	HR	BI	2B	3B	HR	TB	SO	BB	IBB	HBP	SH	SF	SB	CS	GDP	AVG	PO	A	E	DP	PB
S. MARTE, rf-cf		4	1	0	0	0	0	0	0	1	1	0	0	0	0	2	0	0	.118	2	0	0	0	0
P. GOLDSCHMIDT, 1b		3	1	0	0	0	0	0	0	2	2	0	0	0	0	2	0	0	.118	9	0	0	0	0
J. MARTINEZ, lf		3	0	0	0	0	0	0	0	1	1	0	0	0	0	0	0	0	.071	0	0	0	0	0
F. MONTAS, p		0	0	0	0	0	0	0	0	0	0	0	0	0	0	0	0	0	-					
J. SEGURA, 2b		3	1	0	0	0	0	0	0	1	1	0	0	0	0	0	0	0	.063	3	2	0	0	0
H. BADER, cf		1	0	0	0	0	0	0	0	0	0	0	0	0	0	0	0	0	.000	1	0	0	0	0
M. BRANTLEY, rf		3	1	3	1	0	1	0	5	0	0	0	0	0	0	0	0	0	.538	0	0	0	0	0
N. ARENADO, 3b		4	1	1	1	0	0	0	1	0	0	0	0	0	0	0	0	0	.063	1	3	0	0	0
I. KINER-FALEFA, ss		4	0	0	0	0	0	0	0	0	0	0	0	0	0	0	0	0	.353	0	3	0	0	0
E. DIAZ, c		4	1	1	3	0	0	1	4	3	0	0	0	0	0	0	0	0	.250	11	1	0	0	0
G. COLE, p		1	0	0	0	0	0	0	0	1	0	0	0	0	0	0	0	0	.000					
L. JACKSON, p		1	0	0	0	0	0	0	0	1	0	0	0	0	0	0	0	0	.000					
L. TRIVINO, p		0	0	0	0	0	0	0	0	0	0	0	0	0	0	0	0	0	-					
P. REYES, ph		1	0	0	0	0	0	0	0	0	0	0	0	0	0	0	0	0	.000	0	0	0	0	0
R. LAUREANO, lf		1	0	1	0	0	0	0	1	0	0	0	0	0	0	0	0	0	.500	0	0	0	0	0
Totals		33	6	6	5	0	1	1	11	10	5	0	0	0	0	4	0	1						

NAME	FT	G	SC	IP	H	R	ER	2B	3B	HR	BF	SO	BB	IBB	HB	SH	SF	WP	BK	IR	ERA
G. COLE		49	2.0	2	1	1	0	0	0	0	10	2	1	0	1	0	0	0	0	0	4.50
L. JACKSON, W, 1-1		3.0	1	0	0	0	0	0	0	0	10	4	0	0	0	1	0	0	0	1	2.08
L. TRIVINO, SOP H, 1		1.0	1	1	1	0	1	0	1	0	5	1	0	0	1	0	0	0	0	0	9.00
F. MONTAS, SOP S, 1		3.0	1	0	0	0	0	0	0	0	12	3	2	0	0	0	0	0	0	0	.00
Totals		9.0	5	2	2	0	1	0	0	0	37	10	3	0	2	1	0	0	0	1	

INJURIES : H. BADER (20 days)



Scranton Spanish Flies (Game 4)																								
NAME	FT	AB	R	HR	BI	2B	3B	HR	TB	SO	BB	IBB	HBP	SH	SF	SB	CS	GDP	AVG	PO	A	E	DP	PB
N. LOPEZ, ss		5	0	1	0	0	0	0	1	1	0	0	0	0	0	0	0	0	.176	1	3	0	1	0
G. LUX, rf		4	0	0	0	0	0	0	0	1	0	0	0	0	0	0	0	0	.077	3	0	0	0	0
J. POLANCO, 2b		4	0	0	0	0	0	0	0	1	0	0	0	0	0	0	0	0	.067	3	3	0	1	0
L. ROBERT, cf		2	2	0	0	0	0	0	0	1	0	0	2	0	0	1	0	0	.214	1	0	0	0	0
M. MACHADO, 3b		4	0	1	1	0	0	0	3	1	0	0	0	0	0	0	0	0	.200	0	2	1	0	0
D. RUF, lf		2	0	0	0	0	0	0	0	1	1	0	0	0	0	0	0	0	.111	0	0	0	0	0
S. McCLANAHAN, p		0	0	0	0	0	0	0	0	0	0	0	0	0	0	0	0	0	-					
J. ROJAS, ph		1	0	0	0	0	0	0	0	0	0	0	0	0	0	0	0	0	.000	0	0	0	0	0
B. BELT, 1b		4	0	1	1	0	0	0	1	3	0	0	0	0	0	0	0	0	.063	9	0	0	1	0
D. VARSHO, c		4	0	2	0	0	0	0	2	1	0	0	0	0	0	0	0	0	.357	10	1	0	0	0
F. VALDEZ, p		1	0	0	0	0	0	0	0	0	0	0	0	0	1	0	0	0	.000					
M. STRAW, lf		0	0	0	0	0	0	0	0	0	2	0	0	0	0	0	0	0	.222	0	0	0	0	0
Totals		31	2	5	2	0	1	0	7	10	3	0	2	1	0	1	0	0						

NAME	FT	G	SC	IP	H	R	ER	2B	3B	HR	BF	SO	BB	IBB	HB	SH	SF	WP	BK	IR	ERA
F. VALDEZ, L, 0-1		47	6.2	4	6	5	0	1	1	30	8	5	0	0	0	0	0	0	0	0	6.75
S. McCLANAHAN		2.1	2	0	0	0	0	0	0	8	2	0	0	0	0	0	0	0	0	2	.00
Totals		9.0	6	6	5	0	1	1	38	10	5	0	0	0	0	0	0	0	2		

GAME 5....

Beacon throws their Ace, Strohman in the hopes that he can be effective this time.....but he was not. We knock him out of the game before the 3rd inning. Scranton scores FIVE in the 3rd inning and Stohman's going to the showers. Brandon Belt wakes up and strokes a 2 run homer to finally contribute some offense to Scranton's cause. Beacon doesn't pout about it, they keep plugging away, tallying single runs in 5 out of the first 8 innings. The Braves put up FOUR homers in this game. Two by Goldschmidt. They tie it up 5-5.

Bot 8th.....

Beacon has their stud reliever, Aaron Lefty Loup on the mound. His grade 25 is a killer on my lefty hitters....his 1st inning of relief went 1-2-3. But now, in his 2nd inning, he might be getting a little tired. He gives up a hit and run single to Lux, a lefty, and up steps yet another lefthanded hitter in Brandon Belt. We already pulled Ruf and our other firstbaseman, Pavin Smith was used to pinch hit. So we gotta keep Belt in the game, and at the plate, his minus 3 handicap be damned. At this point, we don't even know if its possible to get a base hit against a Net Grade 28.

And then we get the answer to that: Yes it is! A HOMER!

He buries it! It more than clears the rightfield fence for a three run homer, Belts 2nd in the game. This puts us ahead 8-5 and Beacon will be down to their last 3 outs.

Top 9.....Generic reliever Rich Rodriguez takes the mound for Scranton, looking for those 3 outs. Rodriguez has been out of ML baseball all season, so he's kind of an Innocuous guy to be in the game with a World Series on the line.

Rich gives up a single and double, and a single run, but he gets the third out before any more runs score, and Scranton WINS the game 8-6!

And we win the World Series 4 games to 1.

Team	1	2	3	4	5	6	7	8	9	R	H	E	LOB	DP
Beacon Braves	1	1	0	0	1	0	1	1	1	6	8	1	7	0
Scranton Spanish Flies	0	0	5	0	0	0	0	3		8	8	0	5	1

Beacon Braves (Game 5)																								
NAME	FT	AB	R	HR	BI	2B	3B	HR	TB	SO	BB	IBB	HBP	SH	SF	SB	CS	GDP	AVG	PO	A	E	DP	PB
S. MARTE, cf		5	1	1	0	0	0	0	1	1	0	0	0	0	0	0	0	0	.136	4	0	1	0	
P. GOLDSCHMIDT, 1b		4	2	3	3	1	0	2	10	0	1	0	0	0	0	1	0	0	.238	4	0	0	0	
J. MARTINEZ, lf		4	1	1	1	0	0	1	4	0	0	0	0	0	0	0	0	0	.111	3	0	0	0	
A. LOUP, p		0	0	0	0	0	0	0	0	0	0	0	0	0	0	0	0	0	-					
R. PEREZ, ph		1	0	0	0	0	0	0	0	0	0	0	0	0	0	0	0	0	.000	0	0	0	0	
M. BRANTLEY, rf		4	0	1	0	1	0	0	2	0	0	0	0	0	0	0	0	0	.471	0	0	0	0	
P. REYES, pr-lf		1	1	0	0	0	0	0	0	1	0	0	0	0	0	0	0	0	.000	0	0	0	0	
J. SEGURA, 2b		3	0	0	0	0	0	0	0	0	1	0	0	0	0	0	0	0	.053	0	2	0	0	
N. ARENADO, 3b		2	1	1	1	0	0	1	4	0	2	0	0	0	0	0	0	0	.111	0	2	0	0	
I. KINER-FALEFA, ss		4	0	1	1	1	0	0	2	0	0	0	0	0	0	1	0	1	.333	1	0	0	0	
E. DIAZ, c		2	0	0	0	0	0	0	0	0	2	0	0	0	0	0	0	0	.222	10	0	0	0	
M. STROMAN, p		1	0	0	0	0	0	0	0	1	0	0	0	0	0	0	0	0	.000					
D. STECKENRIDER, p		0	0	0	0	0	0	0	0	0	0	0	0	0	0	0	0	0	-					
J. CHOI, ph		1	0	0	0	0	0	0	0	0	0	0	0	0	0	0	0	0	.000	0	0	0	0	
R. PRESSLY, p		0	0	0	0	0	0	0	0	0	0	0	0	0	0	0	0	0	-					
W. CASTRO, ph		1	0	0	0	0	0	0	0	1	0	0	0	0	0	0	0	0	.333	0	0	0	0	
R. LAUREANO, lf-rf		1	0	0	0	0	0	0	0	1	0	0	0	0	0	0	0	0	.400	2	0	0	0	
Totals		34	6	8	6	3	0	4	23	5	6	0	0	0	0	2	0	1						

NAME	FT	G	SC	IP	H	R	ER	2B	3B	HR	BF	SO	BB	IBB	HB	SH	SF	WP	BK	IR	ERA				
M. STROMAN		36	2.2	4	4	4	1	1	0	15	4	2	0	0	0	0	0	0	0	4.50	0	1	0	0	
D. STECKENRIDER		.1	1	1	1	0	0	1	2	0	0	0	0	0	0	0	0	0	1	6.75	0	0	0	0	
R. PRESSLY		3.0	1	0	0	0	0	0	0	11	3	1	0	0	0	0	0	0	0	.00	0	0	0	0	
A. LOUP, L, 0-1		2.0	2	3	3	0	0	1	9	1	1	0	0	0	0	0	0	0	0	5.40	0	0	0	0	
Totals		8.0	8	8	8	1	1	2	37	8	4	0	0	0	0	0	0	0	1		24	5	1	0	0

Scranton Spanish Flies (Game 5)																								
NAME	FT	AB	R	HR	BI	2B	3B	HR	TB	SO	BB	IBB	HBP	SH	SF	SB	CS	GDP	AVG	PO	A	E	DP	PB
M. STRAW, cf		4	0	0	0	0	0	0	0	1	1	0	0	0	0	0	0	0	.154	2	0	0	0	
N. LOPEZ, ss		4	1	2	0	0	1	0	4	0	0	0	0	0	0	0	0	0	.238	2	4	0	1	
J. POLANCO, 2b		3	1	1	1	0	0	0	1	0	1	0	0	0	0	0	0	0	.111	6	4	0	1	
L. ROBERT, rf		4	0	0	0	0	0	0	0	1	0	0	0	0	0	0	0	0	.167	0	0	0	0	
M. MACHADO, 3b		3	2	1	1	1	0	0	2	0	1	0	0	0	0	0	0	0	.222	0	5	0	0	
D. RUF, lf		2	1	1	1	0	0	0	1	1	0	0	0	0	0	0	0	0	.182	0	0	0	0	
G. LUX, lf		2	1	1	0	0	0	0	1	0	0	0	0	0	0	0	0	0	.133	0	0	0	0	
B. BELT, 1b		4	2	2	5	0	0	2	8	2	0	0	0	0	0	0	0	0	.150	12	0	0	1	
D. VARSHO, c		3	0	0	0	0	0	0	0	1	1	0	0	0	0	0	0	0	.294	3	0	0	0	
R. RODRIGUEZ, p		0	0	0	0	0	0	0	0	0	0	0	0	0	0	0	0	0	-					
A. HOUSER, p		2	0	0	0	0	0	0	0	2	0	0	0	0	0	0	0	0	.000					
P. SMITH, ph		1	0	0	0	0	0	0	0	0	0	0	0	0	0	0	0	0	.500	0	0	0	0	
B. TREINEN, p		0	0	0	0	0	0	0	0	0	0	0	0	0	0	0	0	0	.000					
B. RODGERS, ph	I	1	0	0	0	0	0	0	0	0	0	0	0	0	0	0	0	0	.000	0	0	0	0	
O. NARVAEZ, c		0	0	0	0	0	0	0	0	0	0	0	0	0	0	0	0	0	-	2	0	0	0	0
Totals		33	8	8	8	1	1	2	17	8	4	0	0	0	0	0	0	0						

NAME	FT	G	SC	IP	H	R	ER	2B	3B	HR	BF	SO	BB	IBB	HB	SH	SF	WP	BK	IR	ERA				
A. HOUSER		50	6.0	3	3	3	0	0	3	26	2	6	0	0	0	0	0	0	0	2.25	0	1	0	0	
B. TREINEN, SOP BS, 1; W, 2-0		2.0	3	2	2	2	0	1	9	1	0	0	0	0	0	0	0	0	0	4.15	0	0	0	0	
R. RODRIGUEZ, SOP S, 2		1.0	2	1	1	1	0	0	5	2	0	0	0	0	0	0	0	0	0	1.93	0	0	0	0	
Totals		9.0	8	6	6	3	0	4	40	5	6	0	0	0	0	0	0	0			27	14	0	1	0



End of series team category stats look like this:

U-TCBA22 - TCBA TODAY ML2021 World Series - Club Fielding

2 Teams	FLD	G	PO	A	E	DP	TP	PB	OSB	OCS
Scranton Spanish Flies	.990	5	147	53	2	3	0	0	13	3
Beacon Braves	.989	5	141	42	2	3	0	0	1	0

Fielding was pretty much even, with both teams botching 2 plays. But the BIG difference comes in the stolen bases. Scranton only stole ONE

base, as the +6 on the Beacon Catcher scared the bejeebers out of our runners, and they hugged firstbase when they got there. Beacon, on the other hand, ran like Richard Pryor on crack, as the Brave runners rack up 13 stolen bases against Daulton Varsho, who then tells us that he's a pretty fine outfielder, and why don't we use him there nex season?

U-TCBA22 - TCBA TODAY ML2021 World Series - Club Pitching

2 Teams	ERA	G	CG	SHO	QS	SV	IP	H	R	ER	HR	SO	BB
Scranton Spanish Flies	2.76	5	0	0	3	3	49.0	35	16	15	5	46	17
Beacon Braves	3.26	5	0	0	1	1	47.0	30	19	17	4	42	17

Pitching-wise....the two teams were fairly even....not all that many runs scored for a 5 game series.

U-TCBA22 - TCBA TODAY ML2021 World Series - Club Batting

2 Teams	AVG	OBP	SLG	G	AB	H	2B	3B	HR	R	R/G	SO	BB	LOB
Beacon Braves	.197	.267	.365	5	178	35	11	2	5	16	3.2	46	17	32
Scranton Spanish Flies	.180	.265	.293	5	167	30	3	2	4	19	3.8	42	17	30

Batting....neither team has anything to be proud of there. The main difference is that Beacon had TWICE as many xbase hits than Scranton, 18 to 9. The Spanflies had the same number of walks, and less hits than Beacon, yet we outscored them 19-16. I guess we just came thru in the clutch more than the Braves did.

There is no doubt the breaks broke Scranton's way....a lineout double play from second base to pick the runner off of third, broke the back of a crucial Beacon rally, stands out in my mind.

A couple of games with dead bats for Beacon, and a couple of breaks for Scranton is all it takes in a short series to pull an upset, and the Spanfllys were able to take full advantage of it. We definitely think that Beacon had the better 26 man team...winning the most games in the league during the Regular season.....but in the short Playoff series, we were able to put 4 wins on the board before Beacon was able to get 2.

Hats off to the Beacon general manager for building one of the better all around teams seen in many, many seasons. Their 117 wins was testament to that. Scranton knows that Jo Boo was on the Spanfllys side in this one!

Martin J. Fiehl, correspondent



HISTORY



21st Century Baseball Association

TCBA News

TCBA Books

Aaron
Hits
#785

Photos

Hall of Fame

Managers

Stats

Teams

Hobbs' Triple Play

www.TCBA.INFO




TCBA



1975 - 2022





2020 – Newark Eagles
2021 – Eastport Athletics
2022 – Scranton Spanish Flies




the
2010s

DECADE IN REVIEW



2010 – Scranton Spanish Flies **2015- Scranton Spanish Flies**
2011 – Fargo Fungoes **2016 – Rochester Cheetahs**
2012 – Bethesda Bambinos **2017 – Beacon Braves**
2013 – Bethesda Bambinos **2018 – Bethesda Bambinos**
2014 – Newark Eagles **2019 – Long Island Islanders**



20000's



2000 – Long Island Islanders

2001 – Farmington Rats

2002 – Scranton Spanish Flies

2003 – Horseshoe Bay Polos

2004 – Newark Eagles

2005 – Pennsylvania Keystones

2006 – Farmington Rats

2007 – Long Island Islanders

2008 – Horseshoe Bay Polos

2009 – Silver Spring Senators

1990s



1990 – Scranton Spanish Flies	1995 – Horseshoe Bay Polos
1991 – Scranton Spanish Flies	1996 – Bethesda Bambinos
1992 – Bethesda Bambinos	1997 – Rapidan Rapids
1993 – Scranton Spanish Flies	1998 – Newark Eagles
1994 – Scranton Spanish Flies	1999 – Newark Eagles

TIME

8

0

S



1980 – Norfolk Pilots **1985 – Long Island Islanders**
1981 – Winnebago Indians **1986 – Meadowlands Spartans**
1982 – Winnebago Indians **1987 – Long Island Islanders**
1983 – Long Island Islanders **1988 – Scranton Spanish Flies**
1984 – Mimosa Mirthmakers **1989 – Beacon Braves**

ZOO

The image features the word "ZOO" in a large, bold, white, sans-serif font with a thick black outline. The letters are set against a vibrant, abstract background of overlapping geometric shapes in shades of orange, yellow, and teal. The overall style is graphic and modern.



1975 – Harbor Beach Combers
1976 – Hyde Park Vitamen
1977 – Shiloh Spurs
1978 – Greylock Gators
1979 – Rockford Patriots



1944-1974
TCBA
YESTERDAY

“The best thing about baseball today is its yesterdays.” Lawrence Ritter



An aerial photograph of a baseball stadium, showing the green field, brown dirt base paths, and the surrounding seating areas. The stadium is filled with spectators. In the background, there are several tall stadium lights. Overlaid on the center of the field is a list of teams and their years.


1970 – Fortney Gators
1971 – Newmarket Eh's
1972 – Hyde Park VitaMen
1973 – Long Island Islanders
1974 – Norfolk Pilots





- 1960 – Bradenton Buckeyes**
- 1961 – Wilderness Wraiths**
- 1962 – South Starrucca Ainspans**
- 1963 – South Starrucca Ainspans**
- 1964 – Mimosa Mirthmakers**
- 1965 – Bergen Barflies**
- 1966 – South Starrucca Ainspans**
- 1967 – South Starrucca Ainspans**
- 1968 – Long Island Islanders**
- 1969 – Cleveland Spiders**

THE FABULOUS FIFTIES





1950 – South Starrucca Ainspans

1951 – Mimosa Mirthmakers

1952 – Fortney Gators

1953 – Fortney Gators

1954 – South Starrucca Ainspans

1955 – Norfolk Pilots

1956 – Hyde Park VitaMen


1957 – Hyde Park VitaMen

1958 – Hyde Park VitaMen

1959 – Bradenton Buckeyes

1940s





1944 – Long Island Islanders
1945 – Mexicali Mallards
1946 – Sacramento Solons
1947 – Mimosa Mirthmakers
1948 – Bradenton Buckeyes
1949 – Bradenton Buckeyes



TCBA GOLD
1921-1943

1040s

An aerial, black and white photograph of a baseball field during a game. The field is diamond-shaped with a pitcher's mound in the center. Several players are visible on the field, including one in the center of the diamond and others near the bases. The outfield is visible with some players positioned there. In the background, the stadium seating area is filled with spectators. There are several large signs or advertisements visible on the outfield fence. The overall scene captures a moment of action during a baseball game.

1940 – Chesapeake Regnads
1941 – Bergen Barflies
1942 – Sacramento Solons
1943 – South Starrucca Ainspans

MARSHALL ISLANDS

1930 ▶ DECADE OF THE GREAT DEPRESSION • 1939

THE 20TH CENTURY

60



ECONOMIC DEPRESSION ENGULFS THE WORLD

1930s



1930 – Kilkenny Gaelics

1931 – Long Island Islanders

1932 – South Starrucca Ainspans

1933 – Portsmouth Pubdwellers

1934 – Hyde Park VitaMen

1935 – Mimosa Mirthmakers

1936 – Fortney Gators


1937 - South Starrucca Ainspans

1938 – Kilkenny Gaelics

1939 – South Starrucca Ainspans

The Roaring

TWENTIES





1921 – Long Island Islanders
1922 – Bergen Barflies
1923 – Siouxland Explorers
1924 – Bergen Barflies
1925 – Mimosa Mirthmakers
1926 – Fortney Gators
1927 – Bergen Barflies
1928 – Bergen Barflies
1929 – Long Island Islanders



**TCBA ORIGINS 1902 – 1910
(proposed through 1920)**

11


9

11

10

8



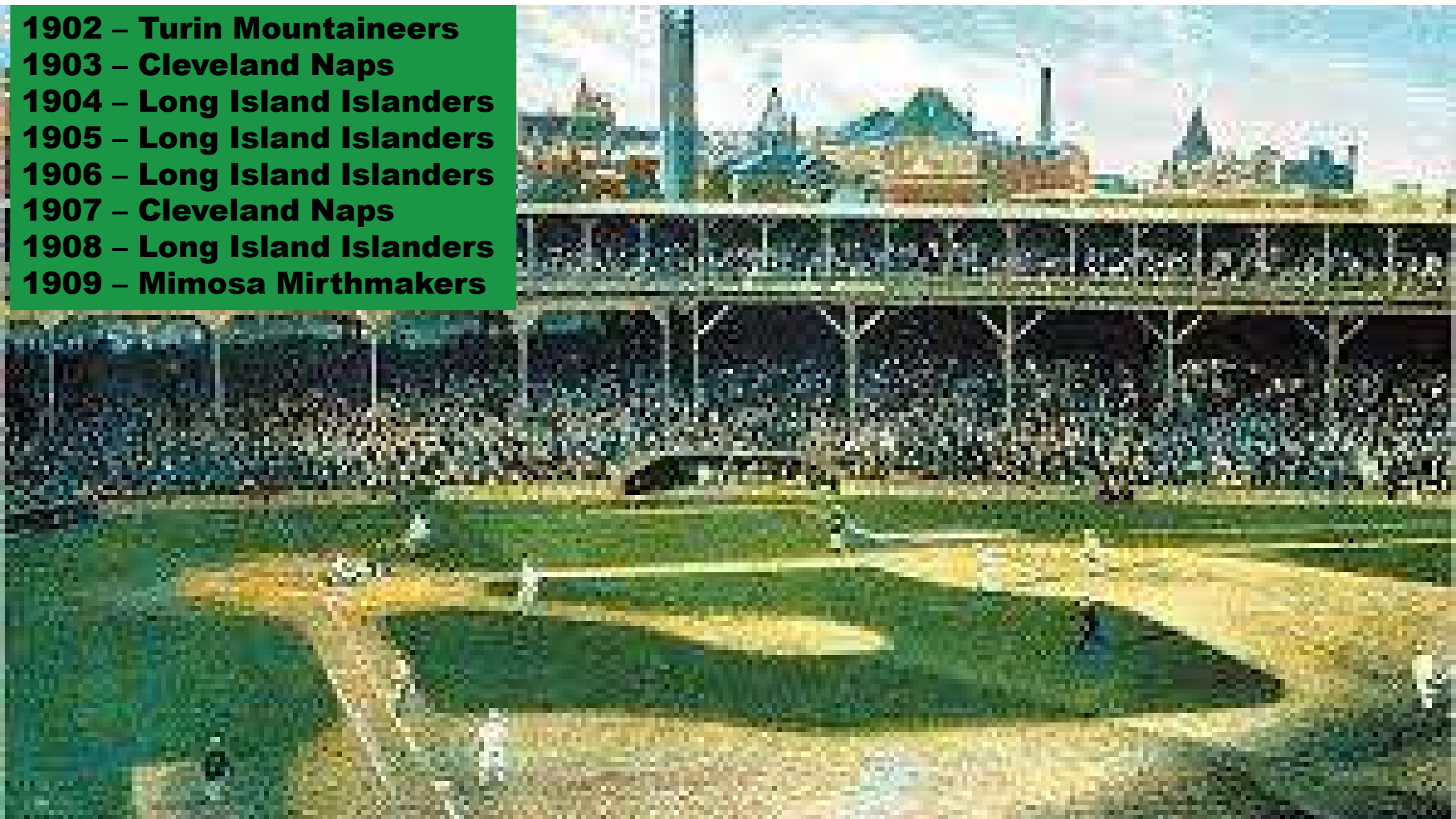


- 1910 – Bradenton Buckeyes**
- 1911 –**
- 1912 –**
- 1913 –**
- 1914 –**
- 1915 –**
- 1916 –**
- 1917 –**
- 1918 –**
- 1919 –**

1900s



1902 – Turin Mountaineers
1903 – Cleveland Naps
1904 – Long Island Islanders
1905 – Long Island Islanders
1906 – Long Island Islanders
1907 – Cleveland Naps
1908 – Long Island Islanders
1909 – Mimosa Mirthmakers



1876 - 1900



GENESIS

**Our next project will be a hybrid experiment,
integrating MLB 1876-1900 with the Negro
leagues of 1924-1948 in a 25 year adventure.**

**COMING
SOON**



THE END IS NEAR

THE END