

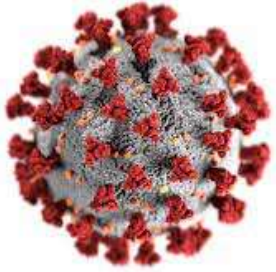
TCBA

2021

Twentieth Century Baseball Association

2021

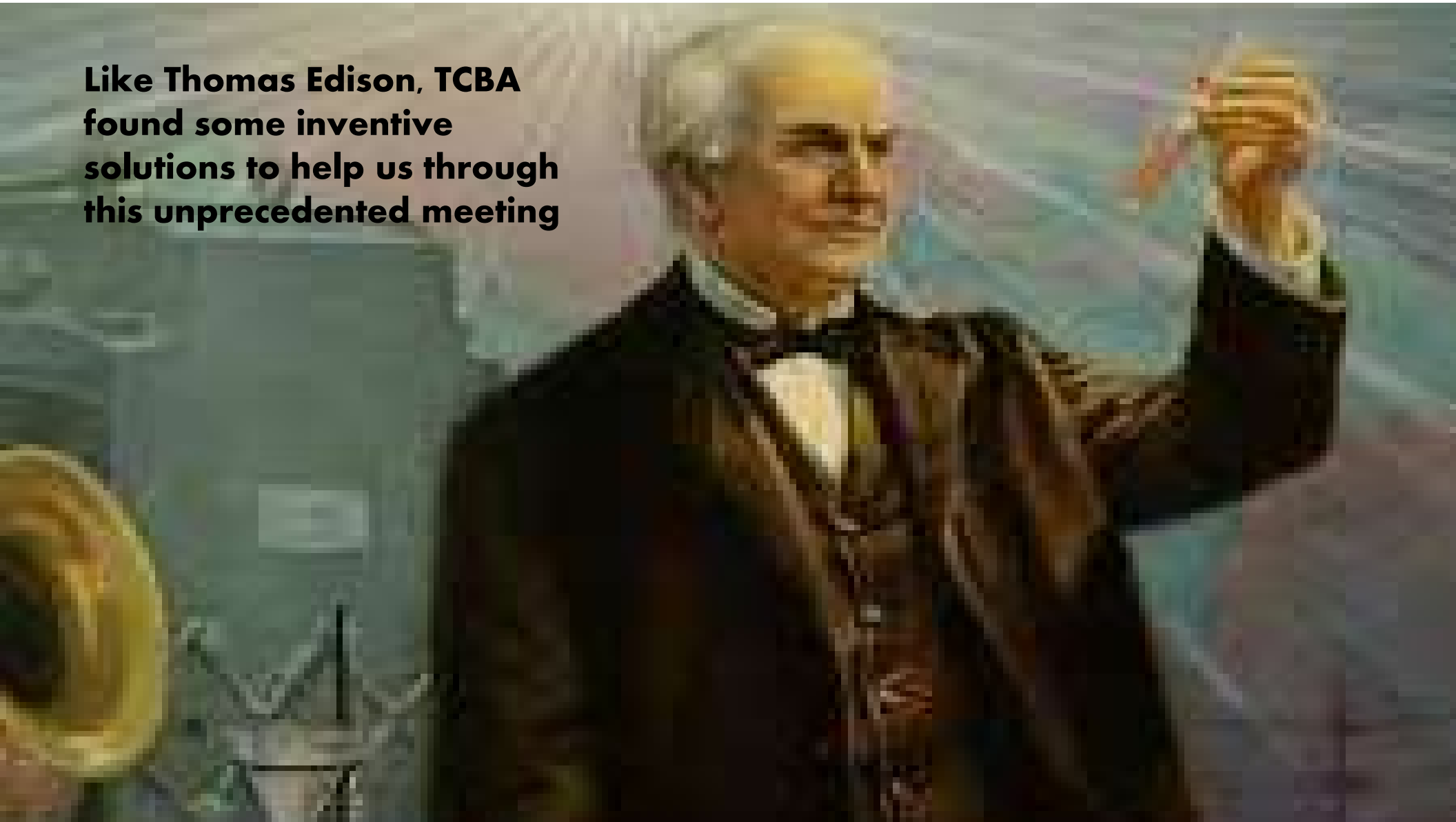




zoom

Due to CoVid restrictions TCBA held a Virtual Convention in 2021 via Zoom. All 24 managers were linked “live” for our Rookie Auction and Free Agent Draft.

**Like Thomas Edison, TCBA
found some inventive
solutions to help us through
this unprecedented meeting**



Steve Lyon produced an Excel spreadsheet to track cash totals and rookie bidding!


	A	B	C	D	E	F	G	H	I	J	K
1	Current	Start	Rookie 1	Rookie 2	Rookie 3	Rookie 4	Rookie 5	Rookie 6			
2	Hor'shoe Bay	467	467								
3	Hereford	156	156						B-1 Jo Adell	I-23 Carter Kieboom	
4	Hamilton	165	165						B-2 Sean Murphy	I-24 Dustin May	
5	Long Island	249	249						B-3 Austin Allen	I-25 Codi Heuer	
6	Scranton	323	323						B-4 Tony Gonsolin	I-26 Kyle Cody	
7	Fargo	318	318						B-5 Ian Anderson	I-27 David Peterson	
8	Silver Spring	187	187						B-6 Luis Robert	I-28 Devin Williams	
9	Innisfree	126	126						B-7 Randy Arozarena	I-29 Cristian Javier	
10	Bradenton	132	132						B-8 Jake Cronenworth	I-30 Triston McKenzie	
11	Gunpowder	73	73						B-9 Kyle Tucker	N-31 Brusdar Graterol	
12	Waukesha	177	177						B-10 Alec Bohm	N-32 Justus Sheffield	
13	Evanston	155	155						B-11 Joey Bart	N-33 Sixto Sanchez	
14	Mimosa	77	77						B-12 Nick Madrigal	N-34 Casey Mize	
15	Arlington	152	152						B-13 Josh Fleming	N-35 Tanner Houck	
16	Hilton Head	307	307						B-14 Dane Dunning	N-36 Jonathan Hernandez	
17	Eastport	147	147						B-15 Ke'Bryan Hayes	N-37 Brady Singer	
18	West Coast	119	119						I-16 Kyle Lewis	N-38 Nate Pearson	
19	Morgantown	163	163						I-17 Bobby Dalbec	N-39 Josh Fuentes	
20	Newark	77	77						I-18 Dylan Carlson	N-40 Bryan Garcia	
21	Rochester	100	100						I-19 Jesus Luzardo	N-41 Jose Urquidy	
22	Edinburgh	72	72						I-20 Deivi Garcia	N-42 Edwin Rios	
23	Beacon	74	74						I-21 Matt Foster	N-43 Kwang Hyun Kim	
24	Bethesda	109	109						I-22 Austin Hays		
25	Farmington	73	73								

Rookie: Carter Kieboom \$ **27** [Back to Cash](#)

Nominated By: HI Rotation: LH Winner:

Team	Cash	Bid	Bid	Bid	Bid	Bid	Bid	Bid	Bid	Bid	Bid	Bid	Bid	Bid	Bid	Bid	Bid	Bid	Bid	Bid	Bid	Bid	Bid	Bid	Bid	Bid	Bid
4	Hor'shoe Bay	467																									
5	Hereford	156																									
6	Hamilton	165																									
7	Long Island	249																									
8	Scranton	323																									
9	Fargo	318																									
10	Silver Spring	187							27																		
11	Innisfree	126																									
12	Bradenton	132																									
13	Gunpowder	73																									
14	Waukesha	177																									
15	Evanston	155																									
16	Mimosa	77																									
17	Arlington	152																									
18	Hilton Head	307												5													
19	Eastport	147																									
20	West Coast	119																									
21	Morgantown	163																									
22	Newark	77																									
23	Rochester	100																									
24	Edinburgh	72																									
25	Beacon	74																									
26	Bethesda	109																									
27	Farmington	73																									

Player Profile: Carter Kieboom



WAS - 3B-ss
6' 2" 210 lb
BR TR
dob 9-3-97
202/344/212
33 g
122 pa
1-0-0 xb
17 bb 33 k


**Jim LaFargue served as Auctioneer
Mike Mancini randomized the Bingo balls**





\$27 - ID Carter Kieboom	\$18-FF Edwin Rios	\$54 HI Tony Gonsolin	\$105 HI Sixto Sanchez	\$135 SS Luis Robert	\$51-GU Deivi Garcia	\$39-FF Josh Fleming	\$50-BT Jose Urquidy
---	-------------------------------------	--	---	---------------------------------------	---------------------------------------	---------------------------------------	---------------------------------------

Kyle Tucker \$102-EB	Bryan Garcia \$28-BR	Brusdar Graterol \$40-ID	Bobby Dalbac \$31-MI	Sean Murphy \$75-LI	Randy Arozarena \$81-MR	Triston McKenzie \$82-EA	Kwang Hyun Kim \$71-RO
---------------------------------------	---------------------------------------	---	---------------------------------------	--------------------------------------	--	---	---





\$43-BB

\$59-HA

\$55-EA

\$86-WC

\$85-HA

\$82-HO

\$60-MR

\$25-AR

**Dane
Dunning**

**Alec
Bohm**

**Justus
Sheffield**

**Kyle
Lewis**

**Jesus
Luzardo**

**Jo
Adell**

**Brady
Singer**

**Kyle
Cody**

**Jake
Cronenworth
\$47-EB**

**Jonathan
Hernandez
\$34-AR**

**Matt
Foster
\$33-HI**

**Nick
Madrigal
\$45-HI**

**Dylan
Carlson
\$96-WA**

**Tanner
Houck
\$26-HI**

**Joey
Bart
\$39-HH**

**David
Peterson
\$46-BR**





\$30-MI

**Austin
Hays**

\$81-SI

**Nate
Pearson**

\$72-BT

**Casey
Mize**

\$22-GU

**Josh
Fuentes**

\$10-SS

**Austin
Allen**

\$99-SS

**Dustin
May**

**Devin
Williams
\$48-WA**

**Ke'Bryan
Hayes
\$170-HO**

**Codi
Heuer
\$38-BR**

**Cristian
Javier
\$66-SI**

**Ian
Anderson
\$124-HH**



Forty-three (43) rookies drew a total of \$2,610,000 in winning bids by 21 different teams. They ranged from a low of \$10 (Allen, SS) to a high of \$170 (Hayes, HO). Hilton Head acquired 5 rookies while Farmington, Edinburgh and Newark had none.

**Avg Cost per Rookie - \$60,698
Avg spent per team - \$108,750
Avg spent-21 winners - \$124,286
Inflation \$2,865 income
- \$2,610 before waivers**

Free Agents

AutoSave On Manual Automatic Book1 - Excel Frédéric LE GUEN

File Home Insert Page Layout Formulas Data Review View Developer Add-ins Help Inquire Power Pivot Tell me what you want to do

Get Data From Text/CSV From Web From Table/Range Recent Sources Existing Connections Refresh All Properties Edit Links Queries & Connections Stocks Geography Sort Filter Filter Reapply Advanced Text to Columns

	A	B	C	D	E	F	G
1							
2			Fred		Fred		
3			Mark		Mark		
4			Anita		Anita		
5			Sylvia		Sylvia		
6			John		John		
7							
8							
9							
10							
11							
12							
13							
14							
15							
16							
17							
18							

Jim McEneaney served as moderator and facilitator

Create dynamic dropdown list with Excel

Commissioner Frank Tedeschi added Drop Down boxes to display players selected

	A	N	O	P	Q	R	S	T	U	V
1	T									
2	<i>TEAM</i>	7	Round #7	8	Round #8	9	Round #9	10	Round #10	Round #11
3	Hor'shoe Bay		Humberto Mejia		Wes Benjamin		Nick Nelson		Jose Suarez	
4	Hereford		Robinson Chirinos		Brandon Bielak		Sean Doolittle		Dellin Betances	
5	Hamilton		Joseph Odom		PASS		PASS			
6	Long Island		Lewin Diaz		Ryan Sherriff		PASS			
7	Scranton		PASS		PASS		PASS			
8	Fargo		PASS		PASS		PASS			
9	Silver Spring		PASS		PASS		PASS			
10	Innisfree	(MI)	Keynan Middleton	(MI)	Jake Newberry	(MI)	Tyler Rogers	(MI)	PASS	Jason Adam
11	Bradenton		PASS		PASS		PASS			
12	Gunpowder		PASS		PASS		PASS			
13	Waukesha		PASS		PASS		PASS			
14	Evanston		PASS		PASS		PASS			
15	Mimosa		Albert Pujols		Tyler Zuber		PASS			
16	Arlington		PASS		PASS		PASS			
17	Hilton Head		Cesar Valdez		Jarrold Dyson		PASS			
18	Eastport		Phillips Valdez		Ross Detwiler		PASS			
19	West Coast		Yency Almonte		PASS		PASS			
20	Morgantown		PASS		PASS		PASS			
21	Newark		Yoshi Tsutsugo		Ryan O'Hearn		PASS			
22	Rochester		Wyatt Mathisen		Keury Mella		Duane Underwood		PASS	
23	Edinburgh		Daniel Bard		PASS		PASS			
24	Beacon		PASS		PASS		PASS			
25	Bethesda		Jose Cisnero		Ryan Brasier		PASS			
26	Farmington		Blake Parker		Ryan Weber		PASS			

MESSING WITH

212

Schedule

Sixty MLB games were extended to a unique 132 game TCBA Schedule as we struggled for some normalcy

SUN	MON	TUE	WED	THU	FRI	SAT



	W	L	PCT	GB	Mg #	STRK	Last 10	Home	Away	1 Run	X-Inn
Tcba Today ML2020											
Metro Division											
Eastport Athletics	92	40	.697	-	X	W 4	7- 3	50-16	42-24	25-10	10- 1
Beacon Braves	84	48	.636	8.0	-	L 1	8- 2	43-23	41-25	17-14	9- 9
Bethesda Bambinos	58	74	.439	34.0	-	W 1	4- 6	32-34	26-40	16-18	5- 9
Long Island Islanders	52	80	.394	40.0	-	W 1	3- 7	28-38	24-42	14-21	3-11
Scranton Spanish Flies	50	82	.379	42.0	-	L 1	5- 5	26-40	24-42	19-25	6-11
Newark Eagles	47	85	.356	45.0	-	L 5	3- 7	23-43	24-42	13-21	9- 6
Central Division											
Waukesha Freeman	77	55	.583	-	X	W 4	8- 2	46-20	31-35	23-17	7- 4
Bradenton Buckeyes	75	57	.568	2.0	-	W 1	5- 5	38-28	37-29	24-16	11- 8
Morgantown Raiders	67	65	.508	10.0	-	L 1	9- 1	34-32	33-33	12-19	6- 4
Evanston Bees	63	69	.477	14.0	-	W 3	4- 6	31-35	32-34	14-12	6- 4
Mimosa Mirthmakers	45	87	.341	32.0	-	L 3	2- 8	22-44	23-43	16-16	2- 6
Horseshoe Bay Polos	37	95	.280	40.0	-	L 6	2- 8	23-43	14-52	9-24	5- 9
Capitol Division											
Innisfree Dukes	93	39	.705	-	X	W 3	9- 1	50-16	43-23	21-12	6- 6
Edinburgh Scotsmen	82	50	.621	11.0	-	W 4	5- 5	39-27	43-23	25-15	7- 4
Silver Spring Senators	65	67	.492	28.0	-	W 1	7- 3	32-34	33-33	18-21	4- 7
Gunpowder Ironmen	62	70	.470	31.0	-	L 9	1- 9	32-34	30-36	16-22	3- 6
Hamilton Eh's	62	70	.470	31.0	-	L 3	4- 6	33-33	29-37	18-21	6- 6
Hereford Highlanders	38	94	.288	55.0	-	L 1	4- 6	20-46	18-48	16-15	4- 6
Atlantic Division											
Farmington Rats	90	42	.682	-	X	L 1	7- 3	43-23	47-19	22-16	7- 8
West Coast Wrecking Crew	80	52	.606	10.0	-	W 1	4- 6	41-25	39-27	19-16	6- 6
Fargo Fungoes	78	54	.591	12.0	-	W 1	6- 4	40-26	38-28	23-13	10- 1
Hilton Head Hammerin' Hedgehogs	69	63	.523	21.0	-	W 1	5- 5	34-32	35-31	12-18	8- 8
Rochester Cheetahs	64	68	.485	26.0	-	L 1	5- 5	31-35	33-33	16-21	7-10
Arlington Railsplitters	54	78	.409	36.0	-	L 1	3- 7	29-37	25-41	15-20	6- 3

Morgantown's 12-0 record vs. Horseshoe Bay stands out

	EA	BB	BT	LI	SS	NE	WA	BR	MR	EB	MI	HO	ID	ES	SI	GU	HA	HH	FR	WC	FF	HI	RO	AR
Tcba Today ML2020																								
Metro Division																								
Eastport Athletics		7-5	9-3	8-4	7-5	11-1	2-2	3-1	3-1	4-0	4-0	1-3	2-2	2-2	3-1	1-3	4-0	4-0	3-1	1-3	3-1	4-0	3-1	3-1
Beacon Braves	5-7		7-5	6-6	9-3	9-3	3-1	3-1	3-1	2-2	2-2	3-1	1-3	2-2	4-0	3-1	2-2	3-1	2-2	4-0	3-1	3-1	3-1	2-2
Bethesda Bambinos	3-9	5-7		4-8	8-4	9-3	1-3	1-3	2-2	2-2	1-3	3-1	1-3	2-2	3-1	2-2	2-2	2-2	2-2	0-4	3-1	1-3	0-4	1-3
Long Island Islanders	4-8	6-6	8-4		5-7	7-5	1-3	1-3	2-2	0-4	3-1	2-2	0-4	1-3	2-2	0-4	0-4	2-2	0-4	0-4	3-1	0-4	2-2	3-1
Scranton Spanish Flies	5-7	3-9	4-8	7-5		5-7	1-3	2-2	1-3	2-2	2-2	3-1	2-2	2-2	1-3	1-3	1-3	2-2	0-4	1-3	2-2	2-2	0-4	1-3
Newark Eagles	1-11	3-9	3-9	5-7	7-5		1-3	2-2	3-1	0-4	3-1	1-3	0-4	1-3	1-3	2-2	1-3	4-0	3-1	2-2	0-4	0-4	3-1	1-3
Central Division																								
Waukesha Freeman	2-2	1-3	3-1	3-1	3-1	3-1		6-6	6-6	8-4	8-4	9-3	1-3	1-3	3-1	2-2	3-1	4-0	3-1	1-3	1-3	1-3	2-2	3-1
Bradenton Buckeyes	1-3	1-3	3-1	3-1	2-2	2-2	6-6		8-4	8-4	10-2	9-3	2-2	0-4	2-2	1-3	2-2	4-0	0-4	2-2	2-2	2-2	3-1	2-2
Morgantown Raiders	1-3	1-3	2-2	2-2	3-1	1-3	6-6	4-8		7-5	8-4	12-0	0-4	1-3	3-1	3-1	2-2	2-2	1-3	1-3	1-3	2-2	3-1	1-3
Evanston Bees	0-4	2-2	2-2	4-0	2-2	4-0	4-8	4-8	5-7		7-5	10-2	2-2	1-3	2-2	2-2	0-4	4-0	1-3	1-3	2-2	1-3	0-4	3-1
Mimosa Mirthmakers	0-4	2-2	3-1	1-3	2-2	1-3	4-8	2-10	4-8	5-7		8-4	1-3	0-4	1-3	2-2	3-1	2-2	0-4	0-4	1-3	1-3	1-3	1-3
Horseshoe Bay Polos	3-1	1-3	1-3	2-2	1-3	3-1	3-9	3-9	0-12	2-10	4-8		2-2	1-3	1-3	0-4	2-2	3-1	0-4	1-3	0-4	1-3	1-3	2-2
Capitol Division																								
Innisfree Dukes	2-2	3-1	3-1	4-0	2-2	4-0	3-1	2-2	4-0	2-2	3-1	2-2		9-3	8-4	10-2	8-4	9-3	1-3	3-1	3-1	3-1	1-3	4-0
Edinburgh Scotsmen	2-2	2-2	2-2	3-1	2-2	3-1	3-1	4-0	3-1	3-1	4-0	3-1	3-9		6-6	10-2	8-4	8-4	2-2	1-3	2-2	3-1	3-1	2-2
Silver Spring Senators	1-3	0-4	1-3	2-2	3-1	3-1	1-3	2-2	1-3	2-2	3-1	3-1	4-8	6-6		7-5	7-5	7-5	1-3	3-1	1-3	3-1	2-2	2-2
Gunpowder Ironmen	3-1	1-3	2-2	4-0	3-1	2-2	2-2	3-1	1-3	2-2	2-2	4-0	2-10	2-10	5-7		6-6	10-2	0-4	1-3	2-2	2-2	2-2	1-3
Hamilton Eh's	0-4	2-2	2-2	4-0	3-1	3-1	1-3	2-2	2-2	4-0	1-3	2-2	4-8	4-8	5-7	6-6		7-5	1-3	2-2	1-3	2-2	3-1	1-3
Hereford Highlanders	0-4	1-3	2-2	2-2	2-2	0-4	0-4	0-4	2-2	0-4	2-2	1-3	3-9	4-8	5-7	2-10	5-7		1-3	1-3	0-4	2-2	1-3	2-2
Atlantic Division																								
Farmington Rats	1-3	2-2	2-2	4-0	4-0	1-3	1-3	4-0	3-1	3-1	4-0	4-0	3-1	2-2	3-1	4-0	3-1	3-1		7-5	5-7	9-3	7-5	11-1
West Coast Wrecking Crew	3-1	0-4	4-0	4-0	3-1	2-2	3-1	2-2	3-1	3-1	4-0	3-1	1-3	3-1	1-3	3-1	2-2	3-1	5-7		6-6	8-4	6-6	8-4
Fargo Fungoes	1-3	1-3	1-3	1-3	2-2	4-0	3-1	2-2	3-1	2-2	3-1	4-0	1-3	2-2	3-1	2-2	3-1	4-0	7-5	6-6		7-5	7-5	9-3
Hilton Head Hammerin' Hedgehogs	0-4	1-3	3-1	4-0	2-2	4-0	3-1	2-2	2-2	3-1	3-1	3-1	1-3	1-3	1-3	2-2	2-2	2-2	3-9	4-8	5-7		9-3	9-3
Rochester Cheetahs	1-3	1-3	4-0	2-2	4-0	1-3	2-2	1-3	1-3	4-0	3-1	3-1	3-1	1-3	2-2	2-2	1-3	3-1	5-7	6-6	5-7	3-9		6-6
Arlington Railsplitters	1-3	2-2	3-1	1-3	3-1	3-1	1-3	2-2	3-1	1-3	3-1	2-2	0-4	2-2	2-2	3-1	3-1	2-2	1-11	4-8	3-9	3-9	6-6	

FR led in runs and HR's. EA led in SB's and OnB%.
FF & EB in 3B's, WC in 2B's. BT never lost a base stealer (28-0)! ID led in Avg & Slg.

24 Teams	AVG	OBP	SLG	G	AB	H	2B	3B	HR	R	R/G	SO	BB	LOB	SB	CS	SBP
Innisfree Dukes	.275	.339	.474	132	4607	1267	236	18	215	706	5.3	997	428	916	62	9	87.3
Gunpowder Ironmen	.269	.332	.460	132	4583	1231	215	20	208	675	5.1	1077	406	881	37	10	78.7
Farmington Rats	.263	.330	.466	132	4647	1224	245	19	220	728	5.5	1066	422	894	59	14	80.8
Edinburgh Scotsmen	.262	.324	.456	132	4614	1207	198	11	225	671	5.1	1043	377	868	35	8	81.4
Silver Spring Senators	.259	.328	.443	132	4549	1180	221	19	192	671	5.1	1073	435	887	29	10	74.4
Eastport Athletics	.258	.341	.441	132	4497	1161	228	23	182	708	5.4	1297	533	948	145	22	86.8
Beacon Braves	.255	.331	.410	132	4598	1171	232	13	152	660	5.0	1088	490	1009	64	15	81.0
Bradenton Buckeyes	.254	.326	.398	132	4625	1176	206	22	138	597	4.5	1144	461	992	70	21	76.9
Morgantown Raiders	.252	.326	.447	132	4542	1146	202	21	214	683	5.2	1086	472	896	71	15	82.6
Newark Eagles	.250	.315	.408	132	4610	1153	242	20	148	579	4.4	1138	406	931	7	9	43.8
West Coast Wrecking Crew	.249	.332	.437	132	4556	1136	254	20	187	686	5.2	1101	532	949	57	11	83.8
Hamilton Eh's	.248	.306	.400	132	4539	1124	226	13	147	572	4.3	1201	360	875	64	22	74.4
Fargo Fungoes	.243	.318	.417	132	4523	1098	215	37	167	631	4.8	1170	441	924	62	10	86.1
Scranton Spanish Flies	.235	.307	.397	132	4556	1070	178	17	175	530	4.0	1300	451	949	35	12	74.5
Long Island Islanders	.233	.311	.367	132	4462	1038	153	22	134	535	4.1	1097	443	929	36	14	72.0
Hilton Head Hammerin' Hedgehogs	.232	.330	.417	132	4469	1039	181	22	200	660	5.0	1258	587	956	38	7	84.4
Hereford Highlanders	.232	.287	.375	132	4490	1043	173	17	145	484	3.7	1208	324	835	57	12	82.6
Waukesha Freeman	.231	.302	.390	132	4394	1017	219	10	153	526	4.0	1118	416	819	63	19	76.8
Bethesda Bambinos	.229	.299	.387	132	4482	1028	177	18	165	542	4.1	1278	409	904	28	0	100.0
Evanston Bees	.229	.298	.380	132	4417	1013	191	35	135	534	4.0	1063	430	841	49	13	79.0
Mimosa Mirthmakers	.228	.285	.365	132	4435	1013	163	12	139	472	3.6	1109	321	828	32	6	84.2
Arlington Railsplitters	.227	.294	.377	132	4417	1001	177	18	150	529	4.0	1174	390	819	54	9	85.7
Horseshoe Bay Polos	.226	.281	.375	132	4543	1026	149	22	161	514	3.9	1129	296	829	32	10	76.2
Rochester Cheetahs	.224	.305	.411	132	4464	998	175	22	206	601	4.6	1149	507	879	58	9	86.6
Tcba Today ML2020	.245	.315	.413	1584	108619	26560	4856	471	4158	14494	9.2	27364	10337	21558	1244	287	81.3

24 Teams	ERA	G	CG	SHO	QS	SV	IP	H	R	ER	HR	SO	BB	HB	WP	BK	OBA
Waukesha Freeman	3.03	132	11	5	87	43	1188.0	864	434	400	151	1188	381	33	12	0	.200
Innisfree Dukes	3.07	132	19	10	75	45	1194.1	915	476	408	148	1059	421	35	13	0	.209
Beacon Braves	3.28	132	8	4	70	47	1202.2	1042	485	438	143	1217	407	50	11	0	.231
Edinburgh Scotsmen	3.38	132	14	5	73	39	1199.2	990	501	450	167	1148	378	38	17	0	.222
Eastport Athletics	3.40	132	5	5	64	41	1184.0	992	487	447	162	1113	421	41	10	0	.225
Fargo Fungoes	3.44	132	9	7	69	30	1185.1	975	534	453	158	1158	388	49	18	0	.221
Farmington Rats	3.47	132	3	3	65	49	1215.1	964	510	468	155	1094	404	40	16	0	.215
Bradenton Buckeyes	3.57	132	15	10	62	37	1209.1	983	530	480	184	1069	423	49	14	0	.219
Rochester Cheetahs	3.74	132	5	3	47	33	1197.1	995	576	498	171	1205	511	45	15	0	.224
West Coast Wrecking Crew	3.88	132	10	5	64	41	1202.1	955	570	519	195	1081	454	51	17	1	.215
Hilton Head Hammerin' Hedgehogs	3.99	132	14	6	71	27	1195.2	1043	585	530	155	1145	400	68	19	0	.232
Hamilton Eh's	4.02	132	15	10	70	27	1174.2	1110	579	525	159	1076	413	33	18	2	.248
Evanston Bees	4.18	132	23	10	69	20	1180.2	1062	594	549	165	1177	381	53	17	0	.236
Long Island Islanders	4.24	132	14	8	55	24	1179.0	1192	635	556	146	1171	477	35	21	1	.260
Morgantown Raiders	4.26	132	10	5	52	28	1182.0	1135	619	560	165	1077	418	52	21	1	.249
Bethesda Bambinos	4.33	132	13	4	62	22	1172.2	1141	638	564	169	1179	420	59	7	2	.252
Silver Spring Senators	4.36	132	8	3	50	35	1171.1	1211	646	567	197	1135	453	23	14	1	.264
Scranton Spanish Flies	4.38	132	19	5	64	21	1188.2	1202	631	579	155	1143	453	38	24	0	.262
Gunpowder Ironmen	4.72	132	12	2	54	29	1171.2	1289	707	614	172	1184	440	26	20	1	.276
Newark Eagles	4.74	132	22	6	50	9	1178.1	1245	717	621	193	1163	466	45	12	0	.267
Mimosa Mirthmakers	4.81	132	16	7	61	20	1161.0	1161	677	620	184	1201	445	38	28	0	.257
Arlington Railsplitters	4.87	132	15	8	57	27	1168.2	1228	689	633	203	1128	480	53	30	1	.269
Horseshoe Bay Polos	5.74	132	8	3	45	20	1175.0	1489	836	750	217	1143	430	37	20	2	.308
Hereford Highlanders	5.78	132	20	5	46	10	1161.1	1377	838	746	244	1110	473	45	11	0	.294
Tcba Today ML2020	4.11	1584	308	139	1482	724	28439.0	26560	14494	12975	4158	27364	10337	1036	405	12	.244

24 Teams	FLD	G	PO	A	E	DP	TP	PB	OSB	OCS	OSBP	OSBA	DER	UER	UERP
West Coast Wrecking Crew	.986	132	3607	1244	68	94	0	16	39	6	86.7	.292	.748	51	8.9
Edinburgh Scotsmen	.986	132	3599	1218	69	74	0	3	59	16	78.7	.443	.728	51	10.2
Eastport Athletics	.984	132	3552	1241	76	96	0	8	44	10	81.5	.334	.723	40	8.2
Beacon Braves	.984	132	3608	1153	78	109	0	3	51	9	85.0	.382	.701	47	9.7
Scranton Spanish Flies	.984	132	3566	1185	78	113	1	9	43	22	66.2	.326	.672	52	8.2
Morgantown Raiders	.983	132	3546	1266	84	101	0	6	55	17	76.4	.419	.692	59	9.5
Bradenton Buckeyes	.983	132	3628	1224	85	78	0	4	50	10	83.3	.372	.739	50	9.4
Silver Spring Senators	.983	132	3514	1240	84	114	0	2	60	6	90.9	.461	.676	79	12.2
Farmington Rats	.982	132	3646	1189	87	98	0	4	40	13	75.5	.296	.735	42	8.2
Innisfree Dukes	.982	132	3583	1246	91	116	0	10	62	15	80.5	.467	.740	68	14.3
Hereford Highlanders	.981	132	3484	1265	94	133	1	8	67	4	94.4	.519	.648	92	11.0
Waukesha Freeman	.981	132	3564	1075	92	86	0	15	66	10	86.8	.500	.743	34	7.8
Hilton Head Hammerin' Hedgehogs	.981	132	3587	1191	95	84	0	10	60	14	81.1	.452	.707	55	9.4
Bethesda Bambinos	.980	132	3518	1208	94	94	0	12	47	13	78.3	.361	.678	74	11.6
Mimosa Mirthmakers	.980	132	3483	1060	91	85	1	8	47	9	83.9	.364	.673	57	8.4
Horseshoe Bay Polos	.980	132	3525	1316	97	122	0	30	50	9	84.7	.383	.622	86	10.3
Hamilton Eh's	.980	132	3524	1253	96	96	0	6	78	21	78.8	.598	.692	54	9.3
Evanston Bees	.980	132	3542	1112	94	106	0	5	50	12	80.6	.381	.697	45	7.6
Arlington Railsplitters	.980	132	3506	1214	96	113	0	3	34	15	69.4	.262	.668	56	8.1
Rochester Cheetahs	.980	132	3592	1170	97	105	0	19	75	9	89.3	.564	.715	78	13.5
Gunpowder Ironmen	.980	132	3515	1191	98	128	0	13	35	10	77.8	.269	.645	93	13.2
Long Island Islanders	.979	132	3537	1169	103	105	0	2	43	16	72.9	.328	.663	79	12.4
Fargo Fungoes	.978	132	3556	1104	106	89	0	11	43	14	75.4	.326	.717	81	15.2
Newark Eagles	.974	132	3535	1246	127	83	0	7	46	7	86.8	.351	.663	96	13.4
Tcba Today ML2020	.981	1584	85317	28780	2180	2422	3	214	1244	287	81.3	.394	.694	1519	10.5

Batting	AVG	OBP	SLG	G	AB	H	2B	3B	HR	R	R/G	SO	BB	LOB	SB	CS	SBP	RRpW
Tcba Today ML2020	.245	.315	.413	1584	108619	26560	4856	471	4158	14494	9.2	27364	10337	21558	1244	287	81.3	10.10
Pitching	ERA	G	CG	SHO	QS	SV	IP	H	R	ER	HR	SO	BB	HB	WP	BK	OBA	
Tcba Today ML2020	4.11	1584	308	139	1482	724	28439.0	26560	14494	12975	4158	27364	10337	1036	405	12	.244	
Fielding	FLD	G	PO	A	E	DP	TP	PB	OSB	OCS	OSBP	OSBA	DER	UER	UERP			
Tcba Today ML2020	.981	1584	85317	28780	2180	2422	3	214	1244	287	81.3	.394	.694	1519	10.5			

MLB		TCBA		COMPARISONS
.245	Avg	.245		
.322	OnB	.315		
.418	Slg	.418		MLB
4.65	RPG	4.60		TCBA
1.3	HR/9	1.3		4.44 ERA
3.5	BB/9	3.3		2.56 K/BB
9.1	K/9	8.6		
				.983 Fldg
				.981

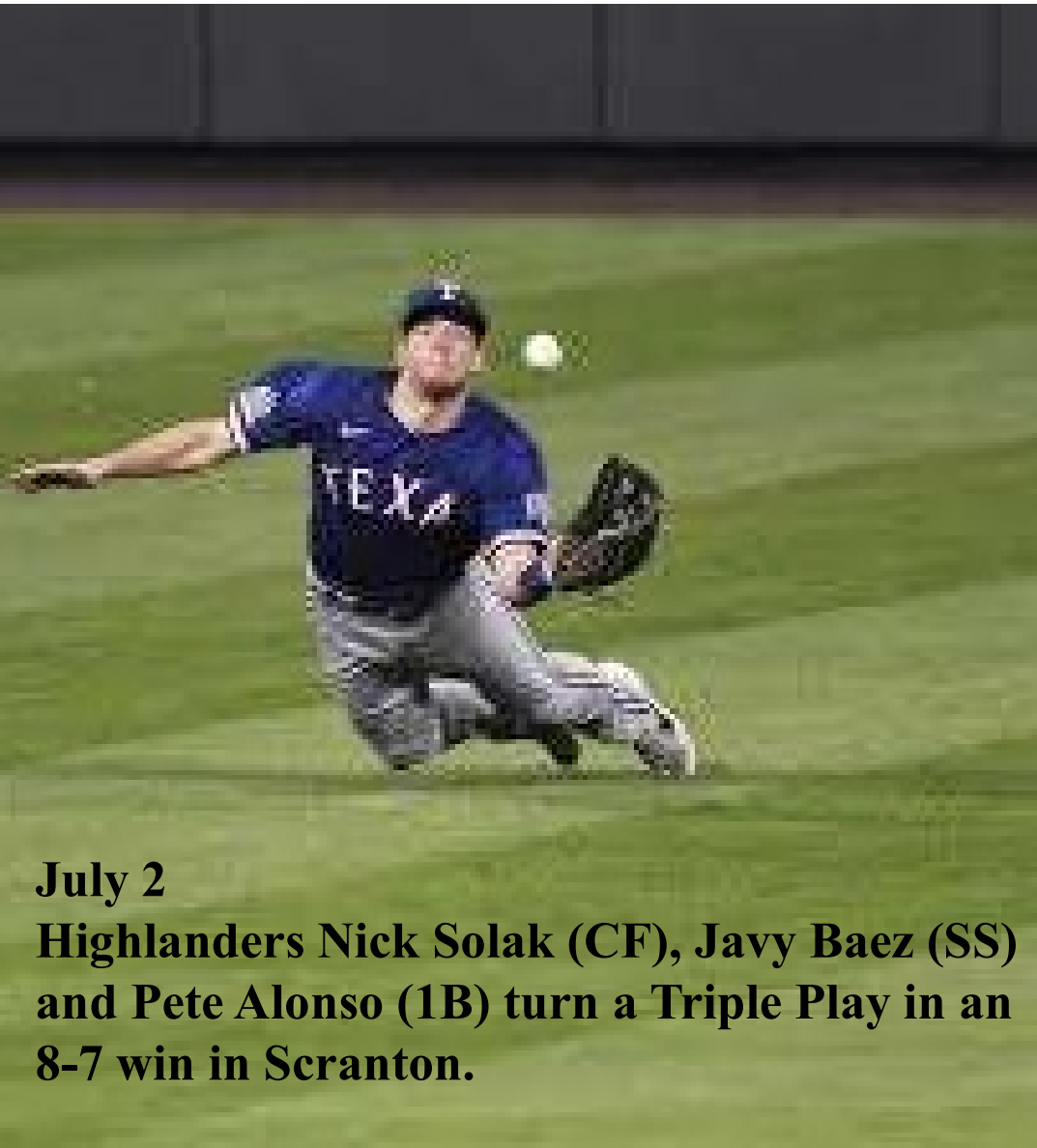


TRIPLE PLAY



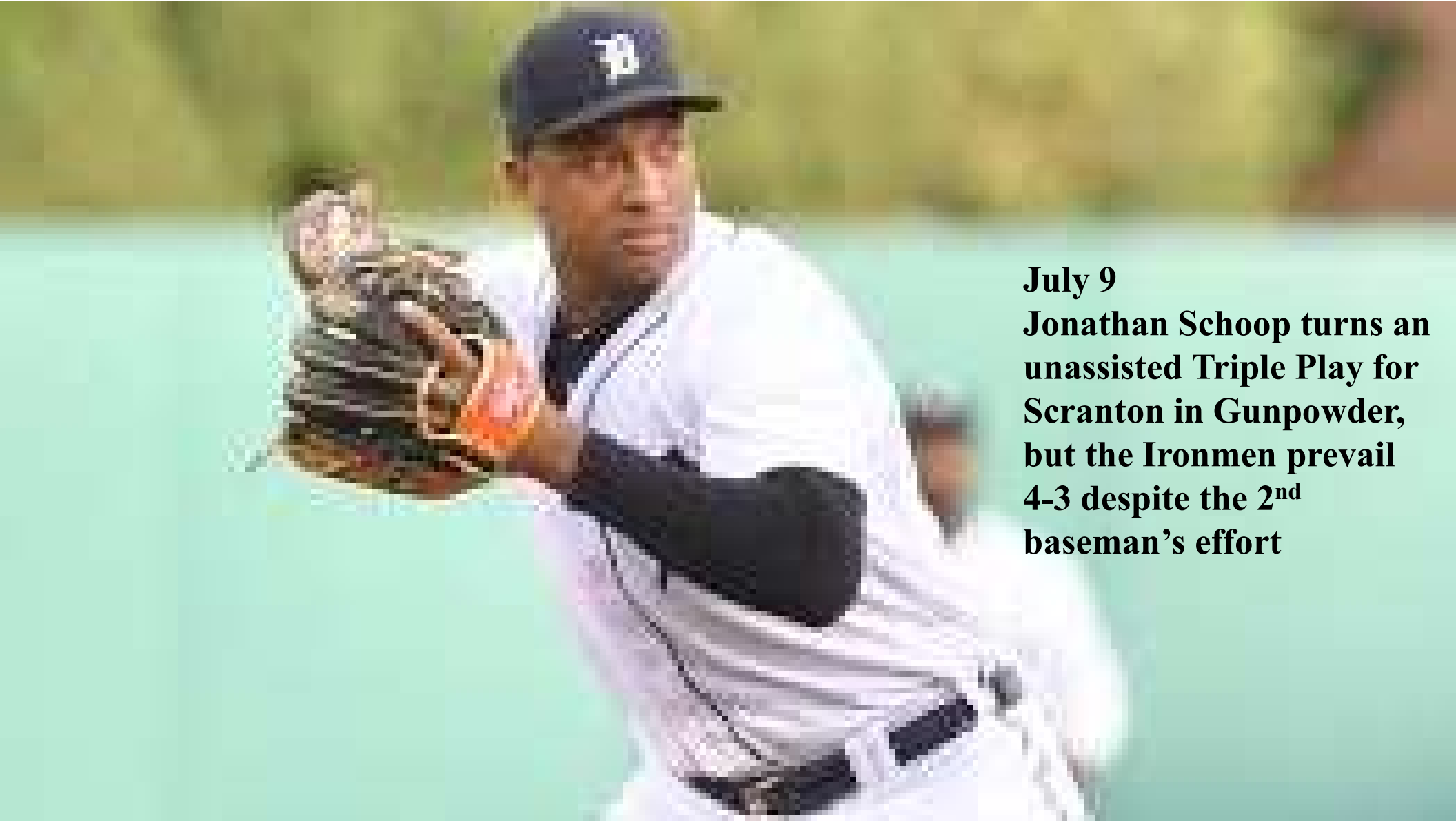
April 13

Second baseman Eduardo Escobar and first baseman Garrett Cooper combine to turn a Triple Play for Mimoso against Edinburgh, taking something positive from a 4-1 defeat.



July 2
Highlanders Nick Solak (CF), Javy Baez (SS)
and Pete Alonso (1B) turn a Triple Play in an
8-7 win in Scranton.





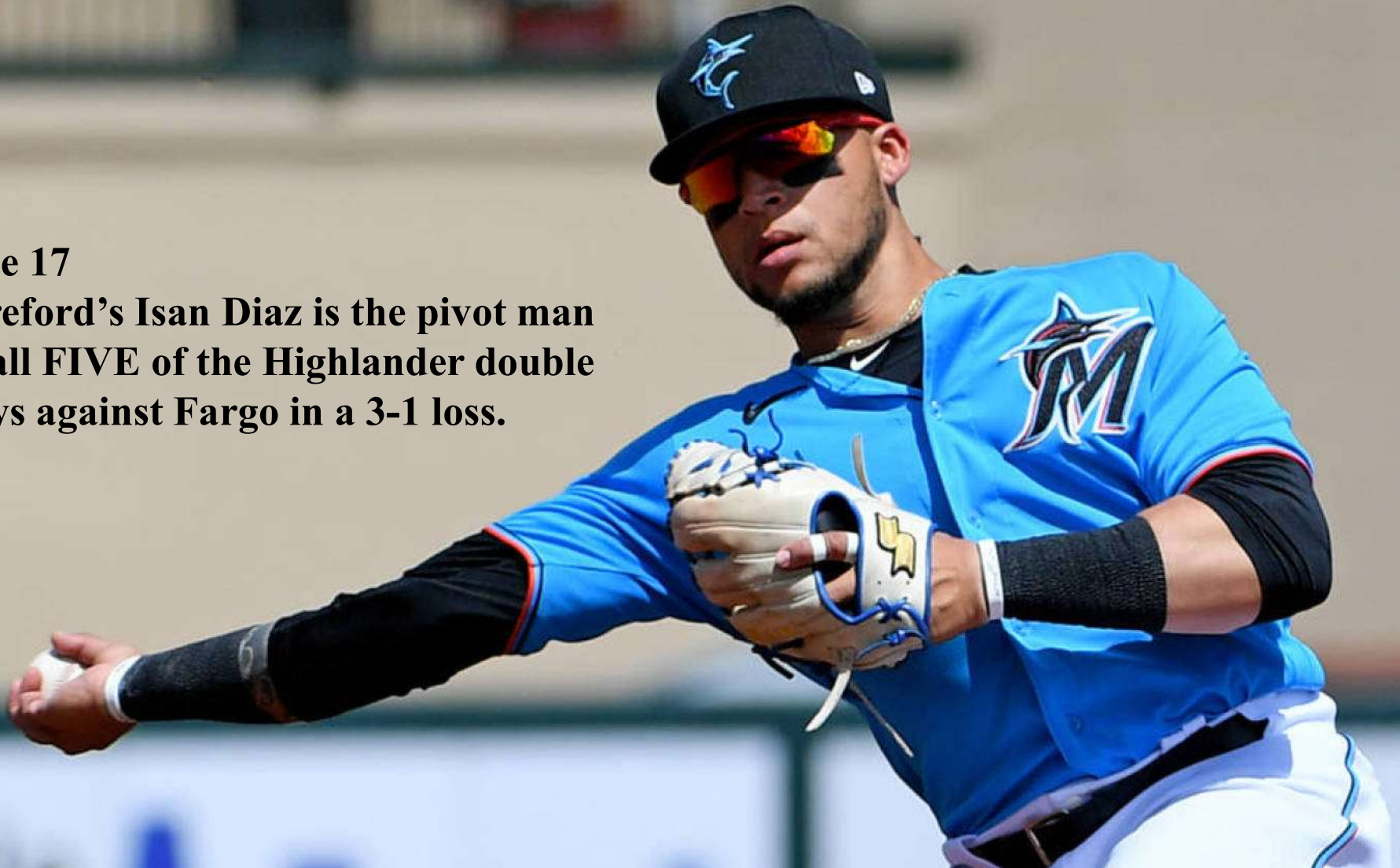
July 9
Jonathan Schoop turns an
unassisted Triple Play for
Scranton in Gunpowder,
but the Ironmen prevail
4-3 despite the 2nd
baseman's effort

Double, Double
Toil and

TROUBLE!

June 17

Hereford's Isan Diaz is the pivot man on all FIVE of the Highlander double plays against Fargo in a 3-1 loss.





August 15
First baseman Carlos Santana is the anchor for all FIVE of the Cheetahs double plays in a 14 inning 5-4 win at West Coast

Hereford and Rochester were the only teams to turn FIVE DP's in one game. Fifteen other times, a team turned four double plays this year



**DOUBLE
PLAY**

Error!

Here's what you
did wrong...





**THIS WILL TAKE
TEAM
EFFORT**

August 25 – Arlington fielders combine to make a season record SIX errors against West Coast, losing 13-9. Two E-5, E-3, E-1, E-7 and E-8 all contribute



**Four other times, teams made
FIVE errors in one game:**
5-25 – Fargo vs Rochester
6-03 – Arlington vs Hamilton
8-01 – Innisfree @ Gunpowder
**8-23 – Hilton Head vs
Silver Spring**





**Six times this season a player
made THREE errors in a game**

**Khris Davis
May 14
WA @ EB
Right Field**

**Andres Gimenez
July 17
LI @ HA
Shortstop**



**Jorge Polanco
May 27
SC @ WA
Shortstop**

**Amed Rosario
August 1
ID @ GU
Shortstop**



**Tim Anderson
June 3
AR vs HA
Shortstop**

**Franmil Reyes
August 23
HH vs SI
Left Field**

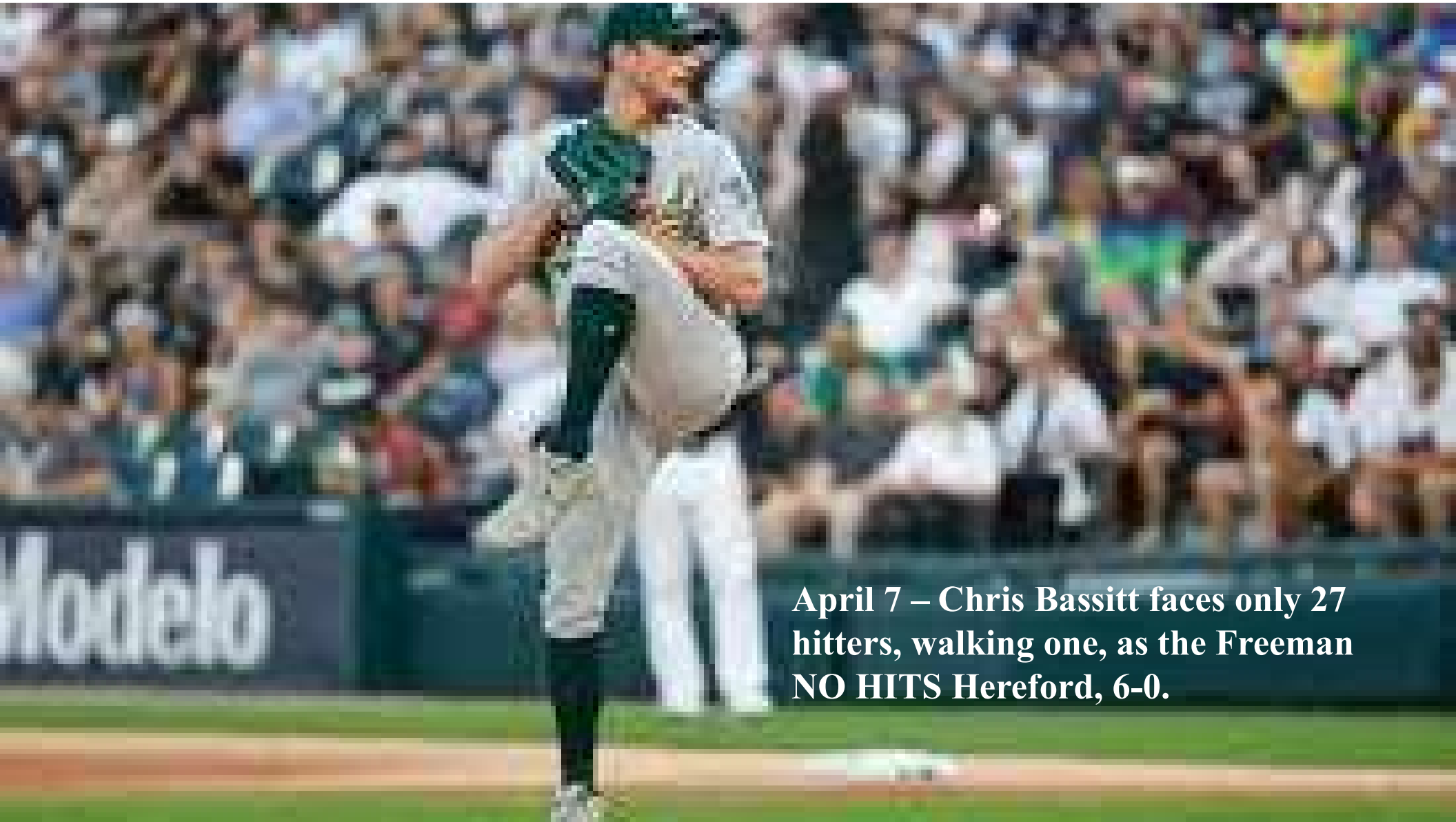


NO-HITTER






April 3
Shane Bieber (Bethesda)
retires the 1st 26 Fungo
hitters in Fargo, issuing a
walk before completing a 5-0
NO-HITTER




**April 7 – Chris Bassitt faces only 27
hitters, walking one, as the Freeman
NO HITS Hereford, 6-0.**

April 7 – Beacon’s Pablo Lopez walks 4 and hits another but throws a NO-HITTER, 7-0, in Rochester.

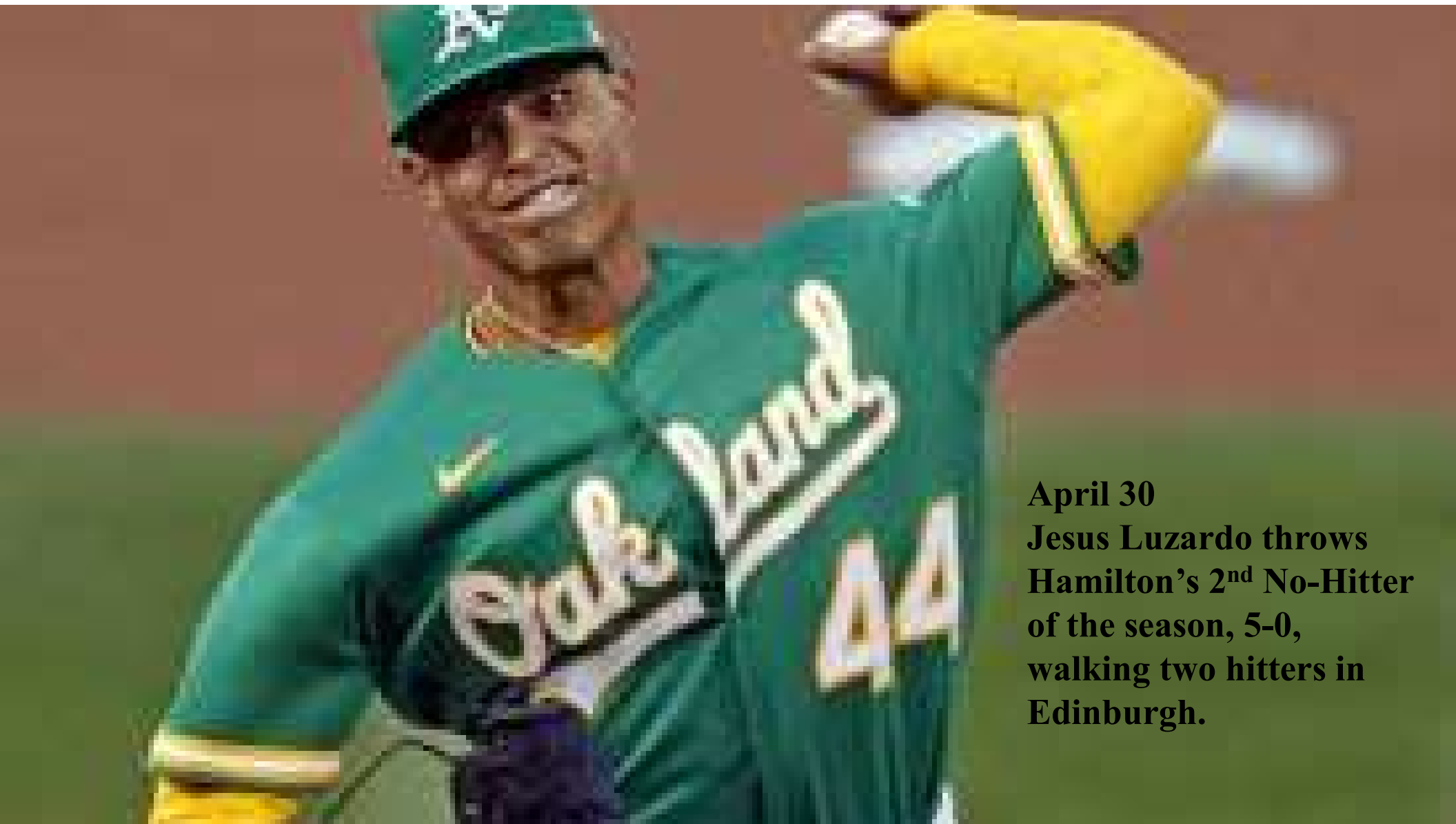


April 21
Hamilton's Zach Plesac
walks two batters while
NO-HITTING
Waukesha, 4-0.



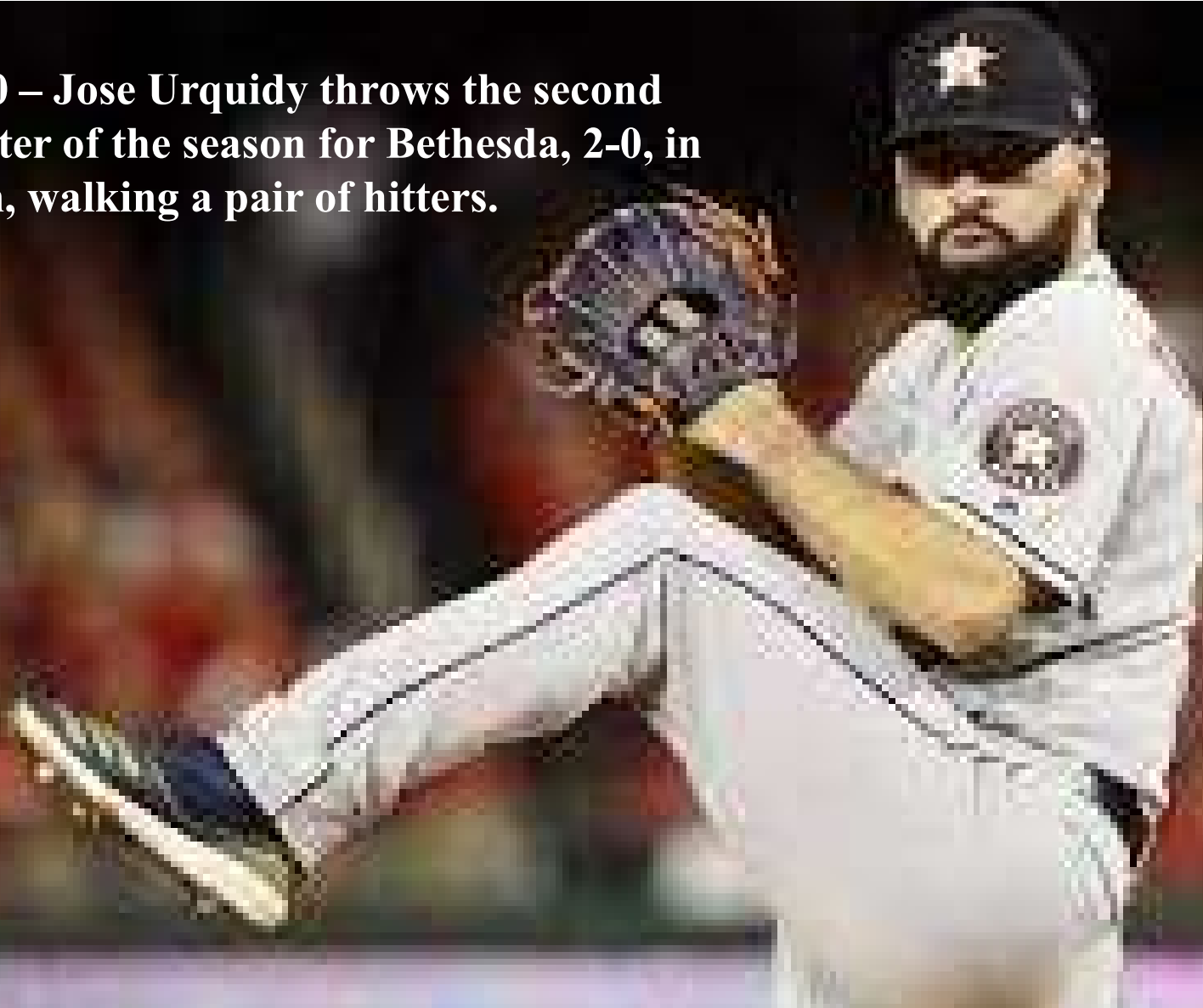


April 29
Mimosa's Trevor Bauer NO-HITS
Evanston, 8-0, walking one and striking
out ten batters.



April 30
Jesus Luzardo throws
Hamilton's 2nd No-Hitter
of the season, 5-0,
walking two hitters in
Edinburgh.

May 20 – Jose Urquidy throws the second No-Hitter of the season for Bethesda, 2-0, in Beacon, walking a pair of hitters.





May 21

Clayton Kershaw throws the 8th no-hitter of the season, 12-0, for Farmington in Hereford. An E-6 allows the only runner to reach base.



**ONE-HIT
WONDERS**

Nineteen one-hit complete games were thrown this year. Adrian Houser (Scranton) and Dakota Hudson (Arlington) each threw two One-Hitters. The other fifteen were thrown by Kwang Hyun Kim (RO), Shane Bieber (BT), Jaime Barria (GU), Lucas Giolito (BR), Dylan Bundy (SI), James Paxton (BB), Framber Valdez (SS), Ryan Yarbrough (BR), Tony Gonsolin (HI), Erick Fedde (HA), Sixto Sanchez (HI), Matt Harvey (HH), Tyler Mahle (SS), Jacob deGrom (MI) and John Means (MR)



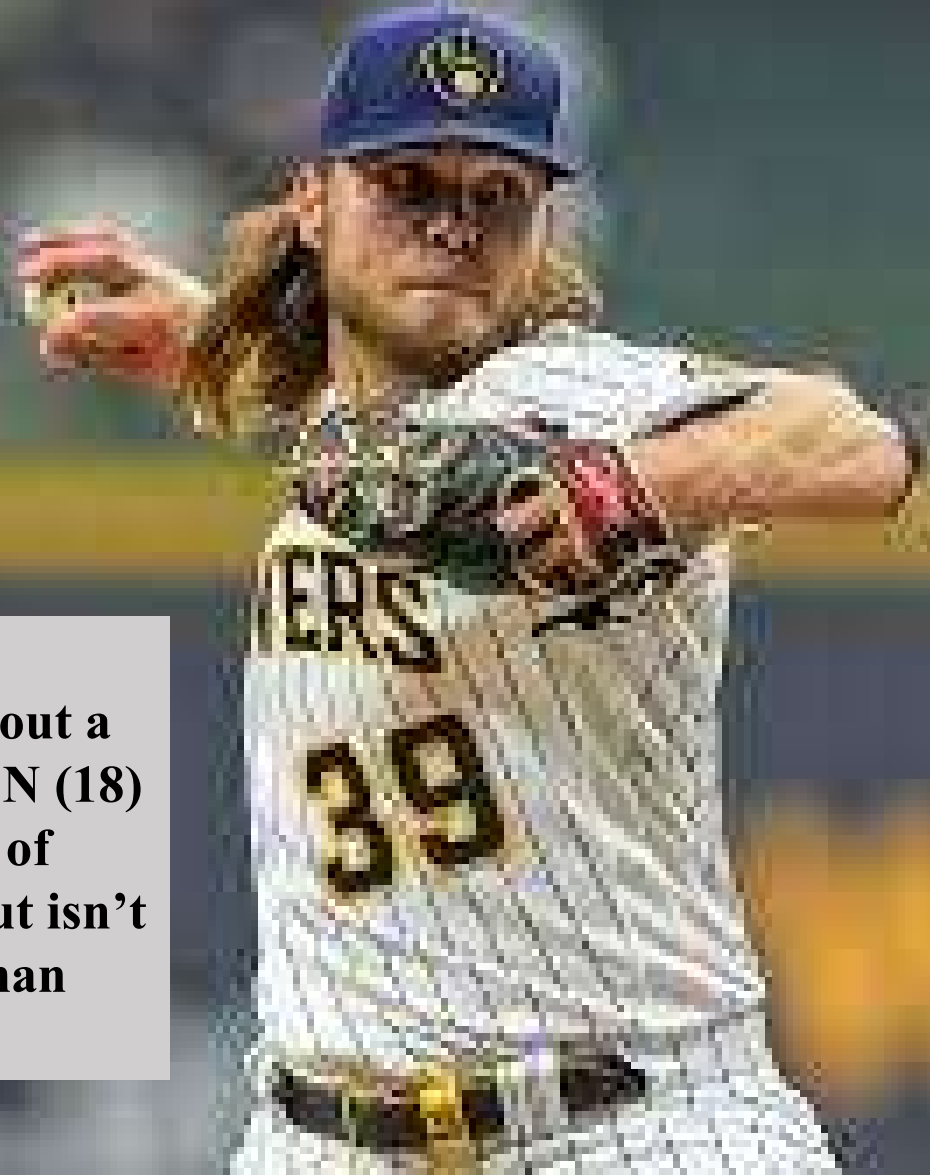


SWIMMING

AND

A

MISS



18

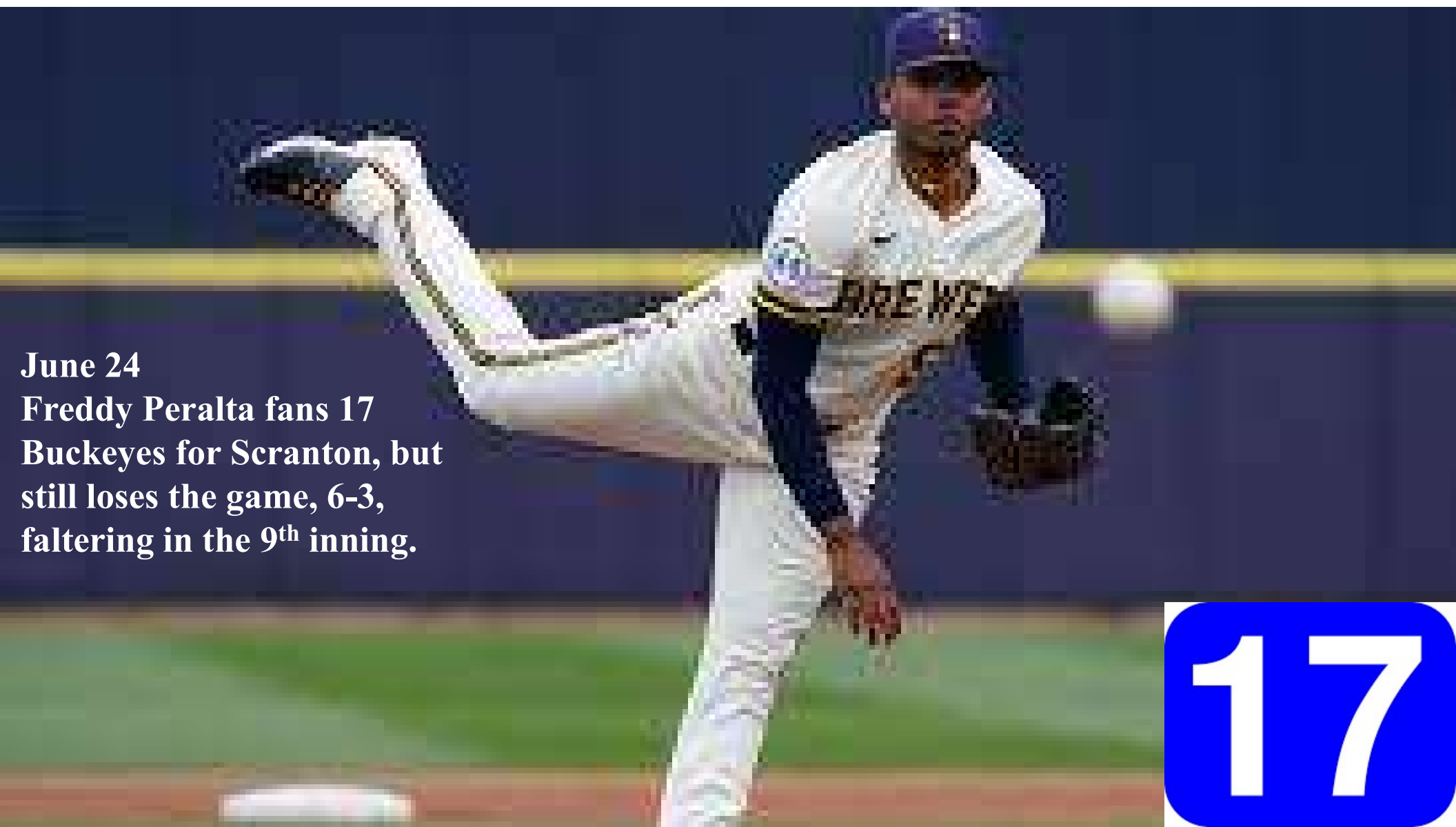
June 22

Corbin Burnes strikes out a season high EIGHTEEN (18) Islanders in 11 innings of work for Waukesha, but isn't around for a 2-1 Freeman win in the 12th inning.



17

May 19
Vince Velasquez pitches only
8 innings of a 9-8 eleven
inning Eastport win over
Scranton, but manages to
strike out 17 Spanish Flies.




June 24
Freddy Peralta fans 17
Buckeyes for Scranton, but
still loses the game, 6-3,
faltering in the 9th inning.

17



16

August 7 – Marco Gonzales fans 16 hitters as Newark defeats the Athletics in Eastport, 7-3.



**James Paxton (BB) and Shane Bieber (BT)
twice struck out 15 hitters in one game.**

Seven other pitchers each did it once:

**Dean Kremer (HH)
Aaron Nola (LI)
Dallas Keuchel (ID)
JT Brubaker (BU)
Luis Castillo (HI)
Tanner Houck (HI)
Taylor Clarke (SI)**

15





April 12

Our highest run production came when Silver Spring defeated Horseshoe Bay, 25-3

July 7

The top production by a visiting club was the 22-8 victory for Hilton Head in Mimosa

July 16

Eastport defeated Silver Spring 20-7 in front of a sparse Senator crowd.

July 30

Waukesha's 20-1 win in Horseshoe Bay was the 4th time a team scored 20 runs this year.



twenty

April 12
Silver Spring smacked
27 hits in Horseshoe Bay
in the season's best hit
Parade.

**TOP
HITS**



six
FOR
SIX

June 24
Charlie Blackmon goes
Six-for-Six for Innisfree in
Arlington, scoring 4 runs,
knocking in 3 runners and
doubling twice with 4 singles




Besides Blackmon, 21 others had five hit ballgames this year:

Brandon Crawford (RO), Vladimir Guerrero (HO), Cedric Mullins (MI), Trea Turner (SI), Freddy Galvis (FR), Xander Bogaerts (GU), Eduardo Escobar (MI), Fernando Tatis (HO), Willi Castro (HP), Jeimer Candelario (EA), Tim Anderson (AR), Maikel Franco (EB), Yasmani Grandal (WC), Brad Miller (HI), Juan Soto (ID), Mike Trout (HI), Christian Walker (HA), DJ LeMahieu (GU), Chris Taylor (SI) and JaCoby Jones (SI).

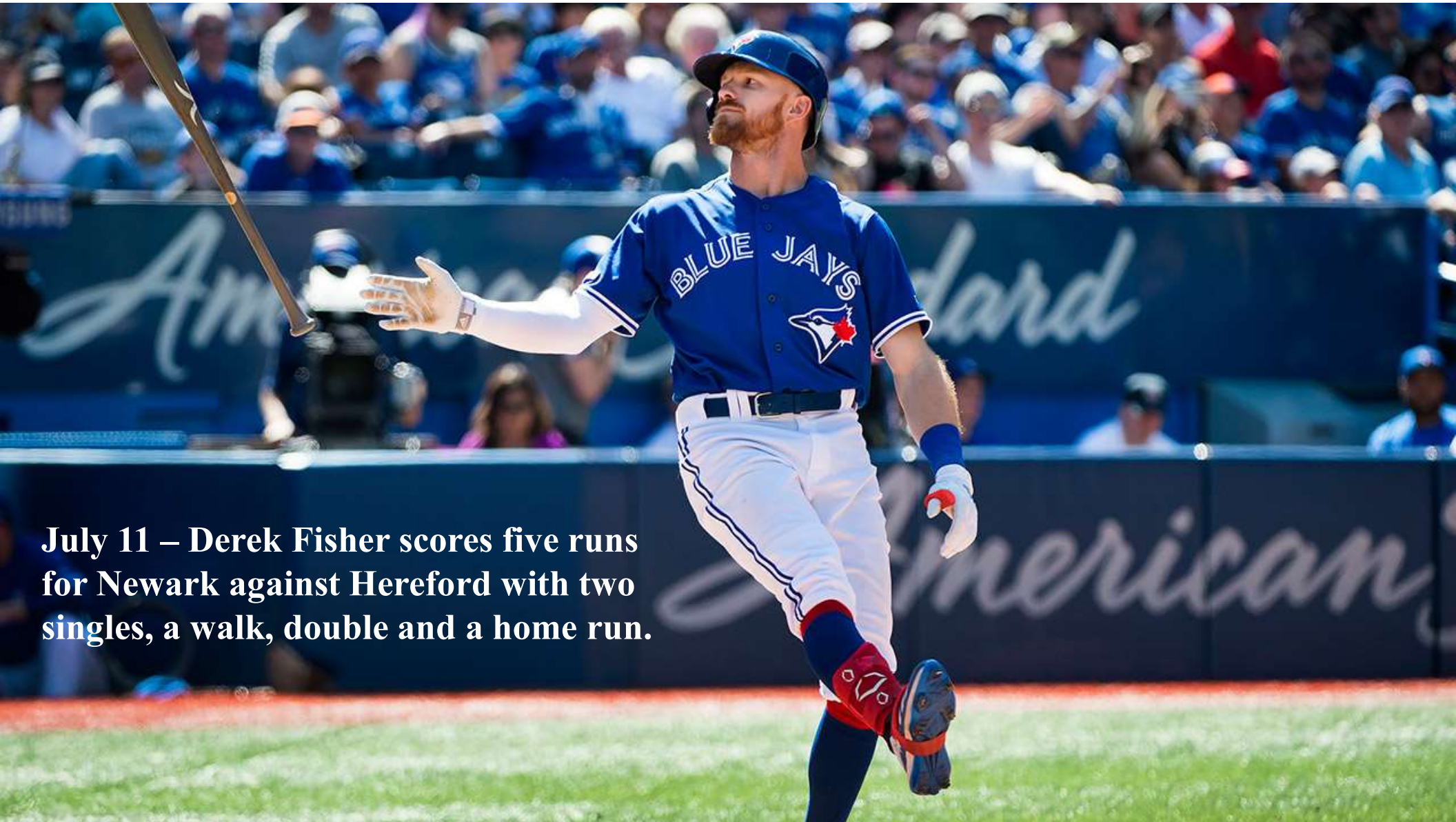
The 21st was Nick Madrigal, who did it not once, but TWICE for Hilton Head.





The logo for 'Five Times' is presented within a circular frame. The frame consists of two concentric rings: an inner red ring and an outer teal ring. The text 'FIVE' is positioned in the upper half of the circle, and 'TIMES' is in the lower half. Both words are rendered in a bold, blue, sans-serif font with a white outline. The background of the circle is white.

**FIVE
TIMES**



July 11 – Derek Fisher scores five runs for Newark against Hereford with two singles, a walk, double and a home run.

2B

THE CYCLE

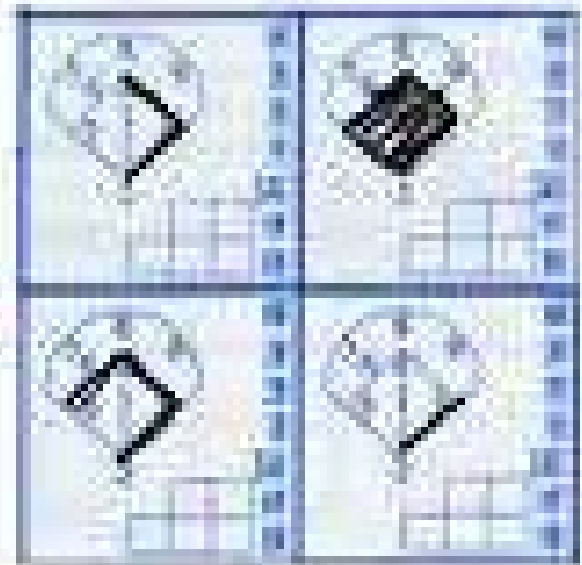
3B





1B

HR

Hits

for the cycle





June 8 – Brad Miller hits two home runs and completes the cycle for Hilton Head in Hereford. Brad knocked in eleven runs in the process

July 6
Jared Walsh highlights a Fargo
victory in Bradenton by hitting for
the cycle, driving in five runs for the
Fungoes.





July 7 – Mike Trout’s five hits cover the cycle with an extra single in Mimoso for Hilton Head. Mike knocks in six runs.

July 19
Alex Dickerson hits for
the cycle for Newark,
driving in five runs in
Gunpowder.





EXTRA-BASE HIT (S)

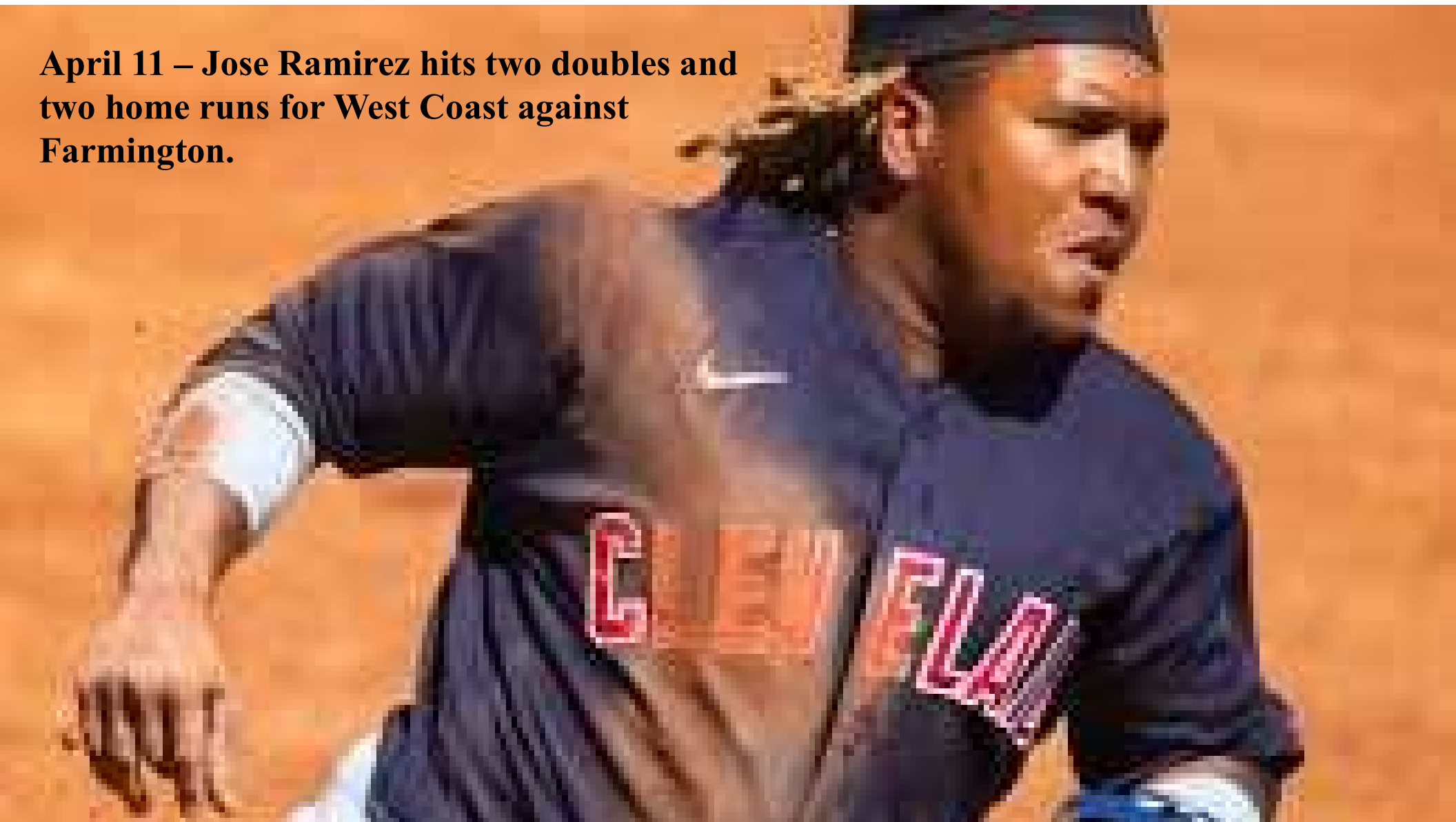
meaning, definition, explanation...

FOUR **Or** MORE



April 1
Renato Nunez hits three doubles
and a home run for Eastport in
Farmington, driving in 5 runs.

April 11 – Jose Ramirez hits two doubles and two home runs for West Coast against Farmington.





June 8
Brad Miller hits for the cycle with an extra home run and drives in 11 runs for Hilton Head in Hereford

June 14

**Jared Walsh hits two
doubles and two home
runs for Fargo against
Silver Spring while
driving in six runs**



June 21
Juan Soto hits a pair of
doubles and a pair of home
runs for Innisfree in
Arlington



July 19
Christian Walker has three
doubles, a single and a
home run for Hamilton
against Long Island



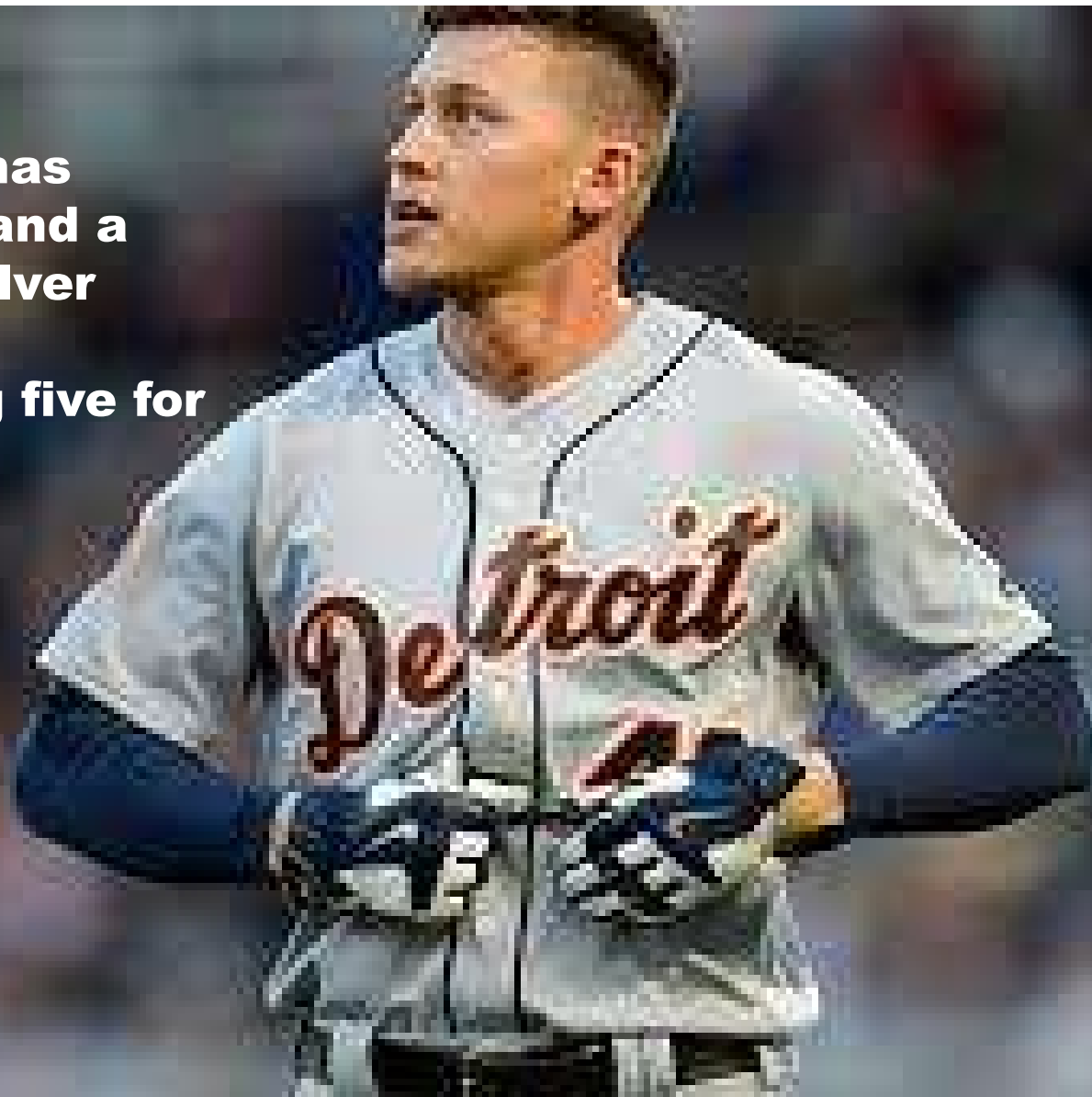


August 4 – Robbie Grossman doubles, triples and homers twice for Fargo against Arlington, driving home seven runners.

August 12

**JaCoby Jones has
FOUR doubles and a
home run for Silver
Spring against
Innisfree, going five for
five.**

5



"Have a Home Run Day!"
TM

Skipper Carrillo

Performed by LOVE TRIBE

LIMITED EDITION
COLLECTOR'S CD



THREE HOME RUNS IN ONE GAME

Robinson Cano (ES v HO, 4/01)

Will Smith (MR v HO, 5/15)

George Springer (FR v MR, 7/03)

Justin Upton (HH @ EA, 7/23)

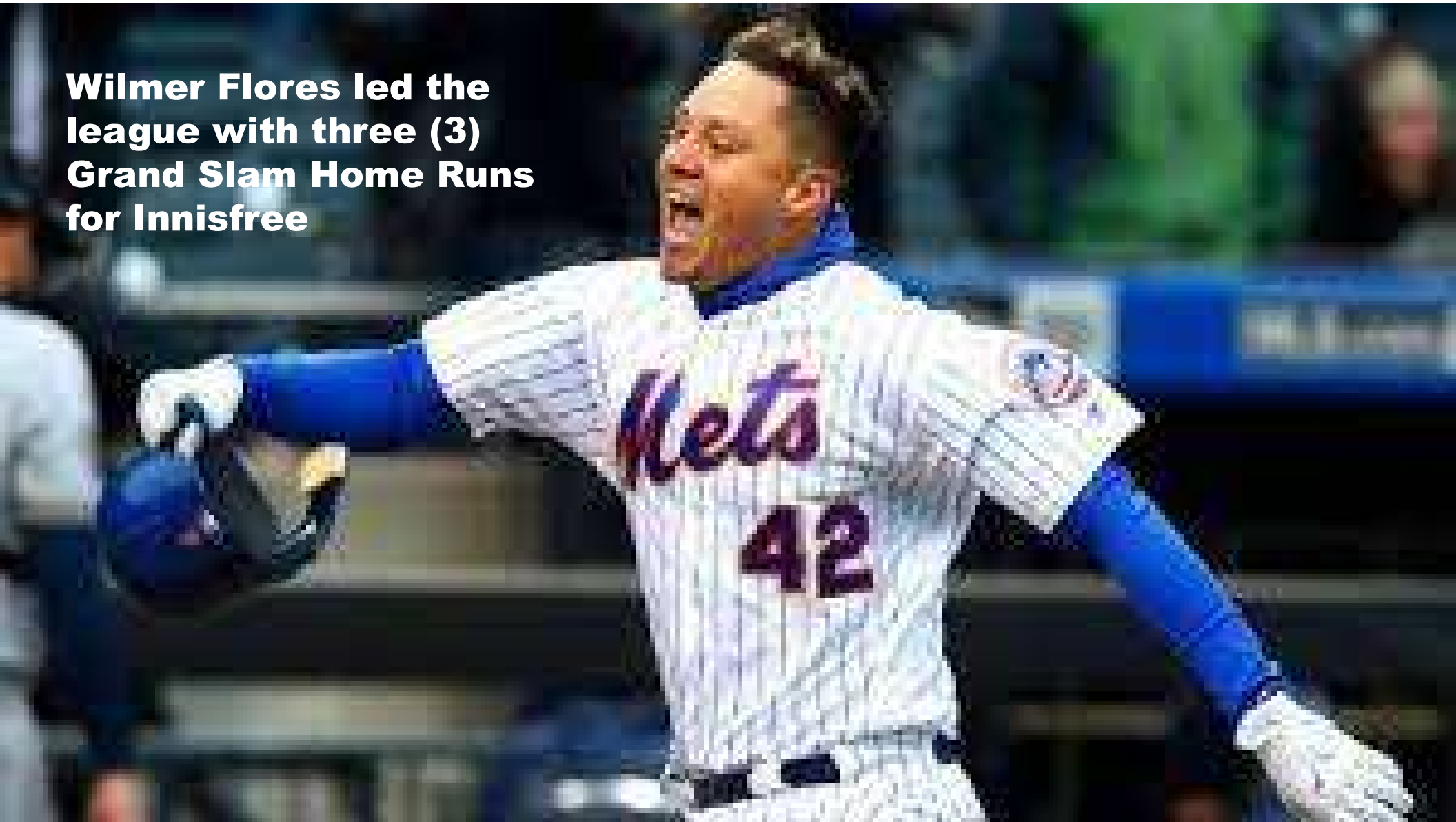
Eugenio Suarez (MR @ EB, 8/03)

Eddie Rosario (FR @ FF, 8/16)

Jake Cronenworth (EB v HO, 8/24)



Wilmer Flores led the league with three (3) Grand Slam Home Runs for Innisfree



**Five players hit two grand slams
this season:**

**Aaron Judge (Eastport)
Jacob Stallings (Hamilton)
Robinson Cano (Edinburgh)
Nelson Cruz (Farmington)
Bryce Harper (Rochester)**



2
GSHR

The 24 teams with the
most Grand Slam Home Runs

Rank	Name	GSHR	PA
1	Innisfree Dukes	7	5125
2	Hamilton Eh's	6	4988
3	Silver Spring Senators	5	5072
	Fargo Fungoes	5	5087
	Edinburgh Scotsmen	5	5089
	Newark Eagles	5	5100
7	Horseshoe Bay Polos	4	4948
	Long Island Islanders	4	5033
	Eastport Athletics	4	5135
	Farmington Rats	4	5196
	Beacon Braves	4	5230
12	Waukesha Freeman	3	4872
	Hereford Highlanders	3	4886
	Rochester Cheetahs	3	5071
	Gunpowder Ironmen	3	5082
	Scranton Spanish Flies	3	5093
	Hilton Head Hammerin' Hedgehogs	3	5189
	West Coast Wrecking Crew	3	5207
19	Mimosa Mirthmakers	2	4841
	Arlington Railsplitters	2	4892
	Morgantown Raiders	2	5117
22	Evanston Bees	1	4929
	Bradenton Buckeyes	1	5196
24	Bethesda Bambinos	0	4991

82

Grand Slams were hit this year





Only one player drove in more than 7 runs in one game this year and that was BRAD MILLER who drove in ELEVEN RUNS for Hilton Head on June 8 in Hereford.

11







5



Freddie Freeman (WC) drew five walks (one intentional) against Gunpowder on June 2.

Juan Soto (ID) walked five times against Hereford on August 14

A soldier in a trench during a battle, with the title 'CLOSE COMBAT THE LONGEST DAY' overlaid. The soldier is wearing a garrison cap and is looking towards the right. The background shows a battlefield with smoke and other soldiers in the distance.

CLOSE COMBAT
THE LONGEST DAY

Five times this season, teams played into the 15th inning:

April 12 – Edinburgh outlasted Evanston with a 6-4 walk off victory on a no-out 2-run home run by J.T. Realmuto.

April 16 – Rochester defeated host Bethesda, 7-5, thanks to a Travis Shaw home run.

May 11 – Farmington prevailed, 3-2, in West Coast with a Kyle Higashioka solo homer.

May 27 – Waukesha walked off a 4-3 winner over Scranton on a Cody Bellinger double

August 14 – Fargo walked off with a 7-6 win over Farmington, courtesy of a D.J. Stewart home run.

15





LOB

**You thought you had problems!
Newark stranded TWENTY
runners on base in a 13 inning
game in Scranton (the home
team left 16 runners on base) on
May 4.**

**Bethesda matched that total in a
14 inning game in Newark two
weeks later (May 18).**



**20
STRANDED**




TEAM STATS





EASTPORT ATHLETICS 2021 Opening Day Starting Lineup

1-Jon Berti, 2B 2-Trent Grisham, CF 3-Jeimer Candelario, 3B 4-James McCann, C
5-Aaron Judge, RF 6-Gleybar Torres, SS 7-Renato Nunez, 1B 8-Tommy Pham, LF
9-Martin Perez, P



Tom Meade

20 Fairway Drive

Manorville, NY 11949

(631) 383-1718

meado13@gmail.com



19 Pitchers	Tm	Lg	W	L	PCT	SV	ERA	G	GS	CG	SHO	QS	IP	H	R	ER	HR	SO	BB
ANDERSON, N.	EA	T20	3	2	.600	24	1.47	38	0	0	0	0	36.2	16	6	6	3	43	14
SCRUBB, A.	EA	T20	5	2	.714	12	1.69	49	0	0	0	0	48.0	19	10	9	5	38	33
SHERRIFF, R.	EA	T20	4	1	.800	1	1.99	26	0	0	0	0	22.2	11	5	5	1	17	7
LUGO, S.	EA	T20	6	3	.667	0	2.09	17	8	2	2	5	69.0	56	21	16	4	79	13
SOROKA, M.	EA	T20	6	0	1.000	0	2.29	6	6	0	0	4	35.1	32	10	9	1	26	13
DETWILER, R.	EA	T20	4	2	.667	0	2.76	46	0	0	0	0	45.2	22	17	14	6	37	11
GREENE, S.	EA	T20	3	1	.750	2	2.98	57	0	0	0	0	57.1	43	23	19	9	52	21
SNELL, B.	EA	T20	12	3	.800	0	3.02	17	17	0	0	8	98.1	77	36	33	13	100	25
VELASQUEZ, V.	EA	T20	3	0	1.000	0	3.07	10	4	0	0	3	44.0	46	17	15	6	63	16
VALDEZ, P.	EA	T20	2	0	1.000	0	3.20	60	0	0	0	0	70.1	53	28	25	10	67	20
FIERS, M.	EA	T20	10	3	.769	0	3.37	22	22	1	1	13	136.1	130	53	51	19	130	39
ARRIETA, J.	EA	T20	5	0	1.000	0	3.52	8	7	0	0	3	46.0	35	19	18	8	36	16
THIELBAR, C.	EA	T20	2	3	.400	1	3.55	47	0	0	0	0	38.0	25	15	15	7	33	24
SHEFFIELD, J.	EA	T20	10	4	.714	0	3.85	21	21	0	0	7	121.2	116	53	52	17	100	41
MILLS, A.	EA	T20	5	4	.556	0	3.96	12	12	0	0	7	72.2	63	39	32	10	59	26
McKENZIE, T.	EA	T20	7	6	.538	0	4.02	14	14	0	0	6	78.1	70	38	35	15	88	23
CISNERO, J.	EA	T20	1	1	.500	1	4.24	47	0	0	0	0	46.2	52	25	22	11	39	13
LINDBLOM, J.	ES	T20	2	0	1.000	0	5.19	5	5	1	1	1	26.0	25	15	15	3	21	13
PEREZ, M.	EA	T20	2	5	.286	0	5.54	17	16	1	1	7	91.0	101	57	56	14	85	53
Eastport Athletics			92	40	.697	41	3.40	519	132	5	5	64	1184.0	992	487	447	162	1113	421

19 Pitchers	Tm	Lg	SUP/9	R/9	ERA	BF/9	BR/9	H/9	BB/9	SO/9	HR/9	ERPT	OBA	BF	BR	IBB	HB	WP	BK
ANDERSON, N.	EA	T20	.0	1.47	1.47	34.4	7.4	3.9	3.4	10.6	.74	10.7	.128	140	30	0	0	0	0
SCRUBB, A.	EA	T20	.0	1.88	1.69	36.2	9.2	3.6	5.6	7.1	.94	12.9	.122	193	49	3	0	2	0
SHERRIFF, R.	EA	T20	.0	1.99	1.99	33.8	6.8	4.4	2.4	6.8	.40	5.3	.141	85	17	1	0	0	0
LUGO, S.	EA	T20	3.1	2.74	2.09	35.9	9.4	7.3	1.7	10.3	.52	15.5	.219	275	72	0	3	0	0
SOROKA, M.	EA	T20	6.9	2.55	2.29	37.4	11.5	8.2	3.3	6.6	.25	7.1	.241	147	45	0	0	2	0
DETWILER, R.	EA	T20	.0	3.35	2.76	33.1	6.7	4.3	2.0	7.3	1.18	6.8	.143	168	34	1	2	2	0
GREENE, S.	EA	T20	.0	3.61	2.98	37.0	10.2	6.8	3.1	8.2	1.41	7.2	.203	236	65	1	2	0	0
SNELL, B.	EA	T20	5.3	3.29	3.02	36.0	9.3	7.0	2.3	9.2	1.19	11.9	.213	393	102	0	0	1	0
VELASQUEZ, V.	EA	T20	4.3	3.48	3.07	39.3	12.9	9.4	3.3	12.9	1.23	5.1	.267	192	63	0	1	0	0
VALDEZ, P.	EA	T20	.0	3.58	3.20	36.7	9.6	6.8	2.3	8.6	1.28	7.1	.203	287	75	2	4	0	0
FIERS, M.	EA	T20	4.9	3.50	3.37	38.0	11.7	8.6	2.5	8.6	1.25	11.2	.250	576	177	1	9	0	0
ARRIETA, J.	EA	T20	6.7	3.72	3.52	37.2	10.6	6.8	3.1	7.0	1.57	3.0	.205	190	54	0	3	0	0
THIELBAR, C.	EA	T20	.0	3.55	3.55	38.4	10.7	5.9	4.7	7.8	1.66	2.3	.181	162	45	4	0	0	0
SHEFFIELD, J.	EA	T20	5.5	3.92	3.85	38.3	11.8	8.6	3.0	7.4	1.26	3.5	.246	518	159	1	3	0	0
MILLS, A.	EA	T20	7.3	4.83	3.96	38.6	12.0	7.8	3.2	7.3	1.24	1.2	.230	312	97	0	8	0	0
McKENZIE, T.	EA	T20	5.2	4.37	4.02	37.1	10.7	8.0	2.6	10.1	1.72	.7	.236	323	93	0	0	0	0
CISNERO, J.	EA	T20	.0	4.82	4.24	39.0	13.1	10.0	2.5	7.5	2.12	-.7	.281	202	68	0	3	0	0
LINDBLOM, J.	ES	T20	8.7	5.19	5.19	40.2	13.8	8.7	4.5	7.3	1.04	-3.1	.253	116	40	0	2	2	0
PEREZ, M.	EA	T20	4.0	5.64	5.54	41.0	15.3	10.0	5.2	8.4	1.38	-14.5	.285	415	155	0	1	1	0
Eastport Athletics			3.7	3.70	3.40	37.5	10.9	7.5	3.1	8.5	1.23	93.2	.225	4930	1440	14	41	10	0

38 Players	Tm	Lg	AVG	G	AB	R	H	2B	3B	HR	TB	RBI	SO	BB	ASB	SB	CS	SBP	GDP
VALDEZ, P.	EA	T20	.500	60	2	0	1	0	0	0	1	2	0	0	0	0	0	-	0
OZUNA, M.	EA	T20	.377	74	284	62	107	16	2	23	196	74	72	41	0	0	0	-	5
CANDELARIO, J.	EA	T20	.321	111	402	70	129	29	6	16	218	74	91	48	0	0	0	-	7
GRISHAM, T.	EA	T20	.282	129	517	104	146	32	3	19	241	62	150	73	60	54	6	90.0	2
SWANSON, D.	EA	T20	.279	119	433	66	121	30	3	18	211	44	114	38	24	20	4	83.3	4
ROMINE, A.	EA	T20	.279	47	140	12	39	8	0	1	50	18	57	16	0	0	0	-	1
TAUCHMAN, M.	EA	T20	.276	77	123	23	34	14	0	0	48	11	24	15	9	8	1	88.9	5
GUILLOUME, L.	EA	T20	.275	62	142	11	39	13	0	0	52	10	39	16	7	3	4	42.9	5
PHAM, T.	BT	T20	.274	30	73	21	20	2	0	2	28	13	15	15	10	10	0	100.0	0
JUDGE, A.	EA	T20	.267	87	247	42	66	5	0	22	137	64	70	16	1	1	0	100.0	10
ARRIETA, J.	EA	T20	.267	8	15	2	4	0	0	0	4	2	4	1	0	0	0	-	0
NUNEZ, R.	EA	T20	.261	94	303	35	79	14	0	17	144	57	96	27	0	0	0	-	8
BERTI, J.	EA	T20	.237	98	249	53	59	11	0	6	88	26	76	60	37	33	4	89.2	1
CALHOUN, K.	EA	T20	.236	105	348	63	82	19	1	26	181	74	86	34	2	2	0	100.0	8
GOODRUM, N.	EA	T20	.233	84	232	31	54	12	3	7	93	31	89	22	11	10	1	90.9	4
KNAPP, A.	EA	T20	.230	73	161	27	37	5	3	3	57	17	43	38	0	0	0	-	1
SHEFFIELD, J.	EA	T20	.225	21	40	3	9	0	0	0	9	6	7	3	0	0	0	-	0
McCANN, J.	EA	T20	.223	68	215	26	48	7	0	10	85	37	70	8	2	1	1	50.0	10
FIERS, M.	EA	T20	.209	22	43	4	9	1	0	0	10	5	13	5	0	0	0	-	0
TORRES, G.	EA	T20	.200	55	110	17	22	5	0	2	33	11	20	15	1	1	0	100.0	4
PEREZ, M.	EA	T20	.200	17	25	1	5	1	0	0	6	2	9	1	0	0	0	-	0
OLSON, M.	EA	T20	.164	90	207	23	34	2	1	10	68	32	84	35	0	0	0	-	0
LUGO, S.	EA	T20	.133	17	15	1	2	0	0	0	2	1	5	1	0	0	0	-	0
SNELL, B.	EA	T20	.121	17	33	0	4	1	0	0	5	2	14	1	0	0	0	-	0
OWINGS, C.	EA	T20	.116	25	43	6	5	0	0	0	5	3	11	3	1	0	1	.0	1
MILLS, A.	EA	T20	.107	12	28	1	3	1	0	0	4	3	10	0	0	0	0	-	1
VELASQUEZ, V.	EA	T20	.083	10	12	1	1	0	0	0	1	0	5	1	0	0	0	-	0
McKENZIE, T.	EA	T20	.077	14	26	0	2	0	1	0	4	1	11	0	0	0	0	-	0
SOROKA, M.	EA	T20	.000	6	13	0	0	0	0	0	0	0	9	0	0	0	0	-	0
LINDBLOM, J.	ES	T20	.000	5	9	1	0	0	0	0	0	0	2	0	0	0	0	-	1
QUINN, R.			.000	3	3	1	0	0	0	0	0	0	0	0	2	2	0	100.0	0
CISNERO, J.	EA	T20	.000	47	1	1	0	0	0	0	0	0	0	0	0	0	0	-	0
DETWILER, R.	EA	T20	.000	46	1	0	0	0	0	0	0	0	0	0	0	0	0	-	0
GREENE, S.	EA	T20	.000	57	1	0	0	0	0	0	0	0	0	0	0	0	0	-	0
SHERRIFF, R.	EA	T20	.000	26	1	0	0	0	0	0	0	0	1	0	0	0	0	-	0
ANDERSON, N.	EA	T20	-	38	0	0	0	0	0	0	0	0	0	0	0	0	0	-	0
SCRUBB, A.	EA	T20	-	49	0	0	0	0	0	0	0	0	0	0	0	0	0	-	0
THIELBAR, C.	EA	T20	-	47	0	0	0	0	0	0	0	0	0	0	0	0	0	-	0
Eastport Athletics			.258	1950	4497	708	1161	228	23	182	1981	682	1297	533	167	145	22	86.8	78


38 Players	Tm	Lg	AVG	OBP	SLG	OPS	ISO	SECA	TA	RCON	RC	RC/G	PA	IBB	HBP	SH	SF
VALDEZ, P.	EA	T20	.500	.500	.500	1.000	.000	.000	1.000	.2	.5	13.5	2	0	0	0	0
OZUNA, M.	EA	T20	.377	.453	.690	1.143	.313	.458	1.302	46.7	90.4	13.3	327	4	0	0	2
CANDELARIO, J.	EA	T20	.321	.396	.542	.939	.221	.341	.961	36.2	88.2	8.5	454	1	3	0	1
GRISHAM, T.	EA	T20	.282	.373	.466	.839	.184	.418	.979	42.5	104.1	7.3	598	2	3	3	2
SWANSON, D.	EA	T20	.279	.339	.487	.826	.208	.333	.844	22.9	74.4	6.3	472	2	1	0	0
ROMINE, A.	EA	T20	.279	.353	.357	.710	.079	.193	.647	1.6	18.4	4.8	157	5	0	1	0
TAUCHMAN, M.	EA	T20	.276	.355	.390	.745	.114	.293	.747	4.9	17.4	4.9	138	1	0	0	0
GUILLOIRME, L.	EA	T20	.275	.348	.366	.714	.092	.197	.634	.4	16.7	4.0	158	1	0	0	0
PHAM, T.	BT	T20	.274	.393	.384	.777	.110	.452	1.000	6.5	14.8	7.3	90	0	0	1	1
JUDGE, A.	EA	T20	.267	.321	.555	.876	.287	.356	.832	14.7	40.8	5.7	271	4	5	0	3
ARRIETA, J.	EA	T20	.267	.313	.267	.579	.000	.067	.455	-.6	1.5	3.1	18	0	0	2	0
NUNEZ, R.	EA	T20	.261	.320	.475	.795	.215	.304	.737	10.0	44.7	5.2	331	2	0	0	1
BERTI, J.	EA	T20	.237	.388	.353	.741	.116	.474	.938	17.0	45.3	6.2	312	0	2	0	1
CALHOUN, K.	EA	T20	.236	.325	.520	.845	.284	.388	.839	18.8	59.4	5.8	397	2	13	0	2
GOODRUM, N.	EA	T20	.233	.298	.401	.699	.168	.302	.683	2.3	28.9	4.2	256	3	0	1	1
KNAPP, A.	EA	T20	.230	.382	.354	.736	.124	.360	.784	5.8	25.8	5.5	204	1	3	0	2
SHEFFIELD, J.	EA	T20	.225	.273	.225	.498	.000	.075	.387	-2.6	3.0	2.3	47	0	0	3	1
McCANN, J.	EA	T20	.223	.285	.395	.680	.172	.209	.590	-1.9	21.7	3.3	235	0	11	0	1
FIERS, M.	EA	T20	.209	.292	.233	.524	.023	.140	.441	-2.4	3.9	2.5	56	0	0	8	0
TORRES, G.	EA	T20	.200	.294	.300	.594	.100	.245	.533	-3.0	10.0	2.9	127	0	0	1	1
PEREZ, M.	EA	T20	.200	.231	.240	.471	.040	.080	.350	-2.0	1.6	1.9	29	0	0	3	0
OLSON, M.	EA	T20	.164	.286	.329	.614	.164	.333	.601	-5.1	22.2	3.4	245	3	1	0	2
LUGO, S.	EA	T20	.133	.188	.133	.321	.000	.067	.231	-2.0	.6	1.0	18	0	0	2	0
SNELL, B.	EA	T20	.121	.147	.152	.299	.030	.061	.207	-4.7	.9	.8	36	0	0	2	0
OWINGS, C.	EA	T20	.116	.174	.116	.290	.000	.047	.200	-6.8	.8	.5	47	0	0	1	0
MILLS, A.	EA	T20	.107	.107	.143	.250	.036	.036	.154	-4.5	.4	.3	31	0	0	3	0
VELASQUEZ, V.	EA	T20	.083	.154	.083	.237	.000	.083	.182	-2.0	.4	.7	16	0	0	3	0
McKENZIE, T.	EA	T20	.077	.111	.154	.265	.077	.077	.208	-4.2	.5	.6	28	0	1	1	0
SOROKA, M.	EA	T20	.000	.000	.000	.000	.000	.000	.000	-3.3	.0	.0	17	0	0	4	0
LINDBLOM, J.	ES	T20	.000	.000	.000	.000	.000	.000	.000	-2.3	-.1	-.2	11	0	0	2	0
QUINN, R.			.000	.000	.000	.000	.000	.667	.667	-.1	.0	.0	3	0	0	0	0
CISNERO, J.	EA	T20	.000	.000	.000	.000	.000	.000	.000	-.3	.0	.0	1	0	0	0	0
DETWILER, R.	EA	T20	.000	.000	.000	.000	.000	.000	.000	-.3	.0	.0	1	0	0	0	0
GREENE, S.	EA	T20	.000	.000	.000	.000	.000	.000	.000	-.3	.0	.0	1	0	0	0	0
SHERRIFF, R.	EA	T20	.000	.000	.000	.000	.000	.000	.000	-.3	.0	.0	1	0	0	0	0
ANDERSON, N.	EA	T20	-	-	-	-	-	-	-	.0	-	-	0	0	0	0	0
SCRUBB, A.	EA	T20	-	-	-	-	-	-	-	.0	-	-	0	0	0	0	0
THIELBAR, C.	EA	T20	-	-	-	-	-	-	-	.0	-	-	0	0	0	0	0
Eastport Athletics			.258	.341	.441	.782	.182	.328	.786	181.9	711.0	5.5	5135	31	43	41	21



Beacon



Braves



1-Jason Heyward, RF 2-Willi Castro, SS
3-Paul Goldschmidt, 1B
4-Michael Brantley, LF
5-Starling Marte, CF 6-Jean Segura, 2B
7-Nolan Arenado, 3B 8-Roberto Perez, C
9-Gerrit Cole, P

BEACON BRAVES
2021 Opening Day
Lineup



Bob Braun

**207 Landover Drive
Richlands, NC 28574**

(919) 478-6080

Vitabob66@gmail.com

U-TCBA20 - Beacon Braves - Player Batting

35 Players	Tm	Lg	AVG	G	AB	R	H	2B	3B	HR	TB	RBI	SO	BB	ASB	SB	CS	SBP	GDP
ROE, C.	BB	TCBA	.500	20	2	1	1	0	0	0	1	1	0	1	0	0	0	-	0
PRESSLY, R.	BB	TCBA	.500	51	2	0	1	0	0	0	1	0	0	0	0	0	0	-	0
CASTRO, W.	BB	TCBA	.412	10	34	7	14	2	0	0	16	3	7	4	0	0	0	-	2
ARENADO, N.	BB	TCBA	.345	152	592	117	204	35	3	49	392	134	86	48	10	4	6	40.0	7
BROSSEAU, M.	BB	TCBA	.336	59	140	23	47	8	1	7	78	28	38	8	1	1	0	100.0	4
BRANTLEY, M.	BB	TCBA	.323	137	474	70	153	32	1	24	259	84	51	41	2	1	1	50.0	11
PEREZ, H.	BB	TCBA	.316	23	38	7	12	2	0	5	29	15	12	1	1	1	0	100.0	0
WALKER, N.	BB	TCBA	.280	88	132	19	37	12	0	4	61	17	33	17	0	0	0	-	1
LAUREANO, R.	BB	TCBA	.277	131	429	69	119	28	4	19	212	72	120	25	18	15	3	83.3	3
GOLDSCHMIDT, P.	BB	TCBA	.273	162	582	83	159	22	2	32	281	100	148	64	1	1	0	100.0	8
HEYWARD, J.	BB	TCBA	.271	94	229	44	62	8	2	11	107	30	42	22	12	9	3	75.0	1
SOGARD, E.	BB	TCBA	.269	128	412	61	111	18	0	12	165	45	76	30	8	5	3	62.5	3
LOCASTRO, T.	BB	TCBA	.262	25	65	9	17	1	2	0	22	5	14	2	14	14	0	100.0	1
MARTE, S.	BB	TCBA	.261	136	525	96	137	40	5	22	253	54	83	21	36	32	4	88.9	10
SEGURA, J.	BB	TCBA	.252	151	571	70	144	30	2	15	223	54	94	29	11	9	2	81.8	5
REDDICK, J.	BB	TCBA	.247	108	235	25	58	7	1	5	82	23	36	12	4	2	2	50.0	5
PEREZ, R.	BB	TCBA	.239	138	393	42	94	8	1	25	179	77	112	43	0	0	0	-	15
HECHAVARRIA, A.	BB	TCBA	.234	75	171	26	40	8	1	10	80	22	42	7	3	2	1	66.7	3
LEON, S.	BB	TCBA	.207	25	58	3	12	0	0	2	18	5	12	4	0	0	0	-	1
BADER, H.	BB	TCBA	.204	66	113	25	23	3	0	4	38	13	33	16	16	12	4	75.0	2
SUCRE, J.	BB	TCBA	.184	41	98	7	18	3	0	0	21	3	16	7	0	0	0	-	3
PAXTON, J.	BB	TCBA	.169	29	59	5	10	3	0	0	13	3	20	2	0	0	0	-	0
HERNANDEZ, E.	BB	TCBA	.154	10	13	1	2	0	0	0	2	1	7	0	0	0	0	-	0
MONTAS, F.	BB	TCBA	.150	16	40	4	6	0	0	0	6	2	11	3	0	0	0	-	0
COLE, G.	BB	TCBA	.145	32	76	9	11	2	0	0	13	1	21	4	0	0	0	-	4
JACKSON, L.	BB	TCBA	.111	47	9	0	1	0	0	0	1	0	6	2	0	0	0	-	0
LOPEZ, P.	BB	TCBA	.108	17	37	1	4	3	0	0	7	0	22	0	0	0	0	-	0
BUMGARNER, M.	BB	TCBA	.103	33	68	9	7	0	0	0	7	2	33	10	0	0	0	-	0
KRATZ, E.	BB	TCBA	.087	12	23	2	2	2	0	0	4	1	3	3	0	0	0	-	0
STROMAN, M.	BB	TCBA	.013	33	76	2	1	0	0	0	1	1	30	0	0	0	0	-	2
GILES, K.	BB	TCBA	.000	52	3	0	0	0	0	0	0	0	1	0	0	0	0	-	0
GOTT, T.	BB	TCBA	.000	15	2	0	0	0	0	0	0	0	1	0	0	0	0	-	0
KAHNLE, T.	BB	TCBA	.000	51	3	0	0	0	0	0	0	0	1	0	0	0	0	-	0
NERIS, H.	BB	TCBA	.000	60	3	0	0	0	0	0	0	0	1	0	0	0	0	-	0
HENDRIKS, L.	BB	TCBA	.000	61	2	0	0	0	0	0	0	0	0	0	0	0	0	-	0
Beacon Braves			.264	2288	5709	837	1507	277	25	246	2572	796	1212	426	137	108	29	78.8	91



35 Players	Tm	Lg	AVG	OBP	SLG	OPS	ISO	SECA	TA	RCON	RC	RC/G	PA	IBB	HBP	SH	SF
ROE, C.	BB	TCBA	.500	.500	.500	1.000	.000	.500	2.000	.5	.9	12.0	4	0	0	0	1
PRESSLY, R.	BB	TCBA	.500	.500	.500	1.000	.000	.000	1.000	.2	.5	13.5	2	0	0	0	0
CASTRO, W.	BB	TCBA	.412	.474	.471	.944	.059	.176	.909	3.4	7.2	8.8	38	0	0	0	0
ARENADO, N.	BB	TCBA	.345	.392	.662	1.054	.318	.395	1.117	71.2	152.6	10.1	653	8	4	0	9
BROSSEAU, M.	BB	TCBA	.336	.367	.557	.924	.221	.286	.897	11.2	27.8	7.6	150	0	0	0	2
BRANTLEY, M.	BB	TCBA	.323	.377	.546	.924	.224	.310	.913	38.4	96.4	7.7	522	4	3	0	4
PEREZ, H.	BB	TCBA	.316	.333	.763	1.096	.447	.500	1.192	5.0	9.9	10.3	39	0	0	0	0
WALKER, N.	BB	TCBA	.280	.362	.462	.825	.182	.311	.813	6.7	23.3	6.5	150	0	0	0	0
LAUREANO, R.	BB	TCBA	.277	.317	.494	.811	.217	.303	.804	18.5	69.5	5.8	461	2	2	0	5
GOLDSCHMIDT, P.	BB	TCBA	.273	.347	.483	.829	.210	.321	.810	28.5	100.2	6.2	652	3	3	0	3
HEYWARD, J.	BB	TCBA	.271	.335	.467	.802	.197	.319	.813	9.4	37.7	5.9	255	2	1	1	2
SOGARD, E.	BB	TCBA	.269	.318	.400	.718	.131	.209	.651	2.8	53.6	4.7	444	1	0	0	2
LOCASTRO, T.	BB	TCBA	.262	.351	.338	.690	.077	.323	.918	4.5	10.7	5.9	74	0	7	0	0
MARTE, S.	BB	TCBA	.261	.306	.482	.788	.221	.314	.796	21.9	78.6	5.2	563	1	14	1	2
SEGURA, J.	BB	TCBA	.252	.296	.391	.686	.138	.201	.618	-1.7	67.6	4.2	609	0	7	0	2
REDDICK, J.	BB	TCBA	.247	.282	.349	.631	.102	.153	.522	-6.6	22.0	3.2	248	0	0	0	1
PEREZ, R.	BB	TCBA	.239	.314	.455	.770	.216	.326	.707	9.5	52.9	4.6	437	4	0	0	0
HECHAVARRIA, A.	BB	TCBA	.234	.280	.468	.748	.234	.281	.689	2.0	21.6	4.3	183	1	4	1	0
LEON, S.	BB	TCBA	.207	.270	.310	.580	.103	.172	.489	-2.5	5.0	2.8	64	0	1	1	0
BADER, H.	BB	TCBA	.204	.333	.336	.670	.133	.345	.750	1.3	14.5	4.0	136	0	6	1	0
SUCRE, J.	BB	TCBA	.184	.252	.214	.467	.031	.102	.361	-7.7	5.2	1.7	107	1	2	0	0
PAXTON, J.	BB	TCBA	.169	.197	.220	.417	.051	.085	.306	-6.0	2.9	1.5	66	0	0	5	0
HERNANDEZ, E.	BB	TCBA	.154	.154	.154	.308	.000	.000	.182	-1.8	.4	.8	14	0	0	1	0
MONTAS, F.	BB	TCBA	.150	.209	.150	.359	.000	.075	.265	-4.8	1.6	1.2	45	0	0	2	0
COLE, G.	BB	TCBA	.145	.185	.171	.356	.026	.079	.246	-9.2	2.3	.8	89	0	0	8	1
JACKSON, L.	BB	TCBA	.111	.273	.111	.384	.000	.222	.375	-.9	.5	1.5	12	0	0	1	0
LOPEZ, P.	BB	TCBA	.108	.108	.189	.297	.081	.081	.212	-5.4	.9	.6	42	0	0	5	0
BUMGARNER, M.	BB	TCBA	.103	.218	.103	.321	.000	.147	.279	-8.7	2.5	1.0	83	0	0	5	0
KRATZ, E.	BB	TCBA	.087	.222	.174	.396	.087	.217	.381	-2.3	1.1	1.4	27	0	1	0	0
STROMAN, M.	BB	TCBA	.013	.013	.013	.026	.000	.000	.013	-18.3	-.0	-.0	80	0	0	4	0
GILES, K.	BB	TCBA	.000	.000	.000	.000	.000	.000	.000	-.8	.0	.0	3	0	0	0	0
GOTT, T.	BB	TCBA	.000	.000	.000	.000	.000	.000	.000	-.5	.0	.0	3	0	0	1	0
KAHNLE, T.	BB	TCBA	.000	.000	.000	.000	.000	.000	.000	-.8	.0	.0	3	0	0	0	0
NERIS, H.	BB	TCBA	.000	.000	.000	.000	.000	.000	.000	-.8	.0	.0	3	0	0	0	0
HENDRIKS, L.	BB	TCBA	.000	.000	.000	.000	.000	.000	.000	-.5	.0	.0	2	0	0	0	0
Beacon Braves			.264	.319	.451	.770	.187	.275	.731	155.9	830.4	5.1	6263	27	55	37	34

16 Pitchers	Tm	Lg	W	L	PCT	SV	ERA	G	GS	CG	SHO	QS	IP	H	R	ER	HR	SO	BB
PRESSLY, R.	BB	TCBA	7	3	.700	2	1.77	51	0	0	0	0	61.0	32	13	12	7	62	19
GILES, K.	BB	TCBA	7	2	.778	5	2.07	52	0	0	0	0	61.0	28	16	14	8	66	21
SUCRE, J.	BB	TCBA	0	0	-	0	2.25	2	0	0	0	0	4.0	2	1	1	0	1	4
ROE, C.	BB	TCBA	2	1	.667	2	2.32	20	0	0	0	0	31.0	24	16	8	3	37	18
HENDRIKS, L.	BB	TCBA	5	6	.455	36	2.88	61	0	0	0	0	65.2	38	23	21	9	74	19
LOPEZ, P.	BB	TCBA	12	3	.800	0	2.91	17	17	1	1	10	105.0	89	34	34	12	89	26
COLE, G.	BB	TCBA	17	7	.708	0	3.04	32	31	8	3	21	224.2	149	79	76	39	281	53
MONTAS, F.	BB	TCBA	7	4	.636	0	3.24	16	16	1	1	9	108.1	86	46	39	17	114	23
STROMAN, M.	BB	TCBA	12	5	.706	0	3.35	33	33	3	1	19	206.2	164	85	77	29	194	58
NERIS, H.	BB	TCBA	2	0	1.000	3	3.77	60	0	0	0	0	57.1	39	25	24	8	61	23
PAXTON, J.	BB	TCBA	15	7	.682	0	3.87	29	27	4	2	15	172.0	152	78	74	29	183	73
BUMGARNER, M.	BB	TCBA	16	8	.667	0	4.51	33	33	3	1	16	211.1	206	108	106	34	202	71
JACKSON, L.	BB	TCBA	2	1	.667	4	4.88	47	0	0	0	0	55.1	64	34	30	12	59	34
KAHNLE, T.	BB	TCBA	4	5	.444	0	5.07	51	0	0	0	0	60.1	49	35	34	9	65	24
GOTT, T.	BB	TCBA	1	0	1.000	2	6.10	15	0	0	0	0	20.2	27	15	14	3	20	4
HERNANDEZ, E.	BB	TCBA	0	1	.000	1	6.39	10	5	1	0	1	43.2	69	36	31	10	41	17
Beacon Braves			109	53	.673	55	3.60	529	162	21	9	91	1488.0	1218	644	595	229	1549	487

16 Pitchers	Tm	Lg	SUP/9	R/9	ERA	BF/9	BR/9	H/9	BB/9	SO/9	HR/9	ERPT	OBA	BF	BR	IBB	HB	WP	BK
PRESSLY, R.	BB	TCBA	.0	1.92	1.77	34.2	7.2	4.7	2.5	9.1	1.03	18.2	.150	232	49	2	0	1	0
GILES, K.	BB	TCBA	.0	2.36	2.07	34.1	7.1	4.1	3.0	9.7	1.18	16.2	.135	231	48	1	0	0	0
SUCRE, J.	BB	TCBA	.0	2.25	2.25	36.0	13.5	4.5	9.0	2.3	.00	1.0	.167	16	6	0	0	1	0
ROE, C.	BB	TCBA	.0	4.65	2.32	39.8	12.8	7.0	5.2	10.7	.87	7.3	.205	137	44	0	2	0	0
HENDRIKS, L.	BB	TCBA	.0	3.15	2.88	35.1	8.1	5.2	2.6	10.1	1.23	11.5	.165	256	59	0	2	2	0
LOPEZ, P.	BB	TCBA	6.2	2.91	2.91	36.0	10.4	7.6	2.1	7.6	1.03	18.0	.234	420	121	1	7	0	0
COLE, G.	BB	TCBA	5.3	3.16	3.04	34.7	8.2	6.0	2.1	11.3	1.56	35.2	.186	867	205	1	4	0	0
MONTAS, F.	BB	TCBA	6.2	3.82	3.24	36.8	9.9	7.1	1.9	9.5	1.41	14.6	.213	443	119	0	10	2	0
STROMAN, M.	BB	TCBA	4.7	3.70	3.35	36.7	10.1	7.1	2.5	8.4	1.26	25.3	.213	843	231	0	9	6	0
NERIS, H.	BB	TCBA	.0	3.92	3.77	36.3	9.1	6.1	2.8	9.6	1.26	4.4	.194	231	58	5	1	0	0
PAXTON, J.	BB	TCBA	4.7	4.08	3.87	38.3	12.1	8.0	3.8	9.6	1.52	11.1	.237	732	231	0	6	5	0
BUMGARNER, M.	BB	TCBA	5.5	4.60	4.51	38.5	12.3	8.8	3.0	8.6	1.45	-1.4	.252	905	288	0	11	2	0
JACKSON, L.	BB	TCBA	.0	5.53	4.88	41.2	16.1	10.4	5.5	9.6	1.95	-2.6	.298	253	99	0	1	1	0
KAHNLE, T.	BB	TCBA	.0	5.22	5.07	37.4	11.0	7.3	3.4	9.7	1.34	-4.1	.219	251	74	1	2	1	0
GOTT, T.	BB	TCBA	.0	6.53	6.10	40.9	14.4	11.8	1.7	8.7	1.31	-3.8	.307	94	33	0	2	0	0
HERNANDEZ, E.	BB	TCBA	3.1	7.42	6.39	44.7	18.1	14.2	3.5	8.5	2.06	-9.4	.350	217	88	0	2	0	0
Beacon Braves			3.8	3.90	3.60	37.1	10.6	7.4	2.9	9.4	1.39	141.5	.221	6128	1753	11	59	21	0



Bethesda






MD

Bambinos



BETHESDA BAMBINOS 2021 Opening Day Starting Lineup



- 1-Ian Happ, CF
- 2-Brandon Lowe, 2B
- 3-Marcel Ozuna, LF
- 4-Anthony Rizzo, 1B
- 5-Jorge Soler, LF
- 6-Carlos Correa, SS
- 7-J.D. Davis, 3B
- 8-Tony Wolters, C
- 9-Blake Snell, P



Frank Tedeschi

**19620 Bruner Way
Poolesville, MD 20837
(301) 473-2079
frankt@comcast.net**



22 Pitchers	Tm	Lg	W	L	PCT	SV	ERA	G	GS	CG	SHO	QS	IP	H	R	ER	HR	SO	BB
BRASIER, R.			0	1	.000	0	.00	7	0	0	0	0	9.0	5	2	0	0	12	1
PAREDES, E.			0	1	.000	0	1.59	8	0	0	0	0	11.1	6	2	2	1	9	4
URQUIDY, J.	BT	T20	5	3	.625	2	2.39	18	8	2	2	6	67.2	43	22	18	8	51	23
BIEBER, S.	BT	T20	14	8	.636	1	2.66	26	25	7	1	17	196.0	111	63	58	30	219	49
HOWARD, S.	BT	T20	2	1	.667	0	2.82	20	4	0	0	3	51.0	41	21	16	6	50	22
WRIGHT, K.	BT	T20	2	0	1.000	0	3.29	5	4	0	0	2	27.1	27	10	10	1	20	14
STAMMEN, C.	BT	T20	1	2	.333	4	3.31	38	0	0	0	0	49.0	47	24	18	3	39	12
CHAFIN, A.	BT	T20	1	1	.500	1	3.60	16	0	0	0	0	20.0	19	8	8	3	19	8
COONROD, S.	BT	T20	1	0	1.000	0	4.09	6	0	0	0	0	11.0	12	5	5	1	11	9
MINOR, M.	BT	T20	7	9	.438	1	4.12	26	20	1	0	10	131.0	149	75	60	12	136	55
BRADLEY, A.	BT	T20	4	5	.444	12	4.17	40	0	0	0	0	45.1	36	24	21	6	43	10
PADDACK, C.	BT	T20	4	11	.267	0	4.48	24	22	1	0	10	134.2	143	79	67	22	141	45
HUDSON, D.	BT	T20	2	0	1.000	0	4.96	28	0	0	0	0	32.2	33	20	18	7	41	18
CIVALE, A.	BT	T20	9	11	.450	0	5.02	26	25	2	1	8	150.2	180	96	84	25	146	41
SNELL, B.	EA	T20	1	1	.500	0	5.32	4	4	0	0	2	23.2	24	14	14	4	19	8
MIZE, C.	BT	T20	0	3	.000	0	5.40	12	4	0	0	1	35.0	41	24	21	4	36	14
KIMBREL, C.	BT	T20	0	3	.000	0	5.54	16	0	0	0	0	26.0	26	16	16	5	26	11
KENNEDY, I.	BT	T20	1	1	.500	0	5.56	17	0	0	0	0	22.2	24	14	14	7	32	11
CISNERO, J.	EA	T20	1	2	.333	0	6.00	9	0	0	0	0	12.0	8	8	8	1	11	4
BOYD, M.	BT	T20	2	9	.182	1	7.92	22	12	0	0	2	80.2	111	73	71	20	84	32
MILEY, W.	BT	T20	1	2	.333	0	8.55	9	4	0	0	1	33.2	48	34	32	3	31	27
CISHEK, S.			0	0	-	0	11.57	4	0	0	0	0	2.1	7	4	3	0	3	2
Bethesda Bambinos			58	74	.439	22	4.33	381	132	13	4	62	1172.2	1141	638	564	169	1179	420

22 Pitchers	Tm	Lg	SUP/9	R/9	ERA	BF/9	BR/9	H/9	BB/9	SO/9	HR/9	ERPT	OBA	BF	BR	IBB	HB	WP	BK
BRASIER, R.			.0	2.00	.00	32.0	6.0	5.0	1.0	12.0	.00	4.1	.167	32	6	0	0	0	0
PAREDES, E.			.0	1.59	1.59	33.4	7.9	4.8	3.2	7.1	.79	3.2	.158	42	10	0	0	0	0
URQUIDY, J.	BT	T20	2.1	2.93	2.39	36.4	9.8	5.7	2.9	6.8	1.06	12.9	.178	274	74	1	9	0	0
BIEBER, S.	BT	T20	3.6	2.89	2.66	34.6	7.6	5.1	2.2	10.1	1.38	31.4	.160	753	165	2	7	1	0
HOWARD, S.	BT	T20	1.2	3.71	2.82	37.9	11.3	7.2	3.7	8.8	1.06	7.3	.215	215	64	1	2	0	0
WRIGHT, K.	BT	T20	8.9	3.29	3.29	38.9	13.5	8.9	4.3	6.6	.33	2.5	.270	118	41	1	1	0	0
STAMMEN, C.	BT	T20	.0	4.41	3.31	38.2	11.0	8.6	1.8	7.2	.55	4.4	.247	208	60	2	3	1	0
CHAFIN, A.	BT	T20	.0	3.60	3.60	37.8	12.2	8.6	3.6	8.6	1.35	1.1	.257	84	27	0	0	0	0
COONROD, S.	BT	T20	.0	4.09	4.09	45.8	18.0	9.8	6.5	9.0	.82	.0	.267	56	22	1	2	0	0
MINOR, M.	BT	T20	5.3	5.15	4.12	39.9	14.3	10.2	3.8	9.3	.82	-.2	.289	581	208	0	4	0	0
BRADLEY, A.	BT	T20	.0	4.76	4.17	37.5	9.7	7.1	1.6	8.5	1.19	-.3	.211	189	49	2	5	0	0
PADDACK, C.	BT	T20	2.9	5.28	4.48	39.1	13.0	9.6	2.9	9.4	1.47	-5.6	.272	585	195	1	8	0	0
HUDSON, D.	BT	T20	.0	5.51	4.96	41.6	14.9	9.1	5.0	11.3	1.93	-3.1	.258	151	54	0	3	0	0
CIVALE, A.	BT	T20	5.1	5.73	5.02	40.0	13.5	10.8	2.4	8.7	1.49	-15.3	.293	669	226	0	5	0	2
SNELL, B.	EA	T20	4.9	5.32	5.32	36.9	12.2	9.1	3.0	7.2	1.52	-3.2	.273	97	32	0	0	0	0
MIZE, C.	BT	T20	.8	6.17	5.40	41.9	14.9	10.5	3.3	9.3	1.03	-5.0	.291	163	58	1	4	2	0
KIMBREL, C.	BT	T20	.0	5.54	5.54	39.5	13.2	9.0	3.8	9.0	1.73	-4.1	.257	114	38	0	1	0	0
KENNEDY, I.	BT	T20	.0	5.56	5.56	40.1	13.1	9.5	3.6	12.7	2.78	-3.7	.267	101	33	2	0	0	0
CISNERO, J.	EA	T20	.0	6.00	6.00	36.0	7.5	6.0	1.5	8.3	.75	-2.5	.186	48	10	2	0	0	0
BOYD, M.	BT	T20	3.1	8.14	7.92	42.8	16.3	12.4	3.5	9.4	2.23	-34.2	.320	384	146	1	4	3	0
MILEY, W.	BT	T20	3.5	9.09	8.55	46.5	20.3	12.8	7.2	8.3	.80	-16.6	.338	174	76	0	1	0	0
CISHEK, S.			.0	15.43	11.57	65.6	34.7	27.0	7.7	11.6	.00	-1.9	.467	17	9	0	0	0	0
Bethesda Bambinos			3.0	4.90	4.33	38.8	12.3	8.8	3.1	9.0	1.30	-29.0	.252	5055	1603	17	59	7	2

42 Players	Tm	Lg	AVG	G	AB	R	H	2B	3B	HR	TB	RBI	SO	BB	ASB	SB	CS	SBP	GDP
BRADLEY, A.	BT	T20	1.000	40	1	0	1	0	0	0	1	0	0	0	0	0	0	-	0
COONROD, S.	BT	T20	1.000	6	1	1	1	0	0	0	1	0	0	0	0	0	0	-	0
PAREDES, E.			1.000	8	1	0	1	0	0	0	1	1	0	0	0	0	0	-	0
HOWARD, S.	BT	T20	.429	20	7	2	3	0	0	0	3	1	4	1	0	0	0	-	0
BICHETTE, B.	BT	T20	.299	70	164	25	49	12	1	9	90	30	40	3	9	9	0	100.0	4
OZUNA, M.	EA	T20	.297	58	219	38	65	9	0	17	125	36	57	37	1	1	0	100.0	4
MINOR, M.	BT	T20	.293	26	41	2	12	1	0	0	13	2	6	1	0	0	0	-	0
PLAWECKI, K.	BT	T20	.286	73	140	16	40	6	1	1	51	12	28	7	0	0	0	-	6
WADE, L.	BT	T20	.268	33	56	8	15	5	0	0	20	4	11	5	1	1	0	100.0	0
LOWE, B.	BT	T20	.256	117	446	76	114	23	4	33	244	84	132	59	5	5	0	100.0	3
SANO, M.	BT	T20	.251	77	183	24	46	9	0	13	94	39	83	14	0	0	0	-	1
MILEY, W.	BT	T20	.250	9	8	1	2	0	0	0	2	0	3	1	0	0	0	-	0
MIZE, C.	BT	T20	.250	12	8	0	2	0	0	0	2	0	1	0	0	0	0	-	0
WARD, T.	BT	T20	.237	31	80	5	19	3	0	0	22	3	26	5	0	0	0	-	0
McMAHON, R.	BT	T20	.235	76	204	25	48	6	2	8	82	30	68	20	0	0	0	-	2
HAPP, I.	BT	T20	.235	120	485	87	114	19	5	24	215	58	158	58	0	0	0	-	3
PHAM, T.	BT	T20	.234	62	209	28	49	5	0	8	78	21	49	18	6	6	0	100.0	0
CORREA, C.	BT	T20	.233	109	408	39	95	21	0	7	137	30	90	21	2	2	0	100.0	3
SOLER, J.	BT	T20	.223	98	341	35	76	16	2	14	138	38	128	31	0	0	0	-	10
DAVIS, J.	BT	T20	.223	98	292	34	65	17	0	8	106	28	76	36	0	0	0	-	8
HEIM, J.	BT	T20	.214	38	117	6	25	0	0	0	25	5	16	9	0	0	0	-	2
RIZZO, A.	BT	T20	.212	109	354	47	75	8	0	20	143	54	73	39	1	1	0	100.0	5
WOLTERS, T.	BT	T20	.186	77	236	16	44	8	0	0	52	10	71	11	0	0	0	-	0
BRYANT, K.	BT	T20	.176	57	148	11	26	2	1	3	39	11	53	8	1	1	0	100.0	0
DAHL, D.	BT	T20	.169	58	118	7	20	2	2	0	26	7	38	8	2	2	0	100.0	2
BOYD, M.	BT	T20	.158	22	19	1	3	0	0	0	3	0	7	3	0	0	0	-	0
CIVALE, A.	BT	T20	.136	26	44	1	6	1	0	0	7	4	15	4	0	0	0	-	0
BIEBER, S.	BT	T20	.119	26	59	4	7	1	0	0	8	1	18	4	0	0	0	-	0
PADDACK, C.	BT	T20	.091	24	44	2	4	2	0	0	6	2	15	0	0	0	0	-	1
URQUIDY, J.	BT	T20	.063	18	16	0	1	1	0	0	2	1	3	2	0	0	0	-	0
WRIGHT, K.	BT	T20	.000	5	10	1	0	0	0	0	0	0	2	1	0	0	0	-	0
SNELL, B.	EA	T20	.000	4	5	0	0	0	0	0	0	0	0	1	0	0	0	-	0
CARPENTER, M.			.000	5	8	0	0	0	0	0	0	0	3	0	0	0	0	-	0
SMITH, K.			.000	2	6	0	0	0	0	0	0	0	3	2	0	0	0	-	1
KIMBREL, C.	BT	T20	.000	16	2	0	0	0	0	0	0	0	1	0	0	0	0	-	0
CISNERO, J.	EA	T20	.000	9	1	0	0	0	0	0	0	0	0	0	0	0	0	-	0
STAMMEN, C.	BT	T20	.000	38	1	0	0	0	0	0	0	0	0	0	0	0	0	-	0
BRASIER, R.			-	7	0	0	0	0	0	0	0	0	0	0	0	0	0	-	0
CHAFIN, A.	BT	T20	-	16	0	0	0	0	0	0	0	0	0	0	0	0	0	-	0
CISHEK, S.			-	4	0	0	0	0	0	0	0	0	0	0	0	0	0	-	0
HUDSON, D.	BT	T20	-	28	0	0	0	0	0	0	0	0	0	0	0	0	0	-	0
KENNEDY, I.	BT	T20	-	17	0	0	0	0	0	0	0	0	0	0	0	0	0	-	0
Bethesda Bambinos			.229	1749	4482	542	1028	177	18	165	1736	512	1278	409	28	28	0	100.0	55

42 Players	Tm	Lg	AVG	G	AB	R	H	2B	3B	HR	TB	RBI	SO	BB	ASB	SB	CS	SBP	GDP
BRADLEY, A.	BT	T20	1.000	40	1	0	1	0	0	0	1	0	0	0	0	0	0	-	0
COONROD, S.	BT	T20	1.000	6	1	1	1	0	0	0	1	0	0	0	0	0	0	-	0
PAREDES, E.			1.000	8	1	0	1	0	0	0	1	1	0	0	0	0	0	-	0
HOWARD, S.	BT	T20	.429	20	7	2	3	0	0	0	3	1	4	1	0	0	0	-	0
BICHETTE, B.	BT	T20	.299	70	164	25	49	12	1	9	90	30	40	3	9	9	0	100.0	4
OZUNA, M.	EA	T20	.297	58	219	38	65	9	0	17	125	36	57	37	1	1	0	100.0	4
MINOR, M.	BT	T20	.293	26	41	2	12	1	0	0	13	2	6	1	0	0	0	-	0
PLAWECKI, K.	BT	T20	.286	73	140	16	40	6	1	1	51	12	28	7	0	0	0	-	6
WADE, L.	BT	T20	.268	33	56	8	15	5	0	0	20	4	11	5	1	1	0	100.0	0
LOWE, B.	BT	T20	.256	117	446	76	114	23	4	33	244	84	132	59	5	5	0	100.0	3
SANO, M.	BT	T20	.251	77	183	24	46	9	0	13	94	39	83	14	0	0	0	-	1
MILEY, W.	BT	T20	.250	9	8	1	2	0	0	0	2	0	3	1	0	0	0	-	0
MIZE, C.	BT	T20	.250	12	8	0	2	0	0	0	2	0	1	0	0	0	0	-	0
WARD, T.	BT	T20	.237	31	80	5	19	3	0	0	22	3	26	5	0	0	0	-	0
McMAHON, R.	BT	T20	.235	76	204	25	48	6	2	8	82	30	68	20	0	0	0	-	2
HAPP, I.	BT	T20	.235	120	485	87	114	19	5	24	215	58	158	58	0	0	0	-	3
PHAM, T.	BT	T20	.234	62	209	28	49	5	0	8	78	21	49	18	6	6	0	100.0	0
CORREA, C.	BT	T20	.233	109	408	39	95	21	0	7	137	30	90	21	2	2	0	100.0	3
SOLER, J.	BT	T20	.223	98	341	35	76	16	2	14	138	38	128	31	0	0	0	-	10
DAVIS, J.	BT	T20	.223	98	292	34	65	17	0	8	106	28	76	36	0	0	0	-	8
HEIM, J.	BT	T20	.214	38	117	6	25	0	0	0	25	5	16	9	0	0	0	-	2
RIZZO, A.	BT	T20	.212	109	354	47	75	8	0	20	143	54	73	39	1	1	0	100.0	5
WOLTERS, T.	BT	T20	.186	77	236	16	44	8	0	0	52	10	71	11	0	0	0	-	0
BRYANT, K.	BT	T20	.176	57	148	11	26	2	1	3	39	11	53	8	1	1	0	100.0	0
DAHL, D.	BT	T20	.169	58	118	7	20	2	2	0	26	7	38	8	2	2	0	100.0	2
BOYD, M.	BT	T20	.158	22	19	1	3	0	0	0	3	0	7	3	0	0	0	-	0
CIVALE, A.	BT	T20	.136	26	44	1	6	1	0	0	7	4	15	4	0	0	0	-	0
BIEBER, S.	BT	T20	.119	26	59	4	7	1	0	0	8	1	18	4	0	0	0	-	0
PADDACK, C.	BT	T20	.091	24	44	2	4	2	0	0	6	2	15	0	0	0	0	-	1
URQUIDY, J.	BT	T20	.063	18	16	0	1	1	0	0	2	1	3	2	0	0	0	-	0
WRIGHT, K.	BT	T20	.000	5	10	1	0	0	0	0	0	0	2	1	0	0	0	-	0
SNELL, B.	EA	T20	.000	4	5	0	0	0	0	0	0	0	0	1	0	0	0	-	0
CARPENTER, M.			.000	5	8	0	0	0	0	0	0	0	3	0	0	0	0	-	0
SMITH, K.			.000	2	6	0	0	0	0	0	0	0	3	2	0	0	0	-	1
KIMBREL, C.	BT	T20	.000	16	2	0	0	0	0	0	0	0	1	0	0	0	0	-	0
CISNERO, J.	EA	T20	.000	9	1	0	0	0	0	0	0	0	0	0	0	0	0	-	0
STAMMEN, C.	BT	T20	.000	38	1	0	0	0	0	0	0	0	0	0	0	0	0	-	0
BRASIER, R.			-	7	0	0	0	0	0	0	0	0	0	0	0	0	0	-	0
CHAFIN, A.	BT	T20	-	16	0	0	0	0	0	0	0	0	0	0	0	0	0	-	0
CISHEK, S.			-	4	0	0	0	0	0	0	0	0	0	0	0	0	0	-	0
HUDSON, D.	BT	T20	-	28	0	0	0	0	0	0	0	0	0	0	0	0	0	-	0
KENNEDY, I.	BT	T20	-	17	0	0	0	0	0	0	0	0	0	0	0	0	0	-	0
Bethesda Bambinos			.229	1749	4482	542	1028	177	18	165	1736	512	1278	409	28	28	0	100.0	55

LONG
ISLAND
NEW YORK





LONG ISLAND ISLANDERS 2021 Opening Day Starting Lineup

1-Joey Wendle, 3B 2-Shogo Akiyama, CF 3-Corey Seager, SS 4-Max Muncy, 1B

5-Joc Pederson, RF 6-Kike Hernandez, 2B 7-Willson Contreras, C 8-Jose Marmolejos, LF

9-Aaron Nola, P





Jim McEneaney

242 Wyandanch Road

Sayville, NY 11782

(516) 672-0692

Longislanders@verizon.net

16 Pitchers	Tm	Lg	W	L	PCT	SV	ERA	G	GS	CG	SHO	QS	IP	H	R	ER	HR	SO	BB
CAMERON, D.	LI	T20	0	0	-	0	.00	1	0	0	0	0	1.0	0	0	0	0	1	1
QUANTRILL, C.	LI	T20	4	4	.500	12	1.59	37	6	0	0	6	90.1	47	18	16	8	70	23
NOLA, A.	LI	T20	11	10	.524	0	3.01	28	26	6	3	14	179.1	151	73	60	19	215	54
COBB, A.	LI	T20	6	8	.429	0	3.30	21	19	2	1	8	128.1	125	52	47	7	113	47
RAINEY, T.	LI	T20	1	3	.250	2	3.45	36	0	0	0	0	47.0	24	20	18	8	60	25
KELLER, M.	LI	T20	1	5	.167	0	3.59	13	9	0	0	5	57.2	42	24	23	10	45	24
CORBIN, P.	LI	T20	9	6	.600	0	3.76	24	20	3	2	8	122.0	142	59	51	11	108	30
McFARLAND, T.	LI	T20	1	2	.333	1	3.97	40	0	0	0	0	45.1	46	24	20	8	46	20
HILL, T.	LI	T20	0	4	.000	0	4.24	27	0	0	0	0	34.0	43	22	16	7	32	15
NORRIS, D.	LI	T20	1	3	.250	6	4.44	43	0	0	0	0	52.2	54	31	26	7	51	16
PORCELLO, R.	LI	T20	5	7	.417	0	5.11	15	14	0	0	5	75.2	84	46	43	9	75	22
WEBB, L.	LI	T20	5	8	.385	0	5.23	24	16	2	2	7	103.1	125	67	60	15	91	42
KARINCHAK, J.	LI	T20	3	5	.375	2	5.31	49	0	0	0	0	59.1	51	35	35	9	78	50
DeSCLAFANI, A.	LI	T20	2	4	.333	1	6.75	33	5	0	0	0	65.1	99	54	49	7	59	33
RAY, R.	LI	T20	2	9	.182	0	6.98	21	17	1	0	2	86.1	111	78	67	13	95	49
STANEK, R.	LI	T20	1	2	.333	0	7.18	25	0	0	0	0	31.1	48	32	25	8	32	26
Long Island Islanders			52	80	.394	24	4.24	437	132	14	8	55	1179.0	1192	635	556	146	1171	477


16 Pitchers	Tm	Lg	SUP/9	R/9	ERA	BF/9	BR/9	H/9	BB/9	SO/9	HR/9	ERPT	OBA	BF	BR	IBB	HB	WP	BK
CAMERON, D.	LI	T20	.0	.00	.00	36.0	9.0	.0	9.0	9.0	.00	.5	.000	4	1	0	0	0	0
QUANTRILL, C.	LI	T20	2.6	1.79	1.59	33.4	7.2	4.7	2.3	7.0	.80	25.2	.153	335	72	0	2	0	0
NOLA, A.	LI	T20	3.9	3.66	3.01	37.4	10.7	7.6	2.7	10.8	.95	21.8	.222	746	213	0	8	0	0
COBB, A.	LI	T20	3.0	3.65	3.30	38.9	12.3	8.8	3.2	7.9	.49	11.6	.251	554	176	1	5	1	0
RAINEY, T.	LI	T20	.0	3.83	3.45	36.2	9.6	4.6	4.4	11.5	1.53	3.4	.151	189	50	2	3	2	0
KELLER, M.	LI	T20	2.5	3.75	3.59	36.7	10.5	6.6	3.6	7.0	1.56	3.3	.202	235	67	1	2	0	0
CORBIN, P.	LI	T20	4.1	4.35	3.76	38.8	12.7	10.5	2.2	8.0	.81	4.7	.290	526	172	0	0	1	1
McFARLAND, T.	LI	T20	.0	4.76	3.97	39.1	13.5	9.1	4.0	9.1	1.59	.7	.271	197	68	0	2	2	0
HILL, T.	LI	T20	.0	5.82	4.24	41.8	15.4	11.4	4.0	8.5	1.85	-.5	.307	158	58	0	0	0	0
NORRIS, D.	LI	T20	.0	5.30	4.44	37.9	11.8	9.2	2.6	8.7	1.20	-2.0	.263	222	69	1	0	0	0
PORCELLO, R.	LI	T20	6.2	5.47	5.11	40.1	13.0	10.0	2.6	8.9	1.07	-8.5	.274	337	109	0	3	1	0
WEBB, L.	LI	T20	5.1	5.84	5.23	41.4	15.1	10.9	3.7	7.9	1.31	-12.9	.298	475	173	0	6	2	0
KARINCHAK, J.	LI	T20	.0	5.31	5.31	41.1	14.9	7.7	7.1	11.8	1.37	-7.9	.233	271	98	3	0	4	0
DeSCLAFANI, A.	LI	T20	2.6	7.44	6.75	44.5	18.3	13.6	4.3	8.1	.96	-19.2	.352	323	133	2	3	2	0
RAY, R.	LI	T20	3.1	8.13	6.98	43.6	16.7	11.6	5.0	9.9	1.36	-27.6	.304	418	160	1	1	3	0
STANEK, R.	LI	T20	.0	9.19	7.18	48.0	21.0	13.8	7.2	9.2	2.30	-10.7	.345	167	73	1	0	3	0
Long Island Islanders			2.9	4.85	4.24	39.4	12.9	9.1	3.5	8.9	1.11	-18.1	.260	5157	1692	12	35	21	1

36 Players	Tm	Lg	AVG	G	AB	R	H	2B	3B	HR	TB	RBI	SO	BB	ASB	SB	CS	SBP	GDP
SEAGER, C.	LI	T20	.337	116	418	65	141	24	1	32	263	84	51	33	2	1	1	50.0	15
STANEK, R.	LI	T20	.333	25	3	0	1	0	0	0	1	0	0	0	0	0	0	-	0
QUANTRILL, C.	LI	T20	.294	37	17	1	5	1	0	1	9	5	5	0	0	0	0	-	0
DeSCLAFANI, A.	LI	T20	.273	33	11	2	3	1	0	0	4	1	2	0	0	0	0	-	0
CAIN, L.	LI	T20	.265	17	49	2	13	2	0	0	15	1	8	4	0	0	0	-	1
HILLIARD, S.	LI	T20	.264	63	163	31	43	10	2	10	87	31	59	13	1	1	0	100.0	2
AKIYAMA, S.	LI	T20	.256	96	285	45	73	9	1	0	84	21	61	42	11	9	2	81.8	3
TELLEZ, R.	RO	T20	.250	13	28	3	7	2	0	1	12	6	5	2	0	0	0	-	0
WENDLE, J.	LI	T20	.249	93	305	41	76	12	3	7	115	29	58	13	8	4	4	50.0	2
GIMENEZ, A.	LI	T20	.248	95	262	21	65	7	4	1	83	16	56	19	7	7	0	100.0	4
HICKS, A.	LI	T20	.241	116	399	59	96	22	6	10	160	43	87	80	10	5	5	50.0	2
MURPHY, S.	LI	T20	.230	89	217	26	50	9	1	6	79	25	64	35	0	0	0	-	11
CONTRERAS, W.	LI	T20	.228	112	311	26	71	6	0	11	110	42	92	22	1	1	0	100.0	7
HERNANDEZ, E.	LI	T20	.224	96	304	42	68	10	0	13	117	50	58	13	3	3	0	100.0	12
WEBB, L.	LI	T20	.219	24	32	4	7	0	0	0	7	2	12	3	1	1	0	100.0	0
PEDERSON, J.	LI	T20	.214	76	266	33	57	5	0	13	101	29	59	17	2	1	1	50.0	7
CAMERON, D.	LI	T20	.208	53	144	12	30	5	3	0	41	8	50	4	0	0	0	-	5
SANDOVAL, P.	LI	T20	.207	72	184	16	38	2	0	2	46	8	42	21	1	0	1	.0	4
PORCELLO, R.	LI	T20	.200	15	25	0	5	1	0	0	6	4	7	0	0	0	0	-	0
MUNCY, M.	LI	T20	.194	130	453	50	88	12	0	19	157	55	133	72	2	2	0	100.0	6
RENGIFO, L.	LI	T20	.194	57	134	11	26	4	0	0	30	10	39	17	0	0	0	-	4
COBB, A.	LI	T20	.189	21	37	3	7	0	0	1	10	5	11	2	0	0	0	-	0
NOLA, A.	LI	T20	.185	28	54	3	10	1	0	0	11	3	22	3	0	0	0	-	1
MARMOLEJOS, J.	LI	T20	.183	38	93	10	17	3	0	3	29	7	27	3	0	0	0	-	4
CORBIN, P.	LI	T20	.182	24	44	6	8	2	0	0	10	4	15	0	0	0	0	-	0
KELLER, M.	LI	T20	.167	13	12	3	2	1	0	0	3	0	0	1	0	0	0	-	0
ZIMMER, B.	LI	T20	.163	59	104	12	17	0	0	3	26	8	32	15	1	1	0	100.0	4
GARNEAU, D.	LI	T20	.147	16	34	4	5	0	1	0	7	2	12	2	0	0	0	-	1
RAY, R.	LI	T20	.136	21	22	3	3	0	0	0	3	1	11	4	0	0	0	-	0
QUINN, R.			.125	3	8	1	1	0	0	1	4	2	4	2	0	0	0	-	0
DIAZ, L.	LI	T20	.122	19	41	0	5	2	0	0	7	3	13	1	0	0	0	-	2
NORRIS, D.	LI	T20	.000	43	2	0	0	0	0	0	0	0	2	0	0	0	0	-	0
McFARLAND, T.	LI	T20	.000	40	1	0	0	0	0	0	0	0	0	0	0	0	0	-	0
HILL, T.	LI	T20	-	27	0	0	0	0	0	0	0	0	0	0	0	0	0	-	0
KARINCHAK, J.	LI	T20	-	49	0	0	0	0	0	0	0	0	0	0	0	0	0	-	0
RAINEY, T.	LI	T20	-	36	0	0	0	0	0	0	0	0	0	0	0	0	0	-	0
Long Island Islanders			.233	1865	4462	535	1038	153	22	134	1637	505	1097	443	50	36	14	72.0	97

36 Players	Tm	Lg	AVG	OBP	SLG	OPS	ISO	SECA	TA	RCON	RC	RC/G	PA	IBB	HBP	SH	SF
SEAGER, C.	LI	T20	.337	.386	.629	1.016	.292	.371	1.017	45.3	95.4	8.8	453	4	1	0	1
STANEK, R.	LI	T20	.333	.333	.333	.667	.000	.000	.500	-.0	.4	3.4	4	0	0	1	0
QUANTRILL, C.	LI	T20	.294	.294	.529	.824	.235	.235	.750	.6	2.6	4.8	20	0	0	3	0
DeSCLAFANI, A.	LI	T20	.273	.273	.364	.636	.091	.091	.500	-.3	1.2	3.1	13	0	0	2	0
CAIN, L.	LI	T20	.265	.321	.306	.627	.041	.122	.514	-1.0	4.8	3.5	53	0	0	0	0
HILLIARD, S.	LI	T20	.264	.316	.534	.850	.270	.356	.828	8.3	27.9	6.1	177	0	0	0	1
AKIYAMA, S.	LI	T20	.256	.355	.295	.649	.039	.211	.631	.2	34.2	4.2	330	0	2	0	1
TELLEZ, R.	RO	T20	.250	.290	.429	.719	.179	.250	.667	.3	3.7	4.6	31	1	0	0	1
WENDLE, J.	LI	T20	.249	.291	.377	.668	.128	.170	.583	-5.2	33.1	3.8	323	1	5	0	0
GIMENEZ, A.	LI	T20	.248	.324	.317	.641	.069	.168	.597	-1.8	29.3	3.9	294	3	11	1	1
HICKS, A.	LI	T20	.241	.369	.401	.770	.160	.361	.794	13.9	65.0	5.7	480	0	1	0	0
MURPHY, S.	LI	T20	.230	.335	.364	.699	.134	.295	.640	2.1	25.9	3.9	254	1	0	0	2
CONTRERAS, W.	LI	T20	.228	.319	.354	.673	.125	.199	.623	-.5	36.9	4.0	357	0	21	0	3
HERNANDEZ, E.	LI	T20	.224	.253	.385	.638	.161	.214	.540	-6.6	27.0	2.9	324	1	1	0	6
WEBB, L.	LI	T20	.219	.286	.219	.504	.000	.125	.440	-1.7	2.7	2.5	40	0	0	5	0
PEDERSON, J.	LI	T20	.214	.289	.380	.669	.165	.229	.599	-3.2	28.5	3.5	294	0	11	0	0
CAMERON, D.	LI	T20	.208	.230	.285	.514	.076	.104	.378	-10.0	8.3	1.9	149	0	0	1	0
SANDOVAL, P.	LI	T20	.207	.288	.250	.538	.043	.152	.444	-10.1	13.6	2.4	205	0	0	0	0
PORCELLO, R.	LI	T20	.200	.200	.240	.440	.040	.040	.300	-2.4	1.3	1.6	26	0	0	1	0
MUNCY, M.	LI	T20	.194	.322	.347	.668	.152	.316	.663	.5	56.8	4.1	544	0	15	0	4
RENGIFO, L.	LI	T20	.194	.285	.224	.509	.030	.157	.420	-8.1	8.8	2.1	151	2	0	0	0
COBB, A.	LI	T20	.189	.231	.270	.501	.081	.135	.400	-2.7	2.5	2.1	41	0	0	2	0
NOLA, A.	LI	T20	.185	.228	.204	.432	.019	.074	.311	-5.1	2.9	1.5	64	0	0	7	0
MARMOLEJOS, J.	LI	T20	.183	.216	.312	.528	.129	.161	.412	-6.0	5.3	1.8	97	0	1	0	0
CORBIN, P.	LI	T20	.182	.182	.227	.409	.045	.045	.278	-4.6	2.0	1.4	48	0	0	4	0
KELLER, M.	LI	T20	.167	.231	.250	.481	.083	.167	.400	-.9	.9	1.9	15	0	0	2	0
ZIMMER, B.	LI	T20	.163	.296	.250	.546	.087	.240	.516	-4.2	8.5	2.5	125	0	5	0	1
GARNEAU, D.	LI	T20	.147	.194	.206	.400	.059	.118	.300	-3.7	1.3	1.1	36	0	0	0	0
RAY, R.	LI	T20	.136	.259	.136	.396	.000	.182	.368	-2.0	1.4	1.7	29	0	0	2	1
QUINN, R.			.125	.300	.500	.800	.375	.625	.857	.3	1.4	5.2	10	0	0	0	0
DIAZ, L.	LI	T20	.122	.140	.171	.310	.049	.073	.211	-5.7	.7	.5	43	0	0	0	1
NORRIS, D.	LI	T20	.000	.000	.000	.000	.000	.000	.000	-.5	.0	.0	2	0	0	0	0
McFARLAND, T.	LI	T20	.000	.000	.000	.000	.000	.000	.000	-.3	.0	.0	1	0	0	0	0
HILL, T.	LI	T20	-	-	-	-	-	-	-	.0	-	-	0	0	0	0	0
KARINCHAK, J.	LI	T20	-	-	-	-	-	-	-	.0	-	-	0	0	0	0	0
RAINEY, T.	LI	T20	-	-	-	-	-	-	-	.0	-	-	0	0	0	0	0
Long Island Islanders			.233	.311	.367	.678	.134	.238	.620	-15.2	520.7	3.9	5033	13	74	31	23



SCRANTON SPANISH FLIES



**2021 Opening Day
Starting Lineup**
1-Luis Robert, RF
2-Jorge Polanco, SS
3-Christian Yelich, LF
4-Wil Myers, CF
5-Matt Chapman, 3B
6-Evan White, 1B
7-Nicky Lopez, 2B
8-Omar Narvaez, C
9-Framber Valdez, P

Marty Fiehl

**3636 Turner Drive
Endwell, NY 13760**

(607) 754-4742

Mfiehl@stny.rr.com



15 Pitchers	Tm	Lg	W	L	PCT	SV	ERA	G	GS	CG	SHO	QS	IP	H	R	ER	HR	SO	BB
ALVARADO, J.	SS	T20	2	1	.667	1	2.14	34	0	0	0	0	33.2	32	8	8	3	40	23
VALDEZ, F.	SS	T20	9	8	.529	0	2.99	24	24	3	1	14	168.1	129	59	56	13	153	46
MAHLE, T.	SS	T20	6	6	.500	0	3.18	19	17	2	1	11	124.1	91	44	44	9	147	46
HELSELEY, R.			0	0	-	0	3.45	14	0	0	0	0	15.2	18	6	6	3	22	6
MAY, D.	SS	T20	6	9	.400	0	3.65	20	19	5	0	12	140.2	106	61	57	21	116	46
SPRINGS, J.	SS	T20	1	1	.500	2	3.68	26	0	0	0	0	29.1	27	12	12	5	37	11
TREINEN, B.	SS	T20	2	4	.333	14	4.14	51	0	0	0	0	58.2	52	29	27	9	55	25
SANDOVAL, P.	SS	T20	5	10	.333	0	4.37	27	21	3	0	11	138.0	144	74	67	21	127	45
PERALTA, F.	SS	T20	1	9	.100	3	4.47	34	4	0	0	1	56.1	59	33	28	7	78	23
HOUSER, A.	SS	T20	5	10	.333	0	5.27	28	23	3	2	7	136.2	159	87	80	21	121	50
LOPEZ, J.	SS	T20	7	11	.389	0	5.46	25	22	3	1	8	141.2	193	96	86	20	117	40
KAY, A.	SS	T20	2	6	.250	0	5.58	43	0	0	0	0	59.2	74	43	37	8	56	44
HOFFMAN, J.	SS	T20	0	1	.000	1	6.41	18	0	0	0	0	19.2	24	14	14	5	13	10
SULSER, C.	SS	T20	4	4	.500	0	6.92	25	0	0	0	0	26.0	26	20	20	5	24	14
THORNTON, T.	SS	T20	0	2	.000	0	8.32	17	2	0	0	0	40.0	68	45	37	5	37	24
Scranton Spanish Flies			50	82	.379	21	4.38	405	132	19	5	64	1188.2	1202	631	579	155	1143	453

15 Pitchers	Tm	Lg	SUP/9	R/9	ERA	BF/9	BR/9	H/9	BB/9	SO/9	HR/9	ERPT	OBA	BF	BR	IBB	HB	WP	BK
ALVARADO, J.	SS	T20	.0	2.14	2.14	41.4	14.4	8.6	5.6	10.7	.80	7.4	.244	155	54	2	1	1	0
VALDEZ, F.	SS	T20	3.6	3.15	2.99	35.9	9.5	6.9	2.4	8.2	.70	20.8	.211	672	178	2	5	1	0
MAHLE, T.	SS	T20	3.4	3.18	3.18	36.5	10.2	6.6	3.3	10.6	.65	12.7	.203	504	141	0	4	3	0
HELSELEY, R.			.0	3.45	3.45	39.1	13.8	10.3	3.4	12.6	1.72	1.1	.316	68	24	0	0	0	0
MAY, D.	SS	T20	2.9	3.90	3.65	36.3	10.0	6.8	2.9	7.4	1.34	7.2	.208	568	157	1	6	5	0
SPRINGS, J.	SS	T20	.0	3.68	3.68	36.5	11.0	8.3	2.8	11.4	1.53	1.4	.255	119	36	2	0	1	0
TREINEN, B.	SS	T20	.0	4.45	4.14	38.2	11.8	8.0	3.2	8.4	1.38	-.2	.237	249	77	4	4	1	0
SANDOVAL, P.	SS	T20	3.8	4.83	4.37	38.5	12.2	9.4	2.8	8.3	1.37	-4.0	.266	591	187	2	0	4	0
PERALTA, F.	SS	T20	.5	5.27	4.47	40.4	13.4	9.4	3.7	12.5	1.12	-2.3	.261	253	84	0	2	1	0
HOUSER, A.	SS	T20	4.1	5.73	5.27	40.1	14.2	10.5	3.2	8.0	1.38	-17.6	.293	609	215	1	7	1	0
LOPEZ, J.	SS	T20	4.3	6.10	5.46	41.7	15.3	12.3	2.5	7.4	1.27	-21.4	.324	657	241	0	8	6	0
KAY, A.	SS	T20	.0	6.49	5.58	44.5	17.3	11.2	6.2	8.4	1.21	-9.8	.300	295	115	3	0	0	0
HOFFMAN, J.	SS	T20	.0	6.41	6.41	42.6	15.6	11.0	4.1	5.9	2.29	-5.0	.300	93	34	1	1	0	0
SULSER, C.	SS	T20	.0	6.92	6.92	40.2	13.5	9.0	4.5	8.3	1.73	-8.1	.257	116	39	1	0	0	0
THORNTON, T.	SS	T20	1.1	10.13	8.32	46.6	20.7	15.3	5.4	8.3	1.13	-18.8	.380	207	92	0	0	0	0
Scranton Spanish Flies			2.7	4.78	4.38	39.0	12.7	9.1	3.3	8.7	1.17	-36.7	.262	5156	1674	19	38	24	0

36 Players	Tm	Lg	AVG	G	AB	R	H	2B	3B	HR	TB	RBI	SO	BB	ASB	SB	CS	SBP	GDP
DIAZ, Y.	SS	T20	.305	104	249	30	76	7	0	9	110	30	27	57	0	0	0	-	7
BELLINGER, C.	SS	T20	.305	63	210	33	64	8	0	12	108	30	47	31	3	2	1	66.7	7
SCHOOP, J.	SS	T20	.281	73	299	44	84	12	1	15	143	35	47	12	0	0	0	-	7
ROJAS, J.	SS	T20	.270	28	74	7	20	0	0	0	20	5	20	5	0	0	0	-	0
CHAPMAN, M.	SS	T20	.268	99	250	36	67	21	1	17	141	37	88	20	0	0	0	-	3
ALLEN, A.	SS	T20	.261	12	23	2	6	2	0	2	14	7	5	0	0	0	0	-	2
MYERS, W.	SS	T20	.260	120	447	78	116	26	6	31	247	83	136	41	1	0	1	.0	6
POLANCO, J.	SS	T20	.256	118	469	44	120	11	0	11	164	45	81	26	8	6	2	75.0	14
SMITH, P.	SS	T20	.254	66	67	8	17	1	1	3	29	7	13	9	0	0	0	-	0
STRAW, M.	SS	T20	.252	52	103	10	26	5	0	0	31	5	30	2	5	1	4	20.0	1
YELICH, C.	WA	T20	.251	53	183	28	46	6	2	10	86	26	53	32	4	1	3	25.0	6
HOUSER, A.	SS	T20	.244	28	45	1	11	1	0	0	12	4	13	1	0	0	0	-	0
BUXTON, B.	SS	T20	.240	86	246	31	59	5	1	20	126	45	68	17	2	2	0	100.0	1
WHITE, E.	SS	T20	.236	110	365	42	86	10	0	21	159	58	159	43	1	1	0	100.0	5
VARSHO, D.	SS	T20	.227	43	88	11	20	5	1	2	33	5	33	8	3	3	0	100.0	1
LUX, G.	SS	T20	.222	27	45	9	10	4	0	3	23	6	21	8	0	0	0	-	0
SANDOVAL, P.	SS	T20	.222	27	45	0	10	2	0	0	12	6	13	1	0	0	0	-	1
TUCKER, C.	SS	T20	.216	48	97	7	21	2	0	1	26	6	27	7	0	0	0	-	4
ROBERT, L.	SS	T20	.200	116	415	50	83	25	2	11	145	31	147	45	20	19	1	95.0	7
MAHLE, T.	SS	T20	.179	19	39	4	7	2	0	0	9	1	10	3	0	0	0	-	0
RODGERS, B.	SS	T20	.176	9	17	0	3	1	0	0	4	0	3	0	0	0	0	-	1
NARVAEZ, O.	SS	T20	.175	106	291	20	51	11	0	6	80	29	108	41	0	0	0	-	5
LOPEZ, J.	SS	T20	.170	25	47	4	8	0	1	1	13	2	19	3	0	0	0	-	0
LOPEZ, N.	SS	T20	.160	70	200	14	32	8	0	0	40	5	54	22	0	0	0	-	1
VALDEZ, F.	SS	T20	.160	24	50	5	8	1	1	0	11	0	17	3	0	0	0	-	1
MAY, D.	SS	T20	.152	20	46	3	7	1	0	0	8	2	14	2	0	0	0	-	0
PERALTA, F.	SS	T20	.125	34	8	0	1	0	0	0	1	0	2	2	0	0	0	-	0
THORNTON, T.	SS	T20	.091	17	11	1	1	0	0	0	1	0	3	1	0	0	0	-	0
HEDGES, A.	SS	T20	.087	62	115	8	10	1	0	0	11	4	39	8	0	0	0	-	4
TREINEN, B.	SS	T20	.000	51	5	0	0	0	0	0	0	0	1	0	0	0	0	-	0
KAY, A.	SS	T20	.000	43	4	0	0	0	0	0	0	0	1	0	0	0	0	-	0
SPRINGS, J.	SS	T20	.000	26	2	0	0	0	0	0	0	0	1	1	0	0	0	-	0
SULSER, C.	SS	T20	.000	25	1	0	0	0	0	0	0	0	0	0	0	0	0	-	0
ALVARADO, J.	SS	T20	-	34	0	0	0	0	0	0	0	0	0	0	0	0	0	-	0
HELSLEY, R.			-	14	0	0	0	0	0	0	0	0	0	0	0	0	0	-	0
HOFFMAN, J.	SS	T20	-	18	0	0	0	0	0	0	0	0	0	0	0	0	0	-	0
Scranton Spanish Flies			.235	1870	4556	530	1070	178	17	175	1807	514	1300	451	47	35	12	74.5	84

36 Players	Tm	Lg	AVG	OBP	SLG	OPS	ISO	SECA	TA	RCON	RC	RC/G	PA	IBB	HBP	SH	SF
DIAZ, Y.	SS	T20	.305	.435	.442	.877	.137	.365	.933	21.7	51.7	7.7	308	1	1	0	1
BELLINGER, C.	SS	T20	.305	.393	.514	.907	.210	.362	.916	17.2	42.3	7.4	242	0	0	0	1
SCHOOP, J.	SS	T20	.281	.320	.478	.798	.197	.237	.725	9.6	44.2	5.3	320	1	6	0	2
ROJAS, J.	SS	T20	.270	.313	.270	.583	.000	.068	.463	-2.6	7.0	3.3	82	0	0	2	1
CHAPMAN, M.	SS	T20	.268	.325	.564	.889	.296	.376	.871	15.7	45.8	6.6	271	2	1	0	0
ALLEN, A.	SS	T20	.261	.261	.609	.870	.348	.348	.737	1.1	2.4	3.5	23	0	0	0	0
MYERS, W.	SS	T20	.260	.326	.553	.878	.293	.383	.864	26.2	80.9	6.4	494	1	4	0	2
POLANCO, J.	SS	T20	.256	.294	.350	.643	.094	.158	.537	-8.8	45.7	3.3	501	2	0	3	2
SMITH, P.	SS	T20	.254	.342	.433	.775	.179	.313	.760	2.0	10.7	5.8	76	0	0	0	0
STRAW, M.	SS	T20	.252	.267	.301	.568	.049	.039	.415	-7.0	7.1	2.3	106	0	0	1	0
YELICH, C.	WA	T20	.251	.367	.470	.837	.219	.383	.829	9.2	31.2	5.7	218	0	2	0	1
HOUSER, A.	SS	T20	.244	.261	.267	.528	.022	.044	.382	-2.8	3.6	2.4	53	0	0	7	0
BUXTON, B.	SS	T20	.240	.293	.512	.805	.272	.350	.782	8.3	38.1	5.4	266	4	2	0	1
WHITE, E.	SS	T20	.236	.316	.436	.752	.200	.321	.718	7.8	52.3	4.9	414	1	1	3	2
VARSHO, D.	SS	T20	.227	.313	.375	.688	.148	.273	.681	.9	11.3	4.4	99	0	3	0	0
LUX, G.	SS	T20	.222	.340	.511	.851	.289	.467	.886	2.7	8.5	6.6	53	0	0	0	0
SANDOVAL, P.	SS	T20	.222	.239	.267	.506	.044	.067	.361	-3.1	2.9	1.9	50	0	0	4	0
TUCKER, C.	SS	T20	.216	.269	.268	.537	.052	.124	.412	-5.4	6.4	2.1	105	1	0	1	0
ROBERT, L.	SS	T20	.200	.280	.349	.629	.149	.301	.618	-4.6	43.8	3.5	461	0	1	0	0
MAHLE, T.	SS	T20	.179	.238	.231	.469	.051	.128	.375	-3.1	2.5	2.0	44	0	0	2	0
RODGERS, B.	SS	T20	.176	.176	.235	.412	.059	.059	.267	-1.8	.5	.8	17	0	0	0	0
NARVAEZ, O.	SS	T20	.175	.280	.275	.555	.100	.241	.502	-13.0	24.3	2.7	336	2	2	0	2
LOPEZ, J.	SS	T20	.170	.220	.277	.497	.106	.170	.410	-3.6	3.3	2.0	55	0	0	5	0
LOPEZ, N.	SS	T20	.160	.247	.200	.447	.040	.150	.373	-17.0	11.2	1.8	224	0	1	1	0
VALDEZ, F.	SS	T20	.160	.222	.220	.442	.060	.120	.349	-4.6	2.9	1.5	62	0	1	8	0
MAY, D.	SS	T20	.152	.188	.174	.361	.022	.065	.256	-5.5	1.6	1.1	48	0	0	0	0
PERALTA, F.	SS	T20	.125	.300	.125	.425	.000	.250	.429	-.6	.5	1.8	10	0	0	0	0
THORNTON, T.	SS	T20	.091	.167	.091	.258	.000	.091	.200	-1.7	.2	.6	12	0	0	0	0
HEDGES, A.	SS	T20	.087	.172	.096	.268	.009	.078	.211	-17.4	2.1	.5	128	0	4	0	1
TREINEN, B.	SS	T20	.000	.000	.000	.000	.000	.000	.000	-1.3	.0	.0	6	0	0	1	0
KAY, A.	SS	T20	.000	.000	.000	.000	.000	.000	.000	-1.0	.0	.0	4	0	0	0	0
SPRINGS, J.	SS	T20	.000	.333	.000	.333	.000	.500	.500	-.2	.2	1.8	4	0	0	1	0
SULSER, C.	SS	T20	.000	.000	.000	.000	.000	.000	.000	-.3	.0	.0	1	0	0	0	0
ALVARADO, J.	SS	T20	-	-	-	-	-	-	-	.0	-	-	0	0	0	0	0
HELSLEY, R.			-	-	-	-	-	-	-	.0	-	-	0	0	0	0	0
HOFFMAN, J.	SS	T20	-	-	-	-	-	-	-	.0	-	-	0	0	0	0	0
Scranton Spanish Flies			.235	.307	.397	.703	.162	.266	.648	16.9	564.0	4.2	5093	15	29	39	16



NEWARK EAGLES 2021 Opening Day Starting Lineup



1-Andrelton Simmons, SS
2-Justin Turner, 3B 3-Corey Dickerson
4-JD Martinez, LF 5-Jay Bruce, RF
6-Alex Avila, C 7-Christian Arroyo
8-Ryan O'Hearn, 1B 9-Marco Gonzales, P





Jim LaFargue

4 Ocean Avenue

North Middletown, NJ 07748

(732) 495-3337

newarkeagles@gmail.com



14 Pitchers	Tm	Lg	W	L	PCT	SV	ERA	G	GS	CG	SHO	QS	IP	H	R	ER	HR	SO	BB
ALCALA, J.	NE	T20	2	1	.667	1	1.83	33	0	0	0	0	64.0	37	18	13	6	63	21
BORUCKI, R.	NE	T20	2	2	.500	0	2.57	29	0	0	0	0	42.0	28	16	12	2	34	25
TOMLIN, J.	NE	T20	1	5	.167	0	3.64	33	7	0	0	0	99.0	107	41	40	14	109	30
GONZALES, M.	NE	T20	13	7	.650	0	3.74	23	23	9	2	12	168.2	142	77	70	27	183	34
PENA, F.	NE	T20	3	3	.500	0	4.05	35	0	0	0	0	66.2	70	36	30	13	79	20
BERRIOS, J.	NE	T20	6	14	.300	0	4.47	24	24	4	1	10	153.0	143	91	76	19	139	63
SHOEMAKER, M.	NE	T20	3	5	.375	1	4.85	14	12	3	1	4	72.1	82	47	39	10	61	19
HARRIS, W.	NE	T20	4	3	.571	4	4.88	30	0	0	0	0	51.2	49	31	28	9	60	27
BARAGAR, C.	NE	T20	1	3	.250	2	4.89	32	1	0	0	0	49.2	56	35	27	13	55	12
HERNANDEZ, C.	NE	T20	0	3	.000	1	5.55	11	3	0	0	0	35.2	41	23	22	9	36	19
LESTER, J.	NE	T20	3	16	.158	0	5.58	24	24	4	0	11	142.0	178	101	88	26	117	46
KUHL, C.	NE	T20	5	12	.294	0	6.49	22	20	2	2	5	102.2	138	84	74	18	111	57
DUNN, J.	NE	T20	3	11	.214	0	6.66	19	18	0	0	8	105.1	128	84	78	21	94	67
ROBLES, H.	NE	T20	1	0	1.000	0	8.42	12	0	0	0	0	25.2	46	33	24	6	22	26
Newark Eagles			47	85	.356	9	4.74	341	132	22	6	50	1178.1	1245	717	621	193	1163	466

14 Pitchers	Tm	Lg	SUP/9	R/9	ERA	BF/9	BR/9	H/9	BB/9	SO/9	HR/9	ERPT	OBA	BF	BR	IBB	HB	WP	BK
ALCALA, J.	NE	T20	.0	2.53	1.83	35.4	7.7	5.2	2.5	8.9	.84	16.2	.164	252	55	3	0	1	0
BORUCKI, R.	NE	T20	.0	3.43	2.57	38.6	10.7	6.0	4.7	7.3	.43	7.2	.181	180	50	3	0	0	0
TOMLIN, J.	NE	T20	1.4	3.73	3.64	39.3	12.6	9.7	2.6	9.9	1.27	5.2	.272	432	139	1	3	2	0
GONZALES, M.	NE	T20	6.2	4.11	3.74	37.0	9.9	7.6	1.8	9.8	1.44	7.0	.220	693	186	1	11	0	0
PENA, F.	NE	T20	.0	4.86	4.05	39.3	12.3	9.4	2.3	10.7	1.75	.4	.265	291	91	3	4	1	0
BERRIOS, J.	NE	T20	4.4	5.35	4.47	39.1	12.5	8.4	3.7	8.2	1.12	-6.2	.245	665	213	0	7	2	0
SHOEMAKER, M.	NE	T20	4.2	5.85	4.85	39.2	12.6	10.2	2.4	7.6	1.24	-6.0	.286	315	101	0	0	0	0
HARRIS, W.	NE	T20	.0	5.40	4.88	40.2	12.2	8.5	3.7	10.5	1.57	-4.4	.245	231	70	6	0	2	0
BARAGAR, C.	NE	T20	.0	6.34	4.89	40.6	13.4	10.1	2.2	10.0	2.36	-4.3	.277	224	74	0	6	3	0
HERNANDEZ, C.	NE	T20	1.8	5.80	5.55	41.6	15.9	10.3	4.8	9.1	2.27	-5.7	.291	165	63	0	3	0	0
LESTER, J.	NE	T20	2.9	6.40	5.58	41.4	14.5	11.3	2.9	7.4	1.65	-23.2	.305	653	228	1	5	1	0
KUHL, C.	NE	T20	5.5	7.36	6.49	44.1	17.4	12.1	5.0	9.7	1.58	-27.2	.318	503	198	0	3	0	0
DUNN, J.	NE	T20	3.2	7.18	6.66	43.5	16.9	10.9	5.7	8.0	1.79	-29.9	.297	509	198	0	3	0	0
ROBLES, H.	NE	T20	.0	11.57	8.42	50.8	24.9	16.1	8.8	7.7	2.10	-12.3	.390	145	71	1	0	0	0
Newark Eagles			3.0	5.48	4.74	40.2	13.3	9.5	3.4	8.9	1.47	-83.4	.267	5258	1737	19	45	12	0

32 Players	Tm	Lg	AVG	G	AB	R	H	2B	3B	HR	TB	RBI	SO	BB	ASB	SB	CS	SBP	GDP
HUFF, S.	NE	T20	.431	14	51	9	22	5	0	3	36	11	13	3	0	0	0	-	2
FISHER, D.	NE	T20	.338	50	71	20	24	6	4	4	50	14	13	10	1	0	1	.0	1
SIMMONS, A.	NE	T20	.315	68	232	30	73	22	1	0	97	16	26	12	2	1	1	50.0	5
GOMES, Y.	NE	T20	.305	64	249	30	76	15	4	7	120	46	41	9	0	0	0	-	4
KENDRICK, H.	NE	T20	.301	68	173	17	52	12	0	5	79	21	38	8	0	0	0	-	6
JEFFERS, R.	NE	T20	.299	55	127	19	38	1	0	8	63	22	41	12	0	0	0	-	1
TURNER, J.	NE	T20	.276	97	333	47	92	17	1	9	138	44	67	33	0	0	0	-	7
ARROYO, C.	NE	T20	.273	40	121	15	33	2	0	9	62	19	25	14	0	0	0	-	3
DICKERSON, A.	NE	T20	.270	100	348	48	94	20	2	19	175	49	71	28	0	0	0	-	13
MARTINEZ, J.	NE	T20	.266	110	433	57	115	45	0	17	211	62	113	24	0	0	0	-	14
DUBON, M.	NE	T20	.261	94	349	44	91	8	5	6	127	26	72	35	4	1	3	25.0	4
O'HEARN, R.	NE	T20	.245	108	327	36	80	22	0	6	120	44	95	51	0	0	0	-	7
McCUTCHEM, A.	NE	T20	.241	114	465	64	112	14	0	17	177	51	106	34	3	2	1	66.7	9
BRUCE, J.	NE	T20	.236	67	199	23	47	8	1	15	102	32	57	8	0	0	0	-	0
GONZALEZ, E.	NE	T20	.224	85	259	28	58	19	1	4	91	25	84	21	6	3	3	50.0	5
GONZALES, M.	NE	T20	.210	23	62	6	13	0	0	1	16	6	24	2	0	0	0	-	0
ARAUZ, J.	NE	T20	.201	57	174	26	35	4	0	4	51	17	56	29	0	0	0	-	3
BARAGAR, C.	NE	T20	.200	32	5	0	1	0	0	0	1	0	1	0	0	0	0	-	0
TSUTSUGO, Y.	NE	T20	.189	91	297	38	56	15	1	12	109	31	87	44	0	0	0	-	10
TOMLIN, J.	NE	T20	.182	33	22	0	4	0	0	0	4	1	6	0	0	0	0	-	0
AVILA, A.	NE	T20	.176	56	102	13	18	5	0	0	23	6	36	22	0	0	0	-	3
BERRIOS, J.	NE	T20	.146	25	48	2	7	1	0	0	8	5	11	2	0	0	0	-	0
LESTER, J.	NE	T20	.125	24	40	3	5	1	0	1	9	2	14	3	0	0	0	-	0
SHOEMAKER, M.	NE	T20	.105	14	19	1	2	0	0	1	5	1	8	0	0	0	0	-	0
PENA, F.	NE	T20	.091	35	11	0	1	0	0	0	1	0	4	0	0	0	0	-	0
DUNN, J.	NE	T20	.067	19	30	0	2	0	0	0	2	3	8	1	0	0	0	-	0
KUHL, C.	NE	T20	.057	22	35	3	2	0	0	0	2	1	9	0	0	0	0	-	0
HERNANDEZ, C.	NE	T20	.000	11	8	0	0	0	0	0	0	0	1	1	0	0	0	-	0
HARRIS, W.	NE	T20	.000	30	6	0	0	0	0	0	0	0	3	0	0	0	0	-	0
ROBLES, H.	NE	T20	.000	12	7	0	0	0	0	0	0	0	5	0	0	0	0	-	0
ALCALA, J.	NE	T20	.000	33	6	0	0	0	0	0	0	0	2	0	0	0	0	-	0
BORUCKI, R.	NE	T20	.000	29	1	0	0	0	0	0	0	0	1	0	0	0	0	-	0
Newark Eagles			.250	1680	4610	579	1153	242	20	148	1879	555	1138	406	16	7	9	43.8	97

32 Players	Tm	Lg	AVG	OBP	SLG	OPS	ISO	SECA	TA	RCON	RC	RC/G	PA	IBB	HBP	SH	SF
HUFF, S.	NE	T20	.431	.463	.706	1.169	.275	.333	1.258	8.4	15.6	13.5	54	1	0	0	0
FISHER, D.	NE	T20	.338	.420	.704	1.124	.366	.493	1.224	10.0	20.8	11.5	81	0	0	0	0
SIMMONS, A.	NE	T20	.315	.351	.418	.769	.103	.155	.673	5.9	32.8	5.4	245	2	1	0	0
GOMES, Y.	NE	T20	.305	.330	.482	.811	.177	.213	.734	8.9	38.8	5.9	261	0	1	0	2
KENDRICK, H.	NE	T20	.301	.331	.457	.788	.156	.202	.685	5.1	24.2	5.1	181	0	0	0	0
JEFFERS, R.	NE	T20	.299	.378	.496	.874	.197	.291	.878	8.4	24.9	7.5	143	0	4	0	0
TURNER, J.	NE	T20	.276	.355	.414	.769	.138	.237	.722	10.4	50.0	5.4	375	1	8	0	1
ARROYO, C.	NE	T20	.273	.348	.512	.861	.240	.355	.835	6.9	21.3	6.3	135	1	0	0	0
DICKERSON, A.	NE	T20	.270	.330	.503	.833	.233	.313	.772	15.8	54.1	5.5	379	0	3	0	0
MARTINEZ, J.	NE	T20	.266	.310	.487	.797	.222	.277	.720	13.9	61.1	5.0	462	0	4	0	1
DUBON, M.	NE	T20	.261	.332	.364	.696	.103	.198	.626	-.4	43.4	4.4	389	0	3	0	2
O'HEARN, R.	NE	T20	.245	.346	.367	.713	.122	.278	.673	5.0	43.8	4.6	379	0	0	0	1
McCUTCHEN, A.	NE	T20	.241	.292	.381	.673	.140	.215	.587	-4.8	50.9	3.8	500	1	0	0	1
BRUCE, J.	NE	T20	.236	.269	.513	.782	.276	.317	.730	4.0	28.1	5.0	208	0	1	0	0
GONZALEZ, E.	NE	T20	.224	.282	.351	.633	.127	.208	.550	-6.8	24.8	3.2	280	1	0	0	0
GONZALES, M.	NE	T20	.210	.234	.258	.492	.048	.081	.367	-4.7	4.3	2.1	71	0	0	7	0
ARAUZ, J.	NE	T20	.201	.315	.293	.608	.092	.259	.563	-4.0	17.6	3.3	203	0	0	0	0
BARAGAR, C.	NE	T20	.200	.200	.200	.400	.000	.000	.250	-.5	.3	1.4	6	0	0	1	0
TSUTSUGO, Y.	NE	T20	.189	.301	.367	.668	.178	.327	.625	-1.7	33.1	3.6	345	0	4	0	0
TOMLIN, J.	NE	T20	.182	.174	.182	.356	.000	.000	.222	-2.7	.9	1.1	26	0	0	3	1
AVILA, A.	NE	T20	.176	.336	.225	.561	.049	.265	.552	-2.8	9.4	2.9	128	0	3	0	1
BERRIOS, J.	NE	T20	.146	.192	.167	.359	.021	.063	.268	-5.7	2.3	1.2	61	0	1	9	1
LESTER, J.	NE	T20	.125	.186	.225	.411	.100	.175	.343	-4.2	2.1	1.4	49	0	0	6	0
SHOEMAKER, M.	NE	T20	.105	.105	.263	.368	.158	.158	.294	-2.4	.6	.8	21	0	0	2	0
PENA, F.	NE	T20	.091	.091	.091	.182	.000	.000	.100	-2.0	.1	.2	11	0	0	0	0
DUNN, J.	NE	T20	.067	.094	.067	.160	.000	.033	.107	-5.8	.4	.3	37	0	0	5	1
KUHL, C.	NE	T20	.057	.057	.057	.114	.000	.000	.061	-7.3	.2	.2	40	0	0	5	0
HERNANDEZ, C.	NE	T20	.000	.111	.000	.111	.000	.125	.125	-1.7	.0	.1	9	0	0	0	0
HARRIS, W.	NE	T20	.000	.000	.000	.000	.000	.000	.000	-1.5	.0	.0	7	0	0	1	0
ROBLES, H.	NE	T20	.000	.000	.000	.000	.000	.000	.000	-1.8	.0	.0	7	0	0	0	0
ALCALA, J.	NE	T20	.000	.000	.000	.000	.000	.000	.000	-1.5	.0	.0	6	0	0	0	0
BORUCKI, R.	NE	T20	.000	.000	.000	.000	.000	.000	.000	-.3	.0	.0	1	0	0	0	0
Newark Eagles			.250	.315	.408	.722	.157	.245	.653	40.3	589.0	4.4	5100	7	33	39	12




CENTRAL

DIVISION

MMXX

Maubeshha

FREEMAN



WAUKESHA FREEMEN 2021 Opening Day Starting Lineup
1-Cavan Biggio, 2B 2-Whit Merrifield, CF 3- Tyler O'Neill, LF
4-Cody Bellinger, 1B 5- Victor Reyes, RF 6-Rio Ruiz, 3B
7- Carson Kelly, C 8-Elvis Andrus, SS 9-Corbin Burnes



Ken Sajdak

W221N2782 Timberwood Lane

Waukesha, WI 53186

(262) 544-1334

ken@sajdak.us

16 Pitchers	Tm	Lg	W	L	PCT	SV	ERA	G	GS	CG	SHO	QS	IP	H	R	ER	HR	SO	BB
MATZEK, T.	WA	T20	3	2	.600	2	1.88	41	0	0	0	0	52.2	28	12	11	3	59	14
WILLIAMS, D.	WA	T20	4	3	.571	28	1.96	45	0	0	0	0	46.0	20	11	10	3	54	16
BASSITT, C.	WA	T20	11	5	.688	0	2.05	23	23	2	1	19	162.1	81	40	37	16	143	37
BURNES, C.	WA	T20	10	5	.667	0	2.07	21	20	0	0	18	143.2	86	40	33	16	184	45
DAVIES, Z.	WA	T20	10	5	.667	0	2.30	25	24	3	1	18	179.2	115	49	46	24	163	53
FERGUSON, C.	WA	T20	2	3	.400	4	2.39	26	3	0	0	2	49.0	28	13	13	6	69	11
URIAS, J.	WA	T20	10	6	.625	0	2.97	19	19	2	1	11	124.1	94	42	41	15	94	35
HADER, J.	WA	T20	0	1	.000	0	3.25	27	0	0	0	0	27.2	22	12	10	3	37	20
GIBSON, K.	WA	T20	10	5	.667	0	3.58	21	21	2	2	10	125.2	117	55	50	18	100	51
GARRETT, A.	WA	T20	5	3	.625	1	3.61	43	0	0	0	0	42.1	34	20	17	6	50	12
BRAULT, S.	WA	T20	6	6	.500	0	3.71	17	17	2	0	9	104.1	82	45	43	11	93	44
ARMSTRONG, S.	WA	T20	3	2	.600	4	3.79	29	0	0	0	0	35.2	25	15	15	6	33	10
STASHAK, C.	WA	T20	2	4	.333	3	5.34	29	0	0	0	0	30.1	38	20	18	4	27	11
MAY, T.	WA	T20	1	2	.333	1	5.51	27	0	0	0	0	32.2	42	22	20	8	43	9
MOREJON, A.	WA	T20	0	3	.000	0	9.95	6	5	0	0	0	25.1	38	29	28	11	30	11
CHAVEZ, J.	WA	T20	0	0	-	0	11.37	3	0	0	0	0	6.1	14	9	8	1	9	2
Waukesha Freeman			77	55	.583	43	3.03	402	132	11	5	87	1188.0	864	434	400	151	1188	381

16 Pitchers	Tm	Lg	SUP/9	R/9	ERA	BF/9	BR/9	H/9	BB/9	SO/9	HR/9	ERPT	OBA	BF	BR	IBB	HB	WP	BK
MATZEK, T.	WA	T20	.0	2.05	1.88	34.3	7.5	4.8	2.2	10.1	.51	13.0	.154	201	44	1	3	1	0
WILLIAMS, D.	WA	T20	.0	2.15	1.96	34.6	7.8	3.9	3.1	10.6	.59	11.0	.128	177	40	0	4	0	0
BASSITT, C.	WA	T20	3.7	2.22	2.05	33.5	6.8	4.5	2.1	7.9	.89	37.1	.146	605	122	0	4	2	0
BURNES, C.	WA	T20	3.8	2.51	2.07	35.5	8.5	5.4	2.7	11.5	1.00	32.5	.169	566	135	2	6	0	0
DAVIES, Z.	WA	T20	3.4	2.45	2.30	35.0	8.4	5.8	2.6	8.2	1.20	36.0	.180	698	167	1	0	1	0
FERGUSON, C.	WA	T20	1.5	2.39	2.39	32.9	7.2	5.1	2.0	12.7	1.10	9.4	.170	179	39	0	0	0	0
URIAS, J.	WA	T20	4.7	3.04	2.97	35.8	9.3	6.8	2.5	6.8	1.09	15.7	.205	495	129	0	0	1	0
HADER, J.	WA	T20	.0	3.90	3.25	40.7	14.0	7.2	6.5	12.0	.98	2.6	.216	125	43	0	1	1	0
GIBSON, K.	WA	T20	4.1	3.94	3.58	39.1	12.5	8.4	3.6	7.2	1.29	7.3	.244	546	174	1	7	1	0
GARRETT, A.	WA	T20	.0	4.25	3.61	36.4	9.4	7.2	2.1	10.6	1.28	2.3	.215	171	44	2	0	0	0
BRAULT, S.	WA	T20	3.8	3.88	3.71	37.7	11.0	7.1	3.7	8.0	.95	4.6	.214	437	128	1	3	2	0
ARMSTRONG, S.	WA	T20	.0	3.79	3.79	36.3	8.8	6.3	2.0	8.3	1.51	1.3	.191	144	35	2	2	1	0
STASHAK, C.	WA	T20	.0	5.93	5.34	40.1	13.6	11.3	2.4	8.0	1.19	-4.2	.309	135	46	3	0	1	0
MAY, T.	WA	T20	.0	6.06	5.51	41.1	14.1	11.6	2.5	11.8	2.20	-5.1	.302	149	51	0	0	0	0
MOREJON, A.	WA	T20	3.2	10.30	9.95	45.1	18.1	13.5	3.6	10.7	3.91	-16.4	.345	127	51	1	3	1	0
CHAVEZ, J.	WA	T20	.0	12.79	11.37	51.2	22.7	19.9	2.8	12.8	1.42	-5.1	.412	36	16	0	0	0	0
Waukesha Freeman			2.9	3.29	3.03	36.3	9.6	6.5	2.8	9.0	1.14	142.0	.200	4791	1264	14	33	12	0

36 Players	Tm	Lg	AVG	G	AB	R	H	2B	3B	HR	TB	RBI	SO	BB	ASB	SB	CS	SBP	GDP
CHAVEZ, J.	WA	T20	1.000	3	1	0	1	0	0	0	1	0	0	0	0	0	0	-	0
MATZEK, T.	WA	T20	.500	41	2	0	1	0	0	0	1	0	0	0	0	0	0	-	0
PINA, M.	WA	T20	.315	35	54	9	17	2	0	5	34	8	16	8	0	0	0	-	1
FUENTES, J.	WA	T20	.307	89	215	23	66	16	0	9	109	30	50	6	2	1	1	50.0	2
FERGUSON, C.	WA	T20	.286	26	7	1	2	0	1	0	4	2	2	0	0	0	0	-	0
MERRIFIELD, W.	WA	T20	.284	132	538	88	153	30	0	21	246	60	68	35	26	21	5	80.8	9
BELT, B.	WA	T20	.279	64	197	34	55	19	1	9	103	32	50	45	4	1	3	25.0	2
BELLINGER, C.	SS	T20	.266	57	218	28	58	14	1	10	104	34	49	21	6	6	0	100.0	2
BIGGIO, C.	WA	T20	.254	131	493	78	125	31	0	19	213	55	133	74	14	11	3	78.6	5
REYES, V.	WA	T20	.247	107	361	34	89	21	4	3	127	33	95	14	16	14	2	87.5	7
MOORE, D.	WA	T20	.235	41	85	11	20	9	0	3	38	16	27	14	8	4	4	50.0	0
BASSITT, C.	WA	T20	.234	23	47	2	11	1	1	0	14	2	14	3	0	0	0	-	0
RUIZ, R.	WA	T20	.223	102	336	33	75	14	0	12	125	38	91	40	0	0	0	-	5
KELLY, C.	WA	T20	.222	79	252	23	56	7	0	9	90	31	61	7	0	0	0	-	7
BRAULT, S.	WA	T20	.222	17	27	1	6	0	0	1	9	3	10	3	0	0	0	-	1
GARCIA, L.	WA	T20	.221	85	145	11	32	1	0	6	51	13	28	6	1	0	1	.0	1
ESPINAL, S.	WA	T20	.219	58	151	7	33	7	0	0	40	9	33	5	2	2	0	100.0	0
CARLSON, D.	WA	T20	.202	57	124	15	25	9	0	4	46	17	39	8	0	0	0	-	3
YELICH, C.	WA	T20	.199	71	231	35	46	12	2	8	86	29	88	39	1	1	0	100.0	2
BURNES, C.	WA	T20	.195	21	41	3	8	0	0	0	8	0	13	2	0	0	0	-	0
GIBSON, K.	WA	T20	.184	21	38	2	7	1	0	0	8	0	12	5	0	0	0	-	0
ANDRUS, E.	WA	T20	.177	90	254	30	45	8	0	8	77	30	53	25	1	1	0	100.0	9
DAVIS, K.	WA	T20	.176	37	91	12	16	5	0	5	36	8	28	13	0	0	0	-	2
O'NEILL, T.	WA	T20	.172	77	215	21	37	8	0	9	72	27	61	21	0	0	0	-	7
URIAS, J.	WA	T20	.140	19	43	4	6	0	0	1	9	3	16	3	1	1	0	100.0	0
GREINER, G.	WA	T20	.136	50	110	14	15	2	0	9	44	17	41	9	0	0	0	-	3
DAVIES, Z.	WA	T20	.130	25	54	1	7	1	0	0	8	6	23	4	0	0	0	-	1
NIDO, T.	WA	T20	.114	24	44	4	5	1	0	2	12	2	8	4	0	0	0	-	5
MOREJON, A.	WA	T20	.000	6	8	1	0	0	0	0	0	0	3	1	0	0	0	-	0
THAISS, M.	WA	T20	.000	2	7	0	0	0	0	0	0	0	5	1	0	0	0	-	0
MAY, T.	WA	T20	.000	27	2	0	0	0	0	0	0	0	0	0	0	0	0	-	0
ARMSTRONG, S.	WA	T20	.000	29	1	0	0	0	0	0	0	0	0	0	0	0	0	-	0
GARRETT, A.	WA	T20	.000	43	1	1	0	0	0	0	0	0	1	0	0	0	0	-	0
WILLIAMS, D.	WA	T20	.000	45	1	0	0	0	0	0	0	0	0	0	0	0	0	-	0
HADER, J.	WA	T20	-	27	0	0	0	0	0	0	0	0	0	0	0	0	0	-	0
STASHAK, C.	WA	T20	-	29	0	0	0	0	0	0	0	0	0	0	0	0	0	-	0
Waukesha Freeman			.231	1790	4394	526	1017	219	10	153	1715	505	1118	416	82	63	19	76.8	74

36 Players	Tm	Lg	AVG	OBP	SLG	OPS	ISO	SECA	TA	RCON	RC	RC/G	PA	IBB	HBP	SH	SF
CHAVEZ, J.	WA	T20	1.000	1.000	1.000	2.000	.000	.000	-	.5	1.0	-	1	0	0	0	0
MATZEK, T.	WA	T20	.500	.500	.500	1.000	.000	.000	1.000	.2	.5	13.5	2	0	0	0	0
PINA, M.	WA	T20	.315	.413	.630	1.042	.315	.463	1.132	6.9	14.4	10.2	63	0	1	0	0
FUENTES, J.	WA	T20	.307	.327	.507	.834	.200	.228	.770	9.0	35.1	6.2	223	0	1	0	1
FERGUSON, C.	WA	T20	.286	.286	.571	.857	.286	.286	.800	.2	1.1	6.2	7	0	0	0	0
MERRIFIELD, W.	WA	T20	.284	.334	.457	.792	.173	.268	.772	20.9	83.0	5.6	580	3	6	0	1
BELT, B.	WA	T20	.279	.414	.523	.937	.244	.462	1.020	19.0	45.1	8.2	244	5	1	0	1
BELLINGER, C.	SS	T20	.266	.331	.477	.808	.211	.335	.809	10.1	36.2	6.0	239	1	0	0	0
BIGGIO, C.	WA	T20	.254	.354	.432	.786	.178	.345	.801	20.8	81.3	5.8	570	0	3	0	0
REYES, V.	WA	T20	.247	.277	.352	.629	.105	.177	.559	-6.6	35.3	3.4	379	1	2	0	2
MOORE, D.	WA	T20	.235	.369	.447	.816	.212	.376	.870	3.6	14.7	5.7	103	1	4	0	0
BASSITT, C.	WA	T20	.234	.280	.298	.578	.064	.128	.472	-2.0	4.4	2.9	55	0	0	5	0
RUIZ, R.	WA	T20	.223	.306	.372	.678	.149	.268	.624	-1.2	39.9	4.0	379	2	1	0	2
KELLY, C.	WA	T20	.222	.245	.357	.602	.135	.163	.483	-9.8	20.2	2.7	261	0	1	0	1
BRAULT, S.	WA	T20	.222	.300	.333	.633	.111	.222	.545	-.6	2.8	2.8	35	0	0	5	0
GARCIA, L.	WA	T20	.221	.250	.352	.602	.131	.166	.496	-6.2	12.6	2.9	152	0	0	0	1
ESPINAL, S.	WA	T20	.219	.248	.265	.513	.046	.093	.407	-9.4	10.5	2.4	157	1	1	0	0
CARLSON, D.	WA	T20	.202	.248	.371	.619	.169	.234	.529	-3.8	11.0	2.9	133	0	0	0	1
YELICH, C.	WA	T20	.199	.317	.372	.690	.173	.346	.679	1.1	30.0	4.3	271	0	1	0	0
BURNES, C.	WA	T20	.195	.233	.195	.428	.000	.049	.303	-3.9	2.3	1.6	47	0	0	4	0
GIBSON, K.	WA	T20	.184	.279	.211	.490	.026	.158	.419	-2.5	2.6	2.3	43	0	0	0	0
ANDRUS, E.	WA	T20	.177	.251	.303	.554	.126	.228	.472	-12.8	18.2	2.3	279	3	0	0	0
DAVIS, K.	WA	T20	.176	.292	.396	.688	.220	.363	.662	-.0	10.9	3.8	106	0	2	0	0
O'NEILL, T.	WA	T20	.172	.250	.335	.585	.163	.260	.514	-8.7	17.3	2.5	240	2	2	0	2
URIAS, J.	WA	T20	.140	.196	.209	.405	.070	.163	.351	-4.3	2.1	1.5	47	0	0	1	0
GREINER, G.	WA	T20	.136	.221	.400	.621	.264	.345	.571	-3.8	9.3	2.6	122	0	3	0	0
DAVIES, Z.	WA	T20	.130	.203	.148	.352	.019	.093	.271	-6.5	2.0	1.0	64	0	1	5	0
NIDO, T.	WA	T20	.114	.188	.273	.460	.159	.250	.364	-3.9	1.1	.7	48	1	0	0	0
MOREJON, A.	WA	T20	.000	.111	.000	.111	.000	.125	.125	-1.7	.0	.1	9	0	0	0	0
THAISS, M.	WA	T20	.000	.125	.000	.125	.000	.143	.143	-1.4	.0	.1	8	0	0	0	0
MAY, T.	WA	T20	.000	.000	.000	.000	.000	.000	.000	-.5	.0	.0	2	0	0	0	0
ARMSTRONG, S.	WA	T20	.000	.000	.000	.000	.000	.000	.000	-.3	.0	.0	1	0	0	0	0
GARRETT, A.	WA	T20	.000	.000	.000	.000	.000	.000	.000	-.3	.0	.0	1	0	0	0	0
WILLIAMS, D.	WA	T20	.000	.000	.000	.000	.000	.000	.000	-.3	.0	.0	1	0	0	0	0
HADER, J.	WA	T20	-	-	-	-	-	-	-	.0	-	-	0	0	0	0	0
STASHAK, C.	WA	T20	-	-	-	-	-	-	-	.0	-	-	0	0	0	0	0
Waukesha Freeman			.231	.302	.390	.692	.159	.264	.641	2.1	527.3	4.1	4872	20	30	20	12



Buckeyes

BRADENTON

BRADENTON BUCKEYES 2021 Opening Day Starting Lineup

1-Cesar Hernandez, 2B 2-Kyle Seager, 3B 3-Mike Yastrzemski, LF 4-Teoscar Hernandez, CF
5-Adam Duvall, RF 6-Jesus Aguilar, 1B 7-Isiah Kiner-Falefa 8-Victor Caratini, C
9-Adam Wainwright, P



Bob Wood

17730 Burnham Avenue

Lansing, IL 60438

(708) 895-0967

rlwood14@yahoo.com



16 Pitchers	Tm	Lg	W	L	PCT	SV	ERA	G	GS	CG	SHO	QS	IP	H	R	ER	HR	SO	BB
HEUER, C.	BR	T20	7	4	.636	9	1.96	41	0	0	0	0	55.0	19	12	12	5	50	17
MELANCON, M.	BR	T20	4	2	.667	3	2.31	42	0	0	0	0	50.2	32	13	13	5	42	14
DAYTON, G.	BR	T20	2	1	.667	3	2.39	46	0	0	0	0	64.0	34	19	17	8	59	19
BUEHLER, W.	BR	T20	7	2	.778	0	2.63	14	13	0	0	8	78.2	67	29	23	9	76	19
GARCIA, B.	BR	T20	3	1	.750	0	2.75	46	0	0	0	0	55.2	34	17	17	5	39	24
MARTIN, C.	BR	T20	2	3	.400	18	2.90	38	0	0	0	0	40.1	27	16	13	6	35	13
WAINWRIGHT, A.	BR	T20	12	7	.632	0	2.95	23	23	4	3	14	158.2	126	61	52	22	123	47
CEASE, D.	BR	T20	5	1	.833	0	3.10	11	7	2	2	4	52.1	52	20	18	6	43	17
YARBROUGH, R.	BR	T20	8	3	.727	1	3.57	26	18	2	2	6	116.0	98	56	46	17	94	39
CABRERA, G.	BR	T20	1	1	.500	1	3.57	35	0	0	0	0	45.1	34	22	18	6	47	27
PETERSON, D.	BR	T20	7	6	.538	0	3.94	22	19	0	0	10	112.0	100	52	49	20	85	48
CASTRO, M.	BR	T20	0	0	-	2	3.98	9	0	0	0	0	20.1	17	9	9	3	22	5
SENZATELA, A.	BR	T20	6	12	.333	0	4.51	27	27	1	0	10	151.2	141	82	76	28	106	52
GIOLITO, L.	BR	T20	9	11	.450	0	4.71	25	25	6	3	10	153.0	129	84	80	28	188	57
ANTONE, T.	BR	T20	2	3	.400	0	5.48	32	0	0	0	0	46.0	50	28	28	14	47	19
BEMBOOM, A.	BR	T20	0	0	-	0	8.38	4	0	0	0	0	9.2	23	10	9	2	13	6
Bradenton Buckeyes			75	57	.568	37	3.57	441	132	15	10	62	1209.1	983	530	480	184	1069	423

16 Pitchers	Tm	Lg	SUP/9	R/9	ERA	BF/9	BR/9	H/9	BB/9	SO/9	HR/9	ERPT	OBA	BF	BR	IBB	HB	WP	BK
HEUER, C.	BR	T20	.0	1.96	1.96	32.4	5.9	3.1	2.8	8.2	.82	13.1	.106	198	36	0	0	0	0
MELANCON, M.	BR	T20	.0	2.31	2.31	34.8	8.5	5.7	2.1	7.5	.89	10.1	.180	196	48	2	4	1	0
DAYTON, G.	BR	T20	.0	2.67	2.39	33.9	7.7	4.8	2.7	8.3	1.13	12.2	.157	241	55	0	2	0	0
BUEHLER, W.	BR	T20	4.7	3.32	2.63	37.1	10.0	7.7	2.2	8.7	1.03	12.9	.221	324	87	0	1	3	0
GARCIA, B.	BR	T20	.0	2.75	2.75	35.4	9.9	5.5	3.6	6.3	.81	8.4	.183	219	61	2	5	0	0
MARTIN, C.	BR	T20	.0	3.57	2.90	35.7	9.4	6.0	2.7	7.8	1.34	5.4	.191	160	42	1	3	0	0
WAINWRIGHT, A.	BR	T20	5.2	3.46	2.95	36.8	10.2	7.1	2.7	7.0	1.25	20.4	.214	649	179	0	6	0	0
CEASE, D.	BR	T20	6.4	3.44	3.10	39.0	12.0	8.9	2.9	7.4	1.03	5.9	.249	227	70	0	1	0	0
YARBROUGH, R.	BR	T20	4.0	4.34	3.57	37.9	11.3	7.6	2.9	7.3	1.32	6.9	.227	488	146	1	10	4	0
CABRERA, G.	BR	T20	.0	4.37	3.57	40.3	12.7	6.8	5.4	9.3	1.19	2.7	.199	203	64	0	3	1	0
PETERSON, D.	BR	T20	3.7	4.18	3.94	38.3	12.1	8.0	3.8	6.8	1.61	2.1	.237	476	150	1	3	0	0
CASTRO, M.	BR	T20	.0	3.98	3.98	36.3	9.7	7.5	2.2	9.7	1.33	.3	.221	82	22	0	0	0	0
SENZATELA, A.	BR	T20	4.3	4.87	4.51	38.9	11.8	8.4	3.1	6.3	1.66	-6.8	.239	656	199	0	6	0	0
GIOLITO, L.	BR	T20	4.6	4.94	4.71	37.6	11.2	7.6	3.4	11.1	1.65	-10.2	.226	639	191	0	5	3	0
ANTONE, T.	BR	T20	.0	5.48	5.48	40.1	13.5	9.8	3.7	9.2	2.74	-7.0	.275	205	69	0	0	2	0
BEMBOOM, A.	BR	T20	.0	9.31	8.38	54.0	27.0	21.4	5.6	12.1	1.86	-4.6	.442	58	29	0	0	0	0
Bradenton Buckeyes			3.1	3.94	3.57	37.4	10.8	7.3	3.1	8.0	1.37	71.7	.219	5021	1448	7	49	14	0

35 Players	Tm	Lg	AVG	G	AB	R	H	2B	3B	HR	TB	RBI	SO	BB	ASB	SB	CS	SBP	GDP
HEUER, C.	BR	T20	.500	41	2	0	1	0	0	0	1	0	0	0	0	0	0	-	0
EVANS, P.	BR	T20	.372	68	78	14	29	7	0	3	45	13	13	11	1	1	0	100.0	1
TORRENS, L.	BR	T20	.362	36	80	7	29	7	0	2	42	13	9	6	0	0	0	-	1
ANTONE, T.	BR	T20	.333	32	3	1	1	1	0	0	2	0	0	0	0	0	0	-	0
HERNANDEZ, T.	BR	T20	.306	116	428	75	131	14	4	33	252	99	128	31	17	15	2	88.2	14
HERNANDEZ, C.	BR	T20	.305	129	505	77	154	46	1	0	202	45	106	55	3	2	1	66.7	3
YASTRZEMSKI, M.	BR	T20	.300	123	426	64	128	30	7	19	229	71	111	63	4	3	1	75.0	3
CASTRO, H.	BR	T20	.288	77	125	19	36	7	0	0	43	10	29	11	1	1	0	100.0	6
CARATINI, V.	BR	T20	.285	90	267	20	76	16	0	3	101	26	69	20	1	1	0	100.0	2
FARMER, K.	BR	T20	.264	52	87	6	23	1	0	0	24	6	19	7	1	0	1	.0	2
TREVINO, J.	BR	T20	.257	30	74	8	19	8	0	0	27	4	11	4	0	0	0	-	1
KINER-FALEFA, I.	BR	T20	.254	123	448	46	114	5	4	3	136	33	82	27	17	10	7	58.8	15
AGUILAR, J.	BR	T20	.241	119	394	47	95	14	2	16	161	54	82	51	0	0	0	-	7
SEAGER, K.	BR	T20	.223	93	291	36	65	12	1	7	100	33	49	36	8	5	3	62.5	2
LOWE, N.	BR	T20	.218	36	78	10	17	6	0	5	38	11	34	10	4	2	2	50.0	0
MAZARA, N.	BR	T20	.216	46	111	7	24	2	0	1	29	9	39	9	0	0	0	-	4
VILLAR, J.	BR	T20	.211	86	161	34	34	1	1	0	37	10	48	22	33	29	4	87.9	0
DUVALL, A.	BR	T20	.206	118	417	60	86	9	1	32	193	73	118	45	0	0	0	-	8
SENZEL, N.	BR	T20	.203	31	59	11	12	4	0	2	22	5	16	6	0	0	0	-	2
BEMBOOM, A.	BR	T20	.197	78	76	12	15	1	0	5	31	10	22	9	0	0	0	-	0
BEATY, M.	BR	T20	.197	32	61	8	12	3	0	3	24	9	18	1	0	0	0	-	1
WAINWRIGHT, A.	BR	T20	.196	23	56	6	11	1	0	1	15	9	16	4	0	0	0	-	1
DeJONG, P.	BR	T20	.185	98	195	17	36	7	0	2	49	14	53	19	1	1	0	100.0	2
PETERSON, D.	BR	T20	.176	22	34	4	6	0	0	0	6	4	11	2	0	0	0	-	0
SENZATELA, A.	BR	T20	.163	27	43	3	7	1	0	0	8	6	15	1	0	0	0	-	0
YARBROUGH, R.	BR	T20	.152	26	33	1	5	1	0	0	6	3	11	4	0	0	0	-	0
CEASE, D.	BR	T20	.143	11	14	2	2	1	0	0	3	2	7	2	0	0	0	-	0
BUEHLER, W.	BR	T20	.125	14	24	0	3	0	0	0	3	1	7	2	0	0	0	-	0
GIOLITO, L.	BR	T20	.100	25	50	2	5	1	1	1	11	4	17	2	0	0	0	-	1
DAYTON, G.	BR	T20	.000	46	3	0	0	0	0	0	0	0	3	0	0	0	0	-	0
GARCIA, B.	BR	T20	.000	46	1	0	0	0	0	0	0	0	1	1	0	0	0	-	0
CABRERA, G.	BR	T20	.000	35	1	0	0	0	0	0	0	0	0	0	0	0	0	-	0
CASTRO, M.	BR	T20	-	9	0	0	0	0	0	0	0	0	0	0	0	0	0	-	0
MARTIN, C.	BR	T20	-	38	0	0	0	0	0	0	0	0	0	0	0	0	0	-	0
MELANCON, M.	BR	T20	-	42	0	0	0	0	0	0	0	0	0	0	0	0	0	-	0
Bradenton Buckeyes			.254	2018	4625	597	1176	206	22	138	1840	577	1144	461	91	70	21	76.9	76

35 Players	Tm	Lg	AVG	OBP	SLG	OPS	ISO	SECA	TA	RCON	RC	RC/G	PA	IBB	HBP	SH	SF
HEUER, C.	BR	T20	.500	.500	.500	1.000	.000	.000	1.000	.2	.5	13.5	2	0	0	0	0
EVANS, P.	BR	T20	.372	.473	.577	1.050	.205	.359	1.220	11.5	22.9	12.3	93	0	4	0	0
TORRENS, L.	BR	T20	.362	.407	.525	.932	.163	.237	.923	6.8	17.2	8.8	87	0	0	1	0
ANTONE, T.	BR	T20	.333	.333	.667	1.000	.333	.333	1.000	.3	.7	9.0	3	0	0	0	0
HERNANDEZ, T.	BR	T20	.306	.356	.589	.944	.283	.386	.962	38.5	86.4	7.4	464	2	3	0	2
HERNANDEZ, C.	BR	T20	.305	.372	.400	.772	.095	.206	.732	17.8	79.9	6.0	564	2	1	0	3
YASTRZEMSKI, M.	BR	T20	.300	.394	.538	.931	.237	.390	.990	38.8	95.7	8.5	495	4	4	0	2
CASTRO, H.	BR	T20	.288	.346	.344	.690	.056	.152	.579	.6	13.8	3.9	136	2	0	0	0
CARATINI, V.	BR	T20	.285	.347	.378	.725	.094	.172	.668	4.7	37.1	5.1	298	4	7	1	3
FARMER, K.	BR	T20	.264	.319	.276	.595	.011	.080	.463	-3.4	7.5	3.0	96	0	0	1	0
TREVINO, J.	BR	T20	.257	.291	.365	.656	.108	.162	.554	-1.0	8.0	3.8	79	0	0	0	1
KINER-FALEFA, I.	BR	T20	.254	.299	.304	.603	.049	.116	.494	-15.6	38.2	2.9	481	0	3	0	3
AGUILAR, J.	BR	T20	.241	.327	.409	.735	.168	.297	.693	6.7	54.5	4.8	447	0	0	0	2
SEAGER, K.	BR	T20	.223	.321	.344	.665	.120	.251	.636	-1.8	34.6	4.0	333	2	6	0	0
LOWE, N.	BR	T20	.218	.307	.487	.794	.269	.397	.794	2.0	11.8	5.0	88	1	0	0	0
MAZARA, N.	BR	T20	.216	.285	.261	.546	.045	.126	.440	-5.5	8.2	2.4	123	0	2	0	1
VILLAR, J.	BR	T20	.211	.304	.230	.534	.019	.311	.672	-1.6	16.5	3.4	185	0	0	1	1
DUVALL, A.	BR	T20	.206	.288	.463	.751	.257	.365	.717	7.0	56.4	4.4	472	2	5	0	5
SENZEL, N.	BR	T20	.203	.269	.373	.642	.169	.271	.571	-1.0	5.9	3.1	67	0	0	0	2
BEMBOOM, A.	BR	T20	.197	.315	.408	.723	.211	.329	.721	1.0	10.8	4.8	89	0	4	0	0
BEATY, M.	BR	T20	.197	.258	.393	.651	.197	.213	.580	-1.2	6.2	3.3	67	0	4	1	0
WAINWRIGHT, A.	BR	T20	.196	.250	.268	.518	.071	.143	.413	-3.6	4.0	2.1	64	0	0	4	0
DeJONG, P.	BR	T20	.185	.257	.251	.508	.067	.169	.435	-12.0	13.9	2.3	218	0	1	0	3
PETERSON, D.	BR	T20	.176	.222	.176	.399	.000	.059	.286	-3.6	1.7	1.5	40	0	0	4	0
SENZATELA, A.	BR	T20	.163	.182	.186	.368	.023	.047	.250	-5.1	1.9	1.2	51	0	0	7	0
YARBROUGH, R.	BR	T20	.152	.237	.182	.419	.030	.152	.357	-3.0	2.0	1.7	41	0	0	3	1
CEASE, D.	BR	T20	.143	.250	.214	.464	.071	.214	.417	-1.1	1.0	2.0	18	0	0	2	0
BUEHLER, W.	BR	T20	.125	.192	.125	.317	.000	.083	.238	-3.2	.9	1.0	29	0	0	3	0
GIOLITO, L.	BR	T20	.100	.135	.220	.355	.120	.160	.283	-6.5	1.5	.8	58	0	0	6	0
DAYTON, G.	BR	T20	.000	.000	.000	.000	.000	.000	.000	-.8	.0	.0	4	0	0	1	0
GARCIA, B.	BR	T20	.000	.500	.000	.500	.000	1.000	1.000	.1	.1	3.5	2	0	0	0	0
CABRERA, G.	BR	T20	.000	.000	.000	.000	.000	.000	.000	-.3	.0	.0	1	0	0	0	0
CASTRO, M.	BR	T20	-	-	-	-	-	-	-	.0	.0	.0	1	0	0	1	0
MARTIN, C.	BR	T20	-	-	-	-	-	-	-	.0	-	-	0	0	0	0	0
MELANCON, M.	BR	T20	-	-	-	-	-	-	-	.0	-	-	0	0	0	0	0
Bradenton Buckeyes			.254	.326	.398	.724	.144	.254	.681	65.8	621.0	4.6	5196	19	44	36	29



Morgantown

WV



MORGANTOWN RAIDERS 2021 Opening Day Starting Lineup

1-Mookie Betts, RF 2-Jeff McNeil, CF 3-Randy Arozarena, LF 4-Trevor Story, SS
5-Eugenio Suarez, 3B 6-Josh Bell, 1B 7-Danny Mendick, 2B 8-Jorge Alfaro, C
9-Brady Singer, P





Gerry Hobbs

805 Lakeview Estates

Morgantown, WV 26508

(304) 594-0369

Gerald.Hobbs@mail.wvu.edu

18 Pitchers	Tm	Lg	W	L	PCT	SV	ERA	G	GS	CG	SHO	QS	IP	H	R	ER	HR	SO	BB
MARSHALL, E.	MR	T20	2	3	.400	2	1.71	31	0	0	0	0	42.0	29	9	8	5	54	9
PETIT, Y.	MR	T20	3	1	.750	1	1.91	44	0	0	0	0	56.2	32	15	12	5	34	14
FAIRBANKS, P.	MR	T20	5	1	.833	0	2.85	41	4	0	0	3	75.2	59	24	24	7	88	26
ROGERS, T.	MR	T20	1	1	.500	1	2.90	37	0	0	0	0	40.1	37	15	13	5	33	7
MONTERO, R.	MR	T20	3	0	1.000	0	3.34	20	0	0	0	0	32.1	21	13	12	4	36	15
GREEN, C.	MR	T20	1	1	.500	0	3.44	40	0	0	0	0	49.2	48	19	19	10	40	9
SLEGERS, A.	MR	T20	6	2	.750	0	3.57	15	7	1	1	3	58.0	46	23	23	9	47	13
MEANS, J.	MR	T20	5	7	.417	0	3.94	17	17	1	1	8	105.0	98	48	46	20	97	30
JEFFRESS, J.	MR	T20	3	5	.375	23	4.00	38	0	0	0	0	45.0	21	20	20	3	27	20
McCULLERS, L.	MR	T20	10	6	.625	0	4.02	22	22	1	0	12	130.0	122	73	58	18	110	50
WILLIAMS, T.	MR	T20	3	2	.600	0	4.27	8	8	1	1	3	46.1	55	22	22	5	28	24
WICK, R.	MR	T20	3	3	.500	0	4.66	24	0	0	0	0	36.2	28	20	19	8	22	14
DUFFY, D.	MR	T20	5	6	.455	0	4.69	20	20	3	2	8	117.0	122	73	61	12	135	53
SINGER, B.	MR	T20	7	13	.350	0	5.04	27	27	2	0	10	150.0	159	94	84	26	145	49
STRATTON, C.	MR	T20	3	2	.600	1	5.18	29	0	0	0	0	41.2	50	26	24	2	43	15
ROARK, T.	MR	T20	4	7	.364	0	5.84	15	14	0	0	3	69.1	87	52	45	10	57	37
LORENZEN, M.	MR	T20	2	2	.500	0	6.00	18	7	0	0	1	57.0	70	40	38	6	52	26
ANDERSON, C.	MR	T20	1	3	.250	0	9.82	8	6	1	0	1	29.1	51	33	32	10	29	7
Morgantown Raiders			67	65	.508	28	4.26	454	132	10	5	52	1182.0	1135	619	560	165	1077	418

18 Pitchers	Tm	Lg	SUP/9	R/9	ERA	BF/9	BR/9	H/9	BB/9	SO/9	HR/9	ERPT	OBA	BF	BR	IBB	HB	WP	BK
MARSHALL, E.	MR	T20	.0	1.93	1.71	34.9	7.7	6.2	1.5	11.6	1.07	11.2	.188	163	36	2	0	0	0
PETIT, Y.	MR	T20	.0	2.38	1.91	34.1	7.3	5.1	1.7	5.4	.79	13.9	.162	215	46	3	3	0	0
FAIRBANKS, P.	MR	T20	.8	2.85	2.85	35.7	10.0	7.0	3.0	10.5	.83	10.5	.216	300	84	1	0	1	0
ROGERS, T.	MR	T20	.0	3.35	2.90	37.0	8.9	8.3	.7	7.4	1.12	5.4	.233	166	40	4	0	3	0
MONTERO, R.	MR	T20	.0	3.62	3.34	37.3	10.6	5.8	4.2	10.0	1.11	2.8	.181	134	38	0	2	0	0
GREEN, C.	MR	T20	.0	3.44	3.44	36.1	10.3	8.7	1.6	7.2	1.81	3.7	.254	199	57	0	0	2	0
SLEGERS, A.	MR	T20	5.9	3.57	3.57	36.3	9.9	7.1	2.0	7.3	1.40	3.5	.216	234	64	0	5	0	0
MEANS, J.	MR	T20	4.5	4.11	3.94	37.5	11.0	8.4	2.5	8.3	1.71	1.9	.244	438	128	1	1	3	0
JEFFRESS, J.	MR	T20	.0	4.00	4.00	35.2	8.4	4.2	3.6	5.4	.60	.5	.138	176	42	2	3	0	0
McCULLERS, L.	MR	T20	6.0	5.05	4.02	38.8	12.4	8.4	3.5	7.6	1.25	1.3	.245	560	179	0	7	0	0
WILLIAMS, T.	MR	T20	2.7	4.27	4.27	41.0	15.7	10.7	4.7	5.4	.97	-.9	.301	211	81	0	2	0	0
WICK, R.	MR	T20	.0	4.91	4.66	37.1	10.3	6.9	3.4	5.4	1.96	-2.3	.204	151	42	0	0	0	0
DUFFY, D.	MR	T20	4.9	5.62	4.69	40.6	13.8	9.4	3.9	10.4	.92	-7.6	.263	528	180	2	7	4	0
SINGER, B.	MR	T20	4.7	5.64	5.04	39.5	13.0	9.5	2.9	8.7	1.56	-15.6	.266	658	217	0	9	5	1
STRATTON, C.	MR	T20	.0	5.62	5.18	40.4	14.0	10.8	3.2	9.3	.43	-5.0	.294	187	65	0	0	0	0
ROARK, T.	MR	T20	5.6	6.75	5.84	42.8	16.2	11.3	4.7	7.4	1.30	-13.4	.305	330	125	1	2	2	0
LORENZEN, M.	MR	T20	3.6	6.32	6.00	41.5	15.6	11.1	4.1	8.2	.95	-12.0	.304	263	99	0	3	1	0
ANDERSON, C.	MR	T20	4.6	10.13	9.82	46.3	20.3	15.6	2.1	8.9	3.07	-18.6	.378	151	66	0	8	0	0
Morgantown Raiders			3.2	4.71	4.26	38.6	12.1	8.6	3.1	8.2	1.26	-20.7	.249	5064	1589	16	52	21	1

35 Players	Tm	Lg	AVG	G	AB	R	H	2B	3B	HR	TB	RBI	SO	BB	ASB	SB	CS	SBP	GDP
SMITH, W.	MR	T20	.358	88	271	60	97	23	0	26	198	74	39	38	0	0	0	-	5
BETTS, M.	MR	T20	.298	126	494	98	147	22	4	26	255	80	80	41	23	20	3	87.0	5
McNEIL, J.	MR	T20	.292	118	418	58	122	38	0	7	181	37	49	41	3	1	2	33.3	7
ARZARENA, R.	MR	T20	.281	78	167	30	47	6	0	17	104	52	39	17	2	2	0	100.0	4
WILLIAMS, T.	MR	T20	.273	8	11	1	3	0	0	0	3	0	3	0	0	0	0	-	0
STORY, T.	MR	T20	.272	132	555	87	151	24	6	18	241	60	136	49	30	23	7	76.7	7
CORDERO, F.	MR	T20	.263	23	38	9	10	1	0	3	20	8	6	7	2	2	0	100.0	0
LUPLOW, J.	MR	T20	.262	61	126	25	33	11	1	7	67	20	25	21	0	0	0	-	2
MENDICK, D.	MR	T20	.258	76	182	17	47	6	6	2	71	19	26	10	2	1	1	50.0	5
JOYCE, M.	MR	T20	.252	87	230	26	58	7	0	6	83	25	70	32	0	0	0	-	2
VOGT, S.	MR	T20	.232	34	56	10	13	5	0	2	24	10	15	6	0	0	0	-	0
SINGER, B.	MR	T20	.231	27	39	6	9	0	0	0	9	5	10	5	0	0	0	-	0
TAVERAS, L.	MR	T20	.229	76	188	33	43	9	1	9	81	25	72	19	19	18	1	94.7	0
MEANS, J.	MR	T20	.222	17	27	2	6	1	0	0	7	4	9	1	0	0	0	-	0
KEMP, T.	MR	T20	.222	84	212	30	47	15	0	0	62	14	39	28	1	1	0	100.0	1
BELL, J.	MR	T20	.221	125	447	43	99	6	1	18	161	74	136	35	1	1	0	100.0	8
SUAREZ, E.	MR	T20	.214	126	429	79	92	15	0	45	242	83	139	74	2	2	0	100.0	14
ALFARO, J.	MR	T20	.212	75	193	18	41	1	0	7	63	14	62	9	0	0	0	-	2
DIETRICH, D.	MR	T20	.203	73	128	20	26	3	1	8	55	22	37	13	1	0	1	.0	3
GONZALEZ, M.	MR	T20	.201	86	184	19	37	6	0	9	70	20	43	15	0	0	0	-	4
DUFFY, D.	MR	T20	.182	20	33	3	6	3	1	1	14	5	12	1	0	0	0	-	0
LORENZEN, M.	MR	T20	.154	19	13	1	2	0	0	1	5	2	2	0	0	0	0	-	0
ROARK, T.	MR	T20	.150	15	20	4	3	0	0	1	6	1	6	3	0	0	0	-	0
SLEGGERS, A.	MR	T20	.125	15	16	0	2	0	0	0	2	1	6	1	0	0	0	-	1
FAIRBANKS, P.	MR	T20	.111	41	9	1	1	0	0	1	4	1	3	0	0	0	0	-	1
McCULLERS, L.	MR	T20	.103	22	39	3	4	0	0	0	4	0	13	5	0	0	0	-	0
ANDERSON, C.	MR	T20	.000	8	7	0	0	0	0	0	0	0	5	0	0	0	0	-	0
STRATTON, C.	MR	T20	.000	29	5	0	0	0	0	0	0	0	2	1	0	0	0	-	0
PETIT, Y.	MR	T20	.000	44	2	0	0	0	0	0	0	0	1	0	0	0	0	-	0
GREEN, C.	MR	T20	-	40	0	0	0	0	0	0	0	0	0	0	0	0	0	-	0
JEFFRESS, J.	MR	T20	.000	38	1	0	0	0	0	0	0	0	0	0	0	0	0	-	0
MARSHALL, E.	MR	T20	.000	31	1	0	0	0	0	0	0	0	1	0	0	0	0	-	0
WICK, R.	MR	T20	.000	24	1	0	0	0	0	0	0	0	0	0	0	0	0	-	0
MONTERO, R.	MR	T20	-	20	0	0	0	0	0	0	0	0	0	0	0	0	0	-	0
ROGERS, T.	MR	T20	-	37	0	0	0	0	0	0	0	0	0	0	0	0	0	-	0
Morgantown Raiders			.252	1923	4542	683	1146	202	21	214	2032	656	1086	472	86	71	15	82.6	71

35 Players	Tm	Lg	AVG	OBP	SLG	OPS	ISO	SECA	TA	RCON	RC	RC/G	PA	IBB	HBP	SH	SF
SMITH, W.	MR	T20	.358	.439	.731	1.170	.373	.513	1.335	46.9	88.7	13.2	314	1	3	0	2
BETTS, M.	MR	T20	.298	.351	.516	.867	.219	.336	.893	33.1	93.0	7.0	538	4	1	0	2
McNEIL, J.	MR	T20	.292	.356	.433	.789	.141	.237	.738	14.9	65.0	5.7	463	3	2	0	2
ARZARENA, R.	MR	T20	.281	.373	.623	.996	.341	.455	1.056	18.5	39.3	8.5	193	2	8	0	1
WILLIAMS, T.	MR	T20	.273	.273	.273	.545	.000	.000	.375	-.6	.9	2.5	13	0	0	2	0
STORY, T.	MR	T20	.272	.331	.434	.765	.162	.279	.751	16.1	82.2	5.3	608	1	1	0	3
CORDERO, F.	MR	T20	.263	.370	.526	.896	.263	.500	1.036	3.7	8.6	8.0	46	0	0	0	1
LUPLOW, J.	MR	T20	.262	.373	.532	.905	.270	.437	.947	10.4	26.4	7.4	150	1	2	0	1
MENDICK, D.	MR	T20	.258	.294	.390	.684	.132	.187	.582	-1.9	19.7	3.7	195	1	0	0	2
JOYCE, M.	MR	T20	.252	.343	.361	.704	.109	.248	.667	2.6	31.2	4.8	266	0	1	1	2
VOGT, S.	MR	T20	.232	.306	.429	.735	.196	.304	.698	.8	7.8	4.9	62	0	0	0	0
SINGER, B.	MR	T20	.231	.318	.231	.549	.000	.128	.467	-1.7	3.9	2.8	52	0	0	8	0
TAVERAS, L.	MR	T20	.229	.300	.431	.730	.202	.394	.808	6.7	27.9	5.2	207	2	0	0	0
MEANS, J.	MR	T20	.222	.241	.259	.501	.037	.074	.381	-1.8	2.2	2.1	35	0	0	6	1
KEMP, T.	MR	T20	.222	.323	.292	.615	.071	.208	.578	-3.3	23.0	3.7	248	2	5	0	3
BELL, J.	MR	T20	.221	.282	.360	.642	.139	.219	.565	-8.8	45.9	3.5	489	2	4	0	3
SUAREZ, E.	MR	T20	.214	.329	.564	.893	.350	.527	.906	30.5	79.2	6.1	504	1	0	0	1
ALFARO, J.	MR	T20	.212	.257	.326	.584	.114	.161	.487	-8.3	16.4	2.9	206	2	3	0	1
DIETRICH, D.	MR	T20	.203	.299	.430	.729	.227	.320	.689	.9	16.4	4.1	147	0	5	0	1
GONZALEZ, M.	MR	T20	.201	.261	.380	.642	.179	.261	.570	-4.0	18.4	3.2	206	0	1	3	3
DUFFY, D.	MR	T20	.182	.200	.424	.624	.242	.273	.556	-1.1	3.0	2.5	40	0	0	5	1
LORENZEN, M.	MR	T20	.154	.154	.385	.538	.231	.231	.455	-.9	.8	1.7	15	0	0	2	0
ROARK, T.	MR	T20	.150	.261	.300	.561	.150	.300	.529	-.9	1.8	2.7	24	0	0	1	0
SLEGGERS, A.	MR	T20	.125	.167	.125	.292	.000	.063	.200	-2.3	.4	.6	20	0	0	2	1
FAIRBANKS, P.	MR	T20	.111	.111	.444	.556	.333	.333	.444	-.6	.0	.0	10	0	0	1	0
McCULLERS, L.	MR	T20	.103	.205	.103	.307	.000	.128	.257	-5.3	1.2	.9	45	0	0	1	0
ANDERSON, C.	MR	T20	.000	.000	.000	.000	.000	.000	.000	-1.8	.0	.0	9	0	0	2	0
STRATTON, C.	MR	T20	.000	.167	.000	.167	.000	.200	.200	-.9	.0	.2	6	0	0	0	0
PETIT, Y.	MR	T20	.000	.000	.000	.000	.000	.000	.000	-.5	.0	.0	2	0	0	0	0
GREEN, C.	MR	T20	-	-	-	-	-	-	-	.0	.0	.0	1	0	0	1	0
JEFFRESS, J.	MR	T20	.000	.000	.000	.000	.000	.000	.000	-.3	.0	.0	1	0	0	0	0
MARSHALL, E.	MR	T20	.000	.000	.000	.000	.000	.000	.000	-.3	.0	.0	1	0	0	0	0
WICK, R.	MR	T20	.000	.000	.000	.000	.000	.000	.000	-.3	.0	.0	1	0	0	0	0
MONTERO, R.	MR	T20	-	-	-	-	-	-	-	.0	-	-	0	0	0	0	0
ROGERS, T.	MR	T20	-	-	-	-	-	-	-	.0	-	-	0	0	0	0	0
Morgantown Raiders			.252	.326	.447	.773	.195	.311	.750	139.7	683.3	5.2	5117	22	36	35	31

CITY OF EVANSTON



BEEES

COOK COUNTY
ILLINOIS

EVANSTON BEES 2021 Opening Day Starting Lineup

1-Max Kepler, RF 2-Marcus Semien, SS 3-Kyle Tucker, LF 4-Jake Cronenworth, 2B
5-Joey Votto, 1B 6-Maikel Franco, 3B 7-Garrett Hampson, CF 8-Danny Jansen, C
9-Kyle Freeland, P



Al Keefer

2617 Princeton Ave

Evanston, IL 60201

(847) 328-8173

alkeefe@comcast.net



18 Pitchers	Tm	Lg	W	L	PCT	SV	ERA	G	GS	CG	SHO	QS	IP	H	R	ER	HR	SO	BB
MURPHY, J.	EB	T20	0	0	-	0	.00	1	0	0	0	0	2.0	2	0	0	0	4	0
LAMET, D.	EB	T20	12	7	.632	0	1.65	22	22	9	6	20	174.2	85	34	32	16	187	49
MAYERS, M.	EB	T20	6	2	.750	11	3.16	42	0	0	0	0	51.1	39	18	18	7	52	11
STEPHENSON, R.	EB	T20	0	0	-	0	3.46	4	0	0	0	0	13.0	14	5	5	2	17	5
STRIPLING, R.	EB	T20	2	5	.286	0	3.48	9	9	1	0	3	51.2	53	26	20	6	41	18
EOVALDI, N.	EB	T20	5	10	.333	0	3.52	19	19	2	1	11	117.2	110	54	46	17	118	35
TATE, D.	EB	T20	0	1	.000	0	3.72	23	0	0	0	0	29.0	22	12	12	4	27	15
HATCH, T.	EB	T20	3	2	.600	2	3.99	34	1	0	0	1	47.1	41	22	21	5	41	18
DIAZ, E.	EB	T20	3	1	.750	6	4.22	47	0	0	0	0	49.0	26	23	23	9	61	23
LOAISIGA, J.	EB	T20	5	2	.714	0	4.25	32	3	0	0	2	59.1	51	29	28	7	44	19
SCHERZER, M.	EB	T20	8	14	.364	0	4.26	28	28	6	1	12	177.2	168	90	84	22	201	38
YOUNG, A.	EB	T20	2	2	.500	0	4.46	12	7	0	0	2	42.1	50	23	21	6	42	9
HEANEY, A.	EB	T20	9	10	.474	0	4.64	22	22	3	2	10	145.1	135	82	75	20	146	42
FREELAND, K.	EB	T20	8	9	.471	0	5.10	21	21	2	0	8	134.0	140	78	76	20	102	51
RYAN, K.	EB	T20	0	0	-	1	6.39	8	0	0	0	0	12.2	14	9	9	5	9	2
HOWARD, S.	EB	T20	0	2	.000	0	7.12	30	0	0	0	0	30.1	43	28	24	8	34	11
WILSON, J.	EB	T20	0	1	.000	0	9.68	37	0	0	0	0	30.2	36	34	33	6	37	25
GINKEL, K.	EB	T20	0	1	.000	0	15.63	14	0	0	0	0	12.2	33	27	22	5	14	10
Evanston Bees			63	69	.477	20	4.18	405	132	23	10	69	1180.2	1062	594	549	165	1177	381

18 Pitchers	Tm	Lg	SUP/9	R/9	ERA	BF/9	BR/9	H/9	BB/9	SO/9	HR/9	ERPT	OBA	BF	BR	IBB	HB	WP	BK
MURPHY, J.	EB	T20	.0	.00	.00	36.0	9.0	9.0	.0	18.0	.00	.9	.250	8	2	0	0	0	0
LAMET, D.	EB	T20	3.8	1.75	1.65	33.9	7.0	4.4	2.5	9.6	.82	47.7	.141	657	136	1	3	0	0
MAYERS, M.	EB	T20	.0	3.16	3.16	36.3	8.9	6.8	1.8	9.1	1.23	5.4	.204	207	51	1	2	0	0
STEPHENSON, R.	EB	T20	.0	3.46	3.46	37.4	13.2	9.7	3.5	11.8	1.38	.9	.286	54	19	0	0	0	0
STRIPLING, R.	EB	T20	4.2	4.53	3.48	38.7	12.9	9.2	3.1	7.1	1.05	3.6	.269	222	74	0	3	0	0
EOVALDI, N.	EB	T20	3.3	4.13	3.52	38.5	11.5	8.4	2.6	9.0	1.30	7.7	.242	503	151	1	7	6	0
TATE, D.	EB	T20	.0	3.72	3.72	38.5	11.8	6.8	4.3	8.4	1.24	1.2	.208	124	38	1	2	0	0
HATCH, T.	EB	T20	1.1	4.18	3.99	37.8	11.2	7.8	3.0	7.8	.95	.6	.234	199	59	2	2	0	0
DIAZ, E.	EB	T20	.0	4.22	4.22	36.6	8.8	4.8	3.7	11.2	1.65	-.6	.149	199	48	3	2	3	0
LOAISIGA, J.	EB	T20	1.1	4.40	4.25	36.9	10.9	7.7	2.4	6.7	1.06	-.9	.235	243	72	3	5	2	0
SCHERZER, M.	EB	T20	4.7	4.56	4.26	37.2	10.8	8.5	1.9	10.2	1.11	-2.9	.244	735	213	0	7	2	0
YOUNG, A.	EB	T20	5.3	4.89	4.46	38.7	12.5	10.6	1.9	8.9	1.28	-1.7	.289	182	59	0	0	0	0
HEANEY, A.	EB	T20	5.0	5.08	4.64	38.0	11.6	8.4	2.6	9.0	1.24	-8.7	.242	613	187	0	10	1	0
FREELAND, K.	EB	T20	4.4	5.24	5.10	39.3	13.2	9.4	3.4	6.9	1.34	-14.9	.268	585	197	1	7	0	0
RYAN, K.	EB	T20	.0	6.39	6.39	36.9	11.4	9.9	1.4	6.4	3.55	-3.2	.280	52	16	0	0	0	0
HOWARD, S.	EB	T20	.0	8.31	7.12	45.1	16.0	12.8	3.0	10.1	2.37	-10.2	.314	152	54	1	1	0	0
WILSON, J.	EB	T20	.0	9.98	9.68	44.3	17.9	10.6	6.8	10.9	1.76	-19.0	.295	151	61	2	2	3	0
GINKEL, K.	EB	T20	.0	19.18	15.63	56.8	30.6	23.4	7.1	9.9	3.55	-16.2	.478	80	43	0	0	0	0
Evanston Bees			3.2	4.53	4.18	37.9	11.3	8.1	2.8	9.0	1.26	-10.3	.236	4966	1480	16	53	17	0

33 Players	Tm	Lg	AVG	G	AB	R	H	2B	3B	HR	TB	RBI	SO	BB	ASB	SB	CS	SBP	GDP
MAYERS, M.	EB	T20	.333	42	3	1	1	1	0	0	2	0	0	0	0	0	0	-	0
STASSI, M.	EB	T20	.312	95	202	32	63	6	0	17	120	46	44	26	0	0	0	-	8
ENGEL, A.	EB	T20	.303	102	201	24	61	12	2	6	95	33	51	9	1	1	0	100.0	3
HAGGERTY, S.	EB	T20	.298	66	94	18	28	9	0	4	49	16	21	5	5	5	0	100.0	1
FRANCO, M.	EB	T20	.261	128	476	54	124	34	0	15	203	61	66	27	0	0	0	-	16
VOTTO, J.	EB	T20	.258	118	361	51	93	20	1	16	163	52	71	62	0	0	0	-	10
HAMPSON, G.	EB	T20	.250	107	372	43	93	8	7	11	148	43	121	33	13	12	1	92.3	3
MURPHY, J.	EB	T20	.240	69	50	3	12	3	0	0	15	1	24	2	0	0	0	-	0
SANCHEZ, Y.	EB	T20	.231	36	26	7	6	1	1	0	9	4	5	4	0	0	0	-	2
CRONENWORTH, J.	EB	T20	.230	112	369	45	85	22	5	8	141	47	62	35	11	6	5	54.5	5
TUCKER, K.	EB	T20	.230	128	430	52	99	16	8	17	182	56	119	34	16	15	1	93.8	7
EDMAN, T.	EB	T20	.228	100	337	51	77	9	2	9	117	31	72	44	5	1	4	20.0	4
CHAVIS, M.	EB	T20	.217	64	152	10	33	9	1	2	50	12	43	9	0	0	0	-	4
KEPLER, M.	EB	T20	.206	103	326	44	67	13	2	12	120	39	68	40	3	3	0	100.0	6
SEMIEN, M.	EB	T20	.197	109	427	56	84	10	4	11	135	32	97	31	6	4	2	66.7	5
STRIPLING, R.	EB	T20	.176	9	17	2	3	1	0	0	4	0	5	1	0	0	0	-	0
MEADOWS, A.	EB	T20	.175	64	137	11	24	4	0	2	34	7	50	15	2	2	0	100.0	2
JANSEN, D.	EB	T20	.169	84	189	14	32	8	1	4	54	15	50	37	0	0	0	-	3
EOVALDI, N.	EB	T20	.161	19	31	2	5	0	0	0	5	2	14	2	0	0	0	-	1
LAMET, D.	EB	T20	.137	22	51	4	7	4	1	0	13	1	19	7	0	0	0	-	0
SCHERZER, M.	EB	T20	.115	28	52	3	6	0	0	1	9	1	14	2	0	0	0	-	0
LOAISIGA, J.	EB	T20	.111	32	9	0	1	0	0	0	1	1	4	0	0	0	0	-	0
FREELAND, K.	EB	T20	.100	21	40	2	4	1	0	0	5	1	18	3	0	0	0	-	0
HEANEY, A.	EB	T20	.089	22	45	3	4	0	0	0	4	1	19	0	0	0	0	-	1
YOUNG, A.	EB	T20	.083	12	12	2	1	0	0	0	1	0	3	1	0	0	0	-	0
HATCH, T.	EB	T20	.000	34	3	0	0	0	0	0	0	0	2	0	0	0	0	-	0
TATE, D.	EB	T20	.000	23	2	0	0	0	0	0	0	0	1	0	0	0	0	-	0
STEPHENSON, R.	EB	T20	.000	4	1	0	0	0	0	0	0	0	0	0	0	0	0	-	0
GINKEL, K.	EB	T20	.000	14	1	0	0	0	0	0	0	0	0	0	0	0	0	-	0
HOWARD, S.	EB	T20	.000	30	1	0	0	0	0	0	0	0	0	0	0	0	0	-	0
RYAN, K.	EB	T20	-	8	0	0	0	0	0	0	0	0	0	1	0	0	0	-	0
DIAZ, E.	EB	T20	-	47	0	0	0	0	0	0	0	0	0	0	0	0	0	-	0
WILSON, J.	EB	T20	-	37	0	0	0	0	0	0	0	0	0	0	0	0	0	-	0
Evanston Bees			.229	1889	4417	534	1013	191	35	135	1679	502	1063	430	62	49	13	79.0	81

33 Players	Tm	Lg	AVG	OBP	SLG	OPS	ISO	SECA	TA	RCON	RC	RC/G	PA	IBB	HBP	SH	SF
MAYERS, M.	EB	T20	.333	.333	.667	1.000	.333	.333	1.000	.3	.6	5.7	4	0	0	1	0
STASSI, M.	EB	T20	.312	.390	.594	.984	.282	.411	1.000	21.2	45.3	8.2	231	2	1	0	2
ENGEL, A.	EB	T20	.303	.340	.473	.812	.169	.219	.748	7.8	31.9	6.0	212	2	2	0	0
HAGGERTY, S.	EB	T20	.298	.333	.521	.855	.223	.330	.881	6.3	17.1	6.9	99	0	0	0	0
FRANCO, M.	EB	T20	.261	.296	.426	.723	.166	.223	.625	3.6	56.4	4.1	510	2	0	0	7
VOTTO, J.	EB	T20	.258	.366	.452	.818	.194	.366	.813	19.0	61.8	6.0	426	0	1	0	2
HAMPSON, G.	EB	T20	.250	.310	.398	.708	.148	.266	.682	3.9	49.1	4.7	407	0	0	1	1
MURPHY, J.	EB	T20	.240	.269	.300	.569	.060	.100	.447	-2.3	4.2	3.0	52	0	0	0	0
SANCHEZ, Y.	EB	T20	.231	.333	.346	.679	.115	.269	.591	-0	2.7	3.3	30	0	0	0	0
CRONENWORTH, J.	EB	T20	.230	.295	.382	.677	.152	.249	.619	-3.8	41.8	3.8	407	0	0	0	3
TUCKER, K.	EB	T20	.230	.286	.423	.709	.193	.305	.684	4.1	53.9	4.2	469	1	1	0	4
EDMAN, T.	EB	T20	.228	.326	.347	.673	.119	.240	.623	-2.9	39.9	4.0	387	0	5	0	1
CHAVIS, M.	EB	T20	.217	.259	.329	.588	.112	.171	.480	-6.1	12.4	2.7	162	0	0	0	1
KEPLER, M.	EB	T20	.206	.293	.368	.661	.163	.294	.619	-2.7	36.8	3.7	369	0	1	0	2
SEMIEN, M.	EB	T20	.197	.251	.316	.567	.119	.197	.486	-20.9	34.3	2.6	459	0	0	0	1
STRIPLING, R.	EB	T20	.176	.222	.235	.458	.059	.118	.357	-1.4	1.0	1.8	19	0	0	1	0
MEADOWS, A.	EB	T20	.175	.257	.248	.505	.073	.197	.443	-8.4	9.5	2.2	152	0	0	0	0
JANSEN, D.	EB	T20	.169	.304	.286	.590	.116	.312	.569	-5.3	18.4	3.1	227	3	0	0	1
EOVALDI, N.	EB	T20	.161	.212	.161	.373	.000	.065	.259	-3.5	1.3	1.1	39	0	0	6	0
LAMET, D.	EB	T20	.137	.241	.255	.496	.118	.255	.455	-3.5	4.0	2.1	65	0	0	7	0
SCHERZER, M.	EB	T20	.115	.164	.173	.337	.058	.096	.261	-6.8	2.2	1.0	69	0	1	14	0
LOAISIGA, J.	EB	T20	.111	.111	.111	.222	.000	.000	.125	-1.5	.2	.5	10	0	0	1	0
FREELAND, K.	EB	T20	.100	.163	.125	.288	.025	.100	.222	-5.8	1.2	.8	47	0	0	4	0
HEANEY, A.	EB	T20	.089	.089	.089	.178	.000	.000	.095	-8.4	.4	.2	51	0	0	6	0
YOUNG, A.	EB	T20	.083	.154	.083	.237	.000	.083	.182	-2.0	.3	.6	15	0	0	2	0
HATCH, T.	EB	T20	.000	.000	.000	.000	.000	.000	.000	-8	.0	.0	3	0	0	0	0
TATE, D.	EB	T20	.000	.000	.000	.000	.000	.000	.000	-5	.0	.0	3	0	0	1	0
STEPHENSON, R.	EB	T20	.000	.000	.000	.000	.000	.000	.000	-3	.0	.0	2	0	0	1	0
GINKEL, K.	EB	T20	.000	.000	.000	.000	.000	.000	.000	-3	.0	.0	1	0	0	0	0
HOWARD, S.	EB	T20	.000	.000	.000	.000	.000	.000	.000	-3	.0	.0	1	0	0	0	0
RYAN, K.	EB	T20	-	1.000	-	-	-	-	-	.3	.3	-	1	0	0	0	0
DIAZ, E.	EB	T20	-	-	-	-	-	-	-	.0	-	-	0	0	0	0	0
WILSON, J.	EB	T20	-	-	-	-	-	-	-	.0	-	-	0	0	0	0	0
Evanston Bees			.229	.298	.380	.678	.151	.256	.620	-20.8	511.7	3.9	4929	10	12	45	25



Mirthmakers

Mirthmakers

MIMOSA MIRTHMAKERS 2021 Opening Day Starting Lineup

1-Cedric Mullins, CF 2-Austin Hays, LF 3-Brian Anderson, 3B 4-Garrett Cooper, 1B
5-Stephen Piscotty, RF 6-Wilson Ramos, C 7-Eduardo Escobar, 2B 8-Kevin Newman, SS
9-Jacob deGrom, P



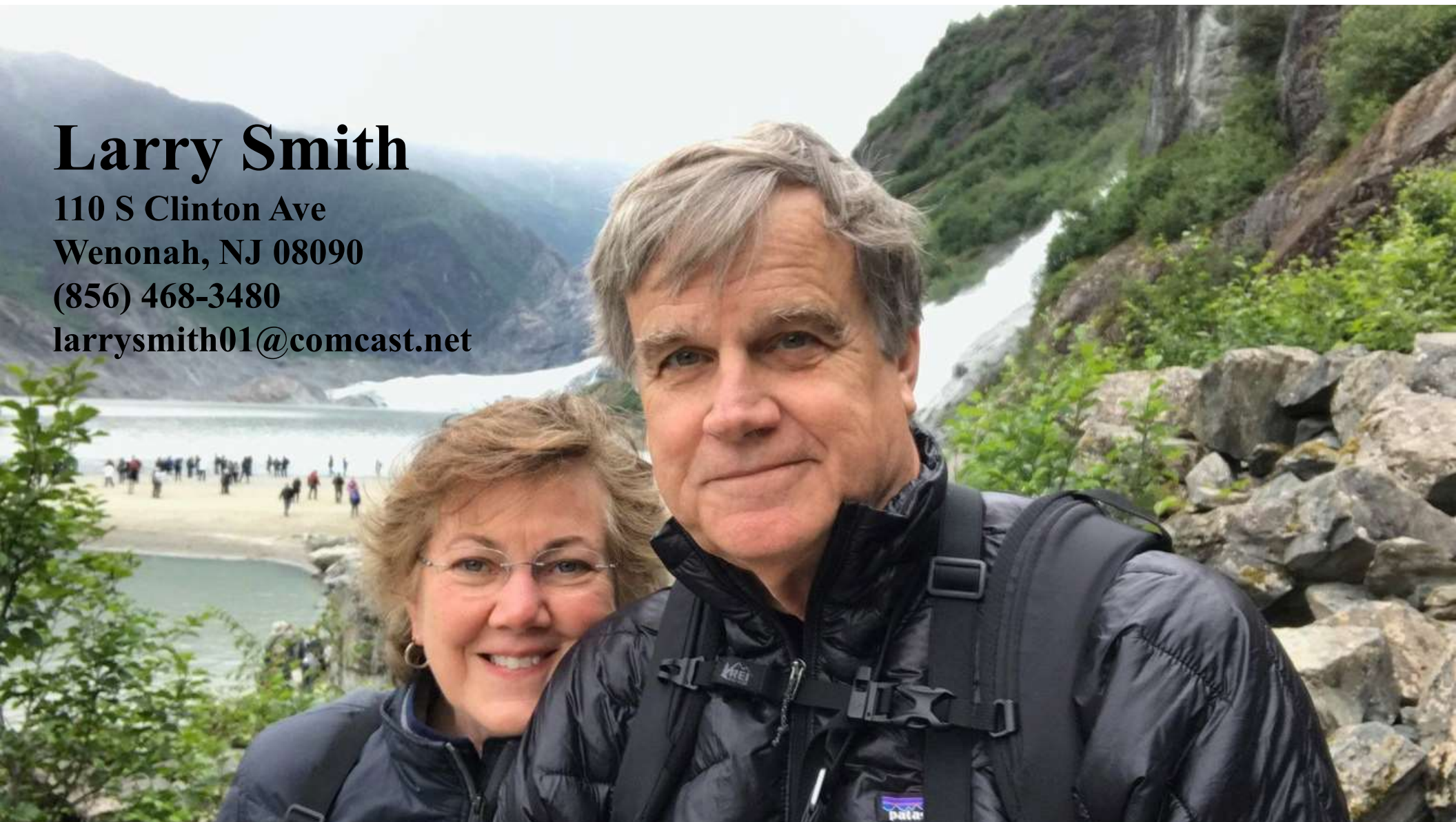
Larry Smith

110 S Clinton Ave

Wenonah, NJ 08090

(856) 468-3480

larrysmith01@comcast.net



17 Pitchers	Tm	Lg	W	L	PCT	SV	ERA	G	GS	CG	SHO	QS	IP	H	R	ER	HR	SO	BB
BAUER, T.	MI	T20	13	6	.684	0	1.51	24	24	6	4	21	179.1	86	35	30	13	198	47
BARD, D.	MI	T20	1	6	.143	1	3.19	36	0	0	0	0	42.1	39	16	15	5	38	22
deGROM, J.	MI	T20	6	11	.353	0	3.41	25	25	3	1	15	171.1	120	69	65	27	208	46
NEWBERRY, J.	MI	T20	2	2	.500	0	3.96	36	0	0	0	0	52.1	54	27	23	5	48	21
RAMIREZ, Y.	MI	T20	1	2	.333	13	4.07	40	0	0	0	0	42.0	28	21	19	9	46	19
PERALTA, W.	MI	T20	1	3	.250	6	4.93	50	0	0	0	0	45.2	42	28	25	6	44	20
BUBIC, K.	MI	T20	4	6	.400	0	4.99	17	17	1	1	8	95.2	108	54	53	14	100	27
EFLIN, Z.	MI	T20	6	14	.300	0	5.22	24	24	3	1	8	136.1	162	90	79	23	122	37
ZUBER, T.	MI	T20	2	2	.500	0	5.27	40	0	0	0	0	41.0	46	31	24	9	57	19
ROGERS, T.	MI	T20	0	2	.000	0	5.59	53	0	0	0	0	56.1	72	37	35	8	52	20
TEHERAN, J.	MI	T20	5	6	.455	0	5.83	13	13	2	0	6	75.2	84	53	49	14	70	36
SOTO, G.	MI	T20	2	3	.400	0	5.87	45	0	0	0	0	46.0	48	32	30	10	59	43
RASMUSSEN, D.	MI	T20	0	0	-	0	7.58	12	0	0	0	0	19.0	28	17	16	3	24	8
LYLES, J.	MI	T20	1	12	.077	0	8.36	16	16	1	0	3	79.2	127	78	74	18	73	42
OVIEDO, J.	MI	T20	0	11	.000	0	8.79	13	13	0	0	0	57.1	85	62	56	15	42	22
MIDDLETON, K.	MI	T20	1	1	.500	0	9.90	19	0	0	0	0	20.0	28	22	22	4	18	15
ARCIA, O.	MI	T20	0	0	-	0	45.00	1	0	0	0	0	1.0	4	5	5	1	2	1
Mimosa Mirthmakers			45	87	.341	20	4.81	464	132	16	7	61	1161.0	1161	677	620	184	1201	445

17 Pitchers	Tm	Lg	SUP/9	R/9	ERA	BF/9	BR/9	H/9	BB/9	SO/9	HR/9	ERPT	OBA	BF	BR	IBB	HB	WP	BK
BAUER, T.	MI	T20	3.9	1.76	1.51	33.7	6.9	4.3	2.4	9.9	.65	51.8	.140	672	138	0	5	4	0
BARD, D.	MI	T20	.0	3.40	3.19	39.5	12.1	8.3	3.8	8.1	1.06	4.3	.241	186	57	4	0	3	0
deGROM, J.	MI	T20	3.0	3.62	3.41	35.7	8.7	6.3	2.4	10.9	1.42	13.2	.191	679	165	1	0	6	0
NEWBERRY, J.	MI	T20	.0	4.64	3.96	40.2	12.9	9.3	3.4	8.3	.86	.9	.262	234	75	1	1	1	0
RAMIREZ, Y.	MI	T20	.0	4.50	4.07	37.5	9.9	6.0	3.9	9.9	1.93	.2	.182	175	46	1	0	2	0
PERALTA, W.	MI	T20	.0	5.52	4.93	40.6	12.8	8.3	3.4	8.7	1.18	-4.2	.239	206	65	3	6	0	0
BUBIC, K.	MI	T20	4.0	5.08	4.99	39.3	13.1	10.2	2.5	9.4	1.32	-9.4	.281	418	139	0	4	0	0
EFLIN, Z.	MI	T20	3.2	5.94	5.22	39.4	13.3	10.7	2.3	8.1	1.52	-16.8	.296	597	202	2	5	1	0
ZUBER, T.	MI	T20	.0	6.80	5.27	42.4	14.5	10.1	4.0	12.5	1.98	-5.3	.272	193	66	1	2	2	0
ROGERS, T.	MI	T20	.0	5.91	5.59	40.7	15.0	11.5	3.0	8.3	1.28	-9.3	.316	255	94	1	3	0	0
TEHERAN, J.	MI	T20	6.3	6.30	5.83	40.7	14.9	10.0	4.3	8.3	1.67	-14.5	.285	342	125	0	5	1	0
SOTO, G.	MI	T20	.0	6.26	5.87	43.0	17.2	9.4	7.8	11.5	1.96	-9.0	.273	220	88	3	0	2	0
RASMUSSEN, D.	MI	T20	.0	8.05	7.58	42.6	17.1	13.3	3.8	11.4	1.42	-7.3	.341	90	36	0	0	0	0
LYLES, J.	MI	T20	4.2	8.81	8.36	45.2	19.4	14.3	4.7	8.2	2.03	-37.7	.364	400	172	0	3	4	0
OVIEDO, J.	MI	T20	2.4	9.73	8.79	44.1	17.1	13.3	3.1	6.6	2.35	-29.8	.339	281	109	2	4	1	0
MIDDLETON, K.	MI	T20	.0	9.90	9.90	45.0	19.4	12.6	6.8	8.1	1.80	-12.9	.337	100	43	0	0	1	0
ARCIA, O.	MI	T20	.0	45.00	45.00	72.0	45.0	36.0	9.0	18.0	9.00	-4.5	.571	8	5	0	0	0	0
Mimosa Mirthmakers			2.6	5.25	4.81	39.2	12.6	9.0	3.3	9.3	1.43	-90.3	.257	5056	1625	19	38	28	0

34 Players	Tm	Lg	AVG	G	AB	R	H	2B	3B	HR	TB	RBI	SO	BB	ASB	SB	CS	SBP	GDP
BUBIC, K.	MI	T20	.321	17	28	3	9	2	0	1	14	2	9	1	0	0	0	-	1
EFLIN, Z.	MI	T20	.314	24	35	5	11	2	0	0	13	3	10	1	0	0	0	-	1
COOPER, G.	MI	T20	.274	75	157	18	43	13	1	5	73	17	45	12	0	0	0	-	4
ARCIA, O.	MI	T20	.264	88	201	20	53	12	1	5	82	19	34	12	2	1	1	50.0	8
HAYS, A.	MI	T20	.251	85	287	30	72	7	1	8	105	29	55	11	0	0	0	-	3
ANDERSON, B.	MI	T20	.248	124	455	53	113	12	1	17	178	54	139	40	0	0	0	-	6
PISCOTTY, S.	MI	T20	.247	77	198	29	49	4	0	9	80	24	54	17	3	3	0	100.0	1
PUJOLS, A.	MI	T20	.246	93	317	40	78	19	1	13	138	50	73	23	0	0	0	-	10
FRAZIER, A.	MI	T20	.243	112	378	35	92	7	0	9	126	36	66	31	0	0	0	-	5
CRAWFORD, J.	MI	T20	.243	69	247	34	60	13	4	2	87	14	48	20	5	4	1	80.0	0
MULLINS, C.	MI	T20	.242	94	306	33	74	8	3	6	106	27	72	22	13	10	3	76.9	2
NEWMAN, K.	HO	T20	.237	36	118	6	28	4	0	1	35	8	13	6	0	0	0	-	2
OVIEDO, J.	MI	T20	.235	13	17	1	4	1	0	0	5	2	2	0	0	0	0	-	0
DALBEC, B.	MI	T20	.234	71	107	16	25	5	0	13	69	24	49	16	0	0	0	-	1
PAREDES, I.	MI	T20	.212	45	80	4	17	4	0	0	21	4	18	5	0	0	0	-	0
BARNHART, T.	MI	T20	.212	100	208	29	44	7	0	10	81	21	61	28	0	0	0	-	4
LOPES, T.	MI	T20	.210	58	143	15	30	6	0	3	45	17	46	5	9	9	0	100.0	1
BAUER, T.	MI	T20	.200	24	55	4	11	1	0	1	15	4	17	0	0	0	0	-	0
GALLO, J.	MI	T20	.197	108	340	42	67	15	0	25	157	54	134	32	2	2	0	100.0	7
ESCOBAR, E.	MI	T20	.195	114	406	32	79	11	0	5	105	24	74	15	3	2	1	66.7	11
RAMOS, W.	MI	T20	.194	73	206	16	40	7	0	5	62	17	45	13	0	0	0	-	10
LYLES, J.	MI	T20	.167	16	18	1	3	0	0	0	3	0	7	0	0	0	0	-	0
TEHERAN, J.	MI	T20	.111	13	27	1	3	2	0	0	5	0	10	2	0	0	0	-	0
deGROM, J.	MI	T20	.091	25	44	4	4	1	0	1	8	2	13	8	1	1	0	100.0	1
WIETERS, M.	MI	T20	.082	33	49	0	4	0	0	0	4	1	12	0	0	0	0	-	1
ROGERS, T.	MI	T20	.000	53	5	0	0	0	0	0	0	0	1	0	0	0	0	-	1
NEWBERRY, J.	MI	T20	.000	36	3	1	0	0	0	0	0	0	2	1	0	0	0	-	0
BARD, D.	MI	T20	-	36	0	0	0	0	0	0	0	0	0	0	0	0	0	-	0
MIDDLETON, K.	MI	T20	-	19	0	0	0	0	0	0	0	0	0	0	0	0	0	-	0
PERALTA, W.	MI	T20	-	50	0	0	0	0	0	0	0	0	0	0	0	0	0	-	0
RAMIREZ, Y.	MI	T20	-	40	0	0	0	0	0	0	0	0	0	0	0	0	0	-	0
RASMUSSEN, D.	MI	T20	-	12	0	0	0	0	0	0	0	0	0	0	0	0	0	-	0
SOTO, G.	MI	T20	-	45	0	0	0	0	0	0	0	0	0	0	0	0	0	-	0
ZUBER, T.	MI	T20	-	40	0	0	0	0	0	0	0	0	0	0	0	0	0	-	0
Mimosa Mirthmakers			.228	1918	4435	472	1013	163	12	139	1617	453	1109	321	38	32	6	84.2	80

34 Players	Tm	Lg	AVG	OBP	SLG	OPS	ISO	SECA	TA	RCON	RC	RC/G	PA	IBB	HBP	SH	SF
BUBIC, K.	MI	T20	.321	.345	.500	.845	.179	.214	.750	1.3	4.5	5.0	33	0	0	4	0
EFLIN, Z.	MI	T20	.314	.351	.371	.723	.057	.086	.600	.4	4.7	3.8	46	0	1	9	0
COOPER, G.	MI	T20	.274	.329	.465	.794	.191	.268	.729	5.3	23.4	5.3	170	0	1	0	0
ARCIA, O.	MI	T20	.264	.305	.408	.713	.144	.204	.605	.4	22.4	3.9	213	1	0	0	0
HAYS, A.	MI	T20	.251	.286	.366	.652	.115	.153	.546	-5.5	30.0	3.7	301	0	3	0	0
ANDERSON, B.	MI	T20	.248	.310	.391	.701	.143	.231	.629	.6	56.2	4.3	497	2	1	0	1
PISCOTTY, S.	MI	T20	.247	.310	.404	.714	.157	.258	.673	1.9	26.4	4.7	216	0	1	0	0
PUJOLS, A.	MI	T20	.246	.299	.435	.734	.189	.262	.655	3.6	39.4	4.2	345	0	2	0	3
FRAZIER, A.	MI	T20	.243	.305	.333	.638	.090	.172	.550	-7.1	39.6	3.7	413	1	3	0	1
CRAWFORD, J.	MI	T20	.243	.305	.352	.657	.109	.202	.601	-2.8	28.6	4.1	270	0	2	1	0
MULLINS, C.	MI	T20	.242	.299	.346	.645	.105	.199	.595	-4.5	33.4	3.8	331	0	3	0	0
NEWMAN, K.	HO	T20	.237	.274	.297	.571	.059	.110	.446	-5.3	9.5	2.8	125	0	0	1	0
OVIEDO, J.	MI	T20	.235	.235	.294	.529	.059	.059	.385	-1.1	1.2	2.4	17	0	0	0	0
DALBEC, B.	MI	T20	.234	.366	.645	1.011	.411	.561	1.108	12.5	26.8	8.6	131	3	7	0	1
PAREDES, I.	MI	T20	.212	.259	.263	.521	.050	.113	.413	-4.9	5.7	2.4	85	1	0	0	0
BARNHART, T.	MI	T20	.212	.305	.389	.695	.178	.313	.649	.3	25.4	4.1	237	1	0	0	0
LOPES, T.	MI	T20	.210	.242	.315	.556	.105	.203	.526	-4.9	12.1	2.8	151	0	1	2	0
BAUER, T.	MI	T20	.200	.200	.273	.473	.073	.073	.341	-4.7	3.3	1.8	61	0	0	6	0
GALLO, J.	MI	T20	.197	.283	.462	.744	.265	.365	.714	5.3	44.7	4.3	382	0	9	0	1
ESCOBAR, E.	MI	T20	.195	.225	.259	.484	.064	.103	.366	-31.4	22.1	1.7	426	0	2	0	3
RAMOS, W.	MI	T20	.194	.245	.301	.546	.107	.170	.432	-11.4	13.1	2.0	220	0	1	0	0
LYLES, J.	MI	T20	.167	.167	.167	.333	.000	.000	.200	-2.4	.8	1.0	24	0	0	6	0
TEHERAN, J.	MI	T20	.111	.172	.185	.358	.074	.148	.292	-3.3	1.1	1.1	31	0	0	2	0
deGROM, J.	MI	T20	.091	.231	.182	.413	.091	.295	.415	-3.9	2.6	1.5	58	0	0	6	0
WIETERS, M.	MI	T20	.082	.082	.082	.163	.000	.000	.087	-9.4	.2	.1	49	0	0	0	0
ROGERS, T.	MI	T20	.000	.000	.000	.000	.000	.000	.000	-1.3	-.0	-.0	5	0	0	0	0
NEWBERRY, J.	MI	T20	.000	.250	.000	.250	.000	.333	.333	-.4	.1	.6	4	0	0	0	0
BARD, D.	MI	T20	-	-	-	-	-	-	-	.0	-	-	0	0	0	0	0
MIDDLETON, K.	MI	T20	-	-	-	-	-	-	-	.0	-	-	0	0	0	0	0
PERALTA, W.	MI	T20	-	-	-	-	-	-	-	.0	-	-	0	0	0	0	0
RAMIREZ, Y.	MI	T20	-	-	-	-	-	-	-	.0	-	-	0	0	0	0	0
RASMUSSEN, D.	MI	T20	-	-	-	-	-	-	-	.0	-	-	0	0	0	0	0
SOTO, G.	MI	T20	-	-	-	-	-	-	-	.0	-	-	0	0	0	0	0
ZUBER, T.	MI	T20	-	-	-	-	-	-	-	.0	-	-	0	0	0	0	0
Mimosa Mirthmakers			.228	.285	.365	.650	.136	.214	.572	-72.6	464.3	3.5	4841	9	37	37	10

Horseshoe

Bay





THE POLO CLUB

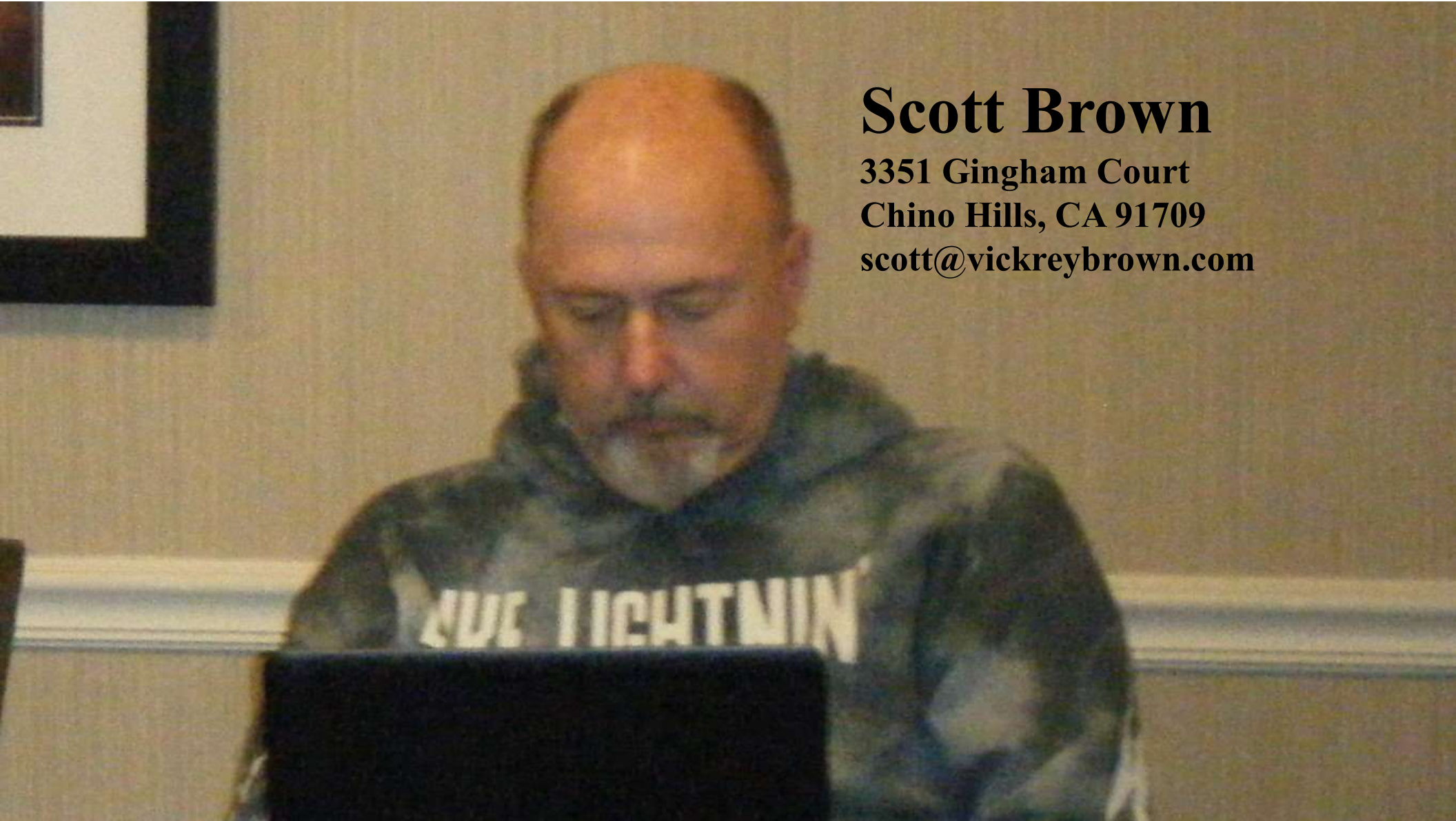
the
POLOS

HORSESHOE BAY POLOS

2021 Opening Day Starting Lineup



- 1-Kevin Pillar, CF
- 2-Jurickson Profar , LF
- 3-Fernando Tatis, SS
- 4-Ke'Bryan Hayes, 3B
- 5-Vladimir Guerrero, 1B
- 6-Ryan Mountcastle, RF
- 7-Luis V Garcia, 2B
- 8-Chadwick Tromp, C
- 9-Austin Voth, P



Scott Brown

3351 Gingham Court

Chino Hills, CA 91709

scott@vickreybrown.com

17 Pitchers	Tm	Lg	W	L	PCT	SV	ERA	G	GS	CG	SHO	QS	IP	H	R	ER	HR	SO	BB
BENJAMIN, W.	HO	T20	2	2	.500	0	3.18	9	8	1	0	4	62.1	56	25	22	8	76	14
NEWSOME, L.	HO	T20	0	2	.000	0	3.18	2	2	2	0	1	17.0	13	6	6	4	5	6
MARGEVICIUS, N.	HO	T20	7	4	.636	0	3.27	16	16	3	2	10	107.1	99	43	39	13	124	28
MARTIN, B.	HO	T20	0	2	.000	10	3.75	38	0	0	0	0	36.0	28	15	15	6	32	18
VOTH, A.	HO	T20	5	12	.294	0	4.83	24	24	1	0	10	143.1	178	87	77	28	133	38
NELSON, N.	HO	T20	3	0	1.000	1	5.13	40	0	0	0	0	52.2	72	34	30	4	47	22
SANCHEZ, A.	HO	T20	1	15	.063	0	5.26	25	25	0	0	9	143.2	187	92	84	23	139	51
FONT, W.	HO	T20	0	5	.000	5	5.37	41	0	0	0	0	58.2	72	42	35	5	48	26
BROGDON, C.	HO	T20	3	4	.429	0	5.76	27	0	0	0	0	25.0	26	16	16	6	31	8
GARCIA, R.	HO	T20	2	5	.286	0	5.99	43	0	0	0	0	76.2	101	54	51	12	72	28
ALEXANDER, T.	HO	T20	4	7	.364	4	6.40	52	5	0	0	2	83.0	110	67	59	14	92	27
NEWCOMB, S.	HO	T20	5	10	.333	0	6.42	19	17	0	0	4	96.2	133	79	69	25	78	41
YNOA, H.	HO	T20	1	12	.077	0	6.81	19	19	0	0	3	104.1	137	86	79	18	96	45
GODLEY, Z.	HO	T20	1	7	.125	0	7.73	24	10	1	1	1	73.1	121	70	63	21	73	23
MEJIA, H.	HO	T20	0	4	.000	0	8.69	6	6	0	0	1	29.0	41	30	28	5	38	11
KNEBEL, C.	HO	T20	3	4	.429	0	9.42	53	0	0	0	0	65.0	109	81	68	23	59	42
HEREDIA, G.	HO	T20	0	0	-	0	81.00	1	0	0	0	0	1.0	6	9	9	2	0	2
Horseshoe Bay Polos			37	95	.280	20	5.74	439	132	8	3	45	1175.0	1489	836	750	217	1143	430

17 Pitchers	Tm	Lg	SUP/9	R/9	ERA	BF/9	BR/9	H/9	BB/9	SO/9	HR/9	ERPT	OBA	BF	BR	IBB	HB	WP	BK
BENJAMIN, W.	HO	T20	3.5	3.61	3.18	37.1	10.0	8.1	1.9	11.0	1.16	6.4	.231	257	69	1	0	0	0
NEWSOME, L.	HO	T20	2.1	3.18	3.18	35.5	10.1	6.9	3.2	2.6	2.12	1.8	.213	67	19	0	0	0	0
MARGEVICIUS, N.	HO	T20	5.0	3.61	3.27	37.1	10.6	8.3	2.3	10.4	1.09	10.0	.241	442	127	0	0	2	0
MARTIN, B.	HO	T20	.0	3.75	3.75	37.5	10.3	7.0	3.3	8.0	1.50	1.4	.215	150	41	5	0	3	0
VOTH, A.	HO	T20	3.5	5.46	4.83	40.2	13.9	11.2	2.3	8.4	1.76	-11.6	.303	640	222	2	8	1	0
NELSON, N.	HO	T20	.0	5.81	5.13	41.7	15.9	12.3	3.6	8.0	.68	-6.0	.333	244	93	1	0	0	0
SANCHEZ, A.	HO	T20	3.0	5.76	5.26	41.4	15.3	11.7	3.1	8.7	1.44	-18.5	.316	661	244	2	8	0	1
FONT, W.	HO	T20	.0	6.44	5.37	41.7	14.4	11.0	3.1	7.4	.77	-8.2	.303	272	94	6	2	5	0
BROGDON, C.	HO	T20	.0	5.76	5.76	38.5	11.2	9.4	1.8	11.2	2.16	-4.6	.263	107	31	3	0	0	0
GARCIA, R.	HO	T20	.0	6.34	5.99	41.0	14.9	11.9	3.1	8.5	1.41	-16.0	.321	349	127	2	0	2	0
ALEXANDER, T.	HO	T20	2.5	7.27	6.40	42.2	14.9	11.9	2.2	10.0	1.52	-21.1	.316	389	137	7	7	0	0
NEWCOMB, S.	HO	T20	3.8	7.36	6.42	42.5	16.4	12.4	3.7	7.3	2.33	-24.9	.328	457	176	1	3	1	0
YNOA, H.	HO	T20	3.6	7.42	6.81	42.2	16.0	11.8	3.8	8.3	1.55	-31.4	.315	489	186	1	5	1	0
GODLEY, Z.	HO	T20	2.0	8.59	7.73	44.8	18.0	14.8	2.8	9.0	2.58	-29.5	.364	365	147	0	3	4	0
MEJIA, H.	HO	T20	3.7	9.31	8.69	41.6	16.1	12.7	3.4	11.8	1.55	-14.8	.342	134	52	0	0	0	0
KNEBEL, C.	HO	T20	.0	11.22	9.42	46.7	20.8	15.1	5.7	8.2	3.18	-38.3	.372	337	150	1	0	0	1
HEREDIA, G.	HO	T20	.0	81.00	81.00	117.0	81.0	54.0	18.0	.0	18.00	-8.5	.600	13	9	0	1	1	0
Horseshoe Bay Polos			2.5	6.40	5.74	41.2	14.7	11.4	3.0	8.8	1.66	-213.9	.308	5373	1924	32	37	20	2

35 Players	Tm	Lg	AVG	G	AB	R	H	2B	3B	HR	TB	RBI	SO	BB	ASB	SB	CS	SBP	GDP
FONT, W.	HO	T20	.500	41	6	2	3	1	0	0	4	0	0	1	0	0	0	-	0
HAYES, K.	HO	T20	.352	83	179	26	63	10	5	7	104	36	34	20	0	0	0	-	4
MOUNTCASTLE, R.	HO	T20	.324	100	272	40	88	7	0	15	140	44	59	21	1	1	0	100.0	1
GARCIA, L.	HO	T20	.313	62	160	16	50	5	0	4	67	21	28	2	0	0	0	-	1
TATIS, F.	HO	T20	.297	131	489	96	145	18	7	35	282	78	122	52	20	13	7	65.0	8
HASELEY, A.	HO	T20	.295	45	105	13	31	7	0	0	38	0	16	9	0	0	0	-	1
PROFAR, J.	HO	T20	.286	108	381	60	109	10	1	13	160	32	77	42	13	12	1	92.3	3
CRAWFORD, J.	MI	T20	.286	37	42	5	12	3	0	0	15	1	5	7	0	0	0	-	0
PILLAR, K.	HO	T20	.280	114	375	48	105	19	3	13	169	28	62	20	7	5	2	71.4	6
GUERRERO, V.	HO	T20	.269	128	469	61	126	30	4	16	212	80	76	39	0	0	0	-	14
NELSON, N.	HO	T20	.250	40	4	0	1	0	0	0	1	0	1	0	0	0	0	-	0
TROMP, C.	HO	T20	.233	72	116	14	27	2	0	9	56	21	29	3	0	0	0	-	4
ALEXANDER, T.	HO	T20	.214	52	14	1	3	0	0	0	3	1	2	1	0	0	0	-	0
SANCHEZ, A.	HO	T20	.188	25	48	4	9	2	0	0	11	0	19	1	1	1	0	100.0	0
BENJAMIN, W.	HO	T20	.188	9	16	0	3	1	0	0	4	1	1	0	0	0	0	-	0
VOTH, A.	HO	T20	.176	24	51	5	9	1	0	0	10	0	12	1	0	0	0	-	0
MARGEVICIUS, N.	HO	T20	.167	16	36	3	6	1	0	0	7	2	11	3	0	0	0	-	1
NEWMAN, K.	HO	T20	.167	29	36	3	6	2	0	0	8	1	5	1	0	0	0	-	0
KNEBEL, C.	HO	T20	.167	53	6	0	1	0	0	0	1	0	2	0	0	0	0	-	0
NEWSOME, L.	HO	T20	.167	2	6	0	1	0	0	0	1	0	5	0	0	0	0	-	0
ODOR, R.	HO	T20	.166	98	253	27	42	7	0	21	112	51	89	15	0	0	0	-	3
CALHOUN, W.	HO	T20	.158	57	183	15	29	5	1	0	36	8	35	12	0	0	0	-	4
TORO, A.	HO	T20	.154	102	357	19	55	8	1	8	89	30	112	10	0	0	0	-	7
YNOA, H.	HO	T20	.152	19	33	2	5	0	0	0	5	2	14	3	0	0	0	-	0
SANTANA, D.	HO	T20	.147	17	34	5	5	1	0	1	9	1	12	7	0	0	0	-	0
LONG, S.	HO	T20	.145	41	76	7	11	3	0	2	20	8	31	5	0	0	0	-	0
HEREDIA, G.	HO	T20	.133	34	60	6	8	0	0	2	14	3	13	3	0	0	0	-	0
GODLEY, Z.	HO	T20	.125	24	24	0	3	0	0	0	3	0	9	0	0	0	0	-	0
ADELL, J.	HO	T20	.119	107	302	18	36	6	0	5	57	13	127	17	0	0	0	-	3
McGUIRE, R.	HO	T20	.093	126	355	18	33	0	0	10	63	25	105	0	0	0	0	-	5
NEWCOMB, S.	HO	T20	.037	19	27	0	1	0	0	0	1	0	6	0	0	0	0	-	0
GARCIA, R.	HO	T20	.000	43	17	0	0	0	0	0	0	0	7	0	0	0	0	-	0
MEJIA, H.	HO	T20	.000	6	9	0	0	0	0	0	0	0	3	1	0	0	0	-	0
MARTIN, B.	HO	T20	.000	38	2	0	0	0	0	0	0	0	0	0	0	0	0	-	0
BROGDON, C.	HO	T20	-	27	0	0	0	0	0	0	0	0	0	0	0	0	0	-	0
Horseshoe Bay Polos			.226	1929	4543	514	1026	149	22	161	1702	487	1129	296	42	32	10	76.2	65

35 Players	Tm	Lg	AVG	OBP	SLG	OPS	ISO	SECA	TA	RCON	RC	RC/G	PA	IBB	HBP	SH	SF
FONT, W.	HO	T20	.500	.571	.667	1.238	.167	.333	1.667	1.3	2.4	16.1	8	0	0	1	0
HAYES, K.	HO	T20	.352	.424	.581	1.005	.229	.341	1.067	20.7	44.9	9.9	205	1	4	0	2
MOUNTCASTLE, R.	HO	T20	.324	.369	.515	.884	.191	.272	.876	18.2	53.3	7.7	295	6	0	0	2
GARCIA, L.	HO	T20	.313	.321	.419	.740	.106	.119	.622	1.6	21.3	5.1	163	0	0	1	0
TATIS, F.	HO	T20	.297	.379	.577	.956	.280	.399	1.006	45.1	107.8	8.1	556	3	14	0	1
HASELEY, A.	HO	T20	.295	.373	.362	.735	.067	.152	.680	2.4	15.0	5.4	118	1	4	0	0
PROFAR, J.	HO	T20	.286	.378	.420	.798	.134	.273	.833	20.5	67.3	6.5	442	2	16	0	3
CRAWFORD, J.	MI	T20	.286	.400	.357	.757	.071	.238	.767	1.7	6.8	6.1	50	0	1	0	0
PILLAR, K.	HO	T20	.280	.323	.451	.774	.171	.232	.712	9.4	53.9	5.2	399	0	4	0	0
GUERRERO, V.	HO	T20	.269	.322	.452	.774	.183	.267	.703	12.6	65.9	4.9	513	3	0	0	5
NELSON, N.	HO	T20	.250	.250	.250	.500	.000	.000	.333	-.3	.3	2.3	4	0	0	0	0
TROMP, C.	HO	T20	.233	.250	.483	.733	.250	.276	.634	.3	12.4	3.6	120	0	0	0	1
ALEXANDER, T.	HO	T20	.214	.267	.214	.481	.000	.071	.364	-1.0	1.0	2.1	17	0	0	2	0
SANCHEZ, A.	HO	T20	.188	.204	.229	.433	.042	.083	.333	-4.3	2.4	1.7	49	0	0	0	0
BENJAMIN, W.	HO	T20	.188	.188	.250	.438	.063	.063	.308	-1.5	.9	1.4	20	0	0	4	0
VOTH, A.	HO	T20	.176	.192	.196	.388	.020	.039	.262	-5.7	2.0	1.3	53	0	0	1	0
MARGEVICIUS, N.	HO	T20	.167	.231	.194	.425	.028	.111	.323	-3.4	1.7	1.4	40	0	0	1	0
NEWMAN, K.	HO	T20	.167	.189	.222	.411	.056	.083	.300	-3.7	1.6	1.4	37	0	0	0	0
KNEBEL, C.	HO	T20	.167	.167	.167	.333	.000	.000	.200	-.8	.2	.9	6	0	0	0	0
NEWSOME, L.	HO	T20	.167	.167	.167	.333	.000	.000	.200	-.8	.2	.9	6	0	0	0	0
ODOR, R.	HO	T20	.166	.211	.443	.654	.277	.336	.593	-6.4	23.3	2.9	270	1	0	0	2
CALHOUN, W.	HO	T20	.158	.210	.197	.407	.038	.104	.304	-18.9	7.5	1.3	196	0	0	1	0
TORO, A.	HO	T20	.154	.219	.249	.468	.095	.123	.385	-29.5	19.5	1.7	390	2	20	0	2
YNOA, H.	HO	T20	.152	.222	.152	.374	.000	.091	.286	-3.7	1.4	1.3	38	0	0	2	0
SANTANA, D.	HO	T20	.147	.293	.265	.557	.118	.324	.552	-1.4	3.2	2.9	41	0	0	0	0
LONG, S.	HO	T20	.145	.198	.263	.461	.118	.184	.385	-6.6	4.2	1.7	81	0	0	0	0
HEREDIA, G.	HO	T20	.133	.175	.233	.408	.100	.150	.327	-6.5	2.6	1.3	63	0	0	0	0
GODLEY, Z.	HO	T20	.125	.125	.125	.250	.000	.000	.143	-3.9	.4	.5	24	0	0	0	0
ADELL, J.	HO	T20	.119	.166	.189	.355	.070	.126	.275	-37.6	9.6	1.0	319	0	0	0	0
McGUIRE, R.	HO	T20	.093	.092	.177	.270	.085	.085	.193	-55.9	5.1	.4	362	0	0	3	3
NEWCOMB, S.	HO	T20	.037	.037	.037	.074	.000	.000	.038	-6.0	.1	.1	32	0	0	5	0
GARCIA, R.	HO	T20	.000	.000	.000	.000	.000	.000	.000	-4.3	.0	.0	18	0	0	1	0
MEJIA, H.	HO	T20	.000	.100	.000	.100	.000	.111	.111	-1.9	.1	.2	11	0	0	1	0
MARTIN, B.	HO	T20	.000	.000	.000	.000	.000	.000	.000	-.5	.0	.0	2	0	0	0	0
BROGDON, C.	HO	T20	-	-	-	-	-	-	-	.0	-	-	0	0	0	0	0
Horseshoe Bay Polos			.226	.281	.375	.656	.149	.219	.583	-70.9	484.7	3.6	4948	19	63	23	21



Capitol

D i v i s i o n



Invisifree





**INNISFREE DUKES 2021
Opening Day Starting Lineup**

1-Juan Soto, RF

2-Travis d'Arnaud, C

3-Jose Abreu, 1B

4-Dominic Smith, LF

5-Charlie Blackmon, CF

6-Gio Urshela, 3B

7-Miguel Rojas, SS

8-Wilmer Flores, 2B

9-Dallas Keuchel, P



Mike Kane

**105 Shaker Court North
New Windsor, NY 12553**

(845) 863-6041

Blarneytoo@gmail.com

18 Pitchers	Tm	Lg	W	L	PCT	SV	ERA	G	GS	CG	SHO	QS	IP	H	R	ER	HR	SO	BB
GERBER, J.	ID	T20	1	0	1.000	1	.00	2	0	0	0	0	1.1	0	0	0	0	0	1
COLOME, A.	ID	T20	3	2	.600	38	.94	53	0	0	0	0	57.2	22	12	6	2	56	22
MILLER, A.	ID	T20	3	3	.500	1	1.50	30	0	0	0	0	30.0	22	10	5	1	24	13
BUTTREY, T.	ID	T20	0	0	-	0	1.59	5	0	0	0	0	5.2	10	2	1	0	6	1
WHEELER, Z.	ID	T20	16	2	.889	0	2.19	25	25	7	4	15	185.0	125	55	45	20	148	45
KEUCHEL, D.	ID	T20	14	5	.737	0	2.22	22	22	6	3	18	166.1	102	45	41	19	142	52
HOLLAND, G.	ID	T20	7	4	.636	4	2.34	58	1	0	0	1	77.0	35	22	20	7	64	31
TURNBULL, S.	ID	T20	14	3	.824	0	2.90	22	22	2	2	14	145.2	123	53	47	16	160	56
BEEKS, J.	ID	T20	5	1	.833	1	3.00	28	0	0	0	0	51.0	43	21	17	8	55	11
GRATEROL, B.	ID	T20	5	1	.833	0	3.49	37	2	0	0	2	59.1	53	26	23	8	51	22
CLAUDIO, A.	ID	T20	1	1	.500	0	3.55	8	1	0	0	0	12.2	12	6	5	2	14	2
PERDOMO, L.	ID	T20	1	0	1.000	0	3.80	4	3	0	0	1	21.1	24	11	9	3	22	10
WISLER, M.	ID	T20	5	2	.714	0	3.98	16	9	0	0	2	61.0	50	31	27	10	71	30
ALCANTARA, S.	ID	T20	5	5	.500	0	4.15	16	16	3	1	9	104.0	84	50	48	21	91	42
KELLER, B.	ID	T20	8	6	.571	0	4.17	22	22	1	0	10	133.2	119	71	62	15	91	46
GUERRA, J.	ID	T20	1	1	.500	0	5.01	27	0	0	0	0	32.1	27	19	18	7	19	14
CHATWOOD, T.	ID	T20	4	3	.571	0	5.89	12	9	0	0	3	47.1	57	39	31	8	42	23
ADAM, J.	ID	T20	0	0	-	0	9.00	2	0	0	0	0	3.0	7	3	3	1	3	0
Innisfree Dukes			93	39	.705	45	3.07	389	132	19	10	75	1194.1	915	476	408	148	1059	421

18 Pitchers	Tm	Lg	SUP/9	R/9	ERA	BF/9	BR/9	H/9	BB/9	SO/9	HR/9	ERPT	OBA	BF	BR	IBB	HB	WP	BK
GERBER, J.	ID	T20	.0	.00	.00	27.0	6.8	.0	6.8	.0	.00	.6	.000	4	1	0	0	0	0
COLOME, A.	ID	T20	.0	1.87	.94	33.7	6.9	3.4	3.1	8.7	.31	20.3	.116	216	44	2	2	0	0
MILLER, A.	ID	T20	.0	3.00	1.50	37.5	9.6	6.6	3.0	7.2	.30	8.7	.202	125	32	3	0	1	0
BUTTREY, T.	ID	T20	.0	3.18	1.59	42.9	15.9	15.9	.0	9.5	.00	1.6	.385	27	10	1	0	0	0
WHEELER, Z.	ID	T20	5.2	2.68	2.19	35.0	8.4	6.1	2.1	7.2	.97	39.4	.188	720	172	2	4	0	0
KEUCHEL, D.	ID	T20	4.8	2.43	2.22	34.7	8.3	5.5	2.8	7.7	1.03	34.9	.173	642	154	0	0	0	0
HOLLAND, G.	ID	T20	.0	2.57	2.34	33.9	7.2	4.1	2.8	7.5	.82	15.1	.138	290	62	7	3	1	0
TURNBULL, S.	ID	T20	5.9	3.27	2.90	37.9	11.7	7.6	3.4	9.9	.99	19.5	.227	613	190	1	12	0	0
BEEKS, J.	ID	T20	.0	3.71	3.00	36.4	9.2	7.6	1.6	9.7	1.41	6.3	.224	206	52	2	0	3	0
GRATEROL, B.	ID	T20	.8	3.94	3.49	38.1	11.4	8.0	3.2	7.7	1.21	4.1	.237	251	75	1	1	0	0
CLAUDIO, A.	ID	T20	4.3	4.26	3.55	37.7	9.2	8.5	.7	9.9	1.42	.8	.240	53	13	1	0	0	0
PERDOMO, L.	ID	T20	5.5	4.64	3.80	40.9	14.3	10.1	4.2	9.3	1.27	.7	.286	97	34	0	0	0	0
WISLER, M.	ID	T20	6.0	4.57	3.98	38.7	11.8	7.4	4.3	10.5	1.48	.8	.219	262	80	1	1	4	0
ALCANTARA, S.	ID	T20	4.5	4.33	4.15	37.6	11.3	7.3	3.6	7.9	1.82	-.6	.220	435	131	0	5	0	0
KELLER, B.	ID	T20	4.8	4.78	4.17	37.6	11.4	8.0	3.0	6.1	1.01	-1.0	.236	558	169	1	5	1	0
GUERRA, J.	ID	T20	.0	5.29	5.01	37.9	12.0	7.5	3.9	5.3	1.95	-3.2	.229	136	43	0	2	0	0
CHATWOOD, T.	ID	T20	7.0	7.42	5.89	42.0	15.2	10.8	4.4	8.0	1.52	-9.4	.295	221	80	0	0	3	0
ADAM, J.	ID	T20	.0	9.00	9.00	48.0	21.0	21.0	.0	9.0	3.00	-1.6	.438	16	7	0	0	0	0
Innisfree Dukes			3.9	3.59	3.07	36.7	10.2	6.9	3.0	8.0	1.12	136.9	.209	4872	1349	22	35	13	0

35 Players	Tm	Lg	AVG	G	AB	R	H	2B	3B	HR	TB	RBI	SO	BB	ASB	SB	CS	SBP	GDP
CLAUDIO, A.	ID	T20	.667	8	3	1	2	0	0	0	2	0	0	0	0	0	0	-	0
BUTTREY, T.	ID	T20	.500	5	2	0	1	0	0	0	1	0	0	0	0	0	0	-	0
d'ARNAUD, T.	ID	T20	.372	112	374	69	139	19	1	24	232	68	94	33	2	1	1	50.0	8
SOTO, J.	ID	T20	.363	101	369	95	134	34	1	36	278	76	51	82	13	12	1	92.3	3
BLACKMON, C.	ID	T20	.344	127	506	79	174	23	4	14	247	60	78	32	1	1	0	100.0	10
ABREU, J.	ID	T20	.308	132	545	95	168	30	0	39	315	108	124	38	0	0	0	-	19
FLORES, W.	ID	T20	.303	115	446	58	135	31	0	33	265	97	77	22	0	0	0	-	9
SMITH, D.	ID	T20	.288	100	364	61	105	32	1	19	196	61	90	41	0	0	0	-	11
SEVERINO, P.	ID	T20	.274	97	197	19	54	5	0	6	77	31	37	12	1	1	0	100.0	4
SIERRA, M.	ID	T20	.262	63	65	13	17	4	3	0	27	6	6	7	11	9	2	81.8	1
COLOME, A.	ID	T20	.250	53	4	1	1	0	0	0	1	1	2	0	0	0	0	-	0
ROJAS, M.	ID	T20	.242	120	293	44	71	13	4	13	131	36	42	26	7	7	0	100.0	5
CHATWOOD, T.	ID	T20	.235	12	17	4	4	1	1	0	7	0	4	0	0	0	0	-	0
ALCANTARA, S.	ID	T20	.219	16	32	6	7	1	0	0	8	1	9	4	0	0	0	-	1
URSHELA, G.	ID	T20	.217	97	327	47	71	17	0	10	118	33	61	54	2	2	0	100.0	9
ROSARIO, A.	ID	T20	.209	87	258	21	54	6	2	6	82	28	79	7	1	1	0	100.0	6
BOTE, D.	ID	T20	.200	36	75	10	15	4	0	7	40	13	20	7	1	1	0	100.0	10
PERDOMO, L.	ID	T20	.200	4	5	1	1	0	0	0	1	0	1	1	0	0	0	-	0
BEEKS, J.	ID	T20	.200	28	5	0	1	0	0	0	1	1	3	0	0	0	0	-	0
HARRISON, M.	ID	T20	.195	51	87	17	17	3	0	2	26	10	49	9	23	21	2	91.3	0
INCIARTE, E.	ID	T20	.193	83	192	23	37	5	0	2	48	12	36	18	9	6	3	66.7	3
VARGAS, I.	ID	T20	.185	76	108	11	20	2	0	2	28	15	22	4	0	0	0	-	2
WISLER, M.	ID	T20	.167	16	18	3	3	0	0	0	3	1	8	3	0	0	0	-	0
KIEBOOM, C.	ID	T20	.154	53	78	10	12	1	0	0	13	3	28	13	0	0	0	-	5
TURNBULL, S.	ID	T20	.138	22	58	4	8	1	1	0	11	2	17	3	0	0	0	-	0
KEUCHEL, D.	ID	T20	.125	22	56	5	7	2	0	1	12	2	16	3	0	0	0	-	1
HOLLAND, G.	ID	T20	.125	58	8	0	1	0	0	0	1	0	1	1	0	0	0	-	0
KELLER, B.	ID	T20	.093	22	43	2	4	1	0	0	5	2	14	1	0	0	0	-	0
WHEELER, Z.	ID	T20	.069	25	58	5	4	1	0	1	8	5	25	5	0	0	0	-	1
GRATEROL, B.	ID	T20	.000	37	10	1	0	0	0	0	0	0	2	2	0	0	0	-	0
GUERRA, J.	ID	T20	.000	27	2	0	0	0	0	0	0	0	1	0	0	0	0	-	0
ADAM, J.	ID	T20	.000	2	1	0	0	0	0	0	0	0	0	0	0	0	0	-	0
STRANGE-GORDON, D.	ID	T20	.000	3	1	1	0	0	0	0	0	0	0	0	0	0	0	-	0
GERBER, J.	ID	T20	-	2	0	0	0	0	0	0	0	0	0	0	0	0	0	-	0
MILLER, A.	ID	T20	-	30	0	0	0	0	0	0	0	0	0	0	0	0	0	-	0
Innisfree Dukers			.275	1842	4607	706	1267	236	18	215	2184	672	997	428	71	62	9	87.3	108


35 Players	Tm	Lg	AVG	OBP	SLG	OPS	ISO	SECA	TA	RCON	RC	RC/G	PA	IBB	HBP	SH	SF
CLAUDIO, A.	ID	T20	.667	.667	.667	1.333	.000	.000	2.000	.7	1.3	36.0	3	0	0	0	0
BUTTREY, T.	ID	T20	.500	.500	.500	1.000	.000	.000	1.000	.2	.5	13.5	2	0	0	0	0
d'ARNAUD, T.	ID	T20	.372	.423	.620	1.043	.249	.337	1.094	45.7	96.9	10.7	409	1	1	0	1
SOTO, J.	ID	T20	.363	.479	.753	1.232	.390	.642	1.561	79.2	142.9	16.1	453	9	1	0	1
BLACKMON, C.	ID	T20	.344	.385	.488	.873	.144	.209	.827	32.1	94.1	7.4	543	3	3	0	2
ABREU, J.	ID	T20	.308	.358	.578	.936	.270	.339	.904	44.1	106.3	7.2	589	2	5	0	1
FLORES, W.	ID	T20	.303	.339	.594	.933	.291	.341	.906	34.2	86.6	7.3	472	5	3	0	1
SMITH, D.	ID	T20	.288	.379	.538	.917	.250	.363	.926	30.7	73.9	7.3	420	5	13	0	2
SEVERINO, P.	ID	T20	.274	.313	.391	.704	.117	.183	.612	.7	23.8	4.3	211	2	0	0	2
SIERRA, M.	ID	T20	.262	.342	.415	.758	.154	.369	.863	3.0	10.2	5.4	73	0	1	0	0
COLOME, A.	ID	T20	.250	.250	.250	.500	.000	.000	.333	-.3	.3	2.1	5	0	0	1	0
ROJAS, M.	ID	T20	.242	.304	.447	.751	.205	.317	.727	7.0	41.2	4.9	322	0	1	0	2
CHATWOOD, T.	ID	T20	.235	.235	.412	.647	.176	.176	.538	-.5	1.7	3.2	18	0	0	1	0
ALCANTARA, S.	ID	T20	.219	.306	.250	.556	.031	.156	.462	-1.4	2.8	2.5	40	0	0	4	0
URSHELA, G.	ID	T20	.217	.326	.361	.686	.144	.315	.657	2.3	40.5	4.1	384	2	0	0	3
ROSARIO, A.	ID	T20	.209	.228	.318	.546	.109	.140	.429	-14.8	17.5	2.2	267	1	0	0	2
BOTE, D.	ID	T20	.200	.277	.533	.810	.333	.440	.700	2.8	6.6	2.6	83	1	1	0	0
PERDOMO, L.	ID	T20	.200	.333	.200	.533	.000	.200	.500	-.2	.6	2.4	9	0	0	3	0
BEEKS, J.	ID	T20	.200	.200	.200	.400	.000	.000	.250	-.5	.3	1.4	6	0	0	1	0
HARRISON, M.	ID	T20	.195	.268	.299	.567	.103	.425	.778	1.3	9.8	3.6	97	0	0	0	1
INCIARTE, E.	ID	T20	.193	.262	.250	.512	.057	.167	.447	-12.2	13.0	2.2	210	1	0	0	0
VARGAS, I.	ID	T20	.185	.212	.259	.472	.074	.111	.356	-8.9	5.7	1.7	113	1	0	0	1
WISLER, M.	ID	T20	.167	.286	.167	.452	.000	.167	.400	-1.4	1.3	2.0	23	0	0	2	0
KIEBOOM, C.	ID	T20	.154	.290	.167	.457	.013	.179	.394	-5.7	4.0	1.5	93	0	2	0	0
TURNBULL, S.	ID	T20	.138	.180	.190	.370	.052	.103	.280	-6.9	2.3	1.2	65	0	0	3	0
KEUCHEL, D.	ID	T20	.125	.183	.214	.398	.089	.143	.320	-6.1	2.4	1.2	65	0	1	5	0
HOLLAND, G.	ID	T20	.125	.222	.125	.347	.000	.125	.286	-1.0	.3	1.1	9	0	0	0	0
KELLER, B.	ID	T20	.093	.111	.116	.227	.023	.047	.154	-7.2	.9	.5	51	0	0	6	1
WHEELER, Z.	ID	T20	.069	.143	.138	.281	.069	.155	.236	-8.7	1.6	.7	73	0	0	10	0
GRATEROL, B.	ID	T20	.000	.167	.000	.167	.000	.200	.200	-1.8	.2	.4	13	0	0	1	0
GUERRA, J.	ID	T20	.000	.000	.000	.000	.000	.000	.000	-.5	.0	.0	2	0	0	0	0
ADAM, J.	ID	T20	.000	.000	.000	.000	.000	.000	.000	-.3	.0	.0	1	0	0	0	0
STRANGE-GORDON, D.	ID	T20	.000	.000	.000	.000	.000	.000	.000	-.3	.0	.0	1	0	0	0	0
GERBER, J.	ID	T20	-	-	-	-	-	-	-	.0	-	-	0	0	0	0	0
MILLER, A.	ID	T20	-	-	-	-	-	-	-	.0	-	-	0	0	0	0	0
Innisfree Dukers			.275	.339	.474	.814	.199	.303	.783	205.2	740.6	5.7	5125	33	32	37	20

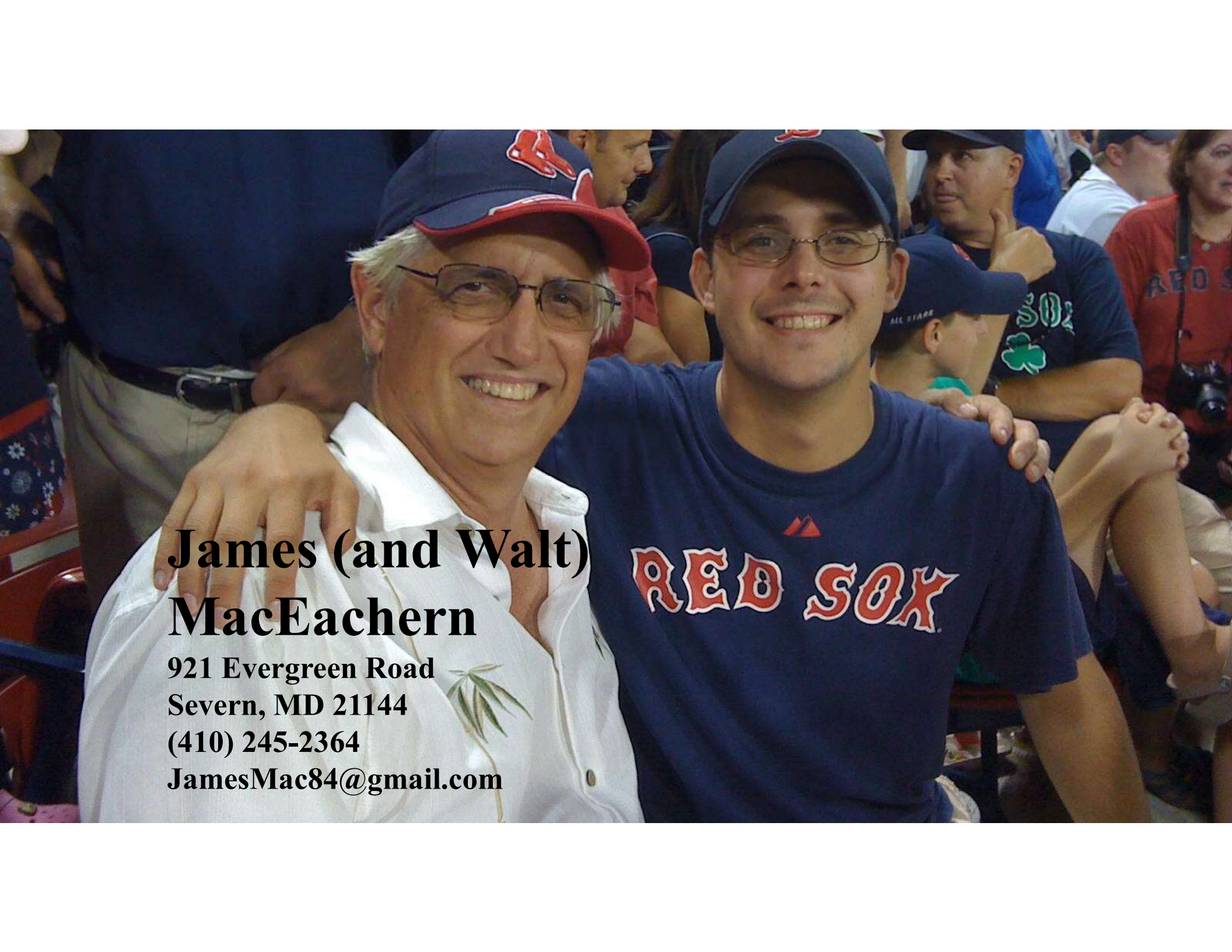


Scotsmen

EDINBURGH SCOTSMEN 2021 Opening Day Starting Lineup

1-Jackie Bradley Jr, CF 2-Robinson Cano, 2B 3-Michael Conforto, RF
4-Luke Voit, 1B 5-J.T. Realmuto, C 6-David Peralta, LF
7-Mike Moustakas, 3B 8-Francisco Lindor, SS 9-Hyun Jin Ryu, P





**James (and Walt)
MacEachern**

**921 Evergreen Road
Severn, MD 21144
(410) 245-2364
JamesMac84@gmail.com**

19 Pitchers	Tm	Lg	W	L	PCT	SV	ERA	G	GS	CG	SHO	QS	IP	H	R	ER	HR	SO	BB
BAEZ, P.	ES	T20	2	0	1.000	1	1.45	7	2	1	0	1	18.2	16	4	3	2	12	2
SCOTT, T.	ES	T20	1	2	.333	3	1.50	56	0	0	0	0	54.0	26	10	9	2	48	26
MINTER, A.	ES	T20	1	3	.250	27	1.79	50	0	0	0	0	55.1	26	11	11	4	47	22
FRY, P.	ES	T20	2	0	1.000	0	2.22	9	3	0	0	0	24.1	15	6	6	3	29	5
BASS, A.	ES	T20	0	0	-	0	2.61	5	0	0	0	0	10.1	10	4	3	1	10	3
GREINKE, Z.	ES	T20	9	5	.643	0	2.97	17	17	3	3	10	115.0	115	44	38	12	110	20
PINEDA, M.	ES	T20	5	2	.714	0	3.03	10	8	2	0	5	65.1	60	26	22	3	55	19
RYU, H.	ES	T20	12	3	.800	0	3.07	24	24	2	1	16	170.0	127	62	58	26	163	46
WALKER, T.	ES	T20	9	5	.643	0	3.33	20	20	0	0	14	138.0	101	58	51	20	123	45
LINDBLOM, J.	ES	T20	2	1	.667	0	3.49	4	4	0	0	1	28.1	35	16	11	6	26	11
BRITTON, Z.	ES	T20	5	2	.714	2	3.50	40	0	0	0	0	43.2	31	21	17	8	30	23
CASTILLO, D.	ES	T20	6	3	.667	5	3.59	51	0	0	0	0	52.2	33	24	21	7	50	25
RODRIGUEZ, R.	ES	T20	1	1	.500	0	3.60	51	0	0	0	0	50.0	39	22	20	8	61	15
WOJCIECHOWSKI, A.	ES	T20	2	2	.500	0	3.60	5	5	0	0	3	30.0	31	12	12	5	20	11
TAYLOR, B.	ES	T20	2	2	.500	1	3.80	16	0	0	0	0	21.1	15	10	9	1	15	11
CLEVINGER, M.	ES	T20	9	3	.750	0	3.93	14	14	3	0	7	105.1	84	49	46	23	89	34
TANAKA, M.	ES	T20	9	8	.529	0	3.93	19	18	1	1	11	116.2	111	54	51	17	130	26
WITTGREN, N.	ES	T20	2	0	1.000	0	4.26	6	1	0	0	1	12.2	11	6	6	4	10	2
GLASNOW, T.	ES	T20	3	8	.273	0	5.73	16	16	2	0	4	88.0	104	62	56	15	120	32
Edinburgh Scotsmen			82	50	.621	39	3.38	420	132	14	5	73	1199.2	990	501	450	167	1148	378

19 Pitchers	Tm	Lg	SUP/9	R/9	ERA	BF/9	BR/9	H/9	BB/9	SO/9	HR/9	ERPT	OBA	BF	BR	IBB	HB	WP	BK
BAEZ, P.	ES	T20	6.3	1.93	1.45	35.7	8.7	7.7	1.0	5.8	.96	5.5	.222	74	18	0	0	0	0
SCOTT, T.	ES	T20	.0	1.67	1.50	36.0	8.7	4.3	3.8	8.0	.33	15.6	.141	216	52	3	3	2	0
MINTER, A.	ES	T20	.0	1.79	1.79	34.0	7.8	4.2	3.6	7.6	.65	14.2	.141	209	48	0	0	3	0
FRY, P.	ES	T20	3.3	2.22	2.22	33.7	7.8	5.5	1.8	10.7	1.11	5.1	.176	91	21	0	1	0	0
BASS, A.	ES	T20	.0	3.48	2.61	36.6	11.3	8.7	2.6	8.7	.87	1.7	.263	42	13	0	0	0	0
GREINKE, Z.	ES	T20	5.2	3.44	2.97	37.2	10.7	9.0	1.6	8.6	.94	14.5	.259	475	137	0	2	6	0
PINEDA, M.	ES	T20	5.5	3.58	3.03	38.0	11.4	8.3	2.6	7.6	.41	7.8	.237	276	83	0	4	0	0
RYU, H.	ES	T20	4.3	3.28	3.07	35.6	9.6	6.7	2.4	8.6	1.38	19.6	.208	673	181	1	9	0	0
WALKER, T.	ES	T20	4.7	3.78	3.33	36.7	10.0	6.6	2.9	8.0	1.30	12.0	.201	562	153	1	8	0	0
LINDBLOM, J.	ES	T20	6.4	5.08	3.49	41.3	14.9	11.1	3.5	8.3	1.91	1.9	.299	130	47	0	1	0	0
BRITTON, Z.	ES	T20	.0	4.33	3.50	37.7	10.1	6.4	3.7	6.2	1.65	2.9	.196	183	49	5	0	2	0
CASTILLO, D.	ES	T20	.0	4.10	3.59	37.4	10.1	5.6	4.1	8.5	1.20	3.0	.172	219	59	1	2	0	0
RODRIGUEZ, R.	ES	T20	.0	3.96	3.60	36.5	9.4	7.0	2.3	11.0	1.44	2.8	.207	203	52	2	0	1	0
WOJCIECHOWSKI, A.	ES	T20	4.8	3.60	3.60	39.3	12.6	9.3	3.3	6.0	1.50	1.7	.261	131	42	0	0	0	0
TAYLOR, B.	ES	T20	.0	4.22	3.80	37.5	11.0	6.3	4.2	6.3	.42	.7	.200	89	26	1	1	0	0
CLEVINGER, M.	ES	T20	6.2	4.19	3.93	36.8	10.1	7.2	2.9	7.6	1.97	2.1	.214	431	118	0	0	2	0
TANAKA, M.	ES	T20	4.4	4.17	3.93	37.7	11.0	8.6	1.9	10.0	1.31	2.2	.247	489	143	1	7	0	0
WITTGREN, N.	ES	T20	6.4	4.26	4.26	34.1	9.2	7.8	1.4	7.1	2.84	-.2	.239	48	13	0	0	0	0
GLASNOW, T.	ES	T20	3.5	6.34	5.73	40.2	13.7	10.6	3.1	12.3	1.53	-15.9	.294	393	134	2	0	1	0
Edinburgh Scotsmen			3.7	3.76	3.38	37.0	10.4	7.4	2.7	8.6	1.25	97.3	.222	4934	1389	17	38	17	0

37 Players	Tm	Lg	AVG	G	AB	R	H	2B	3B	HR	TB	RBI	SO	BB	ASB	SB	CS	SBP	GDP
OLIVARES, E.	ES	T20	.469	16	49	8	23	1	1	1	29	10	11	2	0	0	0	-	1
WOJCIECHOWSKI, A.	ES	T20	.333	5	9	1	3	0	0	0	3	2	3	0	0	0	0	-	0
CANO, R.	ES	T20	.326	108	390	67	127	21	0	23	217	55	57	17	0	0	0	-	10
CONFORTO, M.	ES	T20	.322	123	475	93	153	25	2	21	245	60	114	51	3	2	1	66.7	11
ALBIES, O.	ES	T20	.296	91	203	33	60	10	1	15	117	39	46	9	2	2	0	100.0	8
VOIT, L.	ES	T20	.287	119	446	83	128	12	2	51	297	111	120	47	0	0	0	-	9
BAEZ, P.	ES	T20	.286	7	7	1	2	0	0	0	2	0	1	0	0	0	0	-	0
PINEDA, M.	ES	T20	.280	10	25	1	7	0	0	0	7	3	10	0	1	1	0	100.0	1
LONGORIA, E.	ES	T20	.274	76	157	15	43	11	1	5	71	17	24	14	0	0	0	-	7
MARKAKIS, N.	ES	T20	.273	15	33	2	9	5	0	0	14	4	6	2	0	0	0	-	0
PERALTA, D.	ES	T20	.272	122	456	57	124	17	1	16	191	55	100	29	2	1	1	50.0	10
GUZMAN, R.	ES	T20	.263	63	95	14	25	1	1	7	49	16	29	9	0	0	0	-	0
SUZUKI, K.	ES	T20	.257	63	140	16	36	4	0	2	46	14	23	9	1	1	0	100.0	4
REALMUTO, J.	ES	T20	.251	106	403	63	101	12	0	31	206	88	100	31	8	7	1	87.5	7
BRADLEY, J.	ES	T20	.244	112	446	74	109	26	1	10	167	49	98	50	12	8	4	66.7	3
LINDOR, F.	ES	T20	.234	132	492	63	115	29	0	16	192	50	81	35	11	10	1	90.9	12
MOUSTAKAS, M.	ES	T20	.232	103	311	41	72	12	0	25	159	63	74	42	2	2	0	100.0	8
CLEVINGER, M.	ES	T20	.231	14	39	4	9	1	1	0	12	3	10	3	0	0	0	-	1
NOTTINGHAM, J.	ES	T20	.200	2	5	1	1	0	0	1	4	1	2	0	0	0	0	-	0
GARCIA, A.	ES	T20	.182	60	137	10	25	4	0	1	32	5	28	13	1	1	0	100.0	2
WALKER, T.	ES	T20	.167	20	48	1	8	0	0	0	8	1	15	0	0	0	0	-	1
FRY, P.	ES	T20	.167	9	6	1	1	0	0	0	1	0	1	0	0	0	0	-	0
TANAKA, M.	ES	T20	.143	19	35	3	5	1	0	0	6	3	9	1	0	0	0	-	0
SCOTT, T.	ES	T20	.143	56	7	1	1	0	0	0	1	0	3	1	0	0	0	-	0
GLASNOW, T.	ES	T20	.138	16	29	0	4	0	0	0	4	0	9	0	0	0	0	-	1
GREINKE, Z.	ES	T20	.128	17	39	4	5	2	0	0	7	3	20	2	0	0	0	-	0
MAYFIELD, J.	ES	T20	.100	25	20	3	2	0	0	0	2	1	6	0	0	0	0	-	0
LINDBLOM, J.	ES	T20	.100	4	10	2	1	1	0	0	2	0	1	0	0	0	0	-	0
RYU, H.	ES	T20	.091	24	55	5	5	2	0	0	7	1	16	3	0	0	0	-	0
BENINTENDI, A.	ES	T20	.091	17	33	3	3	1	0	0	4	2	18	6	0	0	0	-	0
WITTGREN, N.	ES	T20	.000	6	3	1	0	0	0	0	0	0	2	1	0	0	0	-	0
MINTER, A.	ES	T20	.000	50	3	0	0	0	0	0	0	0	1	0	0	0	0	-	0
TAYLOR, B.	ES	T20	.000	16	2	0	0	0	0	0	0	0	2	0	0	0	0	-	0
BASS, A.	ES	T20	.000	5	2	0	0	0	0	0	0	0	2	0	0	0	0	-	0
CASTILLO, D.	ES	T20	.000	51	2	0	0	0	0	0	0	0	1	0	0	0	0	-	0
BRITTON, Z.	ES	T20	.000	40	1	0	0	0	0	0	0	0	0	0	0	0	0	-	0
RODRIGUEZ, R.	ES	T20	.000	51	1	0	0	0	0	0	0	0	0	0	0	0	0	-	0
Edinburgh Scotsmen			.262	1773	4614	671	1207	198	11	225	2102	656	1043	377	43	35	8	81.4	96

37 Players	Tm	Lg	AVG	OBP	SLG	OPS	ISO	SECA	TA	RCON	RC	RC/G	PA	IBB	HBP	SH	SF
OLIVARES, E.	ES	T20	.469	.490	.592	1.082	.122	.163	1.148	6.6	13.8	13.8	51	1	0	0	0
WOJCIECHOWSKI, A.	ES	T20	.333	.333	.333	.667	.000	.000	.500	-.1	1.2	3.2	13	0	0	4	0
CANO, R.	ES	T20	.326	.352	.556	.908	.231	.274	.857	27.0	72.8	7.1	409	1	0	0	2
CONFORTO, M.	ES	T20	.322	.401	.516	.917	.194	.303	.928	40.0	99.4	8.0	539	1	12	0	1
ALBIES, O.	ES	T20	.296	.327	.576	.903	.281	.335	.854	13.8	35.0	6.2	214	1	1	0	1
VOIT, L.	ES	T20	.287	.354	.666	1.019	.379	.484	1.052	48.0	103.6	8.5	496	5	0	0	2
BAEZ, P.	ES	T20	.286	.286	.286	.571	.000	.000	.400	-.3	.6	3.1	7	0	0	0	0
PINEDA, M.	ES	T20	.280	.280	.280	.560	.000	.040	.421	-1.0	1.9	2.5	26	0	0	1	0
LONGORIA, E.	ES	T20	.274	.337	.452	.789	.178	.268	.711	5.2	22.0	4.9	172	3	1	0	0
MARKAKIS, N.	ES	T20	.273	.333	.424	.758	.152	.212	.708	.8	4.9	5.5	36	0	1	0	0
PERALTA, D.	ES	T20	.272	.315	.419	.734	.147	.211	.644	4.7	58.3	4.6	486	0	0	0	1
GUZMAN, R.	ES	T20	.263	.346	.516	.862	.253	.347	.871	5.4	18.0	7.0	107	0	3	0	0
SUZUKI, K.	ES	T20	.257	.325	.329	.653	.071	.143	.565	-1.3	15.0	3.7	154	0	5	0	0
REALMUTO, J.	ES	T20	.251	.318	.511	.830	.261	.352	.819	19.2	66.5	5.8	446	0	10	0	2
BRADLEY, J.	ES	T20	.244	.323	.374	.698	.130	.251	.663	2.2	57.6	4.5	502	0	3	1	2
LINDOR, F.	ES	T20	.234	.285	.390	.676	.157	.246	.610	-2.2	53.7	3.7	529	5	1	0	1
MOUSTAKAS, M.	ES	T20	.232	.341	.511	.852	.280	.421	.862	18.7	55.4	6.0	364	1	10	0	1
CLEVINGER, M.	ES	T20	.231	.286	.308	.593	.077	.154	.484	-1.5	3.4	2.9	43	0	0	1	0
NOTTINGHAM, J.	ES	T20	.200	.200	.800	1.000	.600	.600	1.000	.4	.8	5.4	5	0	0	0	0
GARCIA, A.	ES	T20	.182	.268	.234	.502	.051	.153	.430	-8.6	9.3	2.2	153	1	3	0	0
WALKER, T.	ES	T20	.167	.167	.167	.333	.000	.000	.195	-6.3	1.3	.8	51	0	0	3	0
FRY, P.	ES	T20	.167	.167	.167	.333	.000	.000	.200	-.8	.2	1.0	7	0	0	1	0
TANAKA, M.	ES	T20	.143	.167	.171	.338	.029	.057	.233	-4.5	1.3	1.0	42	0	0	6	0
SCOTT, T.	ES	T20	.143	.250	.143	.393	.000	.143	.333	-.7	.3	1.4	8	0	0	0	0
GLASNOW, T.	ES	T20	.138	.138	.138	.276	.000	.000	.154	-4.4	.6	.5	33	0	0	4	0
GREINKE, Z.	ES	T20	.128	.171	.179	.350	.051	.103	.265	-4.9	1.4	1.0	43	0	0	2	0
MAYFIELD, J.	ES	T20	.100	.095	.100	.195	.000	.000	.111	-3.6	.2	.3	21	0	0	0	1
LINDBLOM, J.	ES	T20	.100	.182	.200	.382	.100	.100	.333	-1.1	.4	1.2	11	0	1	0	0
RYU, H.	ES	T20	.091	.138	.127	.265	.036	.091	.200	-8.5	1.4	.7	65	0	0	7	0
BENINTENDI, A.	ES	T20	.091	.250	.121	.371	.030	.212	.367	-3.5	1.5	1.3	40	0	1	0	0
WITTGREN, N.	ES	T20	.000	.250	.000	.250	.000	.333	.333	-.4	.1	.6	4	0	0	0	0
MINTER, A.	ES	T20	.000	.000	.000	.000	.000	.000	.000	-.8	.0	.0	3	0	0	0	0
TAYLOR, B.	ES	T20	.000	.000	.000	.000	.000	.000	.000	-.5	.0	.0	3	0	0	1	0
BASS, A.	ES	T20	.000	.000	.000	.000	.000	.000	.000	-.5	.0	.0	2	0	0	0	0
CASTILLO, D.	ES	T20	.000	.000	.000	.000	.000	.000	.000	-.5	.0	.0	2	0	0	0	0
BRITTON, Z.	ES	T20	.000	.000	.000	.000	.000	.000	.000	-.3	.0	.0	1	0	0	0	0
RODRIGUEZ, R.	ES	T20	.000	.000	.000	.000	.000	.000	.000	-.3	.0	.0	1	0	0	0	0
Edinburgh Scotsmen			.262	.324	.456	.779	.194	.282	.731	135.7	677.5	5.1	5089	19	52	31	14



silverSpring®

Senators



SILVER SPRING SENATORS 2021 Opening Day Starting Lineup



1-Trea Turner, SS **2-Chris Taylor, CF**
3-Anthony Rendon, 3B **4-Eloy Jimenez, LF**
5-Alex Verdugo, RF **6-Dan Vogelbach, 1B**
7-Niko Hoerner, 2B **8-Michael Perez, C**
9-Dylan Bundy, P

Frank Howard

21645 Ripplemead Drive

Laytonsville, MD 20882

(301) 519-1477

fdhoward@earthlink.net



17 Pitchers	Tm	Lg	W	L	PCT	SV	ERA	G	GS	CG	SHO	QS	IP	H	R	ER	HR	SO	BB
ROMANO, J.	SI	T20	2	1	.667	24	1.22	38	0	0	0	0	37.0	13	5	5	4	44	16
BUNDY, D.	SI	T20	11	5	.688	0	2.05	24	24	2	1	17	166.2	116	45	38	11	149	45
CHAPMAN, A.	SI	T20	3	1	.750	3	2.81	32	0	0	0	0	25.2	24	9	8	5	32	12
RAMIREZ, N.	SI	T20	2	6	.250	1	2.83	48	0	0	0	0	47.2	33	20	15	8	31	24
KELLY, J.	SI	T20	1	1	.500	5	2.88	23	0	0	0	0	25.0	19	9	8	3	22	10
JAVIER, C.	SI	T20	11	6	.647	0	3.28	21	21	2	1	9	129.0	108	50	47	13	115	51
REYES, A.	SI	T20	4	3	.571	0	3.29	33	0	0	0	0	41.0	26	15	15	2	44	29
CLARKE, T.	SI	T20	3	3	.500	1	3.67	27	5	0	0	0	61.1	72	30	25	10	69	16
WOODFORD, J.	SI	T20	7	2	.778	0	4.17	22	20	1	1	8	123.0	136	59	57	19	107	37
BARNES, M.	SI	T20	0	3	.000	0	4.60	42	0	0	0	0	47.0	56	36	24	7	56	20
FLAHERTY, J.	SI	T20	7	6	.538	0	4.60	17	17	1	0	5	103.2	114	59	53	20	100	28
ROGERS, T.	SI	T20	7	7	.500	0	5.29	19	19	1	0	4	112.1	138	76	66	20	132	42
ANDERSON, S.	SI	T20	0	4	.000	0	5.63	35	0	0	0	0	32.0	33	20	20	7	36	17
WIDENER, T.	SI	T20	1	4	.200	1	6.11	39	0	0	0	0	45.2	65	34	31	13	45	24
CROWE, W.	SI	T20	0	4	.000	0	6.33	15	5	1	0	2	64.0	94	58	45	14	53	30
YAMAMOTO, J.	SI	T20	4	5	.444	0	8.91	16	12	0	0	3	68.2	107	71	68	21	60	25
PEARSON, N.	SI	T20	2	6	.250	0	9.07	9	9	0	0	2	41.2	57	50	42	20	40	27
Silver Spring Senators			65	67	.492	35	4.36	460	132	8	3	50	1171.1	1211	646	567	197	1135	453

17 Pitchers	Tm	Lg	SUP/9	R/9	ERA	BF/9	BR/9	H/9	BB/9	SO/9	HR/9	ERPT	OBA	BF	BR	IBB	HB	WP	BK
ROMANO, J.	SI	T20	.0	1.22	1.22	33.3	6.6	3.2	3.4	10.7	.97	11.9	.107	137	27	2	0	0	0
BUNDY, D.	SI	T20	3.6	2.43	2.05	35.2	8.7	6.3	2.4	8.0	.59	38.0	.196	652	162	1	2	1	0
CHAPMAN, A.	SI	T20	.0	3.16	2.81	40.0	12.6	8.4	3.9	11.2	1.75	3.7	.242	114	36	1	1	0	0
RAMIREZ, N.	SI	T20	.0	3.78	2.83	37.4	10.2	6.2	4.0	5.9	1.51	6.7	.191	198	54	3	0	0	0
KELLY, J.	SI	T20	.0	3.24	2.88	37.1	10.1	6.8	3.2	7.9	1.08	3.4	.209	103	28	1	0	0	0
JAVIER, C.	SI	T20	5.9	3.49	3.28	37.7	11.4	7.5	3.5	8.0	.91	11.9	.227	541	164	1	6	3	1
REYES, A.	SI	T20	.0	3.29	3.29	38.0	11.9	5.7	6.1	9.7	.44	3.7	.183	173	54	1	0	3	0
CLARKE, T.	SI	T20	2.5	4.40	3.67	38.4	12.9	10.6	2.3	10.1	1.47	3.0	.294	262	88	0	0	0	0
WOODFORD, J.	SI	T20	5.6	4.32	4.17	39.3	12.7	10.0	2.7	7.8	1.39	-.9	.275	537	173	0	0	3	0
BARNES, M.	SI	T20	.0	6.89	4.60	41.7	14.2	10.7	3.3	10.7	1.34	-2.6	.286	218	74	3	1	0	0
FLAHERTY, J.	SI	T20	6.4	5.12	4.60	39.1	12.6	9.9	2.4	8.7	1.74	-5.7	.276	450	145	0	3	1	0
ROGERS, T.	SI	T20	5.0	6.09	5.29	41.8	15.0	11.1	3.4	10.6	1.60	-14.7	.294	522	187	0	7	0	0
ANDERSON, S.	SI	T20	.0	5.63	5.63	40.2	14.1	9.3	4.8	10.1	1.97	-5.4	.268	143	50	0	0	0	0
WIDENER, T.	SI	T20	.0	6.70	6.11	43.9	17.7	12.8	4.5	8.9	2.56	-10.2	.330	223	90	1	2	0	0
CROWE, W.	SI	T20	2.1	8.16	6.33	44.2	17.6	13.2	4.2	7.5	1.97	-15.8	.335	314	125	0	1	0	0
YAMAMOTO, J.	SI	T20	6.0	9.31	8.91	42.9	17.3	14.0	3.3	7.9	2.75	-36.7	.354	327	132	0	0	0	0
PEARSON, N.	SI	T20	6.0	10.80	9.07	45.1	17.9	12.3	5.6	8.6	4.32	-23.0	.317	209	83	1	0	3	0
Silver Spring Senators			3.6	4.96	4.36	39.4	12.8	9.3	3.4	8.7	1.51	-32.6	.264	5123	1672	15	23	14	1

34 Players	Tm	Lg	AVG	G	AB	R	H	2B	3B	HR	TB	RBI	SO	BB	ASB	SB	CS	SBP	GDP
BARNES, M.	SI	T20	.500	42	2	1	1	1	0	0	2	0	0	1	0	0	0	-	0
TURNER, T.	SI	T20	.336	132	551	112	185	27	9	38	344	123	83	36	18	17	1	94.4	11
SANTANDER, A.	SI	T20	.317	96	243	47	77	24	1	24	175	61	42	17	0	0	0	-	4
VERDUGO, A.	SI	T20	.306	110	408	57	125	20	0	17	196	53	90	28	5	2	3	40.0	7
JIMENEZ, E.	SI	T20	.300	112	424	48	127	23	0	22	216	84	97	30	1	1	0	100.0	6
JONES, J.	SI	T20	.297	101	192	34	57	18	0	11	108	34	61	13	1	1	0	100.0	2
TAYLOR, C.	SI	T20	.283	112	392	78	111	16	6	17	190	51	117	43	3	2	1	66.7	3
RENDON, A.	SI	T20	.271	110	428	87	116	27	0	16	191	49	69	59	1	1	0	100.0	13
CABRERA, M.	SI	T20	.254	73	189	25	48	6	0	9	81	29	36	24	1	1	0	100.0	8
PANIK, J.	SI	T20	.237	100	186	21	44	6	0	1	53	16	41	34	0	0	0	-	5
McBROOM, R.	SI	T20	.218	49	170	27	37	6	0	19	100	44	63	12	0	0	0	-	3
VILORIA, M.	SI	T20	.212	33	66	5	14	5	0	0	19	1	19	4	0	0	0	-	1
HOERNER, N.	SI	T20	.207	103	329	22	68	11	0	0	79	16	72	26	8	3	5	37.5	5
ALMORA, A.	SI	T20	.205	72	88	14	18	3	0	0	21	7	25	10	1	1	0	100.0	0
PEREZ, M.	SI	T20	.203	100	296	32	60	13	0	7	94	36	82	27	0	0	0	-	17
WOODFORD, J.	SI	T20	.195	22	41	4	8	0	1	0	10	3	14	2	0	0	0	-	0
VOGELBACH, D.	SI	T20	.186	81	194	24	36	5	0	8	65	19	55	37	0	0	0	-	6
ROBERTSON, D.	SI	T20	.184	56	49	5	9	0	0	0	9	2	14	7	0	0	0	-	1
PEARSON, N.	SI	T20	.182	9	11	3	2	0	0	0	2	2	3	3	0	0	0	-	0
BUNDY, D.	SI	T20	.180	24	50	1	9	2	0	0	11	0	14	4	0	0	0	-	0
CROWE, W.	SI	T20	.150	15	20	2	3	1	0	0	4	0	9	0	0	0	0	-	1
FLAHERTY, J.	SI	T20	.143	17	35	5	5	1	0	1	9	2	13	4	0	0	0	-	3
JAVIER, C.	SI	T20	.132	21	38	6	5	1	2	0	10	3	14	4	0	0	0	-	0
ROGERS, T.	SI	T20	.121	19	33	3	4	1	0	0	5	3	9	3	0	0	0	-	1
MEJIA, F.	SI	T20	.117	41	77	5	9	3	0	2	18	6	16	3	0	0	0	-	0
YAMAMOTO, J.	SI	T20	.100	16	20	2	2	1	0	0	3	3	9	2	0	0	0	-	1
CLARKE, T.	SI	T20	.000	27	13	0	0	0	0	0	0	0	5	0	0	0	0	-	0
RAMIREZ, N.	SI	T20	-	48	0	0	0	0	0	0	0	0	0	2	0	0	0	-	0
ROMANO, J.	SI	T20	.000	38	2	0	0	0	0	0	0	0	0	0	0	0	0	-	0
WIDENER, T.	SI	T20	.000	39	2	0	0	0	0	0	0	0	1	0	0	0	0	-	0
REYES, A.	SI	T20	-	33	0	1	0	0	0	0	0	0	0	0	0	0	0	-	0
ANDERSON, S.	SI	T20	-	35	0	0	0	0	0	0	0	0	0	0	0	0	0	-	0
CHAPMAN, A.	SI	T20	-	32	0	0	0	0	0	0	0	0	0	0	0	0	0	-	0
KELLY, J.	SI	T20	-	23	0	0	0	0	0	0	0	0	0	0	0	0	0	-	0
Silver Spring Senators			.259	1941	4549	671	1180	221	19	192	2015	647	1073	435	39	29	10	74.4	98

34 Players	Tm	Lg	AVG	OBP	SLG	OPS	ISO	SECA	TA	RCON	RC	RC/G	PA	IBB	HBP	SH	SF
BARNES, M.	SI	T20	.500	.667	1.000	1.667	.500	1.000	3.000	.9	1.5	40.7	3	0	0	0	0
TURNER, T.	SI	T20	.336	.374	.624	.998	.289	.383	1.050	59.9	128.7	9.1	591	1	0	0	4
SANTANDER, A.	SI	T20	.317	.364	.720	1.084	.403	.473	1.141	31.5	62.7	9.8	264	4	2	0	2
VERDUGO, A.	SI	T20	.306	.352	.480	.833	.174	.240	.778	18.2	67.7	6.2	440	2	2	0	2
JIMENEZ, E.	SI	T20	.300	.343	.509	.853	.210	.283	.818	23.2	74.8	6.6	460	3	1	0	5
JONES, J.	SI	T20	.297	.348	.563	.910	.266	.339	.912	14.5	38.4	7.5	210	0	3	0	2
TAYLOR, C.	SI	T20	.283	.358	.485	.842	.202	.314	.835	20.8	70.8	6.7	439	1	3	0	1
RENDON, A.	SI	T20	.271	.376	.446	.823	.175	.315	.815	24.0	74.0	6.1	502	0	14	0	1
CABRERA, M.	SI	T20	.254	.336	.429	.765	.175	.307	.711	5.5	26.4	4.8	214	0	0	0	1
PANIK, J.	SI	T20	.237	.353	.285	.638	.048	.231	.592	-1.1	20.7	3.7	222	0	0	1	1
McBROOM, R.	SI	T20	.218	.269	.588	.857	.371	.441	.824	7.6	26.1	5.2	182	0	0	0	0
VILORIA, M.	SI	T20	.212	.257	.288	.545	.076	.136	.434	-3.5	4.9	2.5	70	0	0	0	0
HOERNER, N.	SI	T20	.207	.278	.240	.518	.033	.106	.424	-21.4	22.5	2.2	364	0	7	0	1
ALMORA, A.	SI	T20	.205	.300	.239	.539	.034	.159	.486	-3.9	7.4	2.9	100	0	2	0	0
PEREZ, M.	SI	T20	.203	.273	.318	.591	.115	.206	.486	-10.8	22.5	2.4	327	1	2	0	1
WOODFORD, J.	SI	T20	.195	.227	.244	.471	.049	.098	.364	-3.4	2.8	1.9	49	0	0	5	1
VOGELBACH, D.	SI	T20	.186	.316	.335	.651	.149	.340	.622	-1.5	21.5	3.5	231	2	0	0	0
ROBERTSON, D.	SI	T20	.184	.286	.184	.469	.000	.143	.390	-3.5	2.9	1.9	56	0	0	0	0
PEARSON, N.	SI	T20	.182	.357	.182	.539	.000	.273	.556	-.3	1.1	3.0	15	0	0	1	0
BUNDY, D.	SI	T20	.180	.241	.220	.461	.040	.120	.366	-4.1	3.3	1.9	61	0	0	7	0
CROWE, W.	SI	T20	.150	.150	.200	.350	.050	.050	.222	-2.5	.4	.6	21	0	0	1	0
FLAHERTY, J.	SI	T20	.143	.231	.257	.488	.114	.229	.394	-2.6	1.6	1.3	40	0	0	1	0
JAVIER, C.	SI	T20	.132	.233	.263	.496	.132	.237	.455	-2.8	2.9	2.0	49	0	1	6	0
ROGERS, T.	SI	T20	.121	.194	.152	.346	.030	.121	.267	-4.1	1.1	.9	38	0	0	2	0
MEJIA, F.	SI	T20	.117	.160	.234	.394	.117	.156	.324	-8.6	3.0	1.2	81	1	1	0	0
YAMAMOTO, J.	SI	T20	.100	.182	.150	.332	.050	.150	.263	-2.6	.5	.7	23	0	0	1	0
CLARKE, T.	SI	T20	.000	.000	.000	.000	.000	.000	.000	-3.3	.0	.0	13	0	0	0	0
RAMIREZ, N.	SI	T20	-	1.000	-	-	-	-	-	.7	.5	-	2	0	0	0	0
ROMANO, J.	SI	T20	.000	.000	.000	.000	.000	.000	.000	-5	.0	.0	2	0	0	0	0
WIDENER, T.	SI	T20	.000	.000	.000	.000	.000	.000	.000	-5	.0	.0	2	0	0	0	0
REYES, A.	SI	T20	-	-	-	-	-	-	-	.0	.0	.0	1	0	0	1	0
ANDERSON, S.	SI	T20	-	-	-	-	-	-	-	.0	-	-	0	0	0	0	0
CHAPMAN, A.	SI	T20	-	-	-	-	-	-	-	.0	-	-	0	0	0	0	0
KELLY, J.	SI	T20	-	-	-	-	-	-	-	.0	-	-	0	0	0	0	0
Silver Spring Senators			.259	.328	.443	.771	.184	.283	.724	125.6	662.5	5.1	5072	15	38	26	22



GUNPOWDER IRONMEN

2021 Opening Day

Starting Lineup

1-Corey Dickerson, LF

2-Hanser Alberto, 2B

3-Mitch Moreland, 1B

4-Xander Bogaerts, SS


5-Rafael Devers, 3B

6-Christian Vazquez, C

7-Kyle Schwarber, RF

8-Hunter Renfroe, CF

9-German Marquez, P



Walt MacEachern

14105 Fox Manor Lane

Phoenix, MD 21131

(410) 592-2745

waltermac@aol.com



19 Pitchers	Tm	Lg	W	L	PCT	SV	ERA	G	GS	CG	SHO	QS	IP	H	R	ER	HR	SO	BB
SUERO, W.	GU	T20	6	1	.857	0	2.69	53	0	0	0	0	60.1	45	22	18	4	56	31
CHIRINOS, Y.	GU	T20	2	1	.667	0	2.81	6	5	0	0	3	32.0	29	10	10	3	26	17
HAND, B.	GU	T20	1	5	.167	17	2.84	48	0	0	0	0	50.2	36	17	16	4	44	19
REA, C.	GU	T20	0	1	.000	1	2.96	8	1	0	0	1	24.1	30	8	8	2	18	3
SMYLY, D.	GU	T20	6	4	.600	0	2.99	11	11	1	0	6	72.1	58	31	24	8	82	19
AKIN, K.	GU	T20	4	3	.571	0	3.52	14	8	1	0	5	69.0	71	31	27	8	81	22
BARRIA, J.	GU	T20	6	2	.750	1	3.63	12	11	2	1	5	79.1	67	36	32	10	58	19
ALZOLAY, A.	GU	T20	3	4	.429	0	3.70	10	9	0	0	4	58.1	45	29	24	4	78	31
WEAVER, L.	GU	T20	4	8	.333	0	4.52	19	15	1	0	7	99.2	127	55	50	15	98	29
BRUBAKER, J.	GU	T20	8	6	.571	0	4.60	20	19	1	0	8	117.1	136	75	60	17	112	40
KING, M.	GU	T20	1	6	.143	0	4.81	24	7	1	0	1	73.0	97	51	39	7	71	34
CESSA, L.	GU	T20	2	3	.400	6	5.33	46	0	0	0	0	52.1	55	33	31	8	44	18
MARQUEZ, G.	GU	T20	10	10	.500	0	5.41	27	27	2	0	12	168.0	198	114	101	29	178	64
CIMBER, A.	GU	T20	3	1	.750	1	5.67	22	0	0	0	0	27.0	31	17	17	6	31	9
GARCIA, D.	GU	T20	3	8	.273	0	5.83	20	13	2	1	2	83.1	111	66	54	15	85	22
BREWER, C.	GU	T20	0	2	.000	0	6.98	3	2	1	0	0	19.1	24	17	15	4	20	2
PAGAN, E.	GU	T20	1	2	.333	3	8.04	40	0	0	0	0	47.0	64	42	42	15	55	39
MILONE, T.	GU	T20	1	3	.250	0	10.65	4	4	0	0	0	23.2	43	35	28	9	26	13
BRICE, A.	GU	T20	1	0	1.000	0	11.05	9	0	0	0	0	14.2	22	18	18	4	21	9
Gunpowder Ironmen			62	70	.470	29	4.72	396	132	12	2	54	1171.2	1289	707	614	172	1184	440

19 Pitchers	Tm	Lg	SUP/9	R/9	ERA	BF/9	BR/9	H/9	BB/9	SO/9	HR/9	ERPT	OBA	BF	BR	IBB	HB	WP	BK
SUERO, W.	GU	T20	.0	3.28	2.69	37.3	11.3	6.7	4.5	8.4	.60	9.5	.211	250	76	1	1	0	0
CHIRINOS, Y.	GU	T20	5.9	2.81	2.81	38.8	13.2	8.2	4.8	7.3	.84	4.6	.242	138	47	0	1	0	0
HAND, B.	GU	T20	.0	3.02	2.84	36.8	9.2	6.4	2.5	7.8	.71	7.1	.194	207	52	5	2	2	0
REA, C.	GU	T20	.4	2.96	2.96	37.0	12.2	11.1	1.1	6.7	.74	3.1	.309	100	33	0	0	0	0
SMYLY, D.	GU	T20	6.3	3.86	2.99	36.3	9.6	7.2	2.4	10.2	1.00	9.0	.214	292	77	0	0	0	0
AKIN, K.	GU	T20	3.8	4.04	3.52	37.6	12.3	9.3	2.9	10.6	1.04	4.5	.269	288	94	0	1	0	0
BARRIA, J.	GU	T20	6.1	4.08	3.63	36.8	9.9	7.6	2.2	6.6	1.13	4.2	.223	324	87	0	1	0	0
ALZOLAY, A.	GU	T20	3.5	4.47	3.70	38.3	11.6	6.9	4.6	12.0	.62	2.6	.207	248	75	1	0	2	0
WEAVER, L.	GU	T20	3.6	4.97	4.52	39.7	14.2	11.5	2.5	8.8	1.35	-4.5	.314	440	157	1	2	0	0
BRUBAKER, J.	GU	T20	6.2	5.75	4.60	40.6	14.3	10.4	3.1	8.6	1.30	-6.5	.286	529	186	0	10	5	0
KING, M.	GU	T20	3.3	6.29	4.81	42.7	16.3	12.0	4.2	8.8	.86	-5.7	.313	346	132	0	1	0	0
CESSA, L.	GU	T20	.0	5.68	5.33	38.7	11.7	9.5	2.2	7.6	1.38	-7.1	.267	225	68	5	0	3	0
MARQUEZ, G.	GU	T20	5.1	6.11	5.41	40.5	14.0	10.6	3.4	9.5	1.55	-24.4	.288	756	261	1	0	6	0
CIMBER, A.	GU	T20	.0	5.67	5.67	39.7	12.3	10.3	2.0	10.3	2.00	-4.7	.284	119	37	3	0	0	0
GARCIA, D.	GU	T20	4.3	7.13	5.83	41.1	14.4	12.0	2.2	9.2	1.62	-16.0	.314	381	133	2	2	0	0
BREWER, C.	GU	T20	1.4	7.91	6.98	41.0	13.5	11.2	.9	9.3	1.86	-6.2	.289	88	29	0	3	0	0
PAGAN, E.	GU	T20	.0	8.04	8.04	45.6	19.5	12.3	7.3	10.5	2.87	-20.6	.322	238	102	1	0	0	0
MILONE, T.	GU	T20	6.1	13.31	10.65	47.5	22.1	16.4	4.9	9.9	3.42	-17.2	.394	125	58	0	2	1	1
BRICE, A.	GU	T20	.0	11.05	11.05	47.3	18.4	13.5	4.9	12.9	2.45	-11.3	.324	77	30	1	0	1	0
Gunpowder Ironmen			3.7	5.43	4.72	39.7	13.3	9.9	3.2	9.1	1.32	-79.4	.276	5171	1734	21	26	20	1

36 Players	Tm	Lg	AVG	G	AB	R	H	2B	3B	HR	TB	RBI	SO	BB	ASB	SB	CS	SBP	GDP
HEINEMAN, T.	GU	T20	.429	6	21	0	9	1	0	0	10	5	2	1	0	0	0	-	0
MILONE, T.	GU	T20	.429	4	7	0	3	0	0	0	3	1	2	1	0	0	0	-	0
LeMAHIEU, D.	GU	T20	.404	116	394	88	159	21	4	23	257	68	37	46	3	3	0	100.0	6
BRICE, A.	GU	T20	.333	9	3	1	1	0	0	0	1	0	1	0	0	0	0	-	0
BOGAERTS, X.	GU	T20	.324	118	460	84	149	18	4	29	262	78	78	38	11	11	0	100.0	9
MORELAND, M.	GU	T20	.300	96	320	49	96	21	0	27	198	71	79	27	0	0	0	-	3
CHIRINOS, Y.	GU	T20	.300	6	10	1	3	0	0	0	3	1	5	0	0	0	0	-	0
DEVERS, R.	GU	T20	.295	111	430	52	127	36	2	16	215	68	107	26	1	1	0	100.0	14
VAZQUEZ, C.	GU	T20	.276	104	337	43	93	5	2	16	150	56	89	37	5	3	2	60.0	15
CRON, C.	GU	T20	.272	55	92	26	25	9	0	7	55	15	32	31	0	0	0	-	0
CAMARGO, J.	GU	T20	.271	47	85	9	23	7	0	2	36	6	21	3	0	0	0	-	2
ALZOLAY, A.	GU	T20	.267	10	15	4	4	0	0	1	7	4	3	1	0	0	0	-	1
MOLINA, Y.	GU	T20	.265	86	223	17	59	2	0	3	70	19	37	4	1	1	0	100.0	14
SMITH, D.	GU	T20	.248	53	141	21	35	9	0	4	56	15	42	13	0	0	0	-	0
DICKERSON, C.	GU	T20	.247	103	409	64	101	16	1	17	170	54	77	39	3	1	2	33.3	14
GAMEL, B.	GU	T20	.242	86	240	38	58	18	1	9	105	24	77	29	0	0	0	-	5
SCHWARBER, K.	GU	T20	.238	110	366	62	87	14	0	32	197	63	127	51	0	0	0	-	7
ALBERTO, H.	GU	T20	.235	97	311	40	73	20	1	2	101	25	40	7	3	2	1	66.7	15
RENFROE, H.	GU	T20	.228	83	189	29	43	6	0	13	88	36	57	26	4	3	1	75.0	7
CAVE, J.	GU	T20	.215	72	163	17	35	5	3	5	61	18	53	4	0	0	0	-	1
BARRIA, J.	GU	T20	.194	12	31	5	6	0	0	1	9	1	4	2	0	0	0	-	0
GARCIA, D.	GU	T20	.192	20	26	5	5	0	0	0	5	1	5	0	0	0	0	-	0
VELAZQUEZ, A.	GU	T20	.169	52	89	9	15	3	2	0	22	3	39	6	16	12	4	75.0	1
MARQUEZ, G.	GU	T20	.158	27	57	3	9	3	0	0	12	2	13	3	0	0	0	-	1
AKIN, K.	GU	T20	.143	14	21	3	3	1	0	1	7	1	5	2	0	0	0	-	0
WEAVER, L.	GU	T20	.111	19	27	1	3	0	0	0	3	1	12	2	0	0	0	-	0
SMYLY, D.	GU	T20	.111	11	27	1	3	0	0	0	3	1	7	2	0	0	0	-	0
BRUBAKER, J.	GU	T20	.079	20	38	2	3	0	0	0	3	1	11	3	0	0	0	-	0
KING, M.	GU	T20	.048	24	21	1	1	0	0	0	1	0	4	1	0	0	0	-	1
PAGAN, E.	GU	T20	.000	40	6	0	0	0	0	0	0	1	1	0	0	0	0	-	0
SUERO, W.	GU	T20	.000	53	5	0	0	0	0	0	0	1	3	0	0	0	0	-	0
BREWER, C.	GU	T20	.000	3	6	0	0	0	0	0	0	0	2	0	0	0	0	-	0
REA, C.	GU	T20	.000	8	5	0	0	0	0	0	0	0	2	0	0	0	0	-	0
CIMBER, A.	GU	T20	.000	22	2	0	0	0	0	0	0	0	1	1	0	0	0	-	0
HAND, B.	GU	T20	.000	48	4	0	0	0	0	0	0	0	1	0	0	0	0	-	0
CESSA, L.	GU	T20	.000	46	2	0	0	0	0	0	0	0	1	0	0	0	0	-	0
Gunpowder Ironmen			.269	1791	4583	675	1231	215	20	208	2110	640	1077	406	47	37	10	78.7	116

36 Players	Tm	Lg	AVG	OBP	SLG	OPS	ISO	SECA	TA	RCON	RC	RC/G	PA	IBB	HBP	SH	SF
HEINEMAN, T.	GU	T20	.429	.435	.476	.911	.048	.095	.917	1.8	4.7	9.7	23	0	0	0	1
MILONE, T.	GU	T20	.429	.500	.429	.929	.000	.143	1.000	.7	1.6	11.0	8	0	0	0	0
LeMAHIEU, D.	GU	T20	.404	.469	.652	1.121	.249	.373	1.286	62.8	123.1	13.7	446	8	4	0	2
BRICE, A.	GU	T20	.333	.333	.333	.667	.000	.000	.500	-0	.3	4.5	3	0	0	0	0
BOGAERTS, X.	GU	T20	.324	.376	.570	.946	.246	.352	.975	42.6	99.6	8.4	500	1	1	0	1
MORELAND, M.	GU	T20	.300	.353	.619	.972	.319	.403	1.000	30.3	71.5	8.3	354	3	2	0	5
CHIRINOS, Y.	GU	T20	.300	.300	.300	.600	.000	.000	.429	-4	1.0	3.0	12	0	0	2	0
DEVERS, R.	GU	T20	.295	.338	.500	.838	.205	.267	.773	20.9	69.0	5.8	462	1	3	0	3
VAZQUEZ, C.	GU	T20	.276	.347	.445	.792	.169	.282	.728	11.6	48.6	5.0	375	2	0	0	1
CRON, C.	GU	T20	.272	.468	.598	1.066	.326	.663	1.328	15.6	29.9	12.0	126	0	3	0	0
CAMARGO, J.	GU	T20	.271	.295	.424	.719	.153	.188	.609	.3	10.0	4.2	88	0	0	0	0
ALZOLAY, A.	GU	T20	.267	.294	.467	.761	.200	.267	.667	.4	1.9	3.3	19	0	0	2	1
MOLINA, Y.	GU	T20	.265	.292	.314	.606	.049	.072	.449	-7.1	17.0	2.6	233	0	5	0	1
SMITH, D.	GU	T20	.248	.316	.397	.713	.149	.241	.660	1.0	18.9	4.8	155	0	1	0	0
DICKERSON, C.	GU	T20	.247	.316	.416	.731	.169	.262	.654	4.1	50.7	4.2	450	0	2	0	0
GAMEL, B.	GU	T20	.242	.326	.438	.763	.196	.317	.722	6.2	34.4	5.0	270	3	1	0	0
SCHWARBER, K.	GU	T20	.238	.339	.538	.877	.301	.440	.888	23.9	68.6	6.4	425	0	6	0	2
ALBERTO, H.	GU	T20	.235	.253	.325	.578	.090	.116	.437	-14.0	21.3	2.2	321	0	1	1	1
RENFROE, H.	GU	T20	.228	.318	.466	.784	.238	.386	.766	6.8	27.8	4.8	220	0	1	0	4
CAVE, J.	GU	T20	.215	.269	.374	.643	.160	.184	.566	-3.9	16.8	3.5	175	1	8	0	0
BARRIA, J.	GU	T20	.194	.242	.290	.533	.097	.161	.440	-1.9	2.3	2.5	33	0	0	0	0
GARCIA, D.	GU	T20	.192	.192	.192	.385	.000	.000	.238	-3.0	1.1	1.3	29	0	0	3	0
VELAZQUEZ, A.	GU	T20	.169	.221	.247	.468	.079	.236	.506	-6.3	5.0	1.7	95	0	0	0	0
MARQUEZ, G.	GU	T20	.158	.200	.211	.411	.053	.105	.306	-5.8	2.6	1.3	65	0	0	5	0
AKIN, K.	GU	T20	.143	.217	.333	.551	.190	.286	.500	-1.2	1.7	2.2	26	0	0	3	0
WEAVER, L.	GU	T20	.111	.172	.111	.284	.000	.074	.208	-4.0	.8	.8	33	0	0	4	0
SMYLY, D.	GU	T20	.111	.167	.111	.278	.000	.074	.208	-4.0	.7	.7	30	0	0	0	1
BRUBAKER, J.	GU	T20	.079	.146	.079	.225	.000	.079	.171	-6.4	.9	.6	47	0	0	6	0
KING, M.	GU	T20	.048	.091	.048	.139	.000	.048	.095	-4.2	.1	.1	23	0	0	1	0
PAGAN, E.	GU	T20	.000	.000	.000	.000	.000	.000	.000	-1.5	.0	.0	7	0	0	1	0
SUERO, W.	GU	T20	.000	.000	.000	.000	.000	.000	.000	-1.3	.0	.0	7	0	0	1	1
BREWER, C.	GU	T20	.000	.000	.000	.000	.000	.000	.000	-1.5	.0	.0	6	0	0	0	0
REA, C.	GU	T20	.000	.000	.000	.000	.000	.000	.000	-1.3	.0	.0	5	0	0	0	0
CIMBER, A.	GU	T20	.000	.333	.000	.333	.000	.500	.500	-2	.2	1.8	4	0	0	1	0
HAND, B.	GU	T20	.000	.000	.000	.000	.000	.000	.000	-1.0	.0	.0	4	0	0	0	0
CESSA, L.	GU	T20	.000	.000	.000	.000	.000	.000	.000	-5	.0	.0	3	0	0	1	0
Gunpowder Ironmen			.269	.332	.460	.792	.192	.286	.745	159.7	691.4	5.3	5082	19	38	31	24

20 REASONS PEOPLE LOVE HAMILTON



🇨🇦 **HAMILTON ONTARIO CANADA** 🇨🇦

Hamilton Ehs 2021 Starting Lineup on Opening Day

1-Raimel Tapia, RF 2-Lourdes Gurriel, LF 3-Alec Bohm, 3B 4-Christian Walker, 1B
5-Nick Ahmed, SS 6-Jacob Stallings, C 7-Michael Taylor, CF 8-Jazz Chisholm, 2B
9-Kevin Gausman, P



Ed Hebscher

30 Huntsville Street

Hamilton, Ontario

(289) 308-7534

Edhebscher@gmail.com



18 Pitchers	Tm	Lg	W	L	PCT	SV	ERA	G	GS	CG	SHO	QS	IP	H	R	ER	HR	SO	BB
PONCE, C.	HA	T20	5	0	1.000	0	.78	6	6	2	2	6	46.0	26	4	4	2	28	15
BLEIER, R.	HA	T20	2	1	.667	18	1.61	40	0	0	0	0	44.2	21	8	8	3	29	12
WATSON, T.	HA	T20	9	1	.900	4	2.35	40	0	0	0	0	46.0	28	13	12	4	30	17
GAUSMAN, K.	HA	T20	10	10	.500	0	2.88	21	21	3	2	14	144.0	132	53	46	15	142	41
HERGET, J.	HA	T20	3	2	.600	0	3.14	17	5	1	0	3	48.2	34	22	17	4	43	34
COLE, A.	HA	T20	2	1	.667	2	3.23	44	0	0	0	0	55.2	50	24	20	9	42	19
PLESAC, Z.	HA	T20	8	4	.667	0	3.36	18	18	2	1	12	131.1	99	51	49	22	130	24
GIVENS, M.	HA	T20	3	4	.429	0	3.42	43	0	0	0	0	52.2	47	25	20	8	45	28
LUZARDO, J.	HA	T20	7	7	.500	0	4.20	25	24	3	3	13	150.0	161	75	70	15	156	46
FRY, J.	HA	T20	1	3	.250	0	4.84	26	0	0	0	0	35.1	39	22	19	5	31	16
FEDDE, E.	HA	T20	3	12	.200	0	4.96	23	22	2	0	10	130.2	128	77	72	21	116	40
ANDRIESE, M.	HA	T20	2	6	.250	0	5.48	22	9	0	0	1	64.0	78	44	39	8	71	32
WEBER, R.	HA	T20	2	4	.333	0	5.58	15	9	2	2	4	71.0	74	49	44	16	69	29
FULMER, M.	HA	T20	1	2	.333	1	5.60	8	3	0	0	1	27.1	42	17	17	3	18	10
PATINO, L.	HA	T20	1	5	.167	0	5.88	9	9	0	0	4	49.0	52	35	32	11	54	22
RICHARDS, T.	HA	T20	1	6	.143	1	6.26	14	6	0	0	2	46.0	65	36	32	8	34	12
TEPERA, R.	HA	T20	2	1	.667	1	6.53	22	0	0	0	0	30.1	31	22	22	5	35	14
ADRIANZA, E.	HA	T20	0	1	.000	0	9.00	1	0	0	0	0	2.0	3	2	2	0	3	2
Hamilton Eh's			62	70	.470	27	4.02	394	132	15	10	70	1174.2	1110	579	525	159	1076	413

18 Pitchers	Tm	Lg	SUP/9	R/9	ERA	BF/9	BR/9	H/9	BB/9	SO/9	HR/9	ERPT	OBA	BF	BR	IBB	HB	WP	BK
PONCE, C.	HA	T20	3.5	.78	.78	33.8	8.0	5.1	2.9	5.5	.39	17.0	.167	173	41	0	0	0	0
BLEIER, R.	HA	T20	.0	1.61	1.61	34.1	7.5	4.2	2.4	5.8	.60	12.4	.139	169	37	0	4	1	0
WATSON, T.	HA	T20	.0	2.54	2.35	34.2	9.2	5.5	3.3	5.9	.78	9.0	.179	175	47	0	2	0	0
GAUSMAN, K.	HA	T20	4.1	3.31	2.88	37.1	10.6	8.3	2.3	8.9	.94	19.7	.243	594	169	4	0	1	1
HERGET, J.	HA	T20	4.4	4.07	3.14	39.0	12.6	6.3	6.3	8.0	.74	5.2	.194	211	68	0	0	0	0
COLE, A.	HA	T20	.0	3.88	3.23	38.5	10.7	8.1	2.6	6.8	1.46	5.4	.229	238	66	3	0	1	0
PLESAC, Z.	HA	T20	4.8	3.49	3.36	35.3	8.6	6.8	1.6	8.9	1.51	10.9	.204	515	126	0	3	0	0
GIVENS, M.	HA	T20	.0	4.27	3.42	39.6	12.6	8.0	3.8	7.7	1.37	4.0	.244	232	74	6	5	2	0
LUZARDO, J.	HA	T20	5.0	4.50	4.20	38.3	12.7	9.7	2.8	9.4	.90	-1.6	.277	638	211	0	4	0	1
FRY, J.	HA	T20	.0	5.60	4.84	40.5	13.2	9.9	3.3	7.9	1.27	-2.9	.279	159	52	3	0	1	0
FEDDE, E.	HA	T20	3.5	5.30	4.96	38.8	11.9	8.8	2.8	8.0	1.45	-12.4	.251	563	173	0	5	4	0
ANDRIESE, M.	HA	T20	3.1	6.19	5.48	42.5	15.5	11.0	4.2	10.0	1.13	-9.8	.298	302	110	2	2	0	0
WEBER, R.	HA	T20	3.3	6.21	5.58	40.3	13.4	9.4	3.5	8.7	2.03	-11.6	.265	318	106	1	4	2	0
FULMER, M.	HA	T20	.3	5.60	5.60	41.8	17.5	13.8	3.3	5.9	.99	-4.5	.368	127	53	0	1	0	0
PATINO, L.	HA	T20	3.9	6.43	5.88	39.9	13.4	9.6	3.9	9.9	2.02	-9.6	.277	217	73	1	0	3	0
RICHARDS, T.	HA	T20	1.2	7.04	6.26	42.3	14.7	12.7	2.0	6.7	1.57	-11.0	.323	216	75	2	0	0	0
TEPERA, R.	HA	T20	.0	6.53	6.53	40.4	13.6	9.2	3.9	10.4	1.48	-8.2	.261	136	46	1	2	3	0
ADRIANZA, E.	HA	T20	.0	9.00	9.00	54.0	27.0	13.5	9.0	13.5	.00	-1.1	.333	12	6	0	1	0	0
Hamilton Eh's			3.0	4.44	4.02	38.3	11.7	8.5	3.0	8.2	1.22	10.9	.248	4995	1533	23	33	18	2

35 Players	Tm	Lg	AVG	G	AB	R	H	2B	3B	HR	TB	RBI	SO	BB	ASB	SB	CS	SBP	GDP
MARISNICK, J.	HA	T20	.367	50	79	17	29	10	1	6	59	21	27	6	0	0	0	-	0
GURRIEL, L.	HA	T20	.320	118	500	81	160	27	2	22	257	71	112	22	11	9	2	81.8	16
BOHM, A.	HA	T20	.318	101	368	47	117	19	0	6	154	48	76	35	4	3	1	75.0	7
TAPIA, R.	HA	T20	.308	112	416	62	128	20	3	2	160	36	81	36	27	24	3	88.9	2
WALKER, C.	HA	T20	.287	124	460	59	132	46	0	23	247	85	89	33	2	2	0	100.0	14
TAYLOR, M.	HA	T20	.281	68	192	35	54	16	0	15	115	43	42	11	2	1	1	50.0	5
MORAN, C.	HA	T20	.262	92	191	28	50	10	0	15	105	32	52	15	0	0	0	-	10
AHMED, N.	HA	T20	.248	116	460	59	114	18	0	10	162	32	116	31	9	6	3	66.7	7
CASTRO, S.	HA	T20	.248	56	101	12	25	7	1	2	40	10	24	5	0	0	0	-	1
BARNES, A.	HA	T20	.244	81	201	21	49	6	0	1	58	10	62	25	5	4	1	80.0	5
KINGERY, S.	HA	T20	.207	56	116	16	24	2	0	7	47	19	36	5	0	0	0	-	1
DUGGAR, S.	HA	T20	.200	40	105	8	21	8	0	0	29	5	31	6	3	3	0	100.0	5
PLESAC, Z.	HA	T20	.200	18	40	4	8	0	0	0	8	3	14	3	0	0	0	-	0
CHISHOLM, J.	HA	T20	.196	116	362	44	71	8	5	11	122	33	110	35	19	9	10	47.4	4
STALLINGS, J.	HA	T20	.190	83	279	30	53	8	0	10	91	36	83	40	0	0	0	-	3
OSUNA, J.	HA	T20	.189	50	95	8	18	5	0	4	35	13	29	4	0	0	0	-	2
WEBER, R.	HA	T20	.182	15	22	2	4	0	0	0	4	0	7	0	0	0	0	-	0
POLANCO, G.	HA	T20	.175	71	229	23	40	8	1	13	89	40	92	18	4	3	1	75.0	4
FULMER, M.	HA	T20	.167	8	6	0	1	0	0	0	1	1	2	0	0	0	0	-	0
ADRIANZA, E.	HA	T20	.123	62	122	10	15	7	0	0	22	4	34	19	0	0	0	-	4
GAUSMAN, K.	HA	T20	.093	21	43	2	4	0	0	0	4	2	20	4	0	0	0	-	0
HERGET, J.	HA	T20	.083	17	12	0	1	0	0	0	1	0	5	1	0	0	0	-	0
PATINO, L.	HA	T20	.077	9	13	0	1	1	0	0	2	0	3	1	0	0	0	-	0
RICHARDS, T.	HA	T20	.077	14	13	0	1	0	0	0	1	0	7	0	0	0	0	-	1
ANDRIESE, M.	HA	T20	.071	22	14	1	1	0	0	0	1	0	3	0	0	0	0	-	0
FEDDE, E.	HA	T20	.059	23	34	1	2	0	0	0	2	0	16	3	0	0	0	-	0
LUZARDO, J.	HA	T20	.022	25	46	2	1	0	0	0	1	0	19	1	0	0	0	-	0
PONCE, C.	HA	T20	.000	6	14	0	0	0	0	0	0	0	7	0	0	0	0	-	0
FRY, J.	HA	T20	.000	26	3	0	0	0	0	0	0	0	1	0	0	0	0	-	0
COLE, A.	HA	T20	.000	44	1	0	0	0	0	0	0	0	0	0	0	0	0	-	0
GIVENS, M.	HA	T20	-	43	0	0	0	0	0	0	0	0	0	1	0	0	0	-	0
ODOM, J.	HA	T20	.000	3	1	0	0	0	0	0	0	0	1	0	0	0	0	-	0
WATSON, T.	HA	T20	.000	40	1	0	0	0	0	0	0	0	0	0	0	0	0	-	0
BLEIER, R.	HA	T20	-	40	0	0	0	0	0	0	0	0	0	0	0	0	0	-	0
TEPERA, R.	HA	T20	-	22	0	0	0	0	0	0	0	0	0	0	0	0	0	-	0
Hamilton Eh's			.248	1792	4539	572	1124	226	13	147	1817	544	1201	360	86	64	22	74.4	91

35 Players	Tm	Lg	AVG	OBP	SLG	OPS	ISO	SECA	TA	RCON	RC	RC/G	PA	IBB	HBP	SH	SF
MARISNICK, J.	HA	T20	.367	.412	.747	1.159	.380	.456	1.300	12.4	24.9	13.5	85	0	0	0	0
GURRIEL, L.	HA	T20	.320	.347	.514	.861	.194	.252	.804	28.3	83.9	6.3	525	1	0	0	3
BOHM, A.	HA	T20	.318	.379	.418	.798	.101	.201	.749	15.7	59.2	6.1	406	4	2	0	1
TAPIA, R.	HA	T20	.308	.367	.385	.752	.077	.214	.761	15.5	65.0	6.0	455	0	3	0	0
WALKER, C.	HA	T20	.287	.337	.537	.874	.250	.326	.833	28.5	79.8	6.3	498	2	3	0	2
TAYLOR, M.	HA	T20	.281	.324	.599	.923	.318	.375	.910	14.5	36.2	6.5	213	0	4	0	6
MORAN, C.	HA	T20	.262	.319	.550	.869	.288	.366	.801	10.5	29.5	5.3	207	1	1	0	0
AHMED, N.	HA	T20	.248	.297	.352	.649	.104	.178	.562	-8.0	47.9	3.6	492	0	1	0	0
CASTRO, S.	HA	T20	.248	.280	.396	.676	.149	.198	.584	-1.0	11.3	3.9	107	0	0	0	1
BARNES, A.	HA	T20	.244	.349	.289	.637	.045	.184	.601	-1.0	22.4	3.8	235	0	8	0	1
KINGERY, S.	HA	T20	.207	.240	.405	.645	.198	.241	.559	-3.0	11.2	3.2	123	0	0	2	0
DUGGAR, S.	HA	T20	.200	.243	.276	.519	.076	.162	.427	-5.7	6.4	1.9	111	0	0	0	0
PLESAC, Z.	HA	T20	.200	.256	.200	.456	.000	.075	.344	-3.3	2.5	1.9	47	0	0	4	0
CHISHOLM, J.	HA	T20	.196	.281	.337	.618	.141	.235	.570	-13.3	33.9	3.0	406	3	8	0	1
STALLINGS, J.	HA	T20	.190	.291	.326	.617	.136	.280	.572	-6.8	28.6	3.4	320	1	0	0	1
OSUNA, J.	HA	T20	.189	.222	.368	.591	.179	.221	.494	-4.2	7.3	2.5	99	0	0	0	0
WEBER, R.	HA	T20	.182	.182	.182	.364	.000	.000	.222	-2.7	.8	1.1	24	0	0	2	0
POLANCO, G.	HA	T20	.175	.239	.389	.628	.214	.301	.577	-6.5	21.2	2.9	251	1	2	0	2
FULMER, M.	HA	T20	.167	.167	.167	.333	.000	.000	.200	-.8	.2	1.0	7	0	0	1	0
ADRIANZA, E.	HA	T20	.123	.241	.180	.421	.057	.213	.369	-11.2	5.7	1.4	141	0	0	0	0
GAUSMAN, K.	HA	T20	.093	.170	.093	.263	.000	.093	.205	-6.6	1.1	.7	51	0	0	4	0
HERGET, J.	HA	T20	.083	.154	.083	.237	.000	.083	.182	-2.0	.3	.6	14	0	0	1	0
PATINO, L.	HA	T20	.077	.143	.154	.297	.077	.154	.250	-1.9	.4	.8	16	0	0	2	0
RICHARDS, T.	HA	T20	.077	.077	.077	.154	.000	.000	.077	-2.5	.0	.0	15	0	0	2	0
ANDRIESE, M.	HA	T20	.071	.071	.071	.143	.000	.000	.077	-2.8	.2	.3	18	0	0	4	0
FEDDE, E.	HA	T20	.059	.135	.059	.194	.000	.088	.156	-6.1	.7	.5	43	0	0	6	0
LUZARDO, J.	HA	T20	.022	.043	.022	.064	.000	.022	.044	-10.5	.2	.1	54	0	0	7	0
PONCE, C.	HA	T20	.000	.000	.000	.000	.000	.000	.000	-3.5	.0	.0	16	0	0	2	0
FRY, J.	HA	T20	.000	.000	.000	.000	.000	.000	.000	-.8	.0	.0	3	0	0	0	0
COLE, A.	HA	T20	.000	.000	.000	.000	.000	.000	.000	-.3	.0	.0	2	0	0	1	0
GIVENS, M.	HA	T20	-	1.000	-	-	-	-	-	.3	.4	10.5	2	0	0	1	0
ODOM, J.	HA	T20	.000	.000	.000	.000	.000	.000	.000	-.3	.0	.0	1	0	0	0	0
WATSON, T.	HA	T20	.000	.000	.000	.000	.000	.000	.000	-.3	.0	.0	1	0	0	0	0
BLEIER, R.	HA	T20	-	-	-	-	-	-	-	.0	-	-	0	0	0	0	0
TEPERA, R.	HA	T20	-	-	-	-	-	-	-	.0	-	-	0	0	0	0	0
Hamilton Eh's			.248	.306	.400	.707	.153	.241	.644	20.9	556.5	4.2	4988	13	32	39	18


HEREFORD

Highlanders Baseball



HEREFORD HIGHLANDERS 2021 Opening Day Starting Lineup

1-Nick Solak, 2B 2-Manny Machado, 3B 3-Franmil Reyes, LF 4-Pete Alonso, 1B
5-Manuel Margot, RF 6-Lewis Brinson, CF 7-Javier Baez, SS 8-Mike Zunino, C
9-Sean Manaea, P



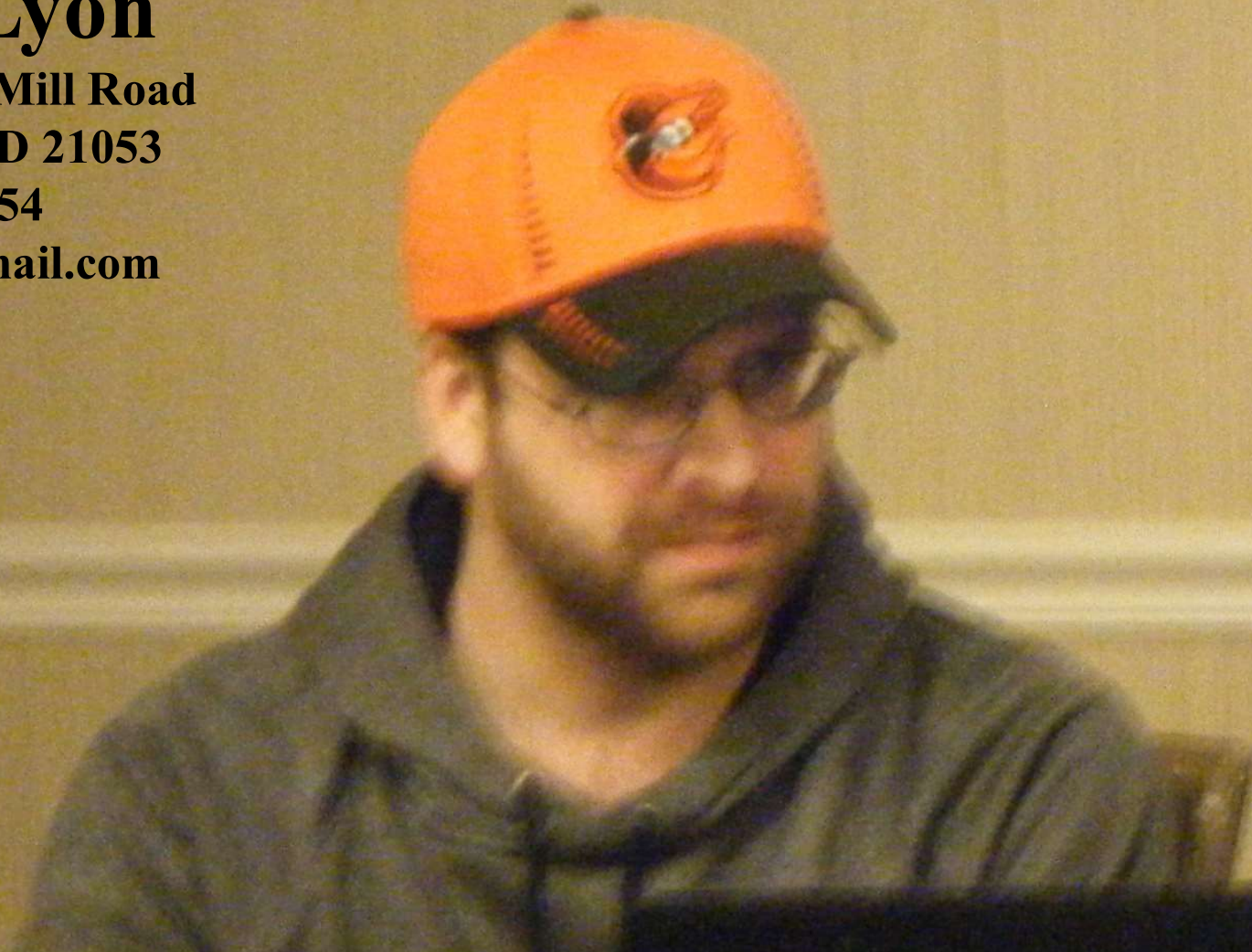
Steve Lyon

20345 Gore Mill Road

Freeland, MD 21053

(443) 421-6654

lyon109@gmail.com



17 Pitchers	Tm	Lg	W	L	PCT	SV	ERA	G	GS	CG	SHO	QS	IP	H	R	ER	HR	SO	BB
DIAZ, I.	HH	T20	0	0	-	0	.00	1	0	0	0	0	1.0	0	0	0	0	0	3
ANDERSON, I.	HH	T20	1	5	.167	0	3.32	6	6	1	0	3	43.1	30	19	16	8	48	11
JANSEN, K.	HH	T20	2	5	.286	3	3.64	39	0	0	0	0	59.1	45	26	24	13	70	28
ALEXANDER, S.	HH	T20	0	2	.000	2	3.90	17	0	0	0	0	32.1	27	18	14	4	21	15
MANAEA, S.	HH	T20	5	8	.385	0	4.12	19	16	3	2	8	111.1	115	55	51	16	86	25
SMITH, W.	HH	T20	1	1	.500	0	4.19	19	0	0	0	0	38.2	43	19	18	6	34	12
WACHA, M.	HH	T20	5	8	.385	0	5.41	22	20	4	0	8	123.0	161	79	74	27	119	26
BIELAK, B.	HH	T20	4	6	.400	0	5.56	24	12	4	1	5	98.2	110	68	61	15	91	44
IGLESIAS, R.	HH	T20	4	2	.667	5	5.57	33	0	0	0	0	51.2	55	32	32	7	44	16
HARVEY, M.	HH	T20	2	16	.111	0	5.58	22	20	2	1	8	119.1	138	84	74	35	112	51
DOOLITTLE, S.	HH	T20	2	2	.500	0	5.68	33	0	0	0	0	69.2	82	50	44	17	65	21
SMITH, C.	HH	T20	2	4	.333	0	5.89	8	5	1	0	1	36.2	39	28	24	5	36	25
SKUBAL, T.	HH	T20	4	13	.235	0	6.36	25	21	2	0	5	121.2	157	96	86	26	121	55
KREMER, D.	HH	T20	2	4	.333	0	6.94	7	7	0	0	3	36.1	46	30	28	4	44	17
JAMES, J.	HH	T20	3	9	.250	0	6.97	16	12	3	1	3	72.1	96	73	56	18	81	44
BETANCES, D.	HH	T20	0	0	-	0	8.14	36	0	0	0	0	76.1	120	76	69	12	71	51
TOUSSAINT, T.	HH	T20	1	9	.100	0	9.69	20	13	0	0	2	69.2	113	85	75	31	67	29
Hereford Highlanders			38	94	.288	10	5.78	347	132	20	5	46	1161.1	1377	838	746	244	1110	473


17 Pitchers	Tm	Lg	SUP/9	R/9	ERA	BF/9	BR/9	H/9	BB/9	SO/9	HR/9	ERPT	OBA	BF	BR	IBB	HB	WP	BK
DIAZ, I.	HH	T20	.0	.00	.00	54.0	27.0	.0	27.0	.0	.00	.5	.000	6	3	0	0	0	0
ANDERSON, I.	HH	T20	3.5	3.95	3.32	35.7	8.7	6.2	2.1	10.0	1.66	3.8	.190	172	42	1	2	0	0
JANSEN, K.	HH	T20	.0	3.94	3.64	38.4	10.8	6.8	3.6	10.6	1.97	3.1	.202	253	71	4	2	0	0
ALEXANDER, S.	HH	T20	.0	5.01	3.90	37.9	11.7	7.5	4.2	5.8	1.11	.8	.227	136	42	0	0	0	0
MANAEA, S.	HH	T20	2.4	4.45	4.12	37.8	11.6	9.3	1.9	7.0	1.29	-.2	.266	468	144	2	6	1	0
SMITH, W.	HH	T20	.0	4.42	4.19	39.1	12.8	10.0	2.3	7.9	1.40	-.4	.285	168	55	2	2	0	0
WACHA, M.	HH	T20	5.3	5.78	5.41	39.5	14.0	11.8	1.9	8.7	1.98	-17.9	.322	540	192	0	5	1	0
BIELAK, B.	HH	T20	4.0	6.20	5.56	40.8	14.1	10.0	3.8	8.3	1.37	-16.0	.278	447	155	2	3	0	0
IGLESIAS, R.	HH	T20	.0	5.57	5.57	38.7	12.2	9.6	1.9	7.7	1.22	-8.4	.278	222	70	5	4	0	0
HARVEY, M.	HH	T20	2.0	6.34	5.58	40.8	14.3	10.4	3.8	8.4	2.64	-19.6	.284	541	189	0	0	0	0
DOOLITTLE, S.	HH	T20	.0	6.46	5.68	39.9	12.8	10.6	2.1	8.4	2.20	-12.2	.289	309	99	5	1	0	0
SMITH, C.	HH	T20	3.4	6.87	5.89	42.5	15.0	9.6	5.4	8.8	1.23	-7.3	.271	173	61	3	0	0	0
SKUBAL, T.	HH	T20	3.0	7.10	6.36	42.0	16.3	11.6	4.0	9.0	1.92	-30.5	.317	568	220	1	9	0	0
KREMER, D.	HH	T20	4.0	7.43	6.94	42.1	15.6	11.4	4.2	10.9	.99	-11.4	.309	170	63	0	0	0	0
JAMES, J.	HH	T20	5.2	9.08	6.97	45.2	18.2	11.9	5.4	10.1	2.24	-23.0	.314	363	146	1	7	0	0
BETANCES, D.	HH	T20	.0	8.96	8.14	46.6	19.6	14.1	5.3	8.4	1.41	-34.2	.357	395	166	6	1	6	0
TOUSSAINT, T.	HH	T20	3.7	10.98	9.69	45.1	18.7	14.6	3.7	8.7	4.00	-43.2	.365	349	145	0	3	3	0
Hereford Highlanders			2.6	6.49	5.78	40.9	14.4	10.7	3.4	8.6	1.89	-216.2	.294	5280	1863	32	45	11	0

34 Players	Tm	Lg	AVG	G	AB	R	H	2B	3B	HR	TB	RBI	SO	BB	ASB	SB	CS	SBP	GDP
MACHADO, M.	HH	T20	.320	108	384	64	123	16	1	29	228	69	58	35	15	13	2	86.7	15
JAMES, J.	HH	T20	.304	16	23	4	7	1	0	1	11	5	7	3	0	0	0	-	0
BART, J.	HH	T20	.286	80	262	27	75	13	6	0	100	15	102	7	0	0	0	-	1
BRINSON, L.	HH	T20	.275	59	182	19	50	17	0	4	79	20	40	5	11	11	0	100.0	3
URIAS, L.	HH	T20	.269	77	260	21	70	18	2	0	92	23	63	22	6	3	3	50.0	6
RILEY, A.	HH	T20	.267	61	176	28	47	11	0	7	79	20	35	19	0	0	0	-	7
MARGOT, M.	HH	T20	.260	75	200	19	52	12	0	0	64	9	42	17	17	13	4	76.5	6
REYES, F.	HH	T20	.255	124	478	58	122	11	0	18	187	54	153	45	3	3	0	100.0	16
SOLAK, N.	HH	T20	.254	107	405	37	103	15	0	1	121	17	72	41	10	10	0	100.0	3
ANDERSON, I.	HH	T20	.250	6	8	2	2	0	0	0	2	0	1	3	0	0	0	-	0
ALONSO, P.	HH	T20	.237	127	490	61	116	9	1	44	259	103	146	37	0	0	0	-	13
NAYLOR, J.	HH	T20	.230	102	204	19	47	3	3	2	62	13	28	14	1	1	0	100.0	2
IGLESIAS, R.	HH	T20	.222	33	9	0	2	0	0	0	2	0	1	1	0	0	0	-	0
ZUNINO, M.	HH	T20	.212	37	104	13	22	7	2	4	45	14	43	15	0	0	0	-	3
GARCIA, J.	HH	T20	.205	27	88	8	18	0	0	0	18	6	30	3	2	1	1	50.0	2
UPTON, J.	HH	T20	.188	57	181	24	34	5	0	14	81	26	47	9	1	0	1	.0	9
HARVEY, M.	HH	T20	.182	22	33	2	6	1	0	0	7	4	11	1	0	0	0	-	1
DOOLITTLE, S.	HH	T20	.182	33	11	1	2	0	0	0	2	1	2	1	0	0	0	-	0
BAEZ, J.	HH	T20	.176	108	410	38	72	23	1	16	145	38	142	16	3	2	1	66.7	11
DIAZ, I.	HH	T20	.164	44	146	7	24	0	0	0	24	3	44	0	0	0	0	-	2
TOUSSAINT, T.	HH	T20	.150	20	20	1	3	0	0	0	3	0	5	1	0	0	0	-	0
CHIRINOS, R.	HH	T20	.147	32	95	10	14	2	1	3	27	9	33	9	0	0	0	-	4
PINDER, C.	HH	T20	.143	20	49	5	7	2	0	0	9	0	12	4	0	0	0	-	2
BETANCES, D.	HH	T20	.125	36	16	0	2	0	0	0	2	0	5	0	0	0	0	-	0
MANAEA, S.	HH	T20	.121	19	33	2	4	2	0	0	6	0	11	1	0	0	0	-	0
THOMAS, L.	HH	T20	.115	24	78	5	9	4	0	1	16	7	33	3	0	0	0	-	0
SKUBAL, T.	HH	T20	.108	25	37	2	4	0	0	1	7	2	9	2	0	0	0	-	0
KREMER, D.	HH	T20	.083	7	12	2	1	0	0	0	1	0	1	1	0	0	0	-	0
WACHA, M.	HH	T20	.075	22	40	4	3	0	0	0	3	2	19	6	0	0	0	-	0
BIELAK, B.	HH	T20	.065	24	31	1	2	1	0	0	3	0	5	1	0	0	0	-	0
SMITH, C.	HH	T20	.000	8	10	0	0	0	0	0	0	0	2	1	0	0	0	-	0
SMITH, W.	HH	T20	.000	19	7	0	0	0	0	0	0	0	2	0	0	0	0	-	0
ALEXANDER, S.	HH	T20	.000	17	5	0	0	0	0	0	0	0	2	0	0	0	0	-	0
JANSEN, K.	HH	T20	.000	39	3	0	0	0	0	0	0	0	2	1	0	0	0	-	0
Hereford Highlanders			.232	1615	4490	484	1043	173	17	145	1685	460	1208	324	69	57	12	82.6	106

34 Players	Tm	Lg	AVG	OBP	SLG	OPS	ISO	SECA	TA	RCON	RC	RC/G	PA	IBB	HBP	SH	SF
MACHADO, M.	HH	T20	.320	.378	.594	.971	.273	.393	.996	39.2	82.4	8.0	421	1	1	0	1
JAMES, J.	HH	T20	.304	.385	.478	.863	.174	.304	.875	1.5	4.5	7.6	26	0	0	0	0
BART, J.	HH	T20	.286	.333	.382	.715	.095	.122	.633	1.8	34.7	5.0	282	1	12	0	1
BRINSON, L.	HH	T20	.275	.291	.434	.725	.159	.247	.704	4.5	24.0	4.7	189	0	0	0	2
URIAS, L.	HH	T20	.269	.324	.354	.678	.085	.169	.588	-1.7	29.3	3.9	284	0	0	0	2
RILEY, A.	HH	T20	.267	.338	.449	.787	.182	.290	.721	6.0	25.4	5.0	195	0	0	0	0
MARGOT, M.	HH	T20	.260	.318	.320	.638	.060	.190	.595	-1.9	20.4	3.5	217	0	0	0	0
REYES, F.	HH	T20	.255	.322	.391	.713	.136	.236	.637	4.2	58.4	4.2	525	1	2	0	0
SOLAK, N.	HH	T20	.254	.325	.299	.624	.044	.170	.570	-4.9	43.9	3.9	449	0	2	0	1
ANDERSON, I.	HH	T20	.250	.455	.250	.705	.000	.375	.833	.4	1.6	4.7	14	0	0	3	0
ALONSO, P.	HH	T20	.237	.297	.529	.825	.292	.367	.780	19.0	73.8	5.1	536	3	6	0	3
NAYLOR, J.	HH	T20	.230	.286	.304	.590	.074	.147	.497	-7.5	18.5	3.1	220	0	2	0	0
IGLESIAS, R.	HH	T20	.222	.300	.222	.522	.000	.111	.429	-5	.8	2.5	12	0	0	2	0
ZUNINO, M.	HH	T20	.212	.317	.433	.749	.221	.365	.718	2.2	14.2	4.5	120	2	1	0	0
GARCIA, J.	HH	T20	.205	.228	.205	.433	.000	.034	.301	-8.5	3.8	1.4	92	1	0	0	1
UPTON, J.	HH	T20	.188	.232	.448	.679	.260	.304	.586	-3.2	15.3	2.6	194	0	2	0	2
HARVEY, M.	HH	T20	.182	.206	.212	.418	.030	.061	.286	-3.3	1.5	1.2	39	0	0	5	0
DOOLITTLE, S.	HH	T20	.182	.231	.182	.413	.000	.091	.333	-1.0	.6	1.7	13	0	0	0	1
BAEZ, J.	HH	T20	.176	.206	.354	.560	.178	.220	.469	-22.4	27.2	2.1	432	2	1	0	5
DIAZ, I.	HH	T20	.164	.164	.164	.329	.000	.000	.194	-19.5	3.6	.8	146	0	0	0	0
TOUSSAINT, T.	HH	T20	.150	.190	.150	.340	.000	.050	.235	-2.5	.7	1.0	22	0	0	1	0
CHIRINOS, R.	HH	T20	.147	.221	.284	.505	.137	.232	.424	-6.8	5.4	1.7	104	0	0	0	0
PINDER, C.	HH	T20	.143	.208	.184	.391	.041	.122	.295	-5.3	1.7	1.0	53	0	0	0	0
BETANCES, D.	HH	T20	.125	.125	.125	.250	.000	.000	.143	-2.6	.3	.5	16	0	0	0	0
MANAEA, S.	HH	T20	.121	.147	.182	.329	.061	.091	.241	-4.4	1.0	.9	35	0	0	1	0
THOMAS, L.	HH	T20	.115	.148	.205	.353	.090	.128	.275	-9.8	2.5	1.0	81	0	0	0	0
SKUBAL, T.	HH	T20	.108	.154	.189	.343	.081	.135	.273	-4.8	1.3	1.0	42	0	0	3	0
KREMER, D.	HH	T20	.083	.154	.083	.237	.000	.083	.182	-2.0	.2	.5	13	0	0	0	0
WACHA, M.	HH	T20	.075	.196	.075	.271	.000	.150	.243	-5.9	1.3	.8	51	0	0	5	0
BIELAK, B.	HH	T20	.065	.094	.097	.191	.032	.065	.138	-5.7	.4	.3	34	0	0	2	0
SMITH, C.	HH	T20	.000	.091	.000	.091	.000	.100	.100	-2.2	.1	.2	12	0	0	1	0
SMITH, W.	HH	T20	.000	.000	.000	.000	.000	.000	.000	-1.8	.0	.0	7	0	0	0	0
ALEXANDER, S.	HH	T20	.000	.000	.000	.000	.000	.000	.000	-1.3	.0	.0	5	0	0	0	0
JANSEN, K.	HH	T20	.000	.250	.000	.250	.000	.333	.333	-4	.2	1.1	5	0	0	1	0
Hereford Highlanders			.232	.287	.375	.662	.143	.225	.588	-50.9	477.6	3.6	4886	11	29	24	19

ATLANTIC

DIVISION




FARMINGTON

RIVER RATS



**FARMINGTON
RIVER RATS**
2021 Opening Day
Starting Lineup

1-Adalberto Mondesi, SS 2-Mark Canha, RF 3-Nelson Cruz, LF
4-Salvador Perez, C 5-George Springer, CF 6-Alex Bregman, 3B
7-Freddy Galvis, 2B 8-Yuli Gurriel, 1B 9-Max Fried, P



Mike Mancini

**40 Cope Farms Road
Farmington, CT 06032
(860) 674-8378
bubs922@comcast.net**



19 Pitchers	Tm	Lg	W	L	PCT	SV	ERA	G	GS	CG	SHO	QS	IP	H	R	ER	HR	SO	BB
GALLEGOS, G.	FR	T20	1	0	1.000	0	.00	10	0	0	0	0	16.0	9	0	0	0	22	3
KOLAREK, A.	FR	T20	3	2	.600	1	1.48	41	0	0	0	0	42.2	24	9	7	3	33	15
PARKER, B.	FR	T20	0	0	-	1	1.59	14	2	0	0	1	28.1	14	6	5	1	34	11
GARCIA, J.	FR	T20	3	2	.600	36	1.61	51	0	0	0	0	44.2	23	8	8	2	28	17
SORIA, J.	FR	T20	2	2	.500	0	1.97	35	0	0	0	0	45.2	35	13	10	4	42	14
FRIED, M.	FR	T20	17	2	.895	0	2.51	22	22	0	0	18	147.0	69	41	41	21	130	62
KERSHAW, C.	FR	T20	13	5	.722	0	2.86	24	24	2	2	16	144.2	88	47	46	13	125	21
LAKINS, T.	FR	T20	2	0	1.000	2	2.93	45	0	0	0	0	61.1	51	21	20	6	50	19
FLORO, D.	FR	T20	2	4	.333	2	3.10	48	0	0	0	0	58.0	43	22	20	8	35	21
ZIMMER, K.	FR	T20	4	4	.500	6	3.14	35	2	0	0	0	48.2	27	26	17	6	52	14
STRAHM, M.	FR	T20	6	3	.667	1	3.47	36	0	0	0	0	49.1	41	19	19	7	33	9
GRAY, S.	FR	T20	9	6	.600	0	3.50	22	22	0	0	9	123.1	127	56	48	12	134	52
KELLY, M.	FR	T20	7	2	.778	0	3.84	14	14	1	1	8	79.2	60	34	34	15	79	26
HILL, R.	FR	T20	6	1	.857	0	3.84	16	16	0	0	6	89.0	69	42	38	12	82	31
MAZZA, C.	FR	T20	7	1	.875	0	3.92	15	15	0	0	4	80.1	88	38	35	9	72	21
STAUMONT, J.	FR	T20	3	1	.750	0	4.95	47	0	0	0	0	60.0	49	33	33	9	63	29
ESHELMAN, T.			1	2	.333	0	6.59	5	3	0	0	1	13.2	15	12	10	2	7	3
ODORIZZI, J.			4	5	.444	0	8.22	12	12	0	0	2	58.0	93	56	53	20	46	24
MARTINEZ, C.	FR	T20	0	0	-	0	8.64	10	0	0	0	0	25.0	39	27	24	5	27	12
Farmington Rats			90	42	.682	49	3.47	502	132	3	3	65	1215.1	964	510	468	155	1094	404

19 Pitchers	Tm	Lg	SUP/9	R/9	ERA	BF/9	BR/9	H/9	BB/9	SO/9	HR/9	ERPT	OBA	BF	BR	IBB	HB	WP	BK
GALLEGOS, G.	FR	T20	.0	.00	.00	33.8	6.2	5.1	1.1	12.4	.00	7.3	.161	60	11	1	0	0	0
KOLAREK, A.	FR	T20	.0	1.90	1.48	34.8	7.0	5.1	1.9	7.0	.63	12.5	.161	165	33	6	0	1	0
PARKER, B.	FR	T20	1.6	1.91	1.59	34.6	7.9	4.4	3.5	10.8	.32	7.9	.143	109	25	0	0	0	0
GARCIA, J.	FR	T20	.0	1.61	1.61	34.1	8.3	4.6	3.0	5.6	.40	12.4	.155	169	41	2	3	0	0
SORIA, J.	FR	T20	.0	2.56	1.97	36.7	9.5	6.9	2.6	8.3	.79	10.8	.205	186	48	1	0	0	0
FRIED, M.	FR	T20	6.8	2.51	2.51	35.0	8.4	4.2	3.8	8.0	1.29	26.1	.138	572	137	0	6	1	0
KERSHAW, C.	FR	T20	5.5	2.92	2.86	33.3	7.0	5.5	1.3	7.8	.81	20.0	.175	535	113	0	4	0	0
LAKINS, T.	FR	T20	.0	3.08	2.93	37.6	10.6	7.5	2.8	7.3	.88	8.0	.222	256	72	0	2	2	0
FLORO, D.	FR	T20	.0	3.41	3.10	36.2	9.0	6.7	2.3	5.4	1.24	6.5	.205	233	58	6	0	3	0
ZIMMER, K.	FR	T20	.9	4.81	3.14	34.8	7.6	5.0	2.4	9.6	1.11	5.2	.159	188	41	1	1	0	0
STRAHM, M.	FR	T20	.0	3.47	3.47	35.8	9.5	7.5	1.5	6.0	1.28	3.5	.223	196	52	1	3	1	0
GRAY, S.	FR	T20	5.0	4.09	3.50	39.8	13.3	9.3	3.6	9.8	.88	8.3	.266	545	182	2	5	2	0
KELLY, M.	FR	T20	7.5	3.84	3.84	36.6	9.7	6.8	2.8	8.9	1.69	2.3	.203	324	86	1	1	0	0
HILL, R.	FR	T20	5.8	4.25	3.84	37.1	10.4	7.0	3.1	8.3	1.21	2.6	.212	367	103	0	3	2	0
MAZZA, C.	FR	T20	5.4	4.26	3.92	38.8	12.7	9.9	2.4	8.1	1.01	1.7	.278	346	113	0	4	1	0
STAUMONT, J.	FR	T20	.0	4.95	4.95	38.1	12.2	7.3	4.3	9.4	1.35	-5.6	.223	254	81	0	3	2	0
ESHELMAN, T.			1.3	7.90	6.59	40.8	13.8	9.9	2.0	4.6	1.32	-3.8	.268	62	21	0	3	1	0
ODORIZZI, J.	FR	T20	6.8	8.69	8.22	44.1	18.5	14.4	3.7	7.1	3.10	-26.5	.368	284	119	0	2	0	0
MARTINEZ, C.	FR	T20	.0	9.72	8.64	45.7	18.4	14.0	4.3	9.7	1.80	-12.6	.339	127	51	0	0	0	0
Farmington Rats			3.7	3.78	3.47	36.9	10.3	7.1	2.8	8.1	1.15	86.5	.215	4978	1387	21	40	16	0

36 Players	Tm	Lg	AVG	G	AB	R	H	2B	3B	HR	TB	RBI	SO	BB	ASB	SB	CS	SBP	GDP
GALLEGOS, G.	FR	T20	1.000	10	1	0	1	0	0	0	1	0	0	0	0	0	0	-	0
ESHELMAN, T.			.500	5	2	0	1	0	1	0	3	0	1	0	0	0	0	-	0
ARRAEZ, L.	FR	T20	.361	75	244	39	88	30	0	0	118	27	24	9	0	0	0	-	3
PEREZ, S.	FR	T20	.356	84	309	55	110	25	0	22	201	58	63	14	1	1	0	100.0	8
LAKINS, T.	FR	T20	.333	45	3	0	1	0	0	0	1	2	1	2	0	0	0	-	0
CHOI, J.	FR	T20	.323	47	96	18	31	12	0	3	52	16	23	12	0	0	0	-	1
HOSMER, E.	FR	T20	.308	92	289	40	89	20	0	16	157	56	54	14	4	2	2	50.0	5
BREGMAN, A.	FR	T20	.292	106	318	77	93	28	5	19	188	58	56	57	1	1	0	100.0	4
MONDESI, A.	FR	T20	.283	118	467	81	132	18	1	18	206	55	150	25	40	32	8	80.0	2
GURRIEL, Y.	FR	T20	.278	88	176	20	49	8	0	5	72	20	19	9	1	0	1	.0	5
CRUZ, N.	FR	T20	.271	113	388	70	105	10	0	35	220	86	119	51	0	0	0	-	14
HIGASHIOKA, K.	FR	T20	.269	77	93	11	25	2	0	7	48	24	17	0	1	1	0	100.0	3
GALVIS, F.	FR	T20	.255	100	302	31	77	15	0	13	131	45	56	18	0	0	0	-	8
CANHA, M.	FR	T20	.251	94	283	47	71	18	2	13	132	44	75	38	2	2	0	100.0	1
PARKER, B.	FR	T20	.250	14	4	0	1	0	0	0	1	0	2	1	0	0	0	-	0
SPRINGER, G.	FR	T20	.241	110	410	77	99	10	4	33	216	77	88	51	1	0	1	.0	8
ROSARIO, E.	FR	T20	.235	114	374	66	88	10	2	20	162	51	71	32	8	7	1	87.5	6
La STELLA, T.	FR	T20	.231	94	229	27	53	11	3	5	85	24	16	35	1	1	0	100.0	7
FRIED, M.	FR	T20	.226	22	53	4	12	4	0	0	16	8	11	1	0	0	0	-	0
CASTRO, J.	FR	T20	.201	63	164	22	33	20	0	4	65	22	67	26	0	0	0	-	2
KELLY, M.	FR	T20	.194	14	31	2	6	0	0	0	6	3	8	1	0	0	0	-	0
ROBLES, V.	FR	T20	.185	95	151	24	28	3	1	3	42	17	39	8	13	12	1	92.3	1
ESTRADA, T.	FR	T20	.155	57	97	10	15	0	0	4	27	10	45	3	0	0	0	-	1
KERSHAW, C.	FR	T20	.143	24	42	3	6	1	0	0	7	2	14	4	0	0	0	-	0
MAZZA, C.	FR	T20	.143	15	21	1	3	0	0	0	3	1	10	4	0	0	0	-	0
ODORIZZI, J.	FR	T20	.125	12	16	1	2	0	0	0	2	1	6	2	0	0	0	-	0
GRAY, S.	FR	T20	.122	22	41	2	5	0	0	0	5	3	13	2	0	0	0	-	0
HILL, R.	FR	T20	.000	16	28	0	0	0	0	0	0	1	11	2	0	0	0	-	0
MARTINEZ, C.	FR	T20	.000	10	6	0	0	0	0	0	0	1	4	0	0	0	0	-	0
ZIMMER, K.	FR	T20	.000	35	2	0	0	0	0	0	0	0	0	0	0	0	0	-	0
SORIA, J.	FR	T20	.000	35	1	0	0	0	0	0	0	0	0	1	0	0	0	-	0
STAUMONT, J.	FR	T20	.000	47	2	0	0	0	0	0	0	0	2	0	0	0	0	-	0
STRAHM, M.	FR	T20	.000	36	2	0	0	0	0	0	0	0	0	0	0	0	0	-	0
FLORO, D.	FR	T20	.000	48	1	0	0	0	0	0	0	0	1	0	0	0	0	-	0
KOLAREK, A.	FR	T20	.000	41	1	0	0	0	0	0	0	0	0	0	0	0	0	-	0
GARCIA, J.	FR	T20	-	51	0	0	0	0	0	0	0	0	0	0	0	0	0	-	0
Farmington Rats			.263	2029	4647	728	1224	245	19	220	2167	712	1066	422	73	59	14	80.8	79



36 Players	Tm	Lg	AVG	OBP	SLG	OPS	ISO	SECA	TA	RCON	RC	RC/G	PA	IBB	HBP	SH	SF
GALLEGOS, G.	FR	T20	1.000	1.000	1.000	2.000	.000	.000	-	.5	1.0	-	1	0	0	0	0
ESHELMAN, T.			.500	.500	1.500	2.000	1.000	1.000	3.000	.8	1.2	15.8	3	0	0	1	0
ARRAEZ, L.	FR	T20	.361	.384	.484	.868	.123	.160	.805	15.0	45.0	7.6	255	1	1	0	1
PEREZ, S.	FR	T20	.356	.387	.650	1.038	.294	.343	1.058	35.9	74.7	9.7	328	4	3	0	2
LAKINS, T.	FR	T20	.333	.429	.333	.762	.000	.667	1.500	.6	1.1	7.4	7	0	0	0	2
CHOI, J.	FR	T20	.323	.398	.542	.940	.219	.344	.970	8.9	21.3	8.7	108	1	0	0	0
HOSMER, E.	FR	T20	.308	.342	.543	.885	.235	.284	.845	17.5	51.9	6.7	307	2	2	0	2
BREGMAN, A.	FR	T20	.292	.403	.591	.994	.299	.481	1.087	36.8	80.4	9.4	382	0	3	1	2
MONDESI, A.	FR	T20	.283	.319	.441	.760	.158	.263	.765	13.9	68.7	5.3	495	3	1	0	2
GURRIEL, Y.	FR	T20	.278	.318	.409	.727	.131	.176	.632	1.6	22.1	4.3	193	0	3	1	4
CRUZ, N.	FR	T20	.271	.370	.567	.937	.296	.428	.956	35.0	81.0	7.2	457	2	13	0	5
HIGASHIOKA, K.	FR	T20	.269	.263	.516	.779	.247	.258	.690	2.1	11.5	4.2	95	0	0	0	2
GALVIS, F.	FR	T20	.255	.310	.434	.744	.179	.238	.670	4.7	39.6	4.5	329	0	7	0	2
CANHA, M.	FR	T20	.251	.350	.466	.816	.216	.357	.831	13.9	50.0	6.3	326	0	5	0	0
PARKER, B.	FR	T20	.250	.400	.250	.650	.000	.250	.667	.0	.5	4.5	5	0	0	0	0
SPRINGER, G.	FR	T20	.241	.330	.527	.857	.285	.407	.847	22.0	71.7	6.0	466	2	4	0	1
ROSARIO, E.	FR	T20	.235	.294	.433	.727	.198	.299	.686	4.4	48.3	4.4	408	2	0	0	2
La STELLA, T.	FR	T20	.231	.330	.371	.701	.140	.297	.661	2.4	29.0	4.2	267	2	0	0	3
FRIED, M.	FR	T20	.226	.241	.302	.543	.075	.094	.415	-3.0	4.2	2.4	59	0	0	5	0
CASTRO, J.	FR	T20	.201	.311	.396	.707	.195	.354	.684	1.6	21.4	4.4	190	1	0	0	0
KELLY, M.	FR	T20	.194	.219	.194	.412	.000	.032	.280	-3.2	1.4	1.5	33	0	0	1	0
ROBLES, V.	FR	T20	.185	.266	.278	.544	.093	.219	.568	-4.9	13.4	2.9	169	2	9	0	1
ESTRADA, T.	FR	T20	.155	.215	.278	.493	.124	.155	.422	-7.2	6.2	2.0	108	0	5	1	2
KERSHAW, C.	FR	T20	.143	.213	.167	.379	.024	.119	.306	-4.6	2.4	1.4	56	0	0	9	1
MAZZA, C.	FR	T20	.143	.269	.143	.412	.000	.190	.389	-1.8	1.3	1.8	27	0	0	1	1
ODORIZZI, J.	FR	T20	.125	.222	.125	.347	.000	.125	.286	-1.9	.7	1.2	20	0	0	2	0
GRAY, S.	FR	T20	.122	.159	.122	.281	.000	.049	.194	-6.0	1.2	.8	49	0	0	5	1
HILL, R.	FR	T20	.000	.067	.000	.067	.000	.071	.071	-6.3	.2	.1	34	0	0	4	0
MARTINEZ, C.	FR	T20	.000	.000	.000	.000	.000	.000	.000	-1.5	.0	.0	8	0	0	1	1
ZIMMER, K.	FR	T20	.000	.000	.000	.000	.000	.000	.000	-.5	.0	.0	3	0	0	1	0
SORIA, J.	FR	T20	.000	.500	.000	.500	.000	1.000	1.000	.1	.1	3.5	2	0	0	0	0
STAUMONT, J.	FR	T20	.000	.000	.000	.000	.000	.000	.000	-.5	.0	.0	2	0	0	0	0
STRAHM, M.	FR	T20	.000	.000	.000	.000	.000	.000	.000	-.5	.0	.0	2	0	0	0	0
FLORO, D.	FR	T20	.000	.000	.000	.000	.000	.000	.000	-.3	.0	.0	1	0	0	0	0
KOLAREK, A.	FR	T20	.000	.000	.000	.000	.000	.000	.000	-.3	.0	.0	1	0	0	0	0
GARCIA, J.	FR	T20	-	-	-	-	-	-	-	.0	-	-	0	0	0	0	0
Farmington Rats			.263	.330	.466	.796	.203	.303	.769	175.1	728.7	5.5	5196	22	56	33	37

WEST

COAST

Wrecking Crew

1-Kyle Lewis, CF 2-Freddie Freeman, 1B 3-Jose Ramirez, 3B
4-Jose Iglesias, SS 5-Darin Ruf, RF 6-Ketel Marte, LF
7-Jason Kipnis, 2B 8-Yasmani Grandal, C 9-Zac Gallen, P



WEST COAST WRECKING CREW
2020 Opening Day Starting Lineup



LJ Honeycutt

(530) 519-2167

ljhoneycutt@hotmail.com

18 Pitchers	Tm	Lg	W	L	PCT	SV	ERA	G	GS	CG	SHO	QS	IP	H	R	ER	HR	SO	BB
WENDELKEN, J.	WC	T20	3	3	.500	2	1.09	43	0	0	0	0	57.2	30	13	7	5	63	28
ALMONTE, Y.	WC	T20	1	0	1.000	1	2.13	48	0	0	0	0	63.1	47	16	15	6	47	20
YARDLEY, E.	WC	T20	5	0	1.000	3	2.67	51	0	0	0	0	54.0	30	17	16	11	29	20
GARCIA, Y.	WC	T20	5	2	.714	22	2.67	38	0	0	0	0	33.2	16	12	10	6	42	12
CLIPPARD, T.	WC	T20	4	3	.571	1	2.87	33	5	1	0	3	59.2	50	25	19	8	49	10
HAPP, J.	WC	T20	9	5	.643	0	3.14	21	20	3	2	10	117.2	86	46	41	15	108	43
WEBB, T.	WC	T20	5	2	.714	7	3.38	50	0	0	0	0	53.1	33	25	20	8	38	18
CASTANO, D.	WC	T20	4	4	.500	0	3.49	13	13	1	1	6	77.1	61	30	30	12	57	31
FOSTER, M.	WC	T20	5	3	.625	1	3.56	36	5	1	0	2	65.2	40	28	26	11	69	25
GOMBER, A.	WC	T20	5	3	.625	1	3.66	16	11	0	0	7	71.1	59	31	29	9	68	30
GALLEN, Z.	WC	T20	13	9	.591	0	4.01	29	29	1	1	19	168.1	125	77	75	27	153	74
SIMS, L.	WC	T20	2	1	.667	2	4.06	38	0	0	0	0	44.1	29	22	20	10	52	19
PONCE de LEON, D.	WC	T20	1	0	1.000	0	4.35	3	1	0	0	0	10.1	16	8	5	2	13	5
LYNN, L.	WC	T20	10	14	.417	0	5.29	32	32	2	1	11	183.2	165	111	108	38	160	65
PLUTKO, A.	WC	T20	5	3	.625	0	5.59	14	14	1	0	6	67.2	81	46	42	9	57	15
FAMILIA, J.	WC	T20	1	0	1.000	0	6.33	17	0	0	0	0	21.1	20	18	15	5	17	15
ALLARD, K.	WC	T20	1	0	1.000	1	6.38	12	2	0	0	0	24.0	31	21	17	3	28	17
BARLOW, S.	WC	T20	1	0	1.000	0	7.45	20	0	0	0	0	29.0	36	24	24	10	31	7
West Coast Wrecking Crew			80	52	.606	41	3.88	514	132	10	5	64	1202.1	955	570	519	195	1081	454



18 Pitchers	Tm	Lg	SUP/9	R/9	ERA	BF/9	BR/9	H/9	BB/9	SO/9	HR/9	ERPT	OBA	BF	BR	IBB	HB	WP	BK
WENDELKEN, J.	WC	T20	.0	2.03	1.09	35.9	8.3	4.7	3.6	9.8	.78	19.3	.149	230	53	5	0	1	0
ALMONTE, Y.	WC	T20	.0	2.27	2.13	36.1	9.8	6.7	2.4	6.7	.85	13.9	.208	254	69	3	5	0	0
YARDLEY, E.	WC	T20	.0	2.83	2.67	34.7	8.5	5.0	2.8	4.8	1.83	8.6	.165	208	51	3	4	0	0
GARCIA, Y.	WC	T20	.0	3.21	2.67	35.6	7.5	4.3	2.9	11.2	1.60	5.4	.137	133	28	1	1	0	1
CLIPPARD, T.	WC	T20	2.3	3.77	2.87	35.9	8.9	7.5	1.4	7.4	1.21	8.2	.223	238	59	1	0	1	0
HAPP, J.	WC	T20	5.2	3.52	3.14	36.6	10.4	6.6	3.3	8.3	1.15	12.7	.203	479	136	0	7	0	0
WEBB, T.	WC	T20	.0	4.22	3.38	35.9	8.1	5.6	2.5	6.4	1.35	4.3	.173	213	48	3	0	2	0
CASTANO, D.	WC	T20	4.5	3.49	3.49	37.2	10.6	7.1	3.5	6.6	1.40	5.3	.215	320	91	1	0	1	0
FOSTER, M.	WC	T20	4.0	3.84	3.56	36.2	8.9	5.5	3.4	9.5	1.51	4.0	.171	264	65	0	0	0	0
GOMBER, A.	WC	T20	5.4	3.91	3.66	37.2	11.6	7.4	3.7	8.6	1.14	3.5	.227	295	92	1	4	4	0
GALLEN, Z.	WC	T20	5.6	4.12	4.01	37.4	11.0	6.7	4.0	8.2	1.44	1.8	.203	700	205	0	6	3	0
SIMS, L.	WC	T20	.0	4.47	4.06	38.0	10.2	5.9	3.7	10.6	2.03	.2	.178	187	50	1	3	0	0
PONCE de LEON, D.	WC	T20	10.5	6.97	4.35	47.9	20.0	13.9	4.4	11.3	1.74	-.3	.333	55	23	0	2	0	0
LYNN, L.	WC	T20	4.6	5.44	5.29	38.1	11.7	8.1	3.1	7.8	1.86	-24.2	.239	777	238	1	9	4	0
PLUTKO, A.	WC	T20	6.0	6.12	5.59	38.8	12.8	10.8	1.7	7.6	1.20	-11.1	.297	292	96	2	2	0	0
FAMILIA, J.	WC	T20	.0	7.59	6.33	41.8	14.3	8.4	5.9	7.2	2.11	-5.3	.238	99	34	1	0	0	0
ALLARD, K.	WC	T20	2.3	7.88	6.38	46.5	20.3	11.6	6.4	10.5	1.13	-6.1	.307	124	54	0	6	0	0
BARLOW, S.	WC	T20	.0	7.45	7.45	40.7	14.0	11.2	2.2	9.6	3.10	-10.8	.300	131	45	0	2	1	0
West Coast Wrecking Crew			3.4	4.27	3.88	37.4	10.8	7.1	3.2	8.1	1.46	29.6	.215	4999	1437	23	51	17	1

36 Players	Tm	Lg	AVG	G	AB	R	H	2B	3B	HR	TB	RBI	SO	BB	ASB	SB	CS	SBP	GDP
ALLARD, K.	WC	T20	.750	12	4	0	3	0	0	0	3	2	0	0	0	0	0	-	0
BARLOW, S.	WC	T20	.500	20	4	1	2	0	0	0	2	0	0	0	0	0	0	-	0
GARCIA, Y.	WC	T20	.500	38	2	0	1	0	0	0	1	0	0	0	0	0	0	-	0
IGLESIAS, J.	WC	T20	.371	81	294	41	109	34	0	10	173	63	37	9	0	0	0	-	5
PONCE de LEON, D.	WC	T20	.333	3	3	1	1	0	0	0	1	0	0	1	0	0	0	-	0
FREEMAN, F.	WC	T20	.311	131	502	115	156	44	2	31	297	85	80	94	0	0	0	-	11
CERVELLI, F.	WC	T20	.293	45	92	15	27	7	0	4	46	17	18	20	1	0	1	.0	3
RAMIREZ, J.	WC	T20	.288	127	489	119	141	33	8	42	316	102	108	65	29	22	7	75.9	9
PLUTKO, A.	WC	T20	.286	14	21	4	6	2	0	0	8	1	4	2	0	0	0	-	0
MARTE, K.	WC	T20	.283	115	410	34	116	27	2	4	159	53	51	11	0	0	0	-	7
DIAZ, A.	WC	T20	.256	44	117	15	30	11	0	6	59	22	21	5	1	1	0	100.0	1
SLATER, A.	WC	T20	.254	69	177	29	45	7	1	8	78	29	47	26	14	14	0	100.0	4
KIPNIS, J.	WC	T20	.254	96	284	43	72	19	1	9	120	42	98	46	4	4	0	100.0	2
GRANDAL, Y.	WC	T20	.247	113	368	52	91	9	0	19	157	72	120	66	1	1	0	100.0	3
LEWIS, K.	WC	T20	.230	126	473	86	109	10	0	18	173	39	136	69	10	9	1	90.0	3
WALLACH, C.	WC	T20	.229	23	48	4	11	2	0	1	16	4	12	1	0	0	0	-	2
RUF, D.	WC	T20	.200	80	210	26	42	15	0	10	87	29	54	33	0	0	0	-	2
REYNOLDS, B.	WC	T20	.198	101	258	28	51	8	3	10	95	26	76	25	1	0	1	.0	2
FRAZIER, T.	WC	T20	.196	82	97	4	19	5	0	0	24	5	27	4	1	1	0	100.0	2
ALVAREZ, E.			.192	16	26	1	5	0	1	0	7	0	12	2	3	2	1	66.7	0
AQUINO, A.	WC	T20	.177	91	254	36	45	6	1	13	92	36	73	23	2	2	0	100.0	8
LYNN, L.	WC	T20	.154	32	52	7	8	0	0	0	8	2	17	10	0	0	0	-	0
NAQUIN, T.	WC	T20	.145	62	138	8	20	10	1	0	32	7	36	7	0	0	0	-	3
HAPP, J.	WC	T20	.143	21	42	2	6	0	0	0	6	1	13	2	0	0	0	-	0
CLIPPARD, T.	WC	T20	.143	33	14	1	2	0	0	0	2	0	5	0	0	0	0	-	0
CASTANO, D.	WC	T20	.125	13	24	2	3	1	0	0	4	0	3	2	0	0	0	-	0
GALLEN, Z.	WC	T20	.111	29	54	4	6	2	0	0	8	3	17	2	0	0	0	-	1
FOSTER, M.	WC	T20	.111	36	9	2	1	0	0	0	1	0	4	2	0	0	0	-	0
GOMBER, A.	WC	T20	.100	16	20	1	2	2	0	0	4	1	8	1	0	0	0	-	0
MERCADO, O.	WC	T20	.094	28	64	5	6	0	0	2	12	5	22	2	1	1	0	100.0	0
SIMS, L.	WC	T20	.000	38	2	0	0	0	0	0	0	0	1	1	0	0	0	-	0
FAMILIA, J.	WC	T20	-	17	0	0	0	0	0	0	0	0	0	1	0	0	0	-	0
WEBB, T.	WC	T20	.000	50	2	0	0	0	0	0	0	0	0	0	0	0	0	-	0
YARDLEY, E.	WC	T20	.000	51	1	0	0	0	0	0	0	0	1	0	0	0	0	-	0
ALMONTE, Y.	WC	T20	-	48	0	0	0	0	0	0	0	0	0	0	0	0	0	-	0
WENDELKEN, J.	WC	T20	.000	43	1	0	0	0	0	0	0	0	0	0	0	0	0	-	0
West Coast Wrecking Crew			.249	1944	4556	686	1136	254	20	187	1991	646	1101	532	68	57	11	83.8	68

36 Players	Tm	Lg	AVG	OBP	SLG	OPS	ISO	SECA	TA	RCON	RC	RC/G	PA	IBB	HBP	SH	SF
ALLARD, K.	WC	T20	.750	.750	.750	1.500	.000	.000	3.000	1.1	2.1	28.5	5	0	0	1	0
BARLOW, S.	WC	T20	.500	.500	.500	1.000	.000	.000	1.000	.4	1.0	13.5	4	0	0	0	0
GARCIA, Y.	WC	T20	.500	.500	.500	1.000	.000	.000	1.000	.2	.5	13.5	2	0	0	0	0
IGLESIAS, J.	WC	T20	.371	.403	.588	.992	.218	.248	1.005	30.8	69.1	9.7	315	3	9	0	3
PONCE de LEON, D.	WC	T20	.333	.500	.333	.833	.000	.333	1.000	.3	.6	8.5	4	0	0	0	0
FREEMAN, F.	WC	T20	.311	.424	.592	1.015	.281	.468	1.109	63.1	130.9	9.9	602	1	5	0	1
CERVELLI, F.	WC	T20	.293	.435	.500	.935	.207	.413	1.000	9.3	20.7	8.1	115	1	3	0	0
RAMIREZ, J.	WC	T20	.288	.372	.646	1.019	.358	.521	1.118	58.2	119.5	8.7	564	4	4	0	6
PLUTKO, A.	WC	T20	.286	.348	.381	.729	.095	.190	.667	.3	3.1	4.7	26	0	0	3	0
MARTE, K.	WC	T20	.283	.310	.388	.698	.105	.132	.591	.2	49.1	4.3	438	2	8	3	6
DIAZ, A.	WC	T20	.256	.287	.504	.791	.248	.299	.739	3.4	16.9	5.1	123	1	0	1	0
SLATER, A.	WC	T20	.254	.359	.441	.800	.186	.412	.897	12.3	32.0	6.2	210	0	4	1	2
KIPNIS, J.	WC	T20	.254	.358	.423	.781	.169	.345	.799	12.3	47.6	5.9	334	0	1	2	1
GRANDAL, Y.	WC	T20	.247	.357	.427	.783	.179	.361	.800	15.6	62.2	5.9	440	0	0	0	6
LEWIS, K.	WC	T20	.230	.328	.366	.694	.135	.298	.682	4.3	63.0	4.6	546	0	0	4	0
WALLACH, C.	WC	T20	.229	.245	.333	.578	.104	.125	.436	-2.2	3.3	2.2	50	1	0	1	0
RUF, D.	WC	T20	.200	.307	.414	.722	.214	.371	.706	2.7	28.6	4.5	244	2	0	0	1
REYNOLDS, B.	WC	T20	.198	.268	.368	.636	.171	.264	.571	-6.8	26.2	3.3	285	1	0	1	1
FRAZIER, T.	WC	T20	.196	.257	.247	.505	.052	.103	.412	-6.1	6.3	2.1	105	0	4	0	0
ALVAREZ, E.			.192	.300	.269	.569	.077	.192	.591	-1.1	2.4	3.0	30	0	2	0	0
AQUINO, A.	WC	T20	.177	.268	.362	.630	.185	.283	.581	-5.6	24.5	3.0	287	0	9	0	1
LYNN, L.	WC	T20	.154	.290	.154	.444	.000	.192	.409	-4.0	3.5	2.0	67	0	0	5	0
NAQUIN, T.	WC	T20	.145	.192	.232	.424	.087	.138	.331	-13.7	5.9	1.3	148	0	1	2	0
HAPP, J.	WC	T20	.143	.178	.143	.321	.000	.048	.222	-5.6	1.3	.9	45	0	0	0	1
CLIPPARD, T.	WC	T20	.143	.143	.143	.286	.000	.000	.167	-2.1	.3	.6	14	0	0	0	0
CASTANO, D.	WC	T20	.125	.192	.167	.359	.042	.125	.286	-2.9	1.0	1.2	28	0	0	2	0
GALLEN, Z.	WC	T20	.111	.143	.148	.291	.037	.074	.204	-7.9	1.3	.6	61	0	0	5	0
FOSTER, M.	WC	T20	.111	.273	.111	.384	.000	.222	.375	-.9	.7	1.6	14	0	0	3	0
GOMBER, A.	WC	T20	.100	.143	.200	.343	.100	.150	.278	-2.6	.7	.9	24	0	0	3	0
MERCADO, O.	WC	T20	.094	.121	.188	.309	.094	.141	.259	-8.9	1.6	.7	66	0	0	0	0
SIMS, L.	WC	T20	.000	.333	.000	.333	.000	.500	.500	-.2	.1	1.2	3	0	0	0	0
FAMILIA, J.	WC	T20	-	1.000	-	-	-	-	-	.3	.4	10.5	2	0	0	1	0
WEBB, T.	WC	T20	.000	.000	.000	.000	.000	.000	.000	-.5	.0	.0	2	0	0	0	0
YARDLEY, E.	WC	T20	.000	.000	.000	.000	.000	.000	.000	-.3	.0	.0	2	0	0	1	0
ALMONTE, Y.	WC	T20	-	-	-	-	-	-	-	.0	.0	.0	1	0	0	1	0
WENDELKEN, J.	WC	T20	.000	.000	.000	.000	.000	.000	.000	-.3	.0	.0	1	0	0	0	0
West Coast Wrecking Crew			.249	.332	.437	.770	.188	.315	.752	143.5	693.6	5.2	5207	16	50	40	29

Fungo





2021 Opening Day Starting Lineup Fargo Fungoes

1-Tim LoCastro, LF 2-David Fletcher, 2B 3-Aaron Nola, C

4-Giancarlo Stanton, CF 5-Didi Gregorius, SS 6-Ty France, 1B

7-Yoan Moncada, 3B 8-Kevin Kiermaier, RF 9-Kyle Hendricks, P



Jeff Hobbs

167 Juniper Drive

Boone, NC 28607

(828) 719-1165


Jeffrey.hobbs@gmail.com

15 Pitchers	Tm	Lg	W	L	PCT	SV	ERA	G	GS	CG	SHO	QS	IP	H	R	ER	HR	SO	BB
POMERANZ, D.	FF	T20	7	1	.875	2	1.23	45	0	0	0	0	44.0	22	7	6	1	53	22
O'DAY, D.	FF	T20	3	1	.750	2	2.23	41	0	0	0	0	44.1	15	15	11	5	45	14
CRICHTON, S.	FF	T20	5	3	.625	3	2.36	55	0	0	0	0	61.0	42	16	16	4	53	16
GRAVEMAN, K.	FF	T20	1	0	1.000	0	2.41	15	0	0	0	0	18.2	20	13	5	1	16	14
GONZALEZ, V.	FF	T20	4	2	.667	6	2.56	43	0	0	0	0	45.2	30	16	13	3	33	20
HENDRICKS, K.	FF	T20	17	6	.739	0	2.64	30	30	5	3	19	201.1	162	73	59	20	158	42
DARVISH, Y.	FF	T20	12	9	.571	0	2.68	28	28	3	3	17	188.0	123	63	56	18	210	50
HAHN, J.	FF	T20	3	1	.750	14	2.72	45	0	0	0	0	39.2	20	12	12	3	33	14
RICHARDS, G.	FF	T20	4	2	.667	0	3.32	25	6	0	0	2	65.0	56	26	24	9	75	21
MAEDA, K.	FF	T20	9	7	.563	0	3.52	23	23	1	1	14	143.0	129	61	56	25	171	34
FLEMING, J.	FF	T20	2	5	.286	0	4.32	13	13	0	0	6	77.0	71	44	37	14	62	27
GRAY, J.	FF	T20	3	3	.500	0	4.78	14	7	0	0	3	43.1	48	28	23	6	39	22
KIKUCHI, Y.	FF	T20	3	2	.600	0	4.99	16	7	0	0	4	52.1	52	29	29	6	51	22
SUTER, B.	FF	T20	1	3	.250	3	5.29	50	0	0	0	0	63.0	66	38	37	18	52	21
CANNING, G.	FF	T20	4	9	.308	0	6.27	20	18	0	0	4	99.0	119	93	69	25	107	49
Fargo Fungoes			78	54	.591	30	3.44	463	132	9	7	69	1185.1	975	534	453	158	1158	388

15 Pitchers	Tm	Lg	SUP/9	R/9	ERA	BF/9	BR/9	H/9	BB/9	SO/9	HR/9	ERPT	OBA	BF	BR	IBB	HB	WP	BK
POMERANZ, D.	FF	T20	.0	1.43	1.23	35.6	9.0	4.5	4.5	10.8	.20	14.1	.146	174	44	0	0	0	0
O'DAY, D.	FF	T20	.0	3.05	2.23	33.1	6.1	3.0	2.6	9.1	1.02	9.2	.103	163	30	1	2	0	0
CRICHTON, S.	FF	T20	.0	2.36	2.36	35.4	9.0	6.2	2.4	7.8	.59	11.8	.192	240	61	0	3	4	0
GRAVEMAN, K.	FF	T20	.0	6.27	2.41	42.9	16.4	9.6	6.8	7.7	.48	3.5	.267	89	34	0	0	0	0
GONZALEZ, V.	FF	T20	.0	3.15	2.56	36.7	10.2	5.9	3.5	6.5	.59	7.8	.188	186	52	2	4	1	0
HENDRICKS, K.	FF	T20	6.0	3.26	2.64	36.1	9.4	7.2	1.9	7.1	.89	32.9	.217	808	210	0	6	1	0
DARVISH, Y.	FF	T20	2.5	3.02	2.68	34.8	8.6	5.9	2.4	10.1	.86	29.8	.186	727	179	0	6	2	0
HAHN, J.	FF	T20	.0	2.72	2.72	36.1	8.4	4.5	3.2	7.5	.68	6.1	.148	159	37	0	3	2	0
RICHARDS, G.	FF	T20	3.2	3.60	3.32	37.1	11.4	7.8	2.9	10.4	1.25	5.7	.232	268	82	0	5	4	0
MAEDA, K.	FF	T20	4.8	3.84	3.52	36.8	10.1	8.1	2.0	10.8	1.57	9.2	.237	585	161	2	0	0	0
FLEMING, J.	FF	T20	3.2	5.14	4.32	38.6	11.9	8.3	2.9	7.2	1.64	-1.9	.242	330	102	2	6	0	0
GRAY, J.	FF	T20	3.9	5.82	4.78	40.9	15.2	10.0	4.6	8.1	1.25	-3.2	.284	197	73	0	3	0	0
KIKUCHI, Y.	FF	T20	5.5	4.99	4.99	38.7	12.7	8.9	3.8	8.8	1.03	-5.1	.261	225	74	0	0	3	0
SUTER, B.	FF	T20	.0	5.43	5.29	38.9	12.6	9.4	2.9	7.4	2.57	-8.3	.267	272	88	1	2	0	0
CANNING, G.	FF	T20	5.7	8.45	6.27	43.9	15.9	10.8	4.3	9.7	2.27	-23.8	.283	483	175	2	9	1	0
Fargo Fungoes			3.2	4.05	3.44	37.3	10.6	7.4	2.9	8.8	1.20	87.8	.221	4906	1402	10	49	18	0


33 Players	Tm	Lg	AVG	G	AB	R	H	2B	3B	HR	TB	RBI	SO	BB	ASB	SB	CS	SBP	GDP
O'DAY, D.	FF	T20	1.000	41	1	0	1	1	0	0	2	0	0	0	0	0	0	-	0
STEVENSON, A.	FF	T20	.402	49	87	18	35	14	2	5	68	19	23	8	3	3	0	100.0	0
WALSH, J.	FF	T20	.341	94	214	41	73	18	4	22	165	62	33	14	0	0	0	-	2
CRICHTON, S.	FF	T20	.333	55	3	1	1	1	0	0	2	0	1	0	0	0	0	-	0
FRANCE, T.	FF	T20	.311	103	315	50	98	21	1	10	151	51	77	25	0	0	0	-	1
FLETCHER, D.	FF	T20	.302	119	434	64	131	31	0	5	177	38	51	29	6	3	3	50.0	6
NOLA, A.	FF	T20	.289	109	332	38	96	19	2	15	164	50	72	20	0	0	0	-	1
LOCASTRO, T.	FF	T20	.287	75	143	24	41	8	0	4	61	16	29	21	9	9	0	100.0	0
RICHARDS, G.	FF	T20	.267	25	15	2	4	0	0	0	4	2	8	0	0	0	0	-	0
GRAY, J.	FF	T20	.250	14	12	0	3	1	0	0	4	1	4	0	0	0	0	-	0
STANTON, G.	FF	T20	.243	80	169	24	41	14	0	8	79	22	48	35	0	0	0	-	12
GREGORIUS, D.	FF	T20	.242	127	487	59	118	17	6	18	201	71	67	28	7	4	3	57.1	6
GOODWIN, B.	FF	T20	.240	64	200	33	48	6	1	5	71	30	73	22	12	11	1	91.7	3
GROSSMAN, R.	FF	T20	.228	107	351	64	80	23	2	14	149	37	94	45	22	19	3	86.4	9
PERAZA, J.	FF	T20	.223	52	103	18	23	3	1	2	34	10	15	11	0	0	0	-	5
KIERMAIER, K.	FF	T20	.223	92	229	30	51	7	8	5	89	22	72	24	13	13	0	100.0	3
FOWLER, D.	FF	T20	.214	69	187	27	40	2	1	11	77	26	47	25	0	0	0	-	4
RIOS, E.	FF	T20	.211	70	152	23	32	7	1	13	80	39	33	11	0	0	0	-	6
MONCADA, Y.	FF	T20	.200	123	445	37	89	15	7	7	139	46	164	42	0	0	0	-	7
SISCO, C.	FF	T20	.181	40	94	13	17	1	0	3	27	7	31	14	0	0	0	-	0
STEWART, D.	FF	T20	.174	63	190	27	33	1	0	14	76	24	77	31	0	0	0	-	2
CANNING, G.	FF	T20	.156	20	32	4	5	0	0	0	5	2	8	3	0	0	0	-	0
KIKUCHI, Y.	FF	T20	.154	16	13	1	2	0	0	0	2	1	7	2	0	0	0	-	0
HENDRICKS, K.	FF	T20	.145	30	62	8	9	1	1	0	12	9	22	8	0	0	0	-	0
SANCHEZ, G.	FF	T20	.143	52	133	19	19	3	0	6	40	16	57	13	0	0	0	-	6
MAEDA, K.	FF	T20	.100	23	40	5	4	0	0	0	4	1	18	7	0	0	0	-	1
DARVISH, Y.	FF	T20	.058	28	52	1	3	1	0	0	4	1	27	3	0	0	0	-	0
FLEMING, J.	FF	T20	.042	13	24	0	1	0	0	0	1	0	11	0	0	0	0	-	0
SUTER, B.	FF	T20	.000	50	2	0	0	0	0	0	0	0	1	0	0	0	0	-	0
GONZALEZ, V.	FF	T20	.000	43	1	0	0	0	0	0	0	0	0	0	0	0	0	-	0
POMERANZ, D.	FF	T20	.000	45	1	0	0	0	0	0	0	0	0	0	0	0	0	-	0
GRAVEMAN, K.	FF	T20	-	15	0	0	0	0	0	0	0	0	0	0	0	0	0	-	0
HAHN, J.	FF	T20	-	45	0	0	0	0	0	0	0	0	0	0	0	0	0	-	0
Fargo Fungoes			.243	1951	4523	631	1098	215	37	167	1888	603	1170	441	72	62	10	86.1	74

33 Players	Tm	Lg	AVG	OBP	SLG	OPS	ISO	SECA	TA	RCON	RC	RC/G	PA	IBB	HBP	SH	SF
O'DAY, D.	FF	T20	1.000	1.000	2.000	3.000	1.000	1.000	-	.8	2.0	-	1	0	0	0	0
STEVENSON, A.	FF	T20	.402	.453	.782	1.234	.379	.506	1.519	17.2	32.4	16.8	95	0	0	0	0
WALSH, J.	FF	T20	.341	.385	.771	1.156	.430	.495	1.266	32.6	63.5	11.9	231	4	2	0	1
CRICHTON, S.	FF	T20	.333	.333	.667	1.000	.333	.333	1.000	.3	.7	9.0	3	0	0	0	0
FRANCE, T.	FF	T20	.311	.370	.479	.849	.168	.248	.844	18.8	59.7	7.2	354	0	8	0	6
FLETCHER, D.	FF	T20	.302	.343	.408	.751	.106	.173	.670	8.4	60.6	5.2	466	2	0	0	3
NOLA, A.	FF	T20	.289	.334	.494	.828	.205	.265	.789	14.4	56.3	6.4	356	2	3	0	1
LOCASTRO, T.	FF	T20	.287	.427	.427	.854	.140	.350	1.029	14.1	31.8	8.4	178	1	14	0	0
RICHARDS, G.	FF	T20	.267	.267	.267	.533	.000	.000	.364	-.9	1.2	2.5	17	0	0	2	0
GRAY, J.	FF	T20	.250	.250	.333	.583	.083	.083	.444	-.5	1.0	2.8	13	0	0	1	0
STANTON, G.	FF	T20	.243	.388	.467	.855	.225	.432	.850	12.3	29.5	5.7	209	0	5	0	0
GREGORIUS, D.	FF	T20	.242	.282	.413	.694	.170	.230	.619	-2.9	56.1	3.9	522	6	1	0	6
GOODWIN, B.	FF	T20	.240	.321	.355	.676	.115	.275	.679	2.0	25.1	4.3	224	1	2	0	0
GROSSMAN, R.	FF	T20	.228	.334	.425	.759	.197	.370	.792	13.5	52.7	5.0	407	2	11	0	0
PERAZA, J.	FF	T20	.223	.322	.330	.652	.107	.214	.576	-1.0	10.5	3.3	119	2	4	1	0
KIERMAIER, K.	FF	T20	.223	.296	.389	.685	.166	.328	.696	2.3	29.0	4.3	253	1	0	0	0
FOWLER, D.	FF	T20	.214	.307	.412	.718	.198	.332	.675	1.5	24.0	4.3	212	0	0	0	0
RIOS, E.	FF	T20	.211	.272	.526	.799	.316	.388	.746	4.5	20.0	4.2	169	2	3	0	3
MONCADA, Y.	FF	T20	.200	.269	.312	.582	.112	.207	.501	-18.3	38.5	2.8	490	1	1	0	2
SISCO, C.	FF	T20	.181	.336	.287	.623	.106	.255	.636	-1.0	11.0	3.9	116	0	8	0	0
STEWART, D.	FF	T20	.174	.305	.400	.705	.226	.389	.704	1.3	25.3	4.3	226	0	5	0	0
CANNING, G.	FF	T20	.156	.229	.156	.385	.000	.094	.296	-3.5	1.5	1.4	38	0	0	3	0
KIKUCHI, Y.	FF	T20	.154	.250	.154	.404	.000	.154	.364	-1.2	.9	1.7	18	0	0	2	1
HENDRICKS, K.	FF	T20	.145	.236	.194	.430	.048	.177	.377	-5.6	4.0	1.8	79	0	0	7	2
SANCHEZ, G.	FF	T20	.143	.237	.301	.538	.158	.256	.475	-7.5	9.0	2.0	152	0	4	0	2
MAEDA, K.	FF	T20	.100	.234	.100	.334	.000	.175	.297	-4.8	1.5	1.0	51	0	0	4	0
DARVISH, Y.	FF	T20	.058	.109	.077	.186	.019	.077	.143	-9.5	.7	.4	60	0	0	5	0
FLEMING, J.	FF	T20	.042	.042	.042	.083	.000	.000	.043	-5.3	.0	.0	24	0	0	0	0
SUTER, B.	FF	T20	.000	.000	.000	.000	.000	.000	.000	-.5	.0	.0	2	0	0	0	0
GONZALEZ, V.	FF	T20	.000	.000	.000	.000	.000	.000	.000	-.3	.0	.0	1	0	0	0	0
POMERANZ, D.	FF	T20	.000	.000	.000	.000	.000	.000	.000	-.3	.0	.0	1	0	0	0	0
GRAVEMAN, K.	FF	T20	-	-	-	-	-	-	-	.0	-	-	0	0	0	0	0
HAHN, J.	FF	T20	-	-	-	-	-	-	-	.0	-	-	0	0	0	0	0
Fargo Fungoes			.243	.318	.417	.735	.175	.284	.702	81.2	622.2	4.7	5087	24	71	25	27




Hilton Head Hammerin' Hedgehogs

2021 Opening Day Starting Lineup



- 1-Nick Madrigal, 2B
- 2-Ronald Acuna, CF
- 3-Mike Trout, RF
- 4-Jesse Winker, LF
- 5-Willy Adames, SS
- 6-B Miller, 3B
- 7-Martin Maldonado, C
- 8-Hunter Dozier, 1B
- 9-Tony Gonsolin, P



Aaron Anderson

2203 Bolivar Court

Middletown, MD 21769

(585) 314-9334

Ahanderson44@gmail.com





16 Pitchers	Tm	Lg	W	L	PCT	SV	ERA	G	GS	CG	SHO	QS	IP	H	R	ER	HR	SO	BB
VALDEZ, C.	HI	T20	4	2	.667	2	1.31	25	0	0	0	0	34.1	25	7	5	1	25	3
HOYT, J.	HI	T20	1	4	.200	15	2.56	37	0	0	0	0	38.2	20	13	11	6	50	19
BEDROSIAN, C.	HI	T20	2	3	.400	2	2.68	28	0	0	0	0	37.0	27	11	11	3	26	12
GONSOLIN, T.	HI	T20	8	6	.571	0	2.68	17	17	2	2	12	114.0	72	44	34	13	101	27
HOUCK, T.	HI	T20	3	2	.600	0	2.80	6	6	1	0	4	45.0	30	18	14	4	53	18
BUMMER, A.	HI	T20	1	3	.250	1	3.00	19	0	0	0	0	21.0	17	9	7	1	23	15
SANCHEZ, S.	HI	T20	9	5	.643	0	3.02	18	15	1	1	9	110.1	89	39	37	8	101	16
WOODRUFF, B.	HI	T20	10	7	.588	0	3.84	29	29	3	1	17	178.0	125	84	76	20	179	58
ANDERSON, T.	HI	T20	9	6	.600	0	3.86	18	16	3	1	9	116.2	116	57	50	17	102	39
ROMO, S.	HI	T20	1	0	1.000	2	3.88	43	0	0	0	0	48.2	46	21	21	7	45	19
CURTISS, J.	HI	T20	2	5	.286	3	4.25	45	1	0	0	0	59.1	46	31	28	5	51	27
CUETO, J.	HI	T20	6	6	.500	0	4.26	14	14	2	1	6	86.2	87	48	41	9	85	30
FARMER, B.	HI	T20	1	1	.500	2	4.29	38	0	0	0	0	50.1	62	27	24	9	34	12
CASTILLO, L.	HI	T20	8	8	.500	0	4.58	28	28	1	0	13	175.0	151	92	89	28	190	72
MATZ, S.	HI	T20	2	4	.333	0	8.15	11	4	1	0	0	49.2	75	47	45	17	53	21
URENA, J.	HI	T20	2	1	.667	0	10.74	10	2	0	0	1	31.0	55	37	37	7	27	12
Hilton Head Hammerin' Hedgehogs			69	63	.523	27	3.99	386	132	14	6	71	1195.2	1043	585	530	155	1145	400

16 Pitchers	Tm	Lg	SUP/9	R/9	ERA	BF/9	BR/9	H/9	BB/9	SO/9	HR/9	ERPT	OBA	BF	BR	IBB	HB	WP	BK
VALDEZ, C.	HI	T20	.0	1.83	1.31	33.8	7.3	6.6	.8	6.6	.26	10.7	.202	129	28	0	0	1	0
HOYT, J.	HI	T20	.0	3.03	2.56	37.5	9.8	4.7	4.4	11.6	1.40	6.6	.147	161	42	0	3	3	0
BEDROSIAN, C.	HI	T20	.0	2.68	2.68	35.8	9.2	6.6	2.7	6.3	.73	5.9	.203	147	38	1	0	2	0
GONSOLIN, T.	HI	T20	3.8	3.47	2.68	35.8	8.4	5.7	2.1	8.0	1.03	18.0	.175	453	107	1	9	1	0
HOUCK, T.	HI	T20	4.0	3.60	2.80	36.8	10.2	6.0	3.6	10.6	.80	6.5	.186	184	51	0	3	3	0
BUMMER, A.	HI	T20	.0	3.86	3.00	39.4	12.9	7.3	5.6	9.9	.43	2.6	.224	92	30	2	0	0	0
SANCHEZ, S.	HI	T20	5.4	3.18	3.02	35.3	9.1	7.3	1.3	8.2	.65	13.3	.219	433	112	0	7	2	0
WOODRUFF, B.	HI	T20	4.8	4.25	3.84	37.1	10.2	6.3	2.9	9.1	1.01	5.2	.193	734	201	0	18	0	0
ANDERSON, T.	HI	T20	5.6	4.40	3.86	38.1	12.7	8.9	3.0	7.9	1.31	3.2	.263	494	164	0	9	1	0
ROMO, S.	HI	T20	.0	3.88	3.88	38.8	12.2	8.5	3.5	8.3	1.29	1.2	.243	210	66	0	1	0	0
CURTISS, J.	HI	T20	.3	4.70	4.25	37.6	10.9	7.0	3.5	7.7	.76	-.9	.219	248	72	4	3	0	0
CUETO, J.	HI	T20	4.6	4.98	4.26	39.8	12.7	9.0	2.9	8.8	.93	-1.5	.256	383	122	2	7	1	0
FARMER, B.	HI	T20	.0	4.83	4.29	39.5	13.1	11.1	2.0	6.1	1.61	-1.0	.302	221	73	1	0	1	0
CASTILLO, L.	HI	T20	5.7	4.73	4.58	38.5	11.9	7.8	3.7	9.8	1.44	-9.2	.230	748	231	0	8	0	0
MATZ, S.	HI	T20	1.1	8.52	8.15	43.9	17.2	13.6	3.6	9.6	3.08	-22.3	.344	242	95	1	0	2	0
URENA, J.	HI	T20	3.5	10.74	10.74	45.6	19.5	16.0	3.5	7.8	2.03	-22.9	.385	157	67	0	0	2	0
Hilton Head Hammerin' Hedgehogs			3.6	4.40	3.99	37.9	11.3	7.9	2.9	8.6	1.17	15.5	.232	5036	1499	12	68	19	0

34 Players	Tm	Lg	AVG	G	AB	R	H	2B	3B	HR	TB	RBI	SO	BB	ASB	SB	CS	SBP	GDP
ROMO, S.	HI	T20	1.000	44	1	1	1	0	0	0	1	1	0	0	0	0	0	-	0
URENA, J.	HI	T20	.500	10	8	3	4	0	0	0	4	0	0	0	0	0	0	-	0
BUMMER, A.	HI	T20	.500	19	2	2	1	0	0	0	1	0	0	0	0	0	0	-	0
MADRIGAL, N.	HI	T20	.349	83	241	40	84	7	0	0	91	14	33	10	6	6	0	100.0	10
HARRISON, J.	HI	T20	.336	54	116	19	39	5	0	8	68	23	17	9	2	1	1	50.0	6
FRAZIER, C.	HI	T20	.279	94	215	51	60	7	1	19	126	48	60	43	2	2	0	100.0	8
MILLER, B.	HI	T20	.268	84	287	45	77	25	6	12	150	61	82	35	0	0	0	-	4
TROUT, M.	HI	T20	.266	118	436	74	116	16	2	29	223	71	118	62	1	1	0	100.0	6
WINKER, J.	HI	T20	.258	101	310	81	80	14	0	30	184	73	94	75	0	0	0	-	7
DIAZ, E.	HI	T20	.250	47	104	14	26	3	0	7	50	17	25	7	0	0	0	-	6
BEDROSIAN, C.	HI	T20	.250	28	4	1	1	1	0	0	2	0	2	0	0	0	0	-	0
GYORKO, J.	HI	T20	.247	96	291	38	72	4	1	21	141	50	67	34	0	0	0	-	9
ADAMES, W.	HI	T20	.237	114	397	52	94	33	2	13	170	57	142	46	1	1	0	100.0	7
ACUNA, R.	HI	T20	.236	96	343	68	81	17	3	23	173	61	121	63	22	22	0	100.0	2
GARDNER, B.	HI	T20	.221	99	226	35	50	10	2	11	97	31	58	43	5	0	5	.0	0
GALLAGHER, C.	HI	T20	.212	51	118	13	25	8	0	5	48	14	26	9	0	0	0	-	6
LAMB, J.	HI	T20	.211	31	76	12	16	4	1	2	28	12	18	11	0	0	0	-	1
GONSOLIN, T.	HI	T20	.211	17	38	2	8	1	0	0	9	1	9	1	0	0	0	-	0
MATZ, S.	HI	T20	.200	11	15	0	3	0	0	0	3	0	4	1	0	0	0	-	1
DOZIER, H.	HI	T20	.189	90	286	34	54	9	1	6	83	27	85	49	2	2	0	100.0	7
HIURA, K.	HI	T20	.188	90	292	23	55	6	0	7	82	19	109	20	2	1	1	50.0	6
CUETO, J.	HI	T20	.172	14	29	2	5	0	1	0	7	4	11	2	0	0	0	-	0
SANCHEZ, S.	HI	T20	.171	18	35	4	6	1	0	0	7	3	10	2	0	0	0	-	0
MERCER, J.	HI	T20	.167	43	108	7	18	0	0	0	18	5	16	3	0	0	0	-	2
FARMER, B.	HI	T20	.167	38	6	1	1	0	0	0	1	0	3	1	0	0	0	-	0
MALDONADO, M.	HI	T20	.154	96	260	28	40	7	2	7	72	32	81	53	1	1	0	100.0	5
CASTILLO, L.	HI	T20	.133	28	60	7	8	2	0	0	10	5	12	3	1	1	0	100.0	0
WOODRUFF, B.	HI	T20	.123	29	65	1	8	1	0	0	9	4	22	1	0	0	0	-	1
DELMONICO, N.	HI	T20	.121	12	33	1	4	0	0	0	4	1	9	1	0	0	0	-	2
ANDERSON, T.	HI	T20	.048	18	42	1	2	0	0	0	2	0	17	2	0	0	0	-	1
HOUCK, T.	HI	T20	.000	6	17	0	0	0	0	0	0	0	5	0	0	0	0	-	0
CURTISS, J.	HI	T20	.000	45	6	0	0	0	0	0	0	0	1	0	0	0	0	-	0
HOYT, J.	HI	T20	.000	37	1	0	0	0	0	0	0	0	1	1	0	0	0	-	0
VALDEZ, C.	HI	T20	.000	25	1	0	0	0	0	0	0	0	0	0	0	0	0	-	0
Hilton Head Hammerin' Hedgehogs			.232	1786	4469	660	1039	181	22	200	1864	634	1258	587	45	38	7	84.4	97


34 Players	Tm	Lg	AVG	OBP	SLG	OPS	ISO	SECA	TA	RCON	RC	RC/G	PA	IBB	HBP	SH	SF
ROMO, S.	HI	T20	1.000	1.000	1.000	2.000	.000	.000	-	.5	1.0	-	1	0	0	0	0
URENA, J.	HI	T20	.500	.500	.500	1.000	.000	.000	1.000	.8	2.0	10.8	9	0	0	1	0
BUMMER, A.	HI	T20	.500	.500	.500	1.000	.000	.000	1.000	.2	.5	6.8	3	0	0	1	0
MADRIGAL, N.	HI	T20	.349	.377	.378	.755	.029	.095	.647	7.2	32.7	5.2	254	1	1	2	0
HARRISON, J.	HI	T20	.336	.417	.586	1.003	.250	.328	1.048	13.9	27.6	8.5	139	1	10	0	4
FRAZIER, C.	HI	T20	.279	.415	.586	1.001	.307	.516	1.092	26.8	53.8	8.9	265	1	7	0	0
MILLER, B.	HI	T20	.268	.358	.523	.880	.254	.376	.893	19.6	55.9	7.0	330	0	6	0	2
TROUT, M.	HI	T20	.266	.357	.511	.868	.245	.390	.877	27.9	81.9	6.8	499	10	0	0	1
WINKER, J.	HI	T20	.258	.421	.594	1.014	.335	.577	1.143	41.0	83.2	9.5	397	1	12	0	0
DIAZ, E.	HI	T20	.250	.295	.481	.775	.231	.298	.679	2.4	12.6	4.0	112	1	0	0	1
BEDROSIAN, C.	HI	T20	.250	.250	.500	.750	.250	.250	.667	.1	.5	4.5	4	0	0	0	0
GYORKO, J.	HI	T20	.247	.325	.485	.810	.237	.354	.768	11.3	44.4	5.2	326	4	0	0	1
ADAMES, W.	HI	T20	.237	.316	.428	.744	.191	.310	.706	8.2	55.4	4.8	450	3	2	0	5
ACUNA, R.	HI	T20	.236	.369	.504	.873	.268	.516	1.011	31.2	73.7	7.5	415	2	9	0	0
GARDNER, B.	HI	T20	.221	.348	.429	.777	.208	.376	.785	5.7	36.2	5.3	274	0	2	1	2
GALLAGHER, C.	HI	T20	.212	.266	.407	.672	.195	.271	.576	-1.4	11.1	3.0	128	0	0	0	1
LAMB, J.	HI	T20	.211	.318	.368	.687	.158	.303	.656	.1	9.6	4.2	89	0	1	1	0
GONSOLIN, T.	HI	T20	.211	.231	.237	.468	.026	.053	.333	-3.1	2.5	1.8	46	0	0	7	0
MATZ, S.	HI	T20	.200	.250	.200	.450	.000	.067	.308	-1.3	.7	1.3	17	0	0	1	0
DOZIER, H.	HI	T20	.189	.308	.290	.598	.101	.280	.565	-6.8	28.2	3.1	339	0	1	1	2
HIURA, K.	HI	T20	.188	.286	.281	.567	.092	.161	.504	-12.4	24.6	2.7	332	0	20	0	0
CUETO, J.	HI	T20	.172	.226	.241	.467	.069	.138	.375	-2.5	1.8	1.9	33	0	0	2	0
SANCHEZ, S.	HI	T20	.171	.216	.200	.416	.029	.086	.310	-3.5	1.9	1.5	41	0	0	4	0
MERCER, J.	HI	T20	.167	.196	.167	.363	.000	.028	.239	-12.9	3.5	1.0	114	1	1	2	0
FARMER, B.	HI	T20	.167	.286	.167	.452	.000	.167	.400	-.5	.4	1.9	7	0	0	0	0
MALDONADO, M.	HI	T20	.154	.301	.277	.578	.123	.331	.569	-8.1	24.9	2.9	318	2	2	2	1
CASTILLO, L.	HI	T20	.133	.175	.167	.341	.033	.100	.269	-7.3	2.3	1.1	69	0	0	6	0
WOODRUFF, B.	HI	T20	.123	.136	.138	.275	.015	.031	.172	-9.9	1.3	.6	71	0	0	5	0
DELMONICO, N.	HI	T20	.121	.147	.121	.268	.000	.030	.161	-5.1	.4	.3	34	0	0	0	0
ANDERSON, T.	HI	T20	.048	.091	.048	.139	.000	.048	.098	-8.4	.2	.1	46	0	0	2	0
HOUCK, T.	HI	T20	.000	.000	.000	.000	.000	.000	.000	-4.3	.0	.0	17	0	0	0	0
CURTISS, J.	HI	T20	.000	.000	.000	.000	.000	.000	.000	-1.5	.0	.0	6	0	0	0	0
HOYT, J.	HI	T20	.000	.500	.000	.500	.000	1.000	1.000	.1	.1	3.5	2	0	0	0	0
VALDEZ, C.	HI	T20	.000	.000	.000	.000	.000	.000	.000	-.3	.0	.0	2	0	0	1	0
Hilton Head Hammerin' Hedgehogs			.232	.330	.417	.747	.185	.323	.725	107.6	639.5	4.8	5189	27	74	39	20

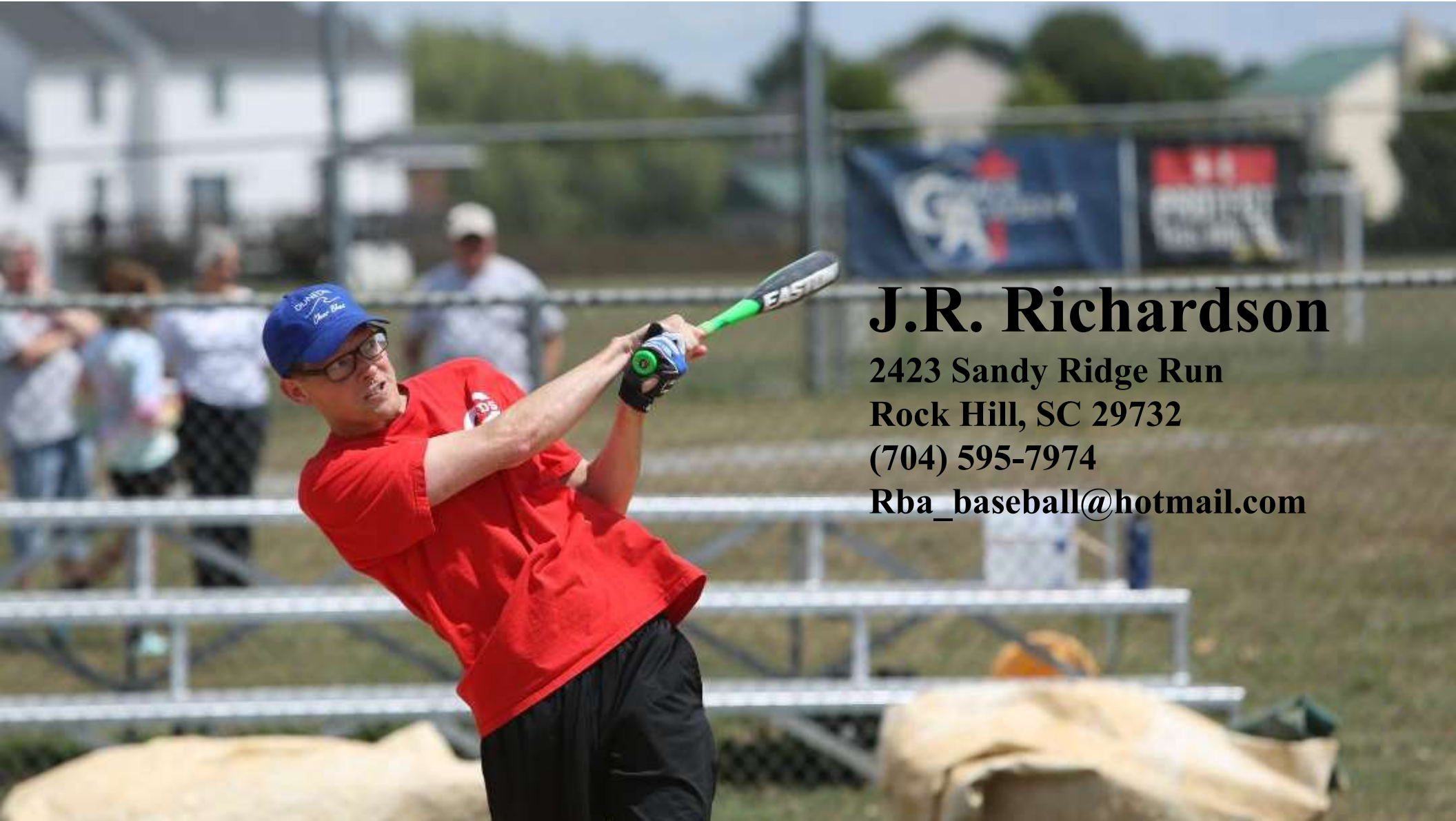
ROOSTERS



**ROCHESTER
CHEETAHS
2021 Opening Day
Starting Lineup**

**1-Carlos Santana, 1B 2-Bryce Harper, RF 3-Donovan Solano, 2B
4-A.J. Pollock, CF 5-Asdrubal Cabrera, 3B 6-Shohei Ohtani, LF
7-Curt Casali, C 8-Vimalael Machin, SS 9-Carlos Carrasco, P**





J.R. Richardson

2423 Sandy Ridge Run

Rock Hill, SC 29732

(704) 595-7974

Rba_baseball@hotmail.com

20 Pitchers	Tm	Lg	W	L	PCT	SV	ERA	G	GS	CG	SHO	QS	IP	H	R	ER	HR	SO	BB
NOVA, I.	RO	T20	0	0	-	0	.00	1	0	0	0	0	1.0	0	0	0	0	0	1
WEBB, J.	RO	T20	1	1	.500	3	1.52	29	0	0	0	0	29.2	15	7	5	4	22	13
PEREZ, O.	RO	T20	6	4	.600	2	1.81	49	0	0	0	0	49.2	28	19	10	3	40	11
WORKMAN, B.	RO	T20	0	0	-	0	2.23	34	0	0	0	0	44.1	41	13	11	1	49	20
DUFFEY, T.	RO	T20	3	2	.600	5	2.37	47	0	0	0	0	57.0	44	20	15	6	61	14
KIM, K.	RO	T20	8	4	.667	0	2.51	16	16	3	1	8	104.0	48	31	29	12	86	40
DOLIS, R.	RO	T20	5	5	.500	9	2.54	57	0	0	0	0	63.2	33	21	18	8	73	36
KITTREDGE, A.	RO	T20	2	1	.667	0	3.10	21	0	0	0	0	20.1	16	10	7	3	19	6
CAHILL, T.	RO	T20	2	3	.400	0	3.14	14	13	0	0	6	66.0	44	23	23	6	65	47
BOXBERGER, B.	RO	T20	4	0	1.000	1	3.52	44	0	0	0	0	46.0	28	20	18	9	52	25
MELLA, K.	RO	T20	2	1	.667	1	3.62	32	0	0	0	0	27.1	23	12	11	4	30	10
MERRYWEATHER, J.	RO	T20	8	3	.727	0	3.67	29	10	2	2	4	98.0	112	53	40	10	95	26
JOHNSON, P.	RO	T20	0	3	.000	1	3.92	42	0	0	0	0	43.2	39	31	19	6	47	34
CARRASCO, C.	RO	T20	7	8	.467	0	3.98	31	31	0	0	13	174.0	134	81	77	28	187	79
ALVAREZ, J.	RO	T20	3	1	.750	0	4.34	19	0	0	0	0	18.2	13	9	9	3	23	10
ANDERSON, B.	RO	T20	3	11	.214	0	4.38	25	24	0	0	8	117.0	121	69	57	21	89	43
DIEKMAN, J.	RO	T20	3	6	.333	11	4.88	46	0	0	0	0	51.2	35	30	28	9	71	26
GONZALEZ, G.	RO	T20	3	8	.273	0	5.60	22	18	0	0	4	82.0	93	53	51	19	90	30
MORTON, C.	RO	T20	3	7	.300	0	5.63	22	20	0	0	4	96.0	114	64	60	17	101	39
OHTANI, S.	RO	T20	1	0	1.000	0	12.27	5	0	0	0	0	7.1	14	10	10	2	5	1
Rochester Cheetahs			64	68	.485	33	3.74	585	132	5	3	47	1197.1	995	576	498	171	1205	511

20 Pitchers	Tm	Lg	SUP/9	R/9	ERA	BF/9	BR/9	H/9	BB/9	SO/9	HR/9	ERPT	OBA	BF	BR	IBB	HB	WP	BK
NOVA, I.	RO	T20	.0	.00	.00	36.0	9.0	.0	9.0	.0	.00	.5	.000	4	1	0	0	0	0
WEBB, J.	RO	T20	.0	2.12	1.52	35.2	8.5	4.6	3.6	6.7	1.21	8.5	.149	116	28	1	1	0	0
PEREZ, O.	RO	T20	.0	3.44	1.81	34.1	7.4	5.1	2.0	7.2	.54	12.7	.163	188	41	0	2	0	0
WORKMAN, B.	RO	T20	.0	2.64	2.23	38.6	12.6	8.3	4.1	9.9	.20	9.2	.250	190	62	0	1	0	0
DUFFEY, T.	RO	T20	.0	3.16	2.37	36.8	8.8	6.9	1.7	9.6	.95	11.0	.203	233	56	3	1	2	0
KIM, K.	RO	T20	4.5	2.68	2.51	34.4	7.6	4.2	3.5	7.4	1.04	18.4	.135	398	88	0	0	2	0
DOLIS, R.	RO	T20	.0	2.97	2.54	36.6	9.8	4.7	4.7	10.3	1.13	11.0	.152	259	69	3	3	1	0
KITTREDGE, A.	RO	T20	.0	4.43	3.10	36.3	8.9	7.1	1.8	8.4	1.33	2.3	.211	82	20	2	0	0	0
CAHILL, T.	RO	T20	4.2	3.14	3.14	38.5	12.5	6.0	6.3	8.9	.82	7.1	.190	282	92	1	2	2	0
BOXBERGER, B.	RO	T20	.0	3.91	3.52	38.2	10.4	5.5	4.5	10.2	1.76	3.0	.167	195	53	2	2	0	0
MELLA, K.	RO	T20	.0	3.95	3.62	37.9	10.5	7.6	3.0	9.9	1.32	1.5	.221	115	32	1	0	4	0
MERRYWEATHER, J.	RO	T20	5.3	4.87	3.67	38.7	12.6	10.3	2.3	8.7	.92	4.7	.287	421	137	1	0	0	0
JOHNSON, P.	RO	T20	.0	6.39	3.92	41.6	14.6	8.0	6.6	9.7	1.24	.9	.235	202	71	2	0	1	0
CARRASCO, C.	RO	T20	3.7	4.19	3.98	37.6	11.4	6.9	4.0	9.7	1.45	2.4	.214	726	220	1	8	1	0
ALVAREZ, J.	RO	T20	.0	4.34	4.34	39.1	11.1	6.3	4.8	11.1	1.45	-.5	.186	81	23	0	0	0	0
ANDERSON, B.	RO	T20	3.5	5.31	4.38	39.7	13.1	9.3	3.1	6.8	1.62	-3.6	.265	516	170	3	9	0	0
DIEKMAN, J.	RO	T20	.0	5.23	4.88	37.6	11.0	6.1	4.0	12.4	1.57	-4.4	.193	216	63	3	5	0	0
GONZALEZ, G.	RO	T20	3.6	5.82	5.60	40.9	13.8	10.2	3.2	9.9	2.09	-13.6	.280	373	126	1	4	1	0
MORTON, C.	RO	T20	5.0	6.00	5.63	40.4	14.5	10.7	3.4	9.5	1.59	-16.2	.302	431	155	3	5	1	0
OHTANI, S.	RO	T20	.0	12.27	12.27	47.9	20.9	17.2	1.2	6.1	2.45	-6.7	.389	39	17	0	2	0	0
Rochester Cheetahs			2.6	4.33	3.74	38.1	11.5	7.5	3.6	9.1	1.29	48.3	.224	5067	1524	27	45	15	0



35 Players	Tm	Lg	AVG	G	AB	R	H	2B	3B	HR	TB	RBI	SO	BB	ASB	SB	CS	SBP	GDP
DIEKMAN, J.	RO	T20	.500	46	2	0	1	0	0	0	1	0	0	0	0	0	0	-	0
WORKMAN, B.	RO	T20	.400	34	5	0	2	0	0	0	2	1	1	0	0	0	0	-	0
JOHNSON, P.	RO	T20	.333	42	3	1	1	1	0	0	2	1	0	0	0	0	0	-	0
CRAWFORD, B.	RO	T20	.282	117	355	57	100	24	2	25	203	66	95	34	2	2	0	100.0	3
NIMMO, B.	RO	T20	.279	123	408	79	114	22	7	20	210	51	99	75	4	4	0	100.0	6
SOLANO, D.	RO	T20	.273	124	403	43	110	25	2	3	148	38	75	28	1	1	0	100.0	3
MORTON, C.	RO	T20	.267	22	30	4	8	0	0	1	11	4	9	0	0	0	0	-	1
HARPER, B.	RO	T20	.263	131	448	102	118	14	1	38	248	80	96	90	30	26	4	86.7	6
TELLEZ, R.	RO	T20	.259	93	220	28	57	15	0	13	111	32	33	26	0	0	0	-	5
SANDOVAL, P.	LI	T20	.250	5	4	0	1	0	0	0	1	0	0	1	0	0	0	-	0
POLLOCK, A.	RO	T20	.249	121	438	67	109	11	4	33	227	95	103	26	5	3	2	60.0	8
CABRERA, A.	RO	T20	.231	117	376	40	87	21	6	15	165	52	77	36	0	0	0	-	11
SANTANA, C.	RO	T20	.231	118	308	45	71	8	0	15	124	36	63	50	0	0	0	-	6
MATHISEN, W.	RO	T20	.216	46	51	6	11	0	0	3	20	4	23	4	0	0	0	-	0
CASALI, C.	RO	T20	.209	99	201	27	42	6	0	13	87	27	72	30	3	2	1	66.7	4
OHTANI, S.	RO	T20	.189	104	259	37	49	7	0	13	95	26	84	29	22	20	2	90.9	5
SHAW, T.	RO	T20	.188	112	186	13	35	9	0	8	68	23	60	14	0	0	0	-	4
KIM, K.	RO	T20	.152	16	33	1	5	0	0	0	5	0	9	3	0	0	0	-	1
MACHIN, V.	RO	T20	.144	80	132	14	19	3	0	0	22	7	26	13	0	0	0	-	4
ALTUVE, J.	RO	T20	.137	100	183	16	25	3	0	4	40	16	40	8	0	0	0	-	4
CAHILL, T.	RO	T20	.118	14	17	2	2	0	0	0	2	0	8	1	0	0	0	-	0
GARVER, M.	RO	T20	.088	107	261	13	23	4	0	2	33	8	127	29	0	0	0	-	3
MERRYWEATHER, J.	RO	T20	.067	29	30	2	2	0	0	0	2	0	14	2	0	0	0	-	1
ANDERSON, B.	RO	T20	.065	25	31	2	2	0	0	0	2	1	8	2	0	0	0	-	1
CARRASCO, C.	RO	T20	.059	31	51	2	3	2	0	0	5	0	17	4	0	0	0	-	0
GONZALEZ, G.	RO	T20	.056	22	18	0	1	0	0	0	1	0	6	1	0	0	0	-	0
DUFFEY, T.	RO	T20	.000	47	3	0	0	0	0	0	0	0	0	1	0	0	0	-	0
WEBB, J.	RO	T20	.000	29	4	0	0	0	0	0	0	0	2	0	0	0	0	-	0
DOLIS, R.	RO	T20	.000	57	2	0	0	0	0	0	0	0	0	0	0	0	0	-	0
MELLA, K.	RO	T20	-	32	0	0	0	0	0	0	0	0	0	0	0	0	0	-	0
PEREZ, O.	RO	T20	.000	49	1	0	0	0	0	0	0	0	1	0	0	0	0	-	0
BOXBERGER, B.	RO	T20	.000	44	1	0	0	0	0	0	0	0	1	0	0	0	0	-	0
ALVAREZ, J.	RO	T20	-	19	0	0	0	0	0	0	0	0	0	0	0	0	0	-	0
KITTREDGE, A.	RO	T20	-	21	0	0	0	0	0	0	0	0	0	0	0	0	0	-	0
NOVA, I.	RO	T20	-	1	0	0	0	0	0	0	0	0	0	0	0	0	0	-	0
Rochester Cheetahs			.224	2177	4464	601	998	175	22	206	1835	568	1149	507	67	58	9	86.6	76

35 Players	Tm	Lg	AVG	OBP	SLG	OPS	ISO	SECA	TA	RCON	RC	RC/G	PA	IBB	HBP	SH	SF
DIEKMAN, J.	RO	T20	.500	.500	.500	1.000	.000	.000	1.000	.2	.5	6.8	3	0	0	1	0
WORKMAN, B.	RO	T20	.400	.400	.400	.800	.000	.000	.667	.2	.8	7.2	5	0	0	0	0
JOHNSON, P.	RO	T20	.333	.333	.667	1.000	.333	.333	1.000	.3	.6	5.7	4	0	0	1	0
CRAWFORD, B.	RO	T20	.282	.352	.572	.924	.290	.392	.950	28.8	74.2	7.7	398	2	6	0	3
NIMMO, B.	RO	T20	.279	.404	.515	.918	.235	.429	1.003	39.0	92.4	8.2	498	1	12	0	3
SOLANO, D.	RO	T20	.273	.320	.367	.688	.094	.166	.601	-.3	49.0	4.4	435	4	1	1	2
MORTON, C.	RO	T20	.267	.267	.367	.633	.100	.100	.478	-.9	2.7	2.8	33	0	0	3	0
HARPER, B.	RO	T20	.263	.388	.554	.942	.290	.540	1.082	49.2	106.0	8.3	546	6	4	0	4
TELLEZ, R.	RO	T20	.259	.336	.505	.841	.245	.364	.815	11.4	37.2	5.9	247	2	0	0	1
SANDOVAL, P.	LI	T20	.250	.400	.250	.650	.000	.250	.667	.0	.5	4.5	5	0	0	0	0
POLLOCK, A.	RO	T20	.249	.287	.518	.805	.269	.331	.755	13.2	62.9	4.9	470	7	0	0	6
CABRERA, A.	RO	T20	.231	.297	.439	.736	.207	.303	.670	4.3	47.5	4.2	414	0	0	0	2
SANTANA, C.	RO	T20	.231	.340	.403	.742	.172	.334	.724	7.4	45.0	4.9	367	0	2	4	2
MATHISEN, W.	RO	T20	.216	.286	.392	.678	.176	.255	.625	-.5	6.0	4.1	56	1	1	0	0
CASALI, C.	RO	T20	.209	.315	.433	.747	.224	.378	.732	4.1	28.1	4.6	232	1	1	0	0
OHTANI, S.	RO	T20	.189	.272	.367	.639	.178	.359	.668	-.7	28.2	3.5	290	0	1	0	1
SHAW, T.	RO	T20	.188	.245	.366	.611	.177	.253	.529	-6.5	16.1	2.8	201	1	0	1	0
KIM, K.	RO	T20	.152	.222	.152	.374	.000	.091	.276	-3.7	1.3	1.1	39	0	0	3	0
MACHIN, V.	RO	T20	.144	.221	.167	.387	.023	.121	.299	-14.2	5.1	1.1	148	0	0	3	0
ALTUVE, J.	RO	T20	.137	.172	.219	.390	.082	.126	.296	-20.6	6.5	1.1	193	0	0	1	1
CAHILL, T.	RO	T20	.118	.167	.118	.284	.000	.059	.200	-2.5	.5	.8	21	0	0	3	0
GARVER, M.	RO	T20	.088	.182	.126	.309	.038	.149	.261	-35.8	7.3	.8	297	2	1	6	0
MERRYWEATHER, J.	RO	T20	.067	.125	.067	.192	.000	.067	.138	-5.4	.3	.3	34	0	0	2	0
ANDERSON, B.	RO	T20	.065	.121	.065	.186	.000	.065	.133	-5.7	.4	.3	37	0	0	4	0
CARRASCO, C.	RO	T20	.059	.127	.098	.225	.039	.118	.188	-8.6	1.0	.5	60	0	0	5	0
GONZALEZ, G.	RO	T20	.056	.105	.056	.161	.000	.056	.118	-3.5	.3	.4	23	0	0	4	0
DUFFEY, T.	RO	T20	.000	.250	.000	.250	.000	.333	.333	-.4	.1	.6	4	0	0	0	0
WEBB, J.	RO	T20	.000	.000	.000	.000	.000	.000	.000	-1.0	.0	.0	4	0	0	0	0
DOLIS, R.	RO	T20	.000	.000	.000	.000	.000	.000	.000	-.5	.0	.0	2	0	0	0	0
MELLA, K.	RO	T20	-	-	-	-	-	-	-	.0	.0	.0	2	0	0	2	0
PEREZ, O.	RO	T20	.000	.000	.000	.000	.000	.000	.000	-.3	.0	.0	2	0	0	1	0
BOXBERGER, B.	RO	T20	.000	.000	.000	.000	.000	.000	.000	-.3	.0	.0	1	0	0	0	0
ALVAREZ, J.	RO	T20	-	-	-	-	-	-	-	.0	-	-	0	0	0	0	0
KITTREDGE, A.	RO	T20	-	-	-	-	-	-	-	.0	-	-	0	0	0	0	0
NOVA, I.	RO	T20	-	-	-	-	-	-	-	.0	-	-	0	0	0	0	0
Rochester Cheetahs			.224	.305	.411	.716	.188	.312	.684	46.9	581.3	4.3	5071	27	29	45	25



ARLINGTON RAILSPLITTERS 2021 OPENING DAY STARTING LINEUP

- 1-Kolten Wong, 2B
- 2-Tim Anderson, SS
- 3-Rhys Hoskins, 1B
- 4-Randal Grichuk, CF
- 5-Nicholas Castellanos, LF
- 6-Miguel Andujar, 3B
- 7-Drew Butera, C
- 8-Adam Eaton, RF
- 9-Ryan Castellani, P



A photograph of two men, Don Hirsch and Marty Fiehl, standing outdoors. Don Hirsch is on the left, wearing a dark polo shirt and glasses, smiling. Marty Fiehl is on the right, wearing a light-colored t-shirt under a grey jacket and glasses, also smiling. They are standing in front of a house and trees. A semi-transparent grey box is overlaid on the bottom half of the image, containing contact information.

Don Hirsch (and Marty Fiehl)

9730 SW 75th Loop

Ocala, FL 34481


(732) 216-1368

donlohi53@centurylink.net

The team was sold to Jeff Sajdak in January and will be relocating in Grand Rapids, Michigan where they will be renamed the Grand Rapids Chicks.

★ Grand Rapids,
Michigan







Ken Sajdak
Waukesha Freeman

Jeff Sajdak
Grand Rapids Chicks

18 Pitchers	Tm	Lg	W	L	PCT	SV	ERA	G	GS	CG	SHO	QS	IP	H	R	ER	HR	SO	BB
HOLADAY, B.	AR	T20	0	0	-	0	.00	1	0	0	0	0	2.0	3	0	0	0	2	1
GANT, J.	AR	T20	0	2	.000	14	2.21	38	0	0	0	0	36.2	22	10	9	4	27	17
DOBNAK, R.	AR	T20	6	7	.462	0	2.70	19	19	4	4	14	123.1	99	42	37	12	97	31
HUDSON, D.	AR	T20	5	4	.556	0	3.53	14	14	4	2	6	89.1	70	44	35	14	81	34
HUNTER, T.	AR	T20	2	1	.667	0	3.58	41	0	0	0	0	60.1	55	25	24	9	60	16
HERNANDEZ, J.	AR	T20	2	3	.400	1	3.61	62	0	0	0	0	67.1	53	29	27	11	64	22
CODY, K.	AR	T20	3	2	.600	0	3.79	10	10	0	0	6	54.2	44	26	23	12	36	32
MISIEWICZ, A.	AR	T20	5	2	.714	0	4.17	45	0	0	0	0	49.2	50	26	23	9	57	11
MONTGOMERY, J.	AR	T20	5	11	.313	0	4.17	19	19	4	2	10	105.2	117	56	49	8	109	34
McGEE, J.	AR	T20	2	1	.667	1	4.54	46	0	0	0	0	39.2	39	26	20	11	49	12
BUTERA, D.	AR	T20	0	0	-	0	4.76	4	0	0	0	0	5.2	4	3	3	0	6	1
KINTZLER, B.	AR	T20	6	3	.667	11	4.88	48	0	0	0	0	51.2	48	30	28	15	43	20
OTTAVINO, A.	AR	T20	0	2	.000	0	6.14	45	0	0	0	0	48.1	67	33	33	8	61	19
MUSGROVE, J.	AR	T20	3	8	.273	0	6.21	17	17	1	0	6	91.1	104	67	63	13	101	43
WOOD, A.	AR	T20	5	9	.357	0	6.32	26	20	0	0	5	111.0	159	81	78	20	119	50
JUNIS, J.	AR	T20	5	11	.313	0	6.34	17	16	0	0	6	98.0	130	73	69	22	88	37
CASTELLANI, R.	AR	T20	4	12	.250	0	6.84	17	17	2	0	4	97.1	110	74	74	27	93	65
SADLER, C.	AR	T20	1	0	1.000	0	9.33	32	0	0	0	0	36.2	54	44	38	8	35	35
Arlington Railsplitters			54	78	.409	27	4.87	501	132	15	8	57	1168.2	1228	689	633	203	1128	480


18 Pitchers	Tm	Lg	SUP/9	R/9	ERA	BF/9	BR/9	H/9	BB/9	SO/9	HR/9	ERPT	OBA	BF	BR	IBB	HB	WP	BK
HOLADAY, B.	AR	T20	.0	.00	.00	45.0	18.0	13.5	4.5	9.0	.00	.9	.333	10	4	0	0	0	0
GANT, J.	AR	T20	.0	2.45	2.21	35.6	9.1	5.4	3.7	6.6	.98	7.7	.175	145	37	2	0	1	0
DOBNAK, R.	AR	T20	2.3	3.06	2.70	36.0	9.9	7.2	2.3	7.1	.88	19.3	.220	494	135	0	5	0	0
HUDSON, D.	AR	T20	5.3	4.43	3.53	37.8	11.2	7.1	3.3	8.2	1.41	5.8	.213	375	111	1	8	0	0
HUNTER, T.	AR	T20	.0	3.73	3.58	36.8	11.0	8.2	2.2	9.0	1.34	3.5	.247	247	74	1	4	0	0
HERNANDEZ, J.	AR	T20	.0	3.88	3.61	37.0	10.0	7.1	2.5	8.6	1.47	3.7	.215	277	75	3	3	1	0
CODY, K.	AR	T20	3.3	4.28	3.79	38.7	12.2	7.2	4.9	5.9	1.98	1.9	.221	235	74	2	0	3	0
MISIEWICZ, A.	AR	T20	.0	4.71	4.17	38.2	11.8	9.1	2.0	10.3	1.63	-.3	.256	211	65	0	4	0	0
MONTGOMERY, J.	AR	T20	3.6	4.77	4.17	39.9	13.5	10.0	2.8	9.3	.68	-.8	.280	469	159	1	9	4	0
McGEE, J.	AR	T20	.0	5.90	4.54	39.0	10.9	8.8	2.0	11.1	2.50	-1.9	.248	172	48	3	0	0	0
BUTERA, D.	AR	T20	.0	4.76	4.76	34.9	7.9	6.4	1.6	9.5	.00	-.4	.190	22	5	0	0	0	1
KINTZLER, B.	AR	T20	.0	5.23	4.88	37.8	11.5	8.4	3.1	7.5	2.61	-4.4	.244	217	66	2	0	0	0
OTTAVINO, A.	AR	T20	.0	6.14	6.14	42.3	15.8	12.5	3.0	11.4	1.49	-10.9	.328	227	85	3	2	3	0
MUSGROVE, J.	AR	T20	4.3	6.60	6.21	41.9	14.9	10.2	4.1	10.0	1.28	-21.3	.277	425	151	1	5	3	0
WOOD, A.	AR	T20	4.5	6.57	6.32	43.2	17.3	12.9	3.9	9.6	1.62	-27.4	.337	533	213	2	6	7	0
JUNIS, J.	AR	T20	3.5	6.70	6.34	41.2	15.5	11.9	3.2	8.1	2.02	-24.3	.324	449	169	2	4	3	0
CASTELLANI, R.	AR	T20	3.9	6.84	6.84	42.1	16.2	10.2	5.8	8.6	2.50	-29.6	.288	455	175	2	2	3	0
SADLER, C.	AR	T20	.0	10.80	9.33	48.4	21.8	13.3	8.3	8.6	1.96	-21.3	.338	197	89	1	1	2	0
Arlington Railsplitters			2.5	5.31	4.87	39.7	13.4	9.5	3.5	8.7	1.56	-99.8	.269	5160	1735	26	53	30	1

35 Players	Tm	Lg	AVG	G	AB	R	H	2B	3B	HR	TB	RBI	SO	BB	ASB	SB	CS	SBP	GDP
KINTZLER, B.	AR	T20	.500	48	2	0	1	0	0	0	1	2	0	0	0	0	0	-	0
ANDERSON, T.	AR	T20	.356	109	421	73	150	21	2	20	235	59	106	29	10	7	3	70.0	8
MUNOZ, Y.	AR	T20	.341	76	85	13	29	8	0	1	40	9	15	1	0	0	0	-	1
FLOWERS, T.	AR	T20	.333	3	3	0	1	1	0	0	2	0	1	0	0	0	0	-	0
ANDUJAR, M.	AR	T20	.255	40	51	6	13	2	0	1	18	6	4	1	0	0	0	-	1
HOSKINS, R.	AR	T20	.251	74	195	33	49	12	0	9	88	29	59	42	0	0	0	-	7
GRICHUK, R.	AR	T20	.249	121	490	64	122	18	3	27	227	91	101	20	1	1	0	100.0	13
CASTELLANOS, N.	AR	T20	.238	129	458	54	109	23	4	28	224	78	136	44	1	1	0	100.0	6
DOBNAK, R.	AR	T20	.226	19	31	2	7	1	0	0	8	2	4	3	0	0	0	-	0
GARCIA, G.	AR	T20	.223	81	197	14	44	9	0	0	53	5	51	25	1	1	0	100.0	1
VALAIKA, P.	AR	T20	.223	88	233	26	52	3	0	7	76	22	67	16	1	1	0	100.0	8
WONG, K.	AR	T20	.223	111	390	57	87	11	5	3	117	18	72	46	15	13	2	86.7	4
BUTERA, D.	AR	T20	.210	48	119	7	25	8	0	0	33	7	22	7	0	0	0	-	10
MONTGOMERY, J.	AR	T20	.200	19	30	2	6	0	0	0	6	1	9	3	0	0	0	-	0
WADE, T.	AR	T20	.199	80	171	22	34	4	0	7	59	16	45	15	13	11	2	84.6	2
EATON, A.	AR	T20	.193	96	254	33	49	16	1	6	85	28	58	16	4	4	0	100.0	2
DONALDSON, J.	AR	T20	.190	90	205	22	39	9	0	6	66	18	66	35	0	0	0	-	8
HOLADAY, B.	AR	T20	.188	63	149	4	28	6	0	1	37	11	38	5	0	0	0	-	5
HAMILTON, B.	AR	T20	.187	112	284	33	53	1	0	12	90	32	63	16	15	13	2	86.7	2
JUNIS, J.	AR	T20	.185	17	27	2	5	1	0	0	6	2	11	1	0	0	0	-	0
MATHIS, J.	AR	T20	.179	90	190	19	34	5	3	11	78	35	71	17	0	0	0	-	3
SANTANA, D.	AR	T20	.176	99	250	31	44	14	0	8	82	21	107	29	2	2	0	100.0	2
WOOD, A.	AR	T20	.171	26	35	4	6	2	0	0	8	2	15	3	0	0	0	-	0
HUNTER, T.	AR	T20	.167	41	6	0	1	0	0	0	1	0	2	1	0	0	0	-	0
CESPEDES, Y.	AR	T20	.159	30	44	5	7	1	0	2	14	5	17	4	0	0	0	-	3
MUSGROVE, J.	AR	T20	.087	17	23	0	2	1	0	0	3	3	11	3	0	0	0	-	0
HUDSON, D.	AR	T20	.071	14	28	2	2	0	0	1	5	1	12	3	0	0	0	-	0
CODY, K.	AR	T20	.071	10	14	0	1	0	0	0	1	0	5	1	0	0	0	-	0
CASTELLANI, R.	AR	T20	.036	17	28	1	1	0	0	0	1	0	6	4	0	0	0	-	0
MISIEWICZ, A.	AR	T20	.000	45	2	0	0	0	0	0	0	0	0	0	0	0	0	-	0
OTTAVINO, A.	AR	T20	.000	45	2	0	0	0	0	0	0	0	0	0	0	0	0	-	0
GANT, J.	AR	T20	-	38	0	0	0	0	0	0	0	0	0	0	0	0	0	-	0
HERNANDEZ, J.	AR	T20	-	62	0	0	0	0	0	0	0	0	0	0	0	0	0	-	0
McGEE, J.	AR	T20	-	46	0	0	0	0	0	0	0	0	0	0	0	0	0	-	0
SADLER, C.	AR	T20	-	32	0	0	0	0	0	0	0	0	0	0	0	0	0	-	0
Arlington Railsplitters			.227	2036	4417	529	1001	177	18	150	1664	503	1174	390	63	54	9	85.7	86

35 Players	Tm	Lg	AVG	OBP	SLG	OPS	ISO	SECA	TA	RCON	RC	RC/G	PA	IBB	HBP	SH	SF
KINTZLER, B.	AR	T20	.500	.500	.500	1.000	.000	.000	1.000	.2	.5	13.5	2	0	0	0	0
ANDERSON, T.	AR	T20	.356	.398	.558	.956	.202	.280	.972	39.2	93.1	8.8	457	1	3	0	4
MUNOZ, Y.	AR	T20	.341	.349	.471	.819	.129	.141	.719	3.3	13.5	6.4	86	1	0	0	0
FLOWERS, T.	AR	T20	.333	.333	.667	1.000	.333	.333	1.000	.3	.7	9.0	3	0	0	0	0
ANDUJAR, M.	AR	T20	.255	.269	.353	.622	.098	.118	.487	-1.6	4.6	3.2	52	0	0	0	0
HOSKINS, R.	AR	T20	.251	.393	.451	.844	.200	.415	.876	13.8	36.4	6.4	242	1	4	0	1
GRICHUK, R.	AR	T20	.249	.279	.463	.742	.214	.257	.654	4.5	59.2	4.2	513	2	1	0	2
CASTELLANOS, N.	AR	T20	.238	.315	.489	.804	.251	.349	.783	17.1	72.3	5.4	515	6	9	0	4
DOBNAK, R.	AR	T20	.226	.294	.258	.552	.032	.129	.458	-1.4	2.9	2.8	38	0	0	4	0
GARCIA, G.	AR	T20	.223	.309	.269	.578	.046	.178	.513	-6.4	18.5	3.2	224	1	0	1	1
VALAIKA, P.	AR	T20	.223	.273	.326	.599	.103	.176	.492	-8.2	19.4	2.8	249	0	0	0	0
WONG, K.	AR	T20	.223	.320	.300	.620	.077	.223	.602	-5.2	42.6	3.7	448	0	10	1	1
BUTERA, D.	AR	T20	.210	.254	.277	.531	.067	.126	.385	-7.0	6.1	1.6	126	0	0	0	0
MONTGOMERY, J.	AR	T20	.200	.273	.200	.473	.000	.100	.375	-2.3	2.2	2.1	37	0	0	4	0
WADE, T.	AR	T20	.199	.275	.345	.620	.146	.287	.624	-2.6	17.7	3.4	190	0	3	1	0
EATON, A.	AR	T20	.193	.245	.335	.580	.142	.220	.517	-9.9	22.0	2.9	273	0	2	0	1
DONALDSON, J.	AR	T20	.190	.322	.322	.644	.132	.302	.609	-1.7	21.9	3.4	245	3	5	0	0
HOLADAY, B.	AR	T20	.188	.214	.248	.463	.060	.094	.333	-12.7	7.0	1.5	154	0	0	0	0
HAMILTON, B.	AR	T20	.187	.229	.317	.546	.130	.225	.506	-13.8	22.0	2.5	304	0	0	3	1
JUNIS, J.	AR	T20	.185	.207	.222	.429	.037	.074	.318	-2.5	1.7	1.6	34	0	0	5	1
MATHIS, J.	AR	T20	.179	.245	.411	.656	.232	.321	.597	-4.0	19.1	3.2	208	0	0	0	1
SANTANA, D.	AR	T20	.176	.262	.328	.590	.152	.276	.543	-8.8	23.0	3.0	279	1	0	0	0
WOOD, A.	AR	T20	.171	.237	.229	.465	.057	.143	.379	-2.8	2.1	1.9	39	0	0	1	0
HUNTER, T.	AR	T20	.167	.286	.167	.452	.000	.167	.400	-.5	.4	1.9	7	0	0	0	0
CESPEDES, Y.	AR	T20	.159	.224	.318	.543	.159	.250	.450	-2.5	2.5	1.6	49	2	0	0	1
MUSGROVE, J.	AR	T20	.087	.192	.130	.323	.043	.174	.286	-3.0	1.1	1.1	32	0	0	6	0
HUDSON, D.	AR	T20	.071	.161	.179	.340	.107	.214	.308	-3.6	1.1	1.0	34	0	0	3	0
CODY, K.	AR	T20	.071	.133	.071	.205	.000	.071	.154	-2.5	.2	.4	16	0	0	1	0
CASTELLANI, R.	AR	T20	.036	.156	.036	.192	.000	.143	.185	-5.0	.3	.3	32	0	0	0	0
MISIEWICZ, A.	AR	T20	.000	.000	.000	.000	.000	.000	.000	-.5	.0	.0	2	0	0	0	0
OTTAVINO, A.	AR	T20	.000	.000	.000	.000	.000	.000	.000	-.5	.0	.0	2	0	0	0	0
GANT, J.	AR	T20	-	-	-	-	-	-	-	.0	-	-	0	0	0	0	0
HERNANDEZ, J.	AR	T20	-	-	-	-	-	-	-	.0	-	-	0	0	0	0	0
McGEE, J.	AR	T20	-	-	-	-	-	-	-	.0	-	-	0	0	0	0	0
SADLER, C.	AR	T20	-	-	-	-	-	-	-	.0	-	-	0	0	0	0	0
Arlington Railsplitters			.227	.294	.377	.670	.150	.249	.611	-30.6	496.8	3.8	4892	18	37	30	18







HERO

The 10 players with the highest Batting Average

Name	Tm	Lg	AVG	PA
LeMAHIEU, D.	GU	T20	.404	446
d'ARNAUD, T.	ID	T20	.372	409
SOTO, J.	ID	T20	.363	453
ANDERSON, T.	AR	T20	.356	457
BLACKMON, C.	ID	T20	.344	543
OZUNA, M.	EA	T20	.342	585
SEAGER, C.	LI	T20	.337	453
TURNER, T.	SI	T20	.336	591
CANO, R.	ES	T20	.326	409
BOGAERTS, X.	GU	T20	.324	500

The 10 players with the highest Slugging Average

Name	Tm	Lg	SLG	PA
SOTO, J.	ID	T20	.753	453
VOIT, L.	ES	T20	.666	496
LeMAHIEU, D.	GU	T20	.652	446
RAMIREZ, J.	WC	T20	.646	564
OZUNA, M.	EA	T20	.638	585
SEAGER, C.	LI	T20	.629	453
TURNER, T.	SI	T20	.624	591
d'ARNAUD, T.	ID	T20	.620	409
FLORES, W.	ID	T20	.594	472
MACHADO, M.	HH	T20	.594	421

The 10 players with the highest On Base Percentage

Name	Tm	Lg	OBP	PA
SOTO, J.	ID	T20	.479	453
LeMAHIEU, D.	GU	T20	.469	446
GOLDSCHMIDT, P.	BB	T20	.432	518
OZUNA, M.	EA	T20	.427	585
FREEMAN, F.	WC	T20	.424	602
d'ARNAUD, T.	ID	T20	.423	409
NIMMO, B.	RO	T20	.404	498
CONFORTO, M.	ES	T20	.401	539
ANDERSON, T.	AR	T20	.398	457
CANDELARIO, J.	EA	T20	.396	454

The 10 players with the most Runs Created

Name	Tm	Lg	RC	PA
SOTO, J.	ID	T20	142.9	453
OZUNA, M.	EA	T20	140.7	585
FREEMAN, F.	WC	T20	130.9	602
TURNER, T.	SI	T20	128.7	591
LeMAHIEU, D.	GU	T20	123.1	446
RAMIREZ, J.	WC	T20	119.5	564
TATIS, F.	HO	T20	107.8	556
ABREU, J.	ID	T20	106.3	589
HARPER, B.	RO	T20	106.0	546
GRISHAM, T.	EA	T20	104.1	598

The 14 players with the longest Hitting Streak Current

Name	Tm	Lg	G	PA
TURNER, T.	SI	T20	17	591
ANDERSON, T.	AR	T20	11	457
MORELAND, M.	GU	T20	10	354
TAPIA, R.	HA	T20	9	455
UPTON, J.	HH	T20	7	194
La STELLA, T.	FR	T20	7	267
TAYLOR, C.	SI	T20	7	439
SPRINGER, G.	FR	T20	7	466
OZUNA, M.	EA	T20	7	585

5 players tied at 6

The 18 players with the longest Hitting Streak Season

Name	Tm	Lg	G	PA
LeMAHIEU, D.	GU	T20	25	446
MACHADO, M.	HH	T20	18	421
TATIS, F.	HO	T20	17	556
TURNER, T.	SI	T20	17	591
FLORES, W.	ID	T20	16	472
REYES, F.	HH	T20	16	525
HARPER, B.	RO	T20	16	546
BOHM, A.	HA	T20	15	406
FREEMAN, F.	WC	T20	15	602

9 players tied at 14

The 10 players with the highest Total Average

Name	Tm	Lg	TA	PA
SOTO, J.	ID	T20	1.561	453
LeMAHIEU, D.	GU	T20	1.286	446
OZUNA, M.	EA	T20	1.176	585
RAMIREZ, J.	WC	T20	1.118	564
FREEMAN, F.	WC	T20	1.109	602
d'ARNAUD, T.	ID	T20	1.094	409
HARPER, B.	RO	T20	1.082	546
VOIT, L.	ES	T20	1.052	496
TURNER, T.	SI	T20	1.050	591
GOLDSCHMIDT, P.	BB	T20	1.047	518

The 10 players with the most Runs Contributed

Name	Tm	Lg	RCN	PA
SOTO, J.	ID	T20	79.2	453
OZUNA, M.	EA	T20	69.6	585
FREEMAN, F.	WC	T20	63.1	602
LeMAHIEU, D.	GU	T20	62.8	446
TURNER, T.	SI	T20	59.9	591
RAMIREZ, J.	WC	T20	58.2	564
HARPER, B.	RO	T20	49.2	546
VOIT, L.	ES	T20	48.0	496
GOLDSCHMIDT, P.	BB	T20	47.4	518
d'ARNAUD, T.	ID	T20	45.7	409

The 10 players with the most Runs Scored

Name	Tm	Lg	R	PA
RAMIREZ, J.	WC	T20	119	564
FREEMAN, F.	WC	T20	115	602
TURNER, T.	SI	T20	112	591
GRISHAM, T.	EA	T20	104	598
HARPER, B.	RO	T20	102	546
OZUNA, M.	EA	T20	100	585
BETTS, M.	MR	T20	98	538
TATIS, F.	HO	T20	96	556
SOTO, J.	ID	T20	95	453
ABREU, J.	ID	T20	95	589

The 10 players with the most Runs Batted In

Name	Tm	Lg	RBI	PA
TURNER, T.	SI	T20	123	591
VOIT, L.	ES	T20	111	496
OZUNA, M.	EA	T20	110	585
ABREU, J.	ID	T20	108	589
ALONSO, P.	HH	T20	103	536
RAMIREZ, J.	WC	T20	102	564
HERNANDEZ, T.	BR	T20	99	464
FLORES, W.	ID	T20	97	472
POLLOCK, A.	RO	T20	95	470
GRICHUK, R.	AR	T20	91	513

The 10 players with the most Hits

Name	Tm	Lg	H	PA
TURNER, T.	SI	T20	185	591
BLACKMON, C.	ID	T20	174	543
OZUNA, M.	EA	T20	172	585
ABREU, J.	ID	T20	168	589
GURRIEL, L.	HA	T20	160	525
LeMAHIEU, D.	GU	T20	159	446
FREEMAN, F.	WC	T20	156	602
HERNANDEZ, C.	BR	T20	154	564
CONFORTO, M.	ES	T20	153	539
MERRIFIELD, W.	WA	T20	153	580

The 10 players with the most Doubles

Name	Tm	Lg	2B	PA
WALKER, C.	HA	T20	46	498
HERNANDEZ, C.	BR	T20	46	564
MARTINEZ, J.	NE	T20	45	462
FREEMAN, F.	WC	T20	44	602
BRANTLEY, M.	BB	T20	41	413
McNEIL, J.	MR	T20	38	463
DEVERS, R.	GU	T20	36	462
IGLESIAS, J.	WC	T20	34	315
SOTO, J.	ID	T20	34	453
FRANCO, M.	EB	T20	34	510

The 19 players with the most Triples

Name	Tm	Lg	3B	PA
TURNER, T.	SI	T20	9	591
KIERMAIER, K.	FF	T20	8	253
TUCKER, K.	EB	T20	8	469
RAMIREZ, J.	WC	T20	8	564
HAMPSON, G.	EB	T20	7	407
MONCADA, Y.	FF	T20	7	490
YASTRZEMSKI, M.	BR	T20	7	495
NIMMO, B.	RO	T20	7	498
TATIS, F.	HO	T20	7	556

10 players tied at 6

The 11 players with the most Home Runs

Name	Tm	Lg	HR	PA
VOIT, L.	ES	T20	51	496
SUAREZ, E.	MR	T20	45	504
ALONSO, P.	HH	T20	44	536
RAMIREZ, J.	WC	T20	42	564
OZUNA, M.	EA	T20	40	585
ABREU, J.	ID	T20	39	589
HARPER, B.	RO	T20	38	546
TURNER, T.	SI	T20	38	591
SOTO, J.	ID	T20	36	453

2 players tied at 35

The 10 players with the most Walks

Name	Tm	Lg	BB	PA
FREEMAN, F.	WC	T20	94	602
HARPER, B.	RO	T20	90	546
GOLDSCHMIDT, P.	BB	T20	88	518
SOTO, J.	ID	T20	82	453
HICKS, A.	LI	T20	80	480
OZUNA, M.	EA	T20	78	585
WINKER, J.	HI	T20	75	397
NIMMO, B.	RO	T20	75	498
SUAREZ, E.	MR	T20	74	504
BIGGIO, C.	WA	T20	74	570

The 10 players with the most Strikeouts

Name	Tm	Lg	SO	PA
MONCADA, Y.	FF	T20	164	490
WHITE, E.	SS	T20	159	414
HAPP, I.	BT	T20	158	546
REYES, F.	HH	T20	153	525
MONDESI, A.	FR	T20	150	495
GRISHAM, T.	EA	T20	150	598
ROBERT, L.	SS	T20	147	461
ALONSO, P.	HH	T20	146	536
BAEZ, J.	HH	T20	142	432
ADAMES, W.	HI	T20	142	450

The 12 players with the most MultiHit Games

Name	Tm	Lg	MHG	PA
GURRIEL, L.	HA	T20	52	525
ABREU, J.	ID	T20	52	589
OZUNA, M.	EA	T20	50	585
TURNER, T.	SI	T20	50	591
BLACKMON, C.	ID	T20	48	543
CONFORTO, M.	ES	T20	47	539
STORY, T.	MR	T20	46	608
BOGAERTS, X.	GU	T20	45	500
HERNANDEZ, C.	BR	T20	45	564

3 players tied at 44

The 12 players with the longest Stolen Base Streak Season

Name	Tm	Lg	SB	ASB
ACUNA, R.	HI	T20	22	22
GRISHAM, T.	EA	T20	21	60
HARPER, B.	RO	T20	19	30
ROBERT, L.	SS	T20	17	20
VILLAR, J.	BR	T20	17	33
PHAM, T.	BT	T20	16	16
TURNER, T.	SI	T20	16	18
BERTI, J.	EA	T20	16	37
TAPIA, R.	HA	T20	15	27

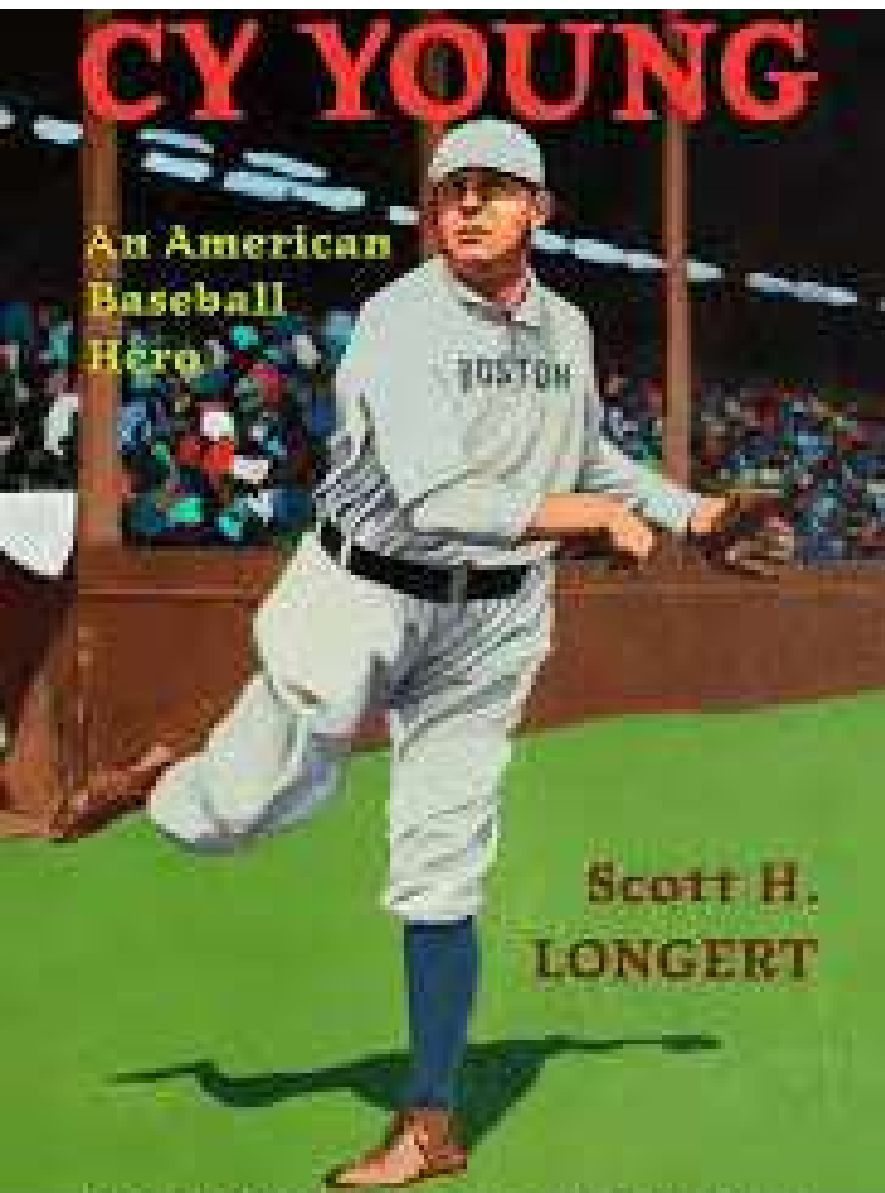
3 players tied at 14

The 10 players with the most Stolen Bases

Name	Tm	Lg	SB	ASB
GRISHAM, T.	EA	T20	54	60
BERTI, J.	EA	T20	33	37
MONDESI, A.	FR	T20	32	40
MARTE, S.	BB	T20	29	33
VILLAR, J.	BR	T20	29	33
HARPER, B.	RO	T20	26	30
TAPIA, R.	HA	T20	24	27
STORY, T.	MR	T20	23	30
ACUNA, R.	HI	T20	22	22
RAMIREZ, J.	WC	T20	22	29

The 10 players with the highest Stolen Base Percentage

Name	Tm	Lg	SBP	ASB
ACUNA, R.	HI	T20	100.0	22
ROBERT, L.	SS	T20	95.0	20
TAVERAS, L.	MR	T20	94.7	19
TURNER, T.	SI	T20	94.4	18
HARRISON, M.	ID	T20	91.3	23
OHTANI, S.	RO	T20	90.9	22
GRISHAM, T.	EA	T20	90.0	60
BERTI, J.	EA	T20	89.2	37
TAPIA, R.	HA	T20	88.9	27
HERNANDEZ, T.	BR	T20	88.2	17



Pitcher awards

The 12 players with the best Wins - Losses

Name	Tm	Lg	W - L	PCT
FRIED, M.	FR	T20	17- 2	.895
HENDRICKS, K.	FF	T20	17- 6	.739
WHEELER, Z.	ID	T20	16- 2	.889
LOPEZ, P.	BB	T20	14- 3	.824
TURNBULL, S.	ID	T20	14- 3	.824
KEUCHEL, D.	ID	T20	14- 5	.737
BIEBER, S.	BT	T20	14- 8	.636

5 players tied at 13

The 11 players with the highest Win Percentage

Name	Tm	Lg	PCT	DEC
FRIED, M.	FR	T20	.895	19
WHEELER, Z.	ID	T20	.889	18
LOPEZ, P.	BB	T20	.824	17
TURNBULL, S.	ID	T20	.824	17
RYU, H.	ES	T20	.800	15
SNELL, B.	EA	T20	.765	17
HENDRICKS, K.	FF	T20	.739	23
KEUCHEL, D.	ID	T20	.737	19
KERSHAW, C.	FR	T20	.722	18

2 players tied at 0.688

The 10 players with the lowest Earned Run Average

Name	Tm	Lg	ERA	IP
BAUER, T.	MI	T20	1.51	179.1
LAMET, D.	EB	T20	1.65	174.2
BASSITT, C.	WA	T20	2.05	162.1
BUNDY, D.	SI	T20	2.05	166.2
BURNES, C.	WA	T20	2.07	143.2
WHEELER, Z.	ID	T20	2.19	185.0
KEUCHEL, D.	ID	T20	2.22	166.1
DAVIES, Z.	WA	T20	2.30	179.2
FRIED, M.	FR	T20	2.51	147.0
HENDRICKS, K.	FF	T20	2.64	201.1

The 10 players with the most Earned Runs Prevented

Name	Tm	Lg	ERPT	IP
BAUER, T.	MI	T20	51.8	179.1
LAMET, D.	EB	T20	47.7	174.2
WHEELER, Z.	ID	T20	39.4	185.0
BUNDY, D.	SI	T20	38.0	166.2
BASSITT, C.	WA	T20	37.1	162.1
DAVIES, Z.	WA	T20	36.0	179.2
KEUCHEL, D.	ID	T20	34.9	166.1
HENDRICKS, K.	FF	T20	32.9	201.1
BURNES, C.	WA	T20	32.5	143.2
BIEBER, S.	BT	T20	31.4	196.0

The 10 players with the most Innings Pitched

Name	Tm	Lg	IP	G
HENDRICKS, K.	FF	T20	201.1	30
BIEBER, S.	BT	T20	196.0	26
DARVISH, Y.	FF	T20	188.0	28
WHEELER, Z.	ID	T20	185.0	25
LYNN, L.	WC	T20	183.2	32
DAVIES, Z.	WA	T20	179.2	25
BAUER, T.	MI	T20	179.1	24
NOLA, A.	LI	T20	179.1	28
WOODRUFF, B.	HI	T20	178.0	29
SCHERZER, M.	EB	T20	177.2	28

The 10 players with the lowest Opposition Batting Average

Name	Tm	Lg	OBA	IP
O'DAY, D.	FF	T20	.103	44.1
HEUER, C.	BR	T20	.106	55.0
COLOME, A.	ID	T20	.116	57.2
SCRUBB, A.	EA	T20	.122	48.0
WILLIAMS, D.	WA	T20	.128	46.0
ROSENTHAL, T.	BB	T20	.129	54.0
KIM, K.	RO	T20	.135	104.0
HOLLAND, G.	ID	T20	.138	77.0
FRIED, M.	FR	T20	.138	147.0
JEFFRESS, J.	MR	T20	.138	45.0

The 11 players with the most Games Started

Name	Tm	Lg	GS	IP-s
LYNN, L.	WC	T20	32	183.2
CARRASCO, C.	RO	T20	31	174.0
HENDRICKS, K.	FF	T20	30	201.1
WOODRUFF, B.	HI	T20	29	178.0
GALLEN, Z.	WC	T20	29	168.1
DARVISH, Y.	FF	T20	28	188.0
SCHERZER, M.	EB	T20	28	177.2
CASTILLO, L.	HI	T20	28	175.0

3 players tied at 27

The 14 players with the most Quality Starts

Name	Tm	Lg	QS	GS
BAUER, T.	MI	T20	21	24
LAMET, D.	EB	T20	20	22
BASSITT, C.	WA	T20	19	23
GALLEN, Z.	WC	T20	19	29
HENDRICKS, K.	FF	T20	19	30
BURNES, C.	WA	T20	18	20
FRIED, M.	FR	T20	18	22
KEUCHEL, D.	ID	T20	18	22
DAVIES, Z.	WA	T20	18	24

5 players tied at 17

The 11 players with the most Complete Games

Name	Tm	Lg	CG	GS
LAMET, D.	EB	T20	9	22
GONZALES, M.	NE	T20	9	23
BIEBER, S.	BT	T20	7	25
WHEELER, Z.	ID	T20	7	25
KEUCHEL, D.	ID	T20	6	22
BAUER, T.	MI	T20	6	24
GIOLITO, L.	BR	T20	6	25
NOLA, A.	LI	T20	6	26
SCHERZER, M.	EB	T20	6	28

2 players tied at 5

The 12 players with the most Shutouts

Name	Tm	Lg	SHO	GS
LAMET, D.	EB	T20	6	22
DOBNAK, R.	AR	T20	4	19
BAUER, T.	MI	T20	4	24
WHEELER, Z.	ID	T20	4	25

8 players tied at 3

The 12 players with the longest Winning Streak Current

Name	Tm	Lg	W	GS
SOROKA, M.	EA	T20	6	6
FRIED, M.	FR	T20	6	22
PONCE, C.	HA	T20	5	6
ARRIETA, J.	EA	T20	4	7
CEASE, D.	BR	T20	4	7
GIBSON, K.	WA	T20	4	21
LOPEZ, J.	SS	T20	4	22
GONZALES, M.	NE	T20	4	23
WHEELER, Z.	ID	T20	4	25

3 players tied at 3

The 12 players with the longest No Wins Streak Current

Name	Tm	Lg	NoW	GS
OVIEDO, J.	MI	T20	13	13
YNOA, H.	HO	T20	11	19
TOUSSAINT, T.	HH	T20	10	13
DUNN, J.	NE	T20	8	18
EOVALDI, N.	EB	T20	8	19
ANDERSON, B.	RO	T20	8	24
SENZATELA, A.	BR	T20	8	27

5 players tied at 7

The 10 players with the least Offensive Support Per 9 Innings

Name	Tm	Lg	SUP/9	IP-s
DARVISH, Y.	FF	T20	2.5	188.0
MAY, D.	SS	T20	2.9	140.0
LESTER, J.	NE	T20	2.9	142.0
SANCHEZ, A.	HO	T20	3.0	143.2
deGROM, J.	MI	T20	3.0	171.1
EFLIN, Z.	MI	T20	3.2	136.1
DAVIES, Z.	WA	T20	3.4	177.2
VOTH, A.	HO	T20	3.5	143.1
BUNDY, D.	SI	T20	3.6	166.2
BIEBER, S.	BT	T20	3.6	194.0

The 10 players with the most Offensive Support Per 9 Innings

Name	Tm	Lg	SUP/9	IP-s
FRIED, M.	FR	T20	6.8	147.0
LOPEZ, P.	BB	T20	6.6	145.2
GONZALES, M.	NE	T20	6.2	168.2
HENDRICKS, K.	FF	T20	6.0	201.1
TURNBULL, S.	ID	T20	5.9	145.2
CASTILLO, L.	HI	T20	5.7	175.0
GALLEN, Z.	WC	T20	5.6	168.1
KERSHAW, C.	FR	T20	5.5	144.2
WAINWRIGHT, A.	BR	T20	5.2	158.2
WHEELER, Z.	ID	T20	5.2	185.0

The 11 players with the most Strikeouts

Name	Tm	Lg	SO	IP
BIEBER, S.	BT	T20	219	196.0
NOLA, A.	LI	T20	215	179.1
DARVISH, Y.	FF	T20	210	188.0
deGROM, J.	MI	T20	208	171.1
SCHERZER, M.	EB	T20	201	177.2
BAUER, T.	MI	T20	198	179.1
COLE, G.	BB	T20	191	172.0
CASTILLO, L.	HI	T20	190	175.0
GIOLITO, L.	BR	T20	188	153.0

2 players tied at 187

The 10 players with the highest Strikeouts Per 9 Innings, Starting

Name	Tm	Lg	SO/9-s	IP-s
BURNES, C.	WA	T20	11.5	142.2
GIOLITO, L.	BR	T20	11.1	153.0
deGROM, J.	MI	T20	10.9	171.1
NOLA, A.	LI	T20	10.9	177.1
MAEDA, K.	FF	T20	10.8	143.0
SCHERZER, M.	EB	T20	10.2	177.2
BIEBER, S.	BT	T20	10.1	194.0
DARVISH, Y.	FF	T20	10.1	188.0
COLE, G.	BB	T20	10.0	172.0
BAUER, T.	MI	T20	9.9	179.1

The 10 players with the lowest Baserunners Per 9 Innings, Starting

Name	Tm	Lg	BR/9-s	IP-s
BASSITT, C.	WA	T20	6.8	162.1
BAUER, T.	MI	T20	6.9	179.1
LAMET, D.	EB	T20	7.0	174.2
KERSHAW, C.	FR	T20	7.0	144.2
BIEBER, S.	BT	T20	7.5	194.0
KEUCHEL, D.	ID	T20	8.3	166.1
DAVIES, Z.	WA	T20	8.4	177.2
WHEELER, Z.	ID	T20	8.4	185.0
FRIED, M.	FR	T20	8.4	147.0
BURNES, C.	WA	T20	8.5	142.2

The 10 players with the highest Baserunners Per 9 Innings, Starting

Name	Tm	Lg	BR/9-s	IP-s
SANCHEZ, A.	HO	T20	15.3	143.2
LESTER, J.	NE	T20	14.5	142.0
MARQUEZ, G.	GU	T20	14.0	168.0
VOTH, A.	HO	T20	13.9	143.1
EFLIN, Z.	MI	T20	13.3	136.1
CIVALE, A.	BT	T20	13.3	147.1
FREELAND, K.	EB	T20	13.2	134.0
SINGER, B.	MR	T20	13.0	150.0
LUZARDO, J.	HA	T20	12.7	149.0
BERRIOS, J.	NE	T20	12.5	153.0

The 10 players with the lowest Hits Per 9 Innings, Starting

Name	Tm	Lg	H/9-s	IP-s
FRIED, M.	FR	T20	4.2	147.0
BAUER, T.	MI	T20	4.3	179.1
LAMET, D.	EB	T20	4.4	174.2
BASSITT, C.	WA	T20	4.5	162.1
BIEBER, S.	BT	T20	5.1	194.0
BURNES, C.	WA	T20	5.4	142.2
KERSHAW, C.	FR	T20	5.5	144.2
KEUCHEL, D.	ID	T20	5.5	166.1
DAVIES, Z.	WA	T20	5.7	177.2
DARVISH, Y.	FF	T20	5.9	188.0

The 10 players with the highest Hits Per 9 Innings, Starting

Name	Tm	Lg	H/9-s	IP-s
SANCHEZ, A.	HO	T20	11.7	143.2
LESTER, J.	NE	T20	11.3	142.0
VOTH, A.	HO	T20	11.2	143.1
EFLIN, Z.	MI	T20	10.7	136.1
CIVALE, A.	BT	T20	10.6	147.1
MARQUEZ, G.	GU	T20	10.6	168.0
LUZARDO, J.	HA	T20	9.7	149.0
SINGER, B.	MR	T20	9.5	150.0
FREELAND, K.	EB	T20	9.4	134.0
FIERS, M.	EA	T20	8.6	136.1

The 10 players with the lowest Walks Per 9 Innings, Starting

Name	Tm	Lg	BB/9-s	IP-s
KERSHAW, C.	FR	T20	1.3	144.2
GONZALES, M.	NE	T20	1.8	168.2
HENDRICKS, K.	FF	T20	1.9	201.1
SCHERZER, M.	EB	T20	1.9	177.2
BASSITT, C.	WA	T20	2.1	162.1
MAEDA, K.	FF	T20	2.1	143.0
WHEELER, Z.	ID	T20	2.2	185.0
BIEBER, S.	BT	T20	2.2	194.0
BAUER, T.	MI	T20	2.4	179.1
CIVALE, A.	BT	T20	2.4	147.1

The 10 players with the highest Walks Per 9 Innings, Starting

Name	Tm	Lg	BB/9-s	IP-s
CARRASCO, C.	RO	T20	4.1	174.0
GALLEN, Z.	WC	T20	4.0	168.1
FRIED, M.	FR	T20	3.8	147.0
BERRIOS, J.	NE	T20	3.7	153.0
CASTILLO, L.	HI	T20	3.7	175.0
TURNBULL, S.	ID	T20	3.5	145.2
MARQUEZ, G.	GU	T20	3.4	168.0
FREELAND, K.	EB	T20	3.4	134.0
GIOLITO, L.	BR	T20	3.4	153.0
SANCHEZ, A.	HO	T20	3.2	143.2

The 10 players with the lowest Home Runs Per 9 Innings, Starting

Name	Tm	Lg	HR/9-s	IP-s
BUNDY, D.	SI	T20	.59	166.2
BAUER, T.	MI	T20	.65	179.1
VALDEZ, F.	SS	T20	.70	168.1
KERSHAW, C.	FR	T20	.81	144.2
LAMET, D.	EB	T20	.82	174.2
DARVISH, Y.	FF	T20	.86	188.0
BASSITT, C.	WA	T20	.89	162.1
HENDRICKS, K.	FF	T20	.89	201.1
LUZARDO, J.	HA	T20	.91	149.0
GAUSMAN, K.	HA	T20	.94	144.0

The 10 players with the highest Home Runs Per 9 Innings, Starting

Name	Tm	Lg	HR/9-s	IP-s
LYNN, L.	WC	T20	1.86	183.2
VOTH, A.	HO	T20	1.76	143.1
SENZATELA, A.	BR	T20	1.66	151.2
LESTER, J.	NE	T20	1.65	142.0
GIOLITO, L.	BR	T20	1.65	153.0
MAEDA, K.	FF	T20	1.57	143.0
SINGER, B.	MR	T20	1.56	150.0
MARQUEZ, G.	GU	T20	1.55	168.0
CIVALE, A.	BT	T20	1.53	147.1
EFLIN, Z.	MI	T20	1.52	136.1

relief

The 11 players with the most Saves

Name	Tm	Lg	SV	SOPP
COLOME, A.	ID	T20	38	84.4
GARCIA, J.	FR	T20	36	90.0
WILLIAMS, D.	WA	T20	28	90.3
HENDRIKS, L.	BB	T20	28	77.8
MINTER, A.	ES	T20	27	87.1
ROMANO, J.	SI	T20	24	96.0
ANDERSON, N.	EA	T20	24	88.9
JEFFRESS, J.	MR	T20	23	82.1
GARCIA, Y.	WC	T20	22	84.6

2 players tied at 18

The 10 players with the highest Save Opportunity Percentage

Name	Tm	Lg	SOPP	SOP
ROMANO, J.	SI	T20	96.0	25
WILLIAMS, D.	WA	T20	90.3	31
GARCIA, J.	FR	T20	90.0	40
ANDERSON, N.	EA	T20	88.9	27
MINTER, A.	ES	T20	87.1	31
GARCIA, Y.	WC	T20	84.6	26
COLOME, A.	ID	T20	84.4	45
JEFFRESS, J.	MR	T20	82.1	28
BLEIER, R.	HA	T20	81.8	22
HENDRIKS, L.	BB	T20	77.8	36

The 10 players with the lowest Earned Run Average, Relieving

Name	Tm	Lg	ERA-r	IP-r
COLOME, A.	ID	T20	.94	57.2
WENDELKEN, J.	WC	T20	1.09	57.2
ROSENTHAL, T.	BB	T20	1.17	54.0
POMERANZ, D.	FF	T20	1.23	44.0
HENDRIKS, L.	BB	T20	1.43	56.2
SCOTT, T.	ES	T20	1.50	54.0
BLEIER, R.	HA	T20	1.61	44.2
GARCIA, J.	FR	T20	1.61	44.2
SCRUBB, A.	EA	T20	1.69	48.0
MINTER, A.	ES	T20	1.79	55.1

The 10 players with the most Earned Runs Prevented, Relieving

Name	Tm	Lg	ERPT-r	IP-r
COLOME, A.	ID	T20	20.3	57.2
WENDELKEN, J.	WC	T20	19.3	57.2
ROSENTHAL, T.	BB	T20	17.6	54.0
HENDRIKS, L.	BB	T20	16.9	56.2
ALCALA, J.	NE	T20	16.2	64.0
SCOTT, T.	ES	T20	15.6	54.0
MINTER, A.	ES	T20	14.2	55.1
POMERANZ, D.	FF	T20	14.1	44.0
ALMONTE, Y.	WC	T20	13.9	63.1
PETIT, Y.	MR	T20	13.9	56.2

The 10 players with the most Innings Pitched, Relieving

Name	Tm	Lg	IP-r	GIR
GARCIA, R.	HO	T20	76.2	43
BETANCES, D.	HH	T20	76.1	36
VALDEZ, P.	EA	T20	70.1	60
DOOLITTLE, S.	HH	T20	69.2	33
HOLLAND, G.	ID	T20	69.1	57
HERNANDEZ, J.	AR	T20	67.1	62
PENA, F.	NE	T20	66.2	35
KNEBEL, C.	HO	T20	65.0	53
ALCALA, J.	NE	T20	64.0	33
DAYTON, G.	BR	T20	64.0	46

The 10 players with the most Relief Points

Name	Tm	Lg	RPT	GIR
GARCIA, J.	FR	T20	104	51
COLOME, A.	ID	T20	102	53
WILLIAMS, D.	WA	T20	84	45
HENDRIKS, L.	BB	T20	78	51
MINTER, A.	ES	T20	75	50
ROMANO, J.	SI	T20	74	38
ANDERSON, N.	EA	T20	68	38
GARCIA, Y.	WC	T20	68	38
JEFFRESS, J.	MR	T20	55	38
BLEIER, R.	HA	T20	50	40

The 13 players with the most Games in Relief

Name	Tm	Lg	GIR	IP-r
HERNANDEZ, J.	AR	T20	62	67.1
VALDEZ, P.	EA	T20	60	70.1
HOLLAND, G.	ID	T20	57	69.1
DOLIS, R.	RO	T20	57	63.2
GREENE, S.	EA	T20	57	57.1
CISNERO, J.	EA	T20	56	58.2
FINNEGAN, K.	BB	T20	56	56.1
SCOTT, T.	ES	T20	56	54.0
CRICHTON, S.	FF	T20	55	61.0

4 players tied at 53

The 11 players with the most Games Finished

Name	Tm	Lg	GF	GIR
GARCIA, J.	FR	T20	45	51
COLOME, A.	ID	T20	44	53
WILLIAMS, D.	WA	T20	38	45
HAND, B.	GU	T20	36	48
MINTER, A.	ES	T20	35	50
HENDRIKS, L.	BB	T20	35	51
ROMANO, J.	SI	T20	34	38
JEFFRESS, J.	MR	T20	33	38
TREINEN, B.	SS	T20	33	51

2 players tied at 32

The 11 players with the most Inherited Runners

Name	Tm	Lg	IR	GIR
RODRIGUEZ, R.	ES	T20	50	51
ROGERS, T.	MI	T20	47	53
SUERO, W.	GU	T20	43	53
GARCIA, R.	HO	T20	41	43
FINNEGAN, K.	BB	T20	38	56
MELANCON, M.	BR	T20	36	42
HENDRIKS, L.	BB	T20	35	51
TREINEN, B.	SS	T20	35	51
HERNANDEZ, J.	AR	T20	35	62

2 players tied at 33

The 10 players with the lowest Inherited Runners Scored Percentage

Name	Tm	Lg	IRSP	IR
QUANTRILL, C.	LI	T20	4.0	25
PEREZ, O.	RO	T20	11.1	27
SPRINGS, J.	SS	T20	13.6	22
HUNTER, T.	AR	T20	14.3	28
RODRIGUEZ, J.	BB	T20	14.3	21
DETWILER, R.	EA	T20	14.8	27
SCOTT, T.	ES	T20	14.8	27
LOAISIGA, J.	EB	T20	16.0	25
MELANCON, M.	BR	T20	16.7	36
CRICHTON, S.	FF	T20	16.7	30

The 11 players with the most Strikeouts, Relieving

Name	Tm	Lg	SO-r	IP-r
PENA, F.	NE	T20	79	66.2
KARINCHAK, J.	LI	T20	78	59.1
TOMLIN, J.	NE	T20	73	62.0
DOLIS, R.	RO	T20	73	63.2
GARCIA, R.	HO	T20	72	76.2
DIEKMAN, J.	RO	T20	71	51.2
BETANCES, D.	HH	T20	71	76.1
JANSEN, K.	HH	T20	70	59.1
VALDEZ, P.	EA	T20	67	70.1

2 players tied at 65

The 10 players with the highest Strikeouts Per 9 Innings, Relieving

Name	Tm	Lg	SO/9-r	IP-r
DIEKMAN, J.	RO	T20	12.4	51.2
KARINCHAK, J.	LI	T20	11.8	59.1
SOTO, G.	MI	T20	11.5	46.0
RAINEY, T.	LI	T20	11.5	47.0
OTTAVINO, A.	AR	T20	11.4	48.1
DIAZ, E.	EB	T20	11.2	49.0
RODRIGUEZ, R.	ES	T20	11.0	50.0
POMERANZ, D.	FF	T20	10.8	44.0
ROSENTHAL, T.	BB	T20	10.8	54.0
BARNES, M.	SI	T20	10.7	47.0

The 10 players with the lowest Baserunners Per 9 Innings, Relieving

Name	Tm	Lg	BR/9-r	IP-r
HEUER, C.	BR	T20	5.9	55.0
QUANTRILL, C.	LI	T20	6.0	43.2
O'DAY, D.	FF	T20	6.1	44.1
HENDRIKS, L.	BB	T20	6.7	56.2
DETWILER, R.	EA	T20	6.7	45.2
COLOME, A.	ID	T20	6.9	57.2
ROSENTHAL, T.	BB	T20	7.2	54.0
PETIT, Y.	MR	T20	7.3	56.2
PEREZ, O.	RO	T20	7.4	49.2
BLEIER, R.	HA	T20	7.5	44.2

The 10 players with the highest Baserunners Per 9 Innings, Relieving

Name	Tm	Lg	BR/9-r	IP-r
KNEBEL, C.	HO	T20	20.8	65.0
BETANCES, D.	HH	T20	19.6	76.1
PAGAN, E.	GU	T20	19.5	47.0
WIDENER, T.	SI	T20	17.7	45.2
KAY, A.	SS	T20	17.3	59.2
SOTO, G.	MI	T20	17.2	46.0
NELSON, N.	HO	T20	15.9	52.2
OTTAVINO, A.	AR	T20	15.8	48.1
ALEXANDER, T.	HO	T20	15.6	54.1
ROGERS, T.	MI	T20	15.0	56.1

The 10 players with the lowest Hits Per 9 Innings, Relieving

Name	Tm	Lg	H/9-r	IP-r
O'DAY, D.	FF	T20	3.0	44.1
HEUER, C.	BR	T20	3.1	55.0
COLOME, A.	ID	T20	3.4	57.2
SCRUBB, A.	EA	T20	3.6	48.0
ROSENTHAL, T.	BB	T20	3.8	54.0
WILLIAMS, D.	WA	T20	3.9	46.0
JEFFRESS, J.	MR	T20	4.2	45.0
MINTER, A.	ES	T20	4.2	55.1
BLEIER, R.	HA	T20	4.2	44.2
QUANTRILL, C.	LI	T20	4.3	43.2

The 10 players with the highest Hits Per 9 Innings, Relieving

Name	Tm	Lg	H/9-r	IP-r
KNEBEL, C.	HO	T20	15.1	65.0
BETANCES, D.	HH	T20	14.1	76.1
WIDENER, T.	SI	T20	12.8	45.2
ALEXANDER, T.	HO	T20	12.6	54.1
OTTAVINO, A.	AR	T20	12.5	48.1
NELSON, N.	HO	T20	12.3	52.2
PAGAN, E.	GU	T20	12.3	47.0
GARCIA, R.	HO	T20	11.9	76.2
ROGERS, T.	MI	T20	11.5	56.1
KAY, A.	SS	T20	11.2	59.2

The 10 players with the lowest Walks Per 9 Innings, Relieving

Name	Tm	Lg	BB/9-r	IP-r
QUANTRILL, C.	LI	T20	1.2	43.2
GREEN, C.	MR	T20	1.6	49.2
STRAHM, M.	FR	T20	1.6	49.1
MAYERS, M.	EB	T20	1.9	51.1
BEEKS, J.	ID	T20	1.9	51.0
BARAGAR, C.	NE	T20	1.9	46.1
BRADLEY, A.	BT	T20	2.0	45.1
MISIEWICZ, A.	AR	T20	2.0	49.2
PEREZ, O.	RO	T20	2.0	49.2
HENDRIKS, L.	BB	T20	2.1	56.2

The 10 players with the highest Walks Per 9 Innings, Relieving

Name	Tm	Lg	BB/9-r	IP-r
SOTO, G.	MI	T20	8.4	46.0
KARINCHAK, J.	LI	T20	7.6	59.1
PAGAN, E.	GU	T20	7.5	47.0
JOHNSON, P.	RO	T20	7.0	43.2
KAY, A.	SS	T20	6.6	59.2
SCRUBB, A.	EA	T20	6.2	48.0
BETANCES, D.	HH	T20	6.0	76.1
KNEBEL, C.	HO	T20	5.8	65.0
CABRERA, G.	BR	T20	5.4	45.1
DOLIS, R.	RO	T20	5.1	63.2

The 10 players with the lowest Home Runs Per 9 Innings, Relieving

Name	Tm	Lg	HR/9-r	IP-r
WORKMAN, B.	RO	T20	.20	44.1
POMERANZ, D.	FF	T20	.20	44.0
COLOME, A.	ID	T20	.31	57.2
SCOTT, T.	ES	T20	.33	54.0
GARCIA, J.	FR	T20	.40	44.2
ROSENTHAL, T.	BB	T20	.50	54.0
MATZEK, T.	WA	T20	.51	52.2
PEREZ, O.	RO	T20	.54	49.2
STAMMEN, C.	BT	T20	.55	49.0
WILLIAMS, D.	WA	T20	.59	46.0

The 10 players with the highest Home Runs Per 9 Innings, Relieving

Name	Tm	Lg	HR/9-r	IP-r
KNEBEL, C.	HO	T20	3.18	65.0
PAGAN, E.	GU	T20	2.87	47.0
ANTONE, T.	BR	T20	2.74	46.0
KINTZLER, B.	AR	T20	2.61	51.2
SUTER, B.	FF	T20	2.57	63.0
WIDENER, T.	SI	T20	2.56	45.2
BARAGAR, C.	NE	T20	2.33	46.1
DOOLITTLE, S.	HH	T20	2.20	69.2
SIMS, L.	WC	T20	2.03	44.1
JANSEN, K.	HH	T20	1.97	59.1

fielding



The 10 players with the highest Range at Second Base

Name	Tm	Lg	RNG	INN
URIAS, L.	HH	T20	4.89	553.2
ODOR, R.	HO	T20	4.75	547.1
SCHOOP, J.	SS	T20	4.73	616.2
SOLANO, D.	RO	T20	4.64	805.2
LeMAHIEU, D.	GU	T20	4.55	575.2
HERNANDEZ, E.	LI	T20	4.43	623.0
WONG, K.	AR	T20	4.40	860.2
DUBON, M.	NE	T20	4.38	588.1
HOERNER, N.	SI	T20	4.36	776.0
LOWE, B.	BT	T20	4.35	938.2

The 10 players with the highest Fielding Average at Second Base

Name	Tm	Lg	FLD	INN
ALBERTO, H.	GU	T20	.996	541.2
HERNANDEZ, C.	BR	T20	.992	1045.1
FLETCHER, D.	FF	T20	.989	865.0
WONG, K.	AR	T20	.988	860.2
SCHOOP, J.	SS	T20	.988	616.2
KIPNIS, J.	WC	T20	.987	658.1
ODOR, R.	HO	T20	.986	547.1
DUBON, M.	NE	T20	.986	588.1
SEGURA, J.	BB	T20	.985	752.2
GALVIS, F.	FR	T20	.983	489.2

The 10 players with the highest Range at Third Base

Name	Tm	Lg	RNG	INN
KINER-FALEFA, I.	BR	T20	2.73	510.1
RENDON, A.	SI	T20	2.40	955.0
MILLER, B.	HI	T20	2.31	607.0
SUAREZ, E.	MR	T20	2.30	1029.2
CABRERA, A.	RO	T20	2.27	762.0
URSHELA, G.	ID	T20	2.26	784.1
MACHADO, M.	HH	T20	2.24	810.2
TORO, A.	HO	T20	2.18	809.0
CANDELARIO, J.	EA	T20	2.17	867.1
RAMIREZ, J.	WC	T20	2.15	1107.2

The 10 players with the highest Fielding Average at Third Base

Name	Tm	Lg	FLD	INN
RENDON, A.	SI	T20	.988	955.0
KINER-FALEFA, I.	BR	T20	.987	510.1
BREGMAN, A.	FR	T20	.979	842.0
MACHADO, M.	HH	T20	.976	810.2
CHAPMAN, M.	SS	T20	.975	554.2
URSHELA, G.	ID	T20	.970	784.1
ARENADO, N.	BB	T20	.970	934.2
CABRERA, A.	RO	T20	.970	762.0
DONALDSON, J.	AR	T20	.964	498.0
RUIZ, R.	WA	T20	.961	817.0

The 10 players with the

The 10 players with the



The 10 players with the highest Range at Shortstop

Name	Tm	Lg	RNG	INN
TATIS, F.	HO	T20	4.99	1115.2
SWANSON, D.	EA	T20	4.78	972.1
ROSARIO, A.	ID	T20	4.75	540.1
BOGAERTS, X.	GU	T20	4.74	981.1
ANDERSON, T.	AR	T20	4.66	891.1
POLANCO, J.	SS	T20	4.61	1010.1
IGLESIAS, J.	WC	T20	4.60	621.2
BAEZ, J.	HH	T20	4.60	935.1
ADAMES, W.	HI	T20	4.53	944.1
CORREA, C.	BT	T20	4.52	891.0

The 10 players with the highest Fielding Average at Shortstop

Name	Tm	Lg	FLD	INN
CORREA, C.	BT	T20	.989	891.0
SWANSON, D.	EA	T20	.987	972.1
BAEZ, J.	HH	T20	.986	935.1
ADAMES, W.	HI	T20	.985	944.1
STORY, T.	MR	T20	.985	1170.1
IGLESIAS, J.	WC	T20	.985	621.2
CRAWFORD, J.	MI	T20	.984	556.2
TATIS, F.	HO	T20	.983	1115.2
LINDOR, F.	ES	T20	.982	1192.2
AHMED, N.	HA	T20	.976	981.1

The 10 players with the highest Range in Left Field

Name	Tm	Lg	RNG	INN
YELICH, C.	WA	T20	1.86	719.1
CRUZ, N.	FR	T20	1.83	841.0
FRAZIER, A.	MI	T20	1.75	581.0
GROSSMAN, R.	FF	T20	1.75	762.2
SMITH, D.	ID	T20	1.73	801.2
PERALTA, D.	ES	T20	1.67	955.2
OZUNA, M.	EA	T20	1.65	1137.2
NIMMO, B.	RO	T20	1.64	614.0
DICKERSON, C.	GU	T20	1.64	884.0
OHTANI, S.	RO	T20	1.64	572.1

The 10 players with the highest Fielding Average in Left Field

Name	Tm	Lg	FLD	INN
GROSSMAN, R.	FF	T20	.987	762.2
PERALTA, D.	ES	T20	.983	955.2
NIMMO, B.	RO	T20	.982	614.0
YELICH, C.	WA	T20	.980	719.1
JIMENEZ, E.	SI	T20	.980	859.1
BRANTLEY, M.	BB	T20	.979	777.0
PHAM, T.	BT	T20	.977	499.2
OZUNA, M.	EA	T20	.967	1137.2
DICKERSON, C.	GU	T20	.958	884.0
FRAZIER, A.	MI	T20	.958	581.0

The 10 players with the

The 10 players with the

The 10 players with the highest Range in Center Field

Name	Tm	Lg	RNG	INN
SPRINGER, G.	FR	T20	3.30	748.0
LEWIS, K.	WC	T20	3.24	746.2
MARTE, S.	BB	T20	3.18	766.2
HICKS, A.	LI	T20	3.14	535.1
MERRIFIELD, W.	WA	T20	3.13	1151.1
McNEIL, J.	MR	T20	3.05	751.1
BLACKMON, C.	ID	T20	3.03	1075.1
BRADLEY, J.	ES	T20	2.97	957.2
SCHWARBER, K.	GU	T20	2.94	704.2
ACUNA, R.	HI	T20	2.91	789.0

The 10 players with the highest Fielding Average in Center Field

Name	Tm	Lg	FLD	INN
LEWIS, K.	WC	T20	1.000	746.2
BLACKMON, C.	ID	T20	.997	1075.1
BRADLEY, J.	ES	T20	.997	957.2
GRISHAM, T.	EA	T20	.997	1077.2
POLLOCK, A.	RO	T20	.996	898.1
MARTE, S.	BB	T20	.996	766.2
DUVALL, A.	BR	T20	.996	795.1
ACUNA, R.	HI	T20	.996	789.0
HICKS, A.	LI	T20	.995	535.1
PILLAR, K.	HO	T20	.994	601.0

The 10 players with the highest Range in Right Field

Name	Tm	Lg	RNG	INN
AQUINO, A.	WC	T20	2.11	624.0
JUDGE, A.	EA	T20	2.02	507.1
HAMILTON, B.	AR	T20	2.01	662.2
REYES, V.	WA	T20	1.91	753.2
ROSARIO, E.	FR	T20	1.90	849.2
ROBERT, L.	SS	T20	1.87	629.0
CONFORTO, M.	ES	T20	1.83	996.2
BETTS, M.	MR	T20	1.83	938.0
YASTRZEMSKI, M.	BR	T20	1.81	625.0
HARPER, B.	RO	T20	1.80	1099.1

The 10 players with the highest Fielding Average in Right Field

Name	Tm	Lg	FLD	INN
CALHOUN, K.	EA	T20	1.000	540.0
VERDUGO, A.	SI	T20	.994	777.0
HAMILTON, B.	AR	T20	.993	662.2
ROBERT, L.	SS	T20	.992	629.0
AQUINO, A.	WC	T20	.986	624.0
KEPLER, M.	EB	T20	.984	651.0
TROUT, M.	HI	T20	.983	633.0
JUDGE, A.	EA	T20	.983	507.1
POLANCO, G.	HA	T20	.982	561.2
HARPER, B.	RO	T20	.982	1099.1

The 10 players with the highest Fielding Average at First Base

Name	Tm	Lg	FLD	INN
FREEMAN, F.	WC	T20	1.000	1165.0
BELT, B.	WA	T20	1.000	504.2
ABREU, J.	ID	T20	.999	1178.1
WHITE, E.	SS	T20	.999	906.1
RIZZO, A.	BT	T20	.999	820.2
MORELAND, M.	GU	T20	.998	729.0
TELLEZ, R.	RO	T20	.998	505.1
GOLDSCHMIDT, P.	BB	T20	.997	988.1
HOSMER, E.	FR	T20	.996	585.1
VOTTO, J.	EB	T20	.996	884.2

The 12 players with the highest Fielding Average at Pitcher


Name	Tm	Lg	FLD	INN
12 players tied at 1.000				

The 10 players with the highest Fielding Average at Catcher

Name	Tm	Lg	FLD	INN
REALMUTO, J.	ES	T20	.999	915.2
PEREZ, R.	BB	T20	.999	588.1
WOLTERS, T.	BT	T20	.999	573.2
BARNHART, T.	MI	T20	.997	588.1
PEREZ, S.	FR	T20	.997	605.2
GRANDAL, Y.	WC	T20	.997	898.0
MATHIS, J.	AR	T20	.997	508.1
PEREZ, M.	SI	T20	.997	774.0
CASALI, C.	RO	T20	.997	499.2
MALDONADO, M.	HI	T20	.996	725.2

The 10 players with the lowest Opposition Stolen Base Average at Catcher


Name	Tm	Lg	OSBA	INN
PEREZ, R.	BB	T20	.122	588.1
GRANDAL, Y.	WC	T20	.170	898.0
CONTRERAS, W.	LI	T20	.244	664.0
MATHIS, J.	AR	T20	.266	508.1
McGUIRE, R.	HO	T20	.279	934.0
VAZQUEZ, C.	GU	T20	.322	726.2
PEREZ, M.	SI	T20	.326	774.0
BARNHART, T.	MI	T20	.337	588.1
PEREZ, S.	FR	T20	.357	605.2
CARATINI, V.	BR	T20	.359	652.1



- FRAWLINGS -
GOLD GLOVE AWARD

Pitcher – Framber Valdez of Scranton fielded 34 chances perfectly to win the Award.
Catcher – Roberto Perez of Beacon had 19 of 20 possible votes to win the Gold Glove.
First Base – Freddie Freeman (West Coast) played errorless ball to win the Gold Glove.
Second Base – Jonathan Schoop of Scranton had 14 votes to win his 2nd straight honor.
Third Base – Isiah Kiner-Falefa (Bradenton) and Anthony Rendon (Silver Spring) each had 19 votes to win Gold Gloves at the hot corner.
Shortstop – Dansby Swanson of Eastport won the glove with an 18 point total.
Left Field – Robbie Grossman (Fargo) and Christian Yelich (Scranton) had 17 votes each.
Center Field – Kyle Lewis of West Coast won the glove with 19 votes.
Right Field – Aristedes Aquino (West Coast) and Billy Hamilton (Arlington) each had 16 votes to earn the Gold Glove.





A person is holding a white sign with a pink border. The sign has the text "LET'S GO" in a sans-serif font and "streaking" in a cursive font. The person is wearing a dark top and light-colored pants, and is standing with one leg raised.

LET'S GO
streaking

streaks

The 14 players with the longest Hitting Streak Current

Name	Tm	Lg	G	PA
TURNER, T.	SI	T20	17	591
ANDERSON, T.	AR	T20	11	457
MORELAND, M.	GU	T20	10	354
TAPIA, R.	HA	T20	9	455
UPTON, J.	HH	T20	7	194
La STELLA, T.	FR	T20	7	267
TAYLOR, C.	SI	T20	7	439
SPRINGER, G.	FR	T20	7	466
OZUNA, M.	EA	T20	7	585

5 players tied at 6

The 63 players with the longest Doubles Streak Current

Name	Tm	Lg	G	PA
MERRIFIELD, W.	WA	T20	3	580
HECHAVARRIA, A.	BB	T20	2	163
CALHOUN, W.	HO	T20	2	196
SMITH, D.	ID	T20	2	420
MARTINEZ, J.	NE	T20	2	462
FLORES, W.	ID	T20	2	472
PERALTA, D.	ES	T20	2	486
YELICH, C.	WA	T20	2	489

55 players tied at 1

The 779 players with the longest Triples Streak Current

Name	Tm	Lg	G	PA
ESHELMAN, T.			1	3
MONTAS, F.	BB	T20	1	52
CANHA, M.	FR	T20	1	326
MILLER, B.	HI	T20	1	330
HAMPSON, G.	EB	T20	1	407
SPRINGER, G.	FR	T20	1	466
BLACKMON, C.	ID	T20	1	543
RAMIREZ, J.	WC	T20	1	564

771 players tied at 0

The 56 players with the longest Home Run Streak Current

Name	Tm	Lg	G	PA
TURNER, T.	SI	T20	5	591
ROSARIO, E.	FR	T20	3	408
DIAZ, E.	HI	T20	2	112
AROZARENA, R.	MR	T20	2	193
CABRERA, A.	RO	T20	2	414
SEAGER, C.	LI	T20	2	453
ANDERSON, T.	AR	T20	2	457
DEVERS, R.	GU	T20	2	462
ALONSO, P.	HH	T20	2	536

47 players tied at 1

The 18 players with the longest Hitting Streak Season

Name	Tm	Lg	G	PA
LeMAHIEU, D.	GU	T20	25	446
MACHADO, M.	HH	T20	18	421
TATIS, F.	HO	T20	17	556
TURNER, T.	SI	T20	17	591
FLORES, W.	ID	T20	16	472
REYES, F.	HH	T20	16	525
HARPER, B.	RO	T20	16	546
BOHM, A.	HA	T20	15	406
FREEMAN, F.	WC	T20	15	602

9 players tied at 14

The 23 players with the longest Doubles Streak Season

Name	Tm	Lg	G	PA
STEVENSON, A.	FF	T20	5	95
DIAZ, A.	WC	T20	5	123
IGLESIAS, J.	WC	T20	5	315
MILLER, B.	HI	T20	5	330
GOLDSCHMIDT, P.	BB	T20	5	518

18 players tied at 4

The 12 players with the longest Triples Streak Season

Name	Tm	Lg	G	PA

12 players tied at 2

The 21 players with the longest Home Run Streak Season

Name	Tm	Lg	G	PA
FREEMAN, F.	WC	T20	7	602
FRAZIER, C.	HI	T20	6	265
CALHOUN, K.	EA	T20	6	397
SCHWARBER, K.	GU	T20	5	425
SUAREZ, E.	MR	T20	5	504
TURNER, T.	SI	T20	5	591

15 players tied at 4

The 10 players with the longest Extra Base Hit Streak Current

Name	Tm	Lg	G	PA
TURNER, T.	SI	T20	6	591
HOSKINS, R.	AR	T20	3	242
GARDNER, B.	HI	T20	3	274
ROSARIO, E.	FR	T20	3	408
ANDERSON, T.	AR	T20	3	457
SPRINGER, G.	FR	T20	3	466
MYERS, W.	SS	T20	3	494
GUERRERO, V.	HO	T20	3	513
ALONSO, P.	HH	T20	3	536
MERRIFIELD, W.	WA	T20	3	580

The 22 players with the longest Walks Streak Current

Name	Tm	Lg	G	PA
SOTO, J.	ID	T20	7	453
MONCADA, Y.	FF	T20	5	490
SMITH, W.	MR	T20	4	314
ANDERSON, I.	HH	T20	3	14
ROMINE, A.	EA	T20	3	157
WINKER, J.	HI	T20	3	397
STORY, T.	MR	T20	3	608

15 players tied at 2

The 10 players with the longest On Base Streak Current

Name	Tm	Lg	G	PA
HARPER, B.	RO	T20	28	546
VERDUGO, A.	SI	T20	19	440
WONG, K.	AR	T20	18	448
TATIS, F.	HO	T20	18	556
TURNER, T.	SI	T20	17	591
ARRAEZ, L.	FR	T20	16	255
SOTO, J.	ID	T20	16	453
OZUNA, M.	EA	T20	16	585
HOSKINS, R.	AR	T20	14	242
HICKS, A.	LI	T20	14	480

The 11 players with the longest Hitless Streak Current

Name	Tm	Lg	G	PA
LUZARDO, J.	HA	T20	20	54
GARCIA, R.	HO	T20	15	18
HILL, R.	FR	T20	15	34
YAMAMOTO, J.	SI	T20	12	23
DAVIES, Z.	WA	T20	12	64
FLEMING, J.	FF	T20	11	24
MERCADO, O.	WC	T20	11	66
BEMBOOM, A.	BR	T20	11	89
GODLEY, Z.	HO	T20	10	24

2 players tied at 9

The 18 players with the longest Extra Base Hit Streak Season

Name	Tm	Lg	G	PA
FREEMAN, F.	WC	T20	10	602
BRINSON, L.	HH	T20	8	189
PEREZ, S.	FR	T20	7	328
WALKER, C.	HA	T20	7	498

14 players tied at 6

The 14 players with the longest Walks Streak Season

Name	Tm	Lg	G	PA
OZUNA, M.	EA	T20	8	585
BELT, B.	WA	T20	7	244
BERTI, J.	EA	T20	7	312
MALDONADO, M.	HI	T20	7	318
SEAGER, K.	BR	T20	7	333
SOTO, J.	ID	T20	7	453
GOLDSCHMIDT, P.	BB	T20	7	518

7 players tied at 6

The 12 players with the longest On Base Streak Season

Name	Tm	Lg	G	PA
LeMAHIEU, D.	GU	T20	30	446
CONFORTO, M.	ES	T20	30	539
HARPER, B.	RO	T20	28	546
SOTO, J.	ID	T20	26	453
CRUZ, N.	FR	T20	26	457
DICKERSON, C.	GU	T20	25	450
BELLINGER, C.	SS	T20	25	481
RENDON, A.	SI	T20	25	502
OZUNA, M.	EA	T20	25	585

3 players tied at 24

The 10 players with the longest Hitless Streak Season

Name	Tm	Lg	G	PA
ALTUVE, J.	RO	T20	22	193
LUZARDO, J.	HA	T20	20	54
CASTRO, H.	BR	T20	19	136
McGUIRE, R.	HO	T20	19	362
SHAW, T.	RO	T20	17	201
MORAN, C.	HA	T20	17	207
VALAIIKA, P.	AR	T20	17	249
WHEELER, Z.	ID	T20	16	73
FRAZIER, T.	WC	T20	16	105
HEDGES, A.	SS	T20	16	128

The 10 players with the longest No Home Run Streak Current

Name	Tm	Lg	G	PA
HERNANDEZ, C.	BR	T20	124	564
HOERNER, N.	SI	T20	101	364
GIMENEZ, A.	LI	T20	91	294
AKIYAMA, S.	LI	T20	84	330
BART, J.	HH	T20	80	282
MADRIGAL, N.	HI	T20	79	254
GARCIA, G.	AR	T20	77	224
TAPIA, R.	HA	T20	75	455
KEMP, T.	MR	T20	74	248
URIAS, L.	HH	T20	74	284

The 10 players with the longest No Home Run Streak Season

Name	Tm	Lg	G	PA
HERNANDEZ, C.	BR	T20	124	564
HOERNER, N.	SI	T20	101	364
NAYLOR, J.	HH	T20	92	220
GIMENEZ, A.	LI	T20	91	294
SOLAK, N.	HH	T20	86	449
AKIYAMA, S.	LI	T20	84	330
BART, J.	HH	T20	80	282
PANIK, J.	SI	T20	79	222
MADRIGAL, N.	HI	T20	79	254
GARVER, M.	RO	T20	78	297

The 13 players with the longest No Strike Out Streak Current

Name	Tm	Lg	G	PA
La STELLA, T.	FR	T20	19	267
ANDUJAR, M.	AR	T20	17	52
WIETERS, M.	MI	T20	9	49
FISHER, D.	NE	T20	9	81
KELLER, M.	LI	T20	8	15
DOBNAK, R.	AR	T20	8	38
SMITH, P.	SS	T20	8	76
FRAZIER, T.	WC	T20	8	105
LeMAHIEU, D.	GU	T20	8	446

4 players tied at 7

The 12 players with the longest No Strike Out Streak Season

Name	Tm	Lg	G	PA
La STELLA, T.	FR	T20	19	267
ANDUJAR, M.	AR	T20	17	52
NAYLOR, J.	HH	T20	17	220
CRAWFORD, J.	MI	T20	16	320
GARCIA, L.	WA	T20	15	152
NEWMAN, K.	HO	T20	15	162
ARENADO, N.	BB	T20	15	439
TROMP, C.	HO	T20	14	120
ARRAEZ, L.	FR	T20	13	255

3 players tied at 12

The 11 players with the longest Stolen Base Streak Current

Name	Tm	Lg	SB	ASB
ACUNA, R.	HI	T20	22	22
ROBERT, L.	SS	T20	17	20
PHAM, T.	BT	T20	16	16
SLATER, A.	WC	T20	14	14
OHTANI, S.	RO	T20	14	22
KIERMAIER, K.	FF	T20	13	13
HAMILTON, B.	AR	T20	12	15
GROSSMAN, R.	FF	T20	12	22

3 players tied at 11

The 12 players with the longest Stolen Base Streak Season

Name	Tm	Lg	SB	ASB
ACUNA, R.	HI	T20	22	22
GRISHAM, T.	EA	T20	21	60
HARPER, B.	RO	T20	19	30
ROBERT, L.	SS	T20	17	20
VILLAR, J.	BR	T20	17	33
PHAM, T.	BT	T20	16	16
TURNER, T.	SI	T20	16	18
BERTI, J.	EA	T20	16	37
TAPIA, R.	HA	T20	15	27

3 players tied at 14

The 12 players with the longest Winning Streak Current

Name	Tm	Lg	W	GS
SOROKA, M.	EA	T20	6	6
FRIED, M.	FR	T20	6	22
PONCE, C.	HA	T20	5	6
ARRIETA, J.	EA	T20	4	7
CEASE, D.	BR	T20	4	7
GIBSON, K.	WA	T20	4	21
LOPEZ, J.	SS	T20	4	22
GONZALES, M.	NE	T20	4	23
WHEELER, Z.	ID	T20	4	25

3 players tied at 3

The 15 players with the longest Winning Streak Season

Name	Tm	Lg	W	GS
SNELL, B.	EA	T20	8	21
LAMET, D.	EB	T20	7	22
HENDRICKS, K.	FF	T20	7	30
SOROKA, M.	EA	T20	6	6
FRIED, M.	FR	T20	6	22
TURNBULL, S.	ID	T20	6	22
KERSHAW, C.	FR	T20	6	24

8 players tied at 5

The 26 players with the longest Losing Streak Current

Name	Tm	Lg	L	GS
OVIEDO, J.	MI	T20	10	13
DUNN, J.	NE	T20	7	18
JUNIS, J.	AR	T20	5	16
PERALTA, F.	SS	T20	4	4
WEAVER, L.	GU	T20	4	15
HARVEY, M.	HH	T20	4	20
ANDERSON, I.	HH	T20	3	6

19 players tied at 2

The 14 players with the longest Losing Streak Season

Name	Tm	Lg	L	GS
OVIEDO, J.	MI	T20	10	13
CASTELLANI, R.	AR	T20	7	17
DUNN, J.	NE	T20	7	18
HARVEY, M.	HH	T20	7	20
PADDACK, C.	BT	T20	7	22
LESTER, J.	NE	T20	7	24
SKUBAL, T.	HH	T20	6	21

7 players tied at 5

The 10 players with the longest Quality Starts Streak Current

Name	Tm	Lg	QS	GS
BURNES, C.	WA	T20	17	20
BASSITT, C.	WA	T20	10	23
LAMET, D.	EB	T20	9	22
deGROM, J.	MI	T20	8	25
BUNNY, D.	SI	T20	7	24
PONCE, C.	HA	T20	6	6
QUANTRILL, C.	LI	T20	6	6
GONSOLIN, T.	HI	T20	6	17
BAUER, T.	MI	T20	6	24
FRIED, M.	FR	T20	5	22

The 11 players with the longest Quality Starts Streak Season

Name	Tm	Lg	QS	GS
BURNES, C.	WA	T20	17	20
BAUER, T.	MI	T20	14	24
KERSHAW, C.	FR	T20	14	24
KEUCHEL, D.	ID	T20	12	22
BASSITT, C.	WA	T20	10	23
LAMET, D.	EB	T20	9	22
LOPEZ, P.	BB	T20	9	24

4 players tied at 8

The 12 players with the longest No Wins Streak Current

Name	Tm	Lg	NoW	GS
OVIEDO, J.	MI	T20	13	13
YNOA, H.	HO	T20	11	19
TOUSSAINT, T.	HH	T20	10	13
DUNN, J.	NE	T20	8	18
EOVALDI, N.	EB	T20	8	19
ANDERSON, B.	RO	T20	8	24
SENZATELA, A.	BR	T20	8	27

5 players tied at 7

The 10 players with the longest No Wins Streak Season

Name	Tm	Lg	NoW	GS
SANCHEZ, A.	HO	T20	20	25
OVIEDO, J.	MI	T20	13	13
LYLES, J.	MI	T20	13	16
FEDDE, E.	HA	T20	13	22
CASTILLO, L.	HI	T20	12	28
PEREZ, M.	EA	T20	11	16
YNOA, H.	HO	T20	11	19
HARVEY, M.	HH	T20	11	20
SANDOVAL, P.	SS	T20	11	21
ANDERSON, B.	RO	T20	11	24

The 12 players with the longest Shutout Innings Current

Name	Tm	Lg	IP	GS
GIOLITO, L.	BR	T20	23.0	25
PONCE, C.	HA	T20	13.0	6
BASSITT, C.	WA	T20	13.0	23
LUZARDO, J.	ES	T20	13.0	24
GREINKE, Z.	ES	T20	12.0	17
MANAEA, S.	HH	T20	11.0	16
GONZALES, M.	NE	T20	11.0	23
PETERSON, D.	BR	T20	10.2	19

4 players tied at 10.0

The 10 players with the longest Shutout Innings Season

Name	Tm	Lg	IP	GS
LAMET, D.	EB	T20	29.0	22
QUANTRILL, C.	LI	T20	26.0	6
DOBNAK, R.	AR	T20	26.0	19
KERSHAW, C.	FR	T20	26.0	24
DUFFY, D.	MR	T20	25.0	20
NOLA, A.	LI	T20	24.0	26
GAUSMAN, K.	HA	T20	23.0	21
BAUER, T.	MI	T20	23.0	24
GIOLITO, L.	BR	T20	23.0	25
PONCE, C.	HA	T20	22.0	6

The 13 players with the longest Saves Streak Current

Name	Tm	Lg	SV	SOP
GARCIA, Y.	WC	T20	17	26
JEFFRESS, J.	MR	T20	13	28
HENDRIKS, L.	BB	T20	11	36
ROMANO, J.	SI	T20	10	25
WILLIAMS, D.	WA	T20	9	31
BLEIER, R.	HA	T20	7	22
GARCIA, J.	FR	T20	7	40
COLOME, A.	ID	T20	6	45
PERALTA, W.	MI	T20	5	11

4 players tied at 4

The 11 players with the longest Saves Streak Season

Name	Tm	Lg	SV	SOP
MINTER, A.	ES	T20	19	31
GARCIA, J.	FR	T20	18	40
GARCIA, Y.	WC	T20	17	26
ROMANO, J.	SI	T20	14	25
JEFFRESS, J.	MR	T20	13	28
COLOME, A.	ID	T20	12	45
RAMIREZ, Y.	MI	T20	11	18
ANDERSON, N.	EA	T20	11	27
HENDRIKS, L.	BB	T20	11	36

2 players tied at 10

The 12 players with the longest Errorless Games Streak Current

Name	Tm	Lg	G	INN
FREEMAN, F.	WC	T20	131	1165.0
MARTE, S.	BB	T20	120	1052.2
CALHOUN, K.	EA	T20	100	802.2
REYNOLDS, B.	WC	T20	92	612.2
TAPIA, R.	HA	T20	91	852.2
FLETCHER, D.	FF	T20	88	919.0
HAMILTON, B.	AR	T20	85	740.0
GROSSMAN, R.	FF	T20	80	769.2
GRISHAM, T.	EA	T20	78	1131.1

3 players tied at 74

The 10 players with the longest Errorless Games Streak Season

Name	Tm	Lg	G	INN
FREEMAN, F.	WC	T20	131	1165.0
MARTE, S.	BB	T20	120	1052.2
LEWIS, K.	WC	T20	103	1012.2
CALHOUN, K.	EA	T20	100	802.2
BLACKMON, C.	ID	T20	95	1079.1
WHITE, E.	SS	T20	94	906.1
REYNOLDS, B.	WC	T20	92	612.2
REALMUTO, J.	ES	T20	92	915.2
TAPIA, R.	HA	T20	91	852.2
FLETCHER, D.	FF	T20	88	919.0

The 40 players with the longest Error Games Streak Current

Name	Tm	Lg	G	INN
TORO, A.	HO	T20	3	824.1
BOHM, A.	HA	T20	2	804.1
McCUTCHEM, A.	NE	T20	2	963.2
SUAREZ, E.	MR	T20	2	1029.2

36 players tied at 1

The 17 players with the longest Error Games Streak Season

Name	Tm	Lg	G	INN
BOGAERTS, X.	GU	T20	4	981.1

16 players tied at 3





TRIVIA

The 30 players with the most Batters Faced

Rank	Name	Tm	Lg	BF	IP
1	HENDRICKS, K.	FF	T20	808	201.1
2	LYNN, L.	WC	T20	777	183.2
3	MARQUEZ, G.	GU	T20	756	168.0
4	BIEBER, S.	BT	T20	753	196.0
5	CASTILLO, L.	HI	T20	748	175.0
6	NOLA, A.	LI	T20	746	179.1
7	SCHERZER, M.	EB	T20	735	177.2
8	WOODRUFF, B.	HI	T20	734	178.0
9	DARVISH, Y.	FF	T20	727	188.0
10	CARRASCO, C.	RO	T20	726	174.0
11	WHEELER, Z.	ID	T20	720	185.0
12	GALLEN, Z.	WC	T20	700	168.1
13	DAVIES, Z.	WA	T20	698	179.2
14	GONZALES, M.	NE	T20	693	168.2
15	COLE, G.	BB	T20	691	172.0
16	deGROM, J.	MI	T20	679	171.1
17	RYU, H.	ES	T20	673	170.0
18	VALDEZ, F.	SS	T20	672	168.1
	BAUER, T.	MI	T20	672	179.1
20	CIVALE, A.	BT	T20	669	150.2
21	BERRIOS, J.	NE	T20	665	153.0
22	SANCHEZ, A.	HO	T20	661	143.2
23	SINGER, B.	MR	T20	658	150.0
24	LOPEZ, J.	SS	T20	657	141.2
	LAMET, D.	EB	T20	657	174.2
26	SENZATELA, A.	BR	T20	656	151.2
27	LESTER, J.	NE	T20	653	142.0
28	BUNDY, D.	SI	T20	652	166.2
29	WAINWRIGHT, A.	BR	T20	649	158.2
30	KEUCHEL, D.	ID	T20	642	166.1

The 30 players with the highest Complete Games Percentage

Rank	Name	Tm	Lg	CGP	CG
1	LAMET, D.	EB	T20	40.9	9
2	GONZALES, M.	NE	T20	39.1	9
3	BIEBER, S.	BT	T20	28.0	7
	WHEELER, Z.	ID	T20	28.0	7
5	KEUCHEL, D.	ID	T20	27.3	6
6	MAY, D.	SS	T20	26.3	5
7	BAUER, T.	MI	T20	25.0	6
8	GIOLITO, L.	BR	T20	24.0	6
9	NOLA, A.	LI	T20	23.1	6
10	SCHERZER, M.	EB	T20	21.4	6
11	WAINWRIGHT, A.	BR	T20	17.4	4
12	HENDRICKS, K.	FF	T20	16.7	5
	BERRIOS, J.	NE	T20	16.7	4
	LESTER, J.	NE	T20	16.7	4
15	GAUSMAN, K.	HA	T20	14.3	3
16	HEANEY, A.	EB	T20	13.6	3
17	BAUER, T.	WA	T20	12.5	3
	EFLIN, Z.	MI	T20	12.5	3
	LUZARDO, J.	HA	T20	12.5	3
	VALDEZ, F.	SS	T20	12.5	3
21	deGROM, J.	MI	T20	12.0	3
22	DARVISH, Y.	FF	T20	10.7	3
23	WOODRUFF, B.	HI	T20	10.3	3
24	FREELAND, K.	EB	T20	9.5	2
25	TURNBULL, S.	ID	T20	9.1	2
26	BASSITT, C.	WA	T20	8.7	2
27	BUNDY, D.	SI	T20	8.3	2
	KERSHAW, C.	FR	T20	8.3	2
	LOPEZ, P.	BB	T20	8.3	2

2 players tied at 26

The 31 players with the most Doubles Allowed

Rank	Name	Tm	Lg	2B	IP
1	NOLA, A.	LI	T20	45	179.1
2	MARQUEZ, G.	GU	T20	44	168.0
3	LYNN, L.	WC	T20	41	183.2
	DARVISH, Y.	FF	T20	41	188.0
5	VALDEZ, F.	SS	T20	40	168.1
6	COLE, G.	BB	T20	38	172.0
7	KEUCHEL, D.	ID	T20	37	166.1
8	GIOLITO, L.	ID	T20	36	133.2
9	MAY, D.	SS	T20	35	140.2
	SCHERZER, M.	EB	T20	35	177.2
11	CASTILLO, L.	HI	T20	34	175.0
12	EFLIN, Z.	MI	T20	32	136.1
	WOODRUFF, B.	HI	T20	32	178.0
	WHEELER, Z.	ID	T20	32	185.0
15	BUNDY, D.	SI	T20	31	166.2
	GALLEN, Z.	WC	T20	31	168.1
18	BAUER, T.	MI	T20	31	179.1
19	LESTER, J.	NE	T20	30	142.0
	SANCHEZ, S.	HI	T20	29	110.1
	COBB, A.	LI	T20	29	128.1
	MINOR, M.	BT	T20	29	131.0
	CARRASCO, C.	RO	T20	29	174.0
24	HENDRICKS, K.	FF	T20	29	201.1
	PADDACK, C.	BT	T20	28	134.2
	CIVALE, A.	BT	T20	28	150.2
27	BERRIOS, J.	NE	T20	28	153.0
	WALKER, T.	ES	T20	27	138.0
	deGROM, J.	MI	T20	27	171.1
	BIEBER, S.	BT	T20	27	196.0

2 players tied at 26

The 60 players with the most Triples Allowed

Rank	Name	Tm	Lg	3B	IP
1	HOUSER, A.	SS	T20	7	136.2
2	PEREZ, M.	EA	T20	6	91.0
3	CORBIN, P.	LI	T20	6	122.0
4	MARQUEZ, G.	GU	T20	6	168.0
5	ROGERS, T.	MI	T20	5	56.1
6	GARCIA, R.	HO	T20	5	76.2
7	WOODFORD, J.	SI	T20	5	123.0
8	KELLER, B.	ID	T20	5	133.2
9	LOPEZ, P.	BB	T20	5	145.2
	SINGER, B.	MR	T20	5	150.0
	LORENZEN, M.	MR	T20	4	57.0
	DOOLITTLE, S.	HH	T20	4	69.2
	KELLY, M.	FR	T20	4	79.2
	WOOD, A.	AR	T20	4	111.0
	GRAY, S.	FR	T20	4	123.1
	LESTER, J.	NE	T20	4	142.0
	VOTH, A.	HO	T20	4	143.1
	GALLEN, Z.	WC	T20	4	168.1
	GONZALES, M.	NE	T20	4	168.2
	LYNN, L.	WC	T20	4	183.2

The 34 players with the most Home Runs Allowed

Rank	Name	Tm	Lg	HR	IP
1	LYNN, L.	WC	T20	38	183.2
2	HARVEY, M.	HH	T20	35	119.1
3	TOUSSAINT, T.	HH	T20	31	69.2
4	BIEBER, S.	BT	T20	30	196.0
5	MARQUEZ, G.	GU	T20	29	168.0
6	VOTH, A.	HO	T20	28	143.1
	SENZATELA, A.	BR	T20	28	151.2
	GIOLITO, L.	BR	T20	28	153.0
	CARRASCO, C.	RO	T20	28	174.0
	CASTILLO, L.	HI	T20	28	175.0
11	CASTELLANI, R.	AR	T20	27	97.1
	WACHA, M.	HH	T20	27	123.0
	GALLEN, Z.	WC	T20	27	168.1
	GONZALES, M.	NE	T20	27	168.2
	deGROM, J.	MI	T20	27	171.1
	COLE, G.	BB	T20	27	172.0
17	SKUBAL, T.	HH	T20	26	121.2
	LESTER, J.	NE	T20	26	142.0
	SINGER, B.	MR	T20	26	150.0
	RYU, H.	ES	T20	26	170.0
21	NEWCOMB, S.	HO	T20	25	96.2
	CANNING, G.	FF	T20	25	99.0
	MAEDA, K.	FF	T20	25	143.0
	CIVALE, A.	BT	T20	25	150.2
25	DAVIES, Z.	WA	T20	24	179.2
26	KNEBEL, C.	HO	T20	23	65.0
	CLEVERING, M.	ES	T20	23	105.1
	EFLIN, Z.	MI	T20	23	136.1
	SANCHEZ, A.	HO	T20	23	143.2

5 players tied at 22

The 55 players with the most Intentional Walks

Rank	Name	Tm	Lg	IBB	IP
1	HOLLAND, G.	ID	T20	7	77.0
	ALEXANDER, T.	HO	T20	7	83.0
3	KOLAREK, A.	FR	T20	6	42.2
	HARRIS, W.	NE	T20	6	51.2
	GIVENS, M.	HA	T20	6	52.2
	FLORO, D.	FR	T20	6	58.0
	FONT, W.	HO	T20	6	58.2
	BETANCES, D.	HH	T20	6	76.1
9	MARTIN, B.	HO	T20	5	36.0
	BRITTON, Z.	ES	T20	5	43.2
	HAND, B.	GU	T20	5	50.2
	IGLESIAS, R.	HH	T20	5	51.2
	CESSA, L.	GU	T20	5	52.1
	WENDELKEN, J.	WC	T20	5	57.2
	DOOLITTLE, S.	HH	T20	5	69.2
16	THIELBAR, C.	EA	T20	4	38.0
	ROGERS, T.	MR	T20	4	40.1
	BARD, D.	MI	T20	4	42.1
	FINNEGAN, K.	BB	T20	4	56.1
	TREINEN, B.	SS	T20	4	58.2
	CURTISS, J.	HI	T20	4	59.1
	JANSEN, K.	HH	T20	4	59.1
	GAUSMAN, K.	HA	T20	4	144.0

32 players tied at 3

The 418 players with the most Balks

Rank	Name	Tm	Lg	BK	IP
1	CIVALE, A.	BT	T20	2	150.2
2	BUTERA, D.	AR	T20	1	5.2
	MILONE, T.	GU	T20	1	23.2
	GARCIA, Y.	WC	T20	1	33.2
	KNEBEL, C.	HO	T20	1	65.0
	CORBIN, P.	LI	T20	1	122.0
	JAVIER, C.	SI	T20	1	129.0
	SANCHEZ, A.	HO	T20	1	143.2
	GAUSMAN, K.	HA	T20	1	144.0
	LUZARDO, J.	HA	T20	1	150.0
	SINGER, B.	MR	T20	1	150.0

407 players tied at 0

The 61 players with the most Wild Pitches

Rank	Name	Tm	Lg	WP	IP
1	WOOD, A.	AR	T20	7	111.0
2	BETANCES, D.	HH	T20	6	76.1
	GREINKE, Z.	ES	T20	6	115.0
	EOVALDI, N.	EB	T20	6	117.2
	LOPEZ, J.	SS	T20	6	141.2
	MARQUEZ, G.	GU	T20	6	168.0
	deGROM, J.	MI	T20	6	171.1
8	FONT, W.	HO	T20	5	58.2
	BRUBAKER, J.	GU	T20	5	117.1
	MAY, D.	SS	T20	5	140.2
	SINGER, B.	MR	T20	5	150.0
12	MELLA, K.	RO	T20	4	27.1
	KARINCHAK, J.	LI	T20	4	59.1
	CRICHTON, S.	FF	T20	4	61.0
	WISLER, M.	ID	T20	4	61.0
	RICHARDS, G.	FF	T20	4	65.0
	GOMBER, A.	WC	T20	4	71.1
	GODLEY, Z.	HO	T20	4	73.1
	LYLES, J.	MI	T20	4	79.2
	MONTGOMERY, J.	AR	T20	4	105.2
	YARBROUGH, R.	BR	T20	4	116.0
	DUFFY, D.	MR	T20	4	117.0
	FEDDE, E.	HA	T20	4	130.2
	SANDOVAL, P.	SS	T20	4	138.0
	BAUER, T.	MI	T20	4	179.1
	LYNN, L.	WC	T20	4	183.2

35 players tied at 3

The 31 players with the most Hit Batsmen

Rank	Name	Tm	Lg	HB	IP
1	WOODRUFF, B.	HI	T20	18	178.0
2	TURNBULL, S.	ID	T20	12	145.2
3	GONZALES, M.	NE	T20	11	168.2
4	YARBROUGH, R.	BR	T20	10	116.0
	BRUBAKER, J.	GU	T20	10	117.1
	HEANEY, A.	EB	T20	10	145.1
7	URQUIDY, J.	BT	T20	9	67.2
	CANNING, G.	FF	T20	9	99.0
	PAXTON, J.	BB	T20	9	104.2
	MONTGOMERY, J.	AR	T20	9	105.2
	GONSOLIN, T.	HI	T20	9	114.0
	ANDERSON, T.	HI	T20	9	116.2
	ANDERSON, B.	RO	T20	9	117.0
	SKUBAL, T.	HH	T20	9	121.2
	FIERS, M.	EA	T20	9	136.1
	SINGER, B.	MR	T20	9	150.0
	RYU, H.	ES	T20	9	170.0
	COLE, G.	BB	T20	9	172.0
	LYNN, L.	WC	T20	9	183.2

12 players tied at 8

The 31 players with the most Singles

Rank	Name	Tm	Lg	1B	PA
1	BLACKMON, C.	ID	T20	133	543
2	LeMAHIEU, D.	GU	T20	111	446
	TURNER, T.	SI	T20	111	591
4	GURRIEL, L.	HA	T20	109	525
5	ANDERSON, T.	AR	T20	107	457
	HERNANDEZ, C.	BR	T20	107	564
7	CONFORTO, M.	ES	T20	105	539
	OZUNA, M.	EA	T20	105	585
9	TAPIA, R.	HA	T20	103	455
	STORY, T.	MR	T20	103	608
11	KINER-FALEFA, I.	BR	T20	102	481
	MERRIFIELD, W.	WA	T20	102	580
13	ABREU, J.	ID	T20	99	589
14	BOGAERTS, X.	GU	T20	98	500
	POLANCO, J.	SS	T20	98	501
16	d'ARNAUD, T.	ID	T20	95	409
	FLETCHER, D.	FF	T20	95	466
	SEGURA, J.	BB	T20	95	475
	MONDESI, A.	FR	T20	95	495
	BETTS, M.	MR	T20	95	538
21	REYES, F.	HH	T20	93	525
22	BOHM, A.	HA	T20	92	406
	GRISHAM, T.	EA	T20	92	598
24	PERALTA, D.	ES	T20	90	486
25	VERDUGO, A.	SI	T20	88	440
26	SOLAK, N.	HH	T20	87	449
27	AHMED, N.	HA	T20	86	492

4 players tied at 85

The 31 players with the most Hit By Pitch

Rank	Name	Tm	Lg	HBP	PA
1	CONTRERAS, W.	LI	T20	21	357
2	HIURA, K.	HI	T20	20	332
	TORO, A.	HO	T20	20	390
4	PROFAR, J.	HO	T20	16	442
5	MUNCY, M.	LI	T20	15	544
6	LOCASTRO, T.	FF	T20	14	178
	RENDON, A.	SI	T20	14	502
	MARTE, S.	BB	T20	14	533
	TATIS, F.	HO	T20	14	556
10	DAVIS, J.	BT	T20	13	344
	CALHOUN, K.	EA	T20	13	397
	SMITH, D.	ID	T20	13	420
	CRUZ, N.	FR	T20	13	457
14	BART, J.	HH	T20	12	282
	WINKER, J.	HI	T20	12	397
	NIMMO, B.	RO	T20	12	498
	CONFORTO, M.	ES	T20	12	539
18	McCANN, J.	EA	T20	11	235
	GIMENEZ, A.	LI	T20	11	294
	PEDERSON, J.	LI	T20	11	294
	GROSSMAN, R.	FF	T20	11	407
22	HARRISON, J.	HI	T20	10	139
	MOUSTAKAS, M.	ES	T20	10	364
	REALMUTO, J.	ES	T20	10	446
	WONG, K.	AR	T20	10	448

6 players tied at 9

The 30 players with the most Sacrifice Flies

Rank	Name	Tm	Lg	SF	PA
1	ARENADO, N.	BB	T20	10	439
2	FRANCO, M.	EB	T20	7	510
3	TAYLOR, M.	HA	T20	6	213
	HERNANDEZ, E.	LI	T20	6	324
	FRANCE, T.	FF	T20	6	354
	MARTE, K.	WC	T20	6	438
	GRANDAL, Y.	WC	T20	6	440
	POLLOCK, A.	RO	T20	6	470
	GREGORIUS, D.	FF	T20	6	522
	RAMIREZ, J.	WC	T20	6	564
11	MORELAND, M.	GU	T20	5	354
	RIZZO, A.	BT	T20	5	406
	BRANTLEY, M.	BB	T20	5	413
	BAEZ, J.	HH	T20	5	432
	ADAMES, W.	HI	T20	5	450
	CRUZ, N.	SI	T20	5	457
	JIMENEZ, E.	FR	T20	5	460
	DUVALL, A.	BR	T20	5	472
	GUERRERO, V.	HO	T20	5	513
20	HARRISON, J.	HI	T20	4	139
	SOGARD, E.	BB	T20	4	166
	GURRIEL, Y.	FR	T20	4	193
	RENFROE, H.	GU	T20	4	220
	ANDERSON, T.	AR	T20	4	457
	TUCKER, K.	EB	T20	4	469
	CASTELLANOS, N.	AR	T20	4	515
	MUNCY, M.	LI	T20	4	544
	HARPER, B.	RO	T20	4	546
	OZUNA, M.	EA	T20	4	585
	TURNER, T.	SI	T20	4	591

The 39 players with the most Sacrifice Hits

Rank	Name	Tm	Lg	SH	PA
1	SCHERZER, M.	EB	T20	14	69
2	WHEELER, Z.	ID	T20	10	73
3	EFLIN, Z.	MI	T20	9	46
	KERSHAW, C.	FR	T20	9	56
	CIVALE, A.	BT	T20	9	57
	BERRIOS, J.	NE	T20	9	61
7	MONTAS, F.	BB	T20	8	52
	SINGER, B.	MR	T20	8	52
	FIERS, M.	EA	T20	8	56
	LOPEZ, P.	BB	T20	8	61
	VALDEZ, F.	SS	T20	8	62
	COLE, G.	BB	T20	8	66
	BIEBER, S.	BT	T20	8	71
14	GONSOLIN, T.	HI	T20	7	46
	SENZATELA, A.	BR	T20	7	51
	HOUSER, A.	SS	T20	7	53
	LUZARDO, J.	HA	T20	7	54
	BUNDY, D.	SI	T20	7	61
	NOLA, A.	LI	T20	7	64
	LAMET, D.	EB	T20	7	65
	RYU, H.	ES	T20	7	65
	GONZALES, M.	NE	T20	7	71
	HENDRICKS, K.	FF	T20	7	79

The 30 players with the most Outs Made

Rank	Name	Tm	Lg	OM	PA
1	STORY, T.	MR	T20	421	608
2	MERRIFIELD, W.	WA	T20	400	580
3	ABREU, J.	ID	T20	397	589
4	LINDOR, F.	ES	T20	391	529
5	ALONSO, P.	HH	T20	390	536
6	GREGORIUS, D.	FF	T20	384	522
	GRISHAM, T.	EA	T20	384	598
8	GRICHUK, R.	AR	T20	383	513
9	TURNER, T.	SI	T20	382	591
10	HAPP, I.	BT	T20	376	546
	BIGGIO, C.	WA	T20	376	570
12	FRANCO, M.	EB	T20	375	510
	MUNCY, M.	LI	T20	375	544
14	REYES, F.	HH	T20	372	525
	LEWIS, K.	WC	T20	372	546
16	POLANCO, J.	SS	T20	370	501
	RAMIREZ, J.	WC	T20	370	564
18	MONCADA, Y.	FF	T20	365	490
19	McCUTCHEN, A.	NE	T20	364	500
	MARTE, S.	BB	T20	364	533
21	GUERRERO, V.	HO	T20	362	513
22	GURRIEL, L.	HA	T20	361	525
23	TATIS, F.	HO	T20	360	556
	KINER-FALEFA, I.	BR	T20	359	481
	BELL, J.	MR	T20	359	489
	CASTELLANOS, N.	AR	T20	359	515
	HERNANDEZ, C.	BR	T20	358	564
	FREEMAN, F.	WC	T20	358	602
	BETTS, M.	MR	T20	357	538
	AHMED, N.	HA	T20	356	492

The 788 players with the most Awarded First on Interference

Rank	Name	Tm	Lg	AFOE	PA
1	TURNBULL, S.	ID	T20	1	65
	FARMER, K.	BR	T20	1	96
	PLAWECKI, K.	BT	T20	1	158
	MENDICK, D.	MR	T20	1	195
	BARNHART, T.	MI	T20	1	237
	SCHOOP, J.	SS	T20	1	320
	PEREZ, M.	SI	T20	1	327
	McGUIRE, R.	HO	T20	1	362
	HOERNER, N.	SI	T20	1	364
	SANTANA, C.	RO	T20	1	367
	BREGMAN, A.	FR	T20	1	382
	TORO, A.	HO	T20	1	390
	VOIT, L.	ES	T20	1	496
	POLANCO, J.	SS	T20	1	501

774 players tied at 0

The 75 players with the most Grand Slam Home Runs

Rank	Name	Tm	Lg	GSHR	PA
1	FLORES, W.	ID	T20	3	472
2	JUDGE, A.	EA	T20	2	271
	STALLINGS, J.	HA	T20	2	320
	CANO, R.	ES	T20	2	409
	CRUZ, N.	FR	T20	2	457
	HARPER, B.	RO	T20	2	546

69 players tied at 1

The 36 players with the most Grounded Into Double Plays

Rank	Name	Tm	Lg	GDP	PA
1	ABREU, J.	ID	T20	19	589
2	PEREZ, M.	SI	T20	17	327
3	FRANCO, M.	EB	T20	16	510
	GURRIEL, L.	HA	T20	16	525
	REYES, F.	HH	T20	16	525
6	ALBERTO, H.	GU	T20	15	321
	VAZQUEZ, C.	GU	T20	15	375
	MACHADO, M.	HH	T20	15	421
	SEAGER, C.	LI	T20	15	453
	KINER-FALEFA, I.	BR	T20	15	481
11	MOLINA, Y.	GU	T20	14	233
	DICKERSON, C.	GU	T20	14	450
	CRUZ, N.	FR	T20	14	457
	DEVERS, R.	GU	T20	14	462
	MARTINEZ, J.	NE	T20	14	462
	HERNANDEZ, T.	BR	T20	14	464
	WALKER, C.	HA	T20	14	498
	POLANCO, J.	SS	T20	14	501
	SUAREZ, E.	MR	T20	14	504
	GUERRERO, V.	HO	T20	14	513
21	DICKERSON, A.	NE	T20	13	379
	RENDON, A.	SI	T20	13	502
	GRICHUK, R.	AR	T20	13	513
	ALONSO, P.	HH	T20	13	536
25	STANTON, G.	FF	T20	12	209
	HERNANDEZ, E.	LI	T20	12	324
	LINDOR, F.	ES	T20	12	529

9 players tied at 11

POSTSEASON

A red speech bubble with a black outline and a drop shadow, containing the text "BYE FOR NOW" in white, bold, uppercase letters.


BYE FOR NOW



With our expanded playoffs, the four Division winners earned a first round BYE.

EASTPORT

**Innisfree Dukes
Farmington River Rats
Eastport Athletics
Waukesha Freeman**



TCBA

**WILD
CARD**

#9 Bradenton @ #8 Fargo

#10 Hilton Head @ #7 West Coast

#11 Morgantown @ #6 Edinburgh

#12 Silver Spring @ #5 Hyde Park

First Round

5 Games Played

Date	No.	Team	R	H	E	G Sc	Starters	Decisions	Save
09/01/20	5	Beacon Braves	4	7	0	62	D. DUNNING	W, L. HENDRIKS	T. ROSENTHAL
19:25m	5	Silver Spring Senators	2	6	0	50	J. FLAHERTY	L, N. RAMIREZ	
Date	No.	Team	R	H	E	G Sc	Starters	Decisions	Save
08/31/20	4	Beacon Braves	13	13	2	63	E. HERNANDEZ	W, E. HERNANDEZ	None
44:01m	4	Silver Spring Senators	3	6	2	32	T. CLARKE	L, T. CLARKE	
Date	No.	Team	R	H	E	G Sc	Starters	Decisions	Save
08/30/20	3	Beacon Braves	5	16	2	41	F. MONTAS	L, K. FINNEGAN	
33:59m	3	Silver Spring Senators	9	15	0	33	D. BUNDY	W, A. CHAPMAN	J. ROMANO
Date	No.	Team	R	H	E	G Sc	Starters	Decisions	Save
08/29/20	2	Silver Spring Senators	1	5	0	63	C. JAVIER	L, N. RAMIREZ	
18:27m	2	Beacon Braves	2	6	0	71	G. COLE	W, J. RODRIGUEZ	A. LOUP
Date	No.	Team	R	H	E	G Sc	Starters	Decisions	Save
08/28/20	1	Silver Spring Senators	3	9	2	41	J. FLAHERTY	L, J. FLAHERTY	
26:48m	1	Beacon Braves	5	9	2	47	P. LOPEZ	W, R. PRESSLY	L. HENDRIKS

#5 Seed Beacon holds serve, defeating the 12th seeded Senators in five games

7 Games Played

Date	No.	Team	R	H	E	G Sc	Starters	Decisions	Save
09/03/20	7	Morgantown Raiders	3	9	0	56	J. MEANS	W, Y. PETIT	J. JEFFRESS
22:42m	7	Edinburgh Scotsmen	2	9	0	60	H. RYU	L, D. CASTILLO	
Date	No.	Team	R	H	E	G Sc	Starters	Decisions	Save
09/02/20	6	Morgantown Raiders	2	6	0	41	L. McCULLERS	L, L. McCULLERS	
18:58m	6	Edinburgh Scotsmen	5	9	1	65	M. CLEVINGER	W, M. CLEVINGER	D. CASTILLO
Date	No.	Team	R	H	E	G Sc	Starters	Decisions	Save
09/01/20	5	Edinburgh Scotsmen	0	10	0	53	T. WALKER	L, T. WALKER	
13:02m	5	Morgantown Raiders	4	3	1	65	C. ANDERSON	W, C. ANDERSON	None
Date	No.	Team	R	H	E	G Sc	Starters	Decisions	Save
08/31/20	4	Edinburgh Scotsmen	3	10	0	26	M. PINEDA	L, M. PINEDA	
16:05m	4	Morgantown Raiders	7	9	2	68	B. SINGER	W, B. SINGER	None
Date	No.	Team	R	H	E	G Sc	Starters	Decisions	Save
08/30/20	3	Edinburgh Scotsmen	7	11	3	12	H. RYU	L, H. RYU	
25:20m	3	Morgantown Raiders	17	16	0	44	J. MEANS	W, J. MEANS	None
Date	No.	Team	R	H	E	G Sc	Starters	Decisions	Save
08/29/20	2	Morgantown Raiders	3	6	0	40	L. McCULLERS	L, L. McCULLERS	
19:38m	2	Edinburgh Scotsmen	7	12	0	52	M. CLEVINGER	W, T. SCOTT	A. MINTER
Date	No.	Team	R	H	E	G Sc	Starters	Decisions	Save
08/28/20	1	Morgantown Raiders	3	7	0	50	B. SINGER	L, B. SINGER	
30:25m	1	Edinburgh Scotsmen	4	5	0	62	T. WALKER	W, T. WALKER	T. SCOTT

Despite the heroics of Jackie Bradley (.433/.469/1.000, 5 HR, 11 RBI) #11 seed Morgantown upsets sixth seeded Edinburgh in seven games

5 Games Played

Date	No.	Team	R	H	E	G Sc	Starters	Decisions	Save
09/01/20	5	West Coast Wrecking Crew	4	6	1	28	Z. GALLEN	L, Z. GALLEN	
16:27m	5	Hilton Head Hammerin' Hedgehogs	9	11	0	66	B. WOODRUFF	W, B. WOODRUFF	None
Date	No.	Team	R	H	E	G Sc	Starters	Decisions	Save
08/31/20	4	West Coast Wrecking Crew	3	7	0	37	D. CASTANO	L, Y. ALMONTE	
26:41m	4	Hilton Head Hammerin' Hedgehogs	8	13	2	43	S. SANCHEZ	W, J. CURTISS	None
Date	No.	Team	R	H	E	G Sc	Starters	Decisions	Save
08/30/20	3	West Coast Wrecking Crew	7	12	0	48	L. LYNN	W, T. CLIPPARD	None
27:20m	3	Hilton Head Hammerin' Hedgehogs	2	4	0	52	L. CASTILLO	L, L. CASTILLO	
Date	No.	Team	R	H	E	G Sc	Starters	Decisions	Save
08/29/20	2	Hilton Head Hammerin' Hedgehogs	5	5	0	60	T. GONSOLIN	W, A. BUMMER	J. HOYT
24:08m	2	West Coast Wrecking Crew	3	6	1	54	Z. GALLEN	L, T. WEBB	
Date	No.	Team	R	H	E	G Sc	Starters	Decisions	Save
08/28/20	1	Hilton Head Hammerin' Hedgehogs	5	7	0	45	B. WOODRUFF	W, B. WOODRUFF	C. VALDEZ
34:35m	1	West Coast Wrecking Crew	4	9	2	56	A. GOMBER	L, J. WENDELKEN	

#10 seed Hilton Head upends #7 seed West Coast in a five game series.

6 Games Played

Date	No.	Team	R	H	E	G Sc	Starters	Decisions	Save
09/02/20	6	Bradenton Buckeyes	1	6	0	28	W. BUEHLER	L, W. BUEHLER	
16:44m	6	Fargo Fungoes	5	8	1	67	K. MAEDA	W, K. MAEDA	None
Date	No.	Team	R	H	E	G Sc	Starters	Decisions	Save
09/01/20	5	Fargo Fungoes	6	9	0	60	Y. DARVISH	W, Y. DARVISH	D. O'DAY
19:16m	5	Bradenton Buckeyes	2	6	1	38	R. YARBROUGH	L, R. YARBROUGH	
Date	No.	Team	R	H	E	G Sc	Starters	Decisions	Save
08/31/20	4	Fargo Fungoes	2	5	1	53	J. FLEMING	L, J. FLEMING	
14:03m	4	Bradenton Buckeyes	8	9	1	72	A. SENZATELA	W, A. SENZATELA	None
Date	No.	Team	R	H	E	G Sc	Starters	Decisions	Save
08/30/20	3	Fargo Fungoes	5	7	0	19	K. HENDRICKS	L, K. HENDRICKS	
16:43m	3	Bradenton Buckeyes	6	10	0	63	A. WAINWRIGHT	W, A. WAINWRIGHT	C. MARTIN
Date	No.	Team	R	H	E	G Sc	Starters	Decisions	Save
08/29/20	2	Bradenton Buckeyes	0	5	1	25	W. BUEHLER	L, W. BUEHLER	
17:48m	2	Fargo Fungoes	10	12	1	83	K. MAEDA	W, K. MAEDA	None
Date	No.	Team	R	H	E	G Sc	Starters	Decisions	Save
08/28/20	1	Bradenton Buckeyes	2	5	1	45	L. GIOLITO	L, L. GIOLITO	
19:50m	1	Fargo Fungoes	6	4	0	78	Y. DARVISH	W, Y. DARVISH	None

Fargo defeats “Bonus Wild Card” Bradenton in six games



**QUARTER
FINAL**

6 Games Played

Date	No.	Team	R	H	E	G Sc	Starters	Decisions	Save	
09/09/20	6	Beacon Braves	3	7	0	56	F. MONTAS	L, T. ROSENTHAL		
12:40m	6	Waukesha Freeman	4	5	0	63	C. BURNES	W, C. BURNES	S. ARMSTRONG	
Date	No.	Team	R	H	E	G Sc	Starters	Decisions	Save	
09/08/20	5	Waukesha Freeman	7	14	1	48	Z. DAVIES	W, Z. DAVIES	C. STASHAK	
24:27m	5	Beacon Braves	3	8	1	27	G. COLE	L, G. COLE		
Date	No.	Team	R	H	E	G Sc	Starters	Decisions	Save	
09/07/20	4	Waukesha Freeman	3	2	1	48	J. URIAS	L, J. URIAS		
13:34m	4	Beacon Braves	4	8	0	72	E. HERNANDEZ	W, E. HERNANDEZ	T. ROSENTHAL	
Date	No.	Team	R	H	E	G Sc	Starters	Decisions	Save	
09/06/20	3	Waukesha Freeman	3	7	1	71	C. BASSITT	L, D. WILLIAMS		
21:31m	3	Beacon Braves	4	3	0	50	P. LOPEZ	W, L. HENDRIKS	None	
Date	No.	Team	R	H	E	Inn	G Sc	Starters	Decisions	Save
09/05/20	2	Beacon Braves	3	9	2	11	67	F. MONTAS	L, A. LOUP	
25:13m	2	Waukesha Freeman	4	4	1		54	C. BURNES	W, D. WILLIAMS	None
Date	No.	Team	R	H	E	G Sc	Starters	Decisions	Save	
09/04/20	1	Beacon Braves	1	6	0	59	G. COLE	L, T. ROSENTHAL		
18:57m	1	Waukesha Freeman	2	6	1	59	Z. DAVIES	W, T. MATZEK	D. WILLIAMS	

Central Division Champion Waukesha (77-55) uses home field advantage to win 3 of the 5 one-run decisions and eliminate Metro wild card Beacon, who had the season's 4th best record (84-48), in six games before a live Zoom audience.

6 Games Played

Date	No.	Team	R	H	E	G Sc	Starters	Decisions	Save
09/09/20	6	Hilton Head Hammerin' Hedgehogs	2	3	2	67	B. WOODRUFF	L, B. WOODRUFF	
9:10m	6	Eastport Athletics	3	2	0	57	B. SNELL	W, B. SNELL	N. ANDERSON
Date	No.	Team	R	H	E	G Sc	Starters	Decisions	Save
09/08/20	5	Eastport Athletics	9	15	0	-1	S. LUGO	L, S. LUGO	
12:03m	5	Hilton Head Hammerin' Hedgehogs	12	9	4	42	T. ANDERSON	W, T. ANDERSON	A. BUMMER
Date	No.	Team	R	H	E	G Sc	Starters	Decisions	Save
09/07/20	4	Eastport Athletics	9	9	0	45	T. McKENZIE	W, T. McKENZIE	None
11:30m	4	Hilton Head Hammerin' Hedgehogs	5	6	0	15	S. SANCHEZ	L, S. SANCHEZ	
Date	No.	Team	R	H	E	G Sc	Starters	Decisions	Save
09/06/20	3	Eastport Athletics	6	9	1	61	M. FIERS	W, M. FIERS	None
10:59m	3	Hilton Head Hammerin' Hedgehogs	2	3	0	40	T. GONSOLIN	L, T. GONSOLIN	
Date	No.	Team	R	H	E	G Sc	Starters	Decisions	Save
09/05/20	2	Hilton Head Hammerin' Hedgehogs	1	2	1	21	B. WOODRUFF	L, B. WOODRUFF	
9:52m	2	Eastport Athletics	10	15	0	69	J. SHEFFIELD	W, J. SHEFFIELD	None
Date	No.	Team	R	H	E	G Sc	Starters	Decisions	Save
09/04/20	1	Hilton Head Hammerin' Hedgehogs	5	6	1	55	L. CASTILLO	W, L. CASTILLO	C. VALDEZ
13:21m	1	Eastport Athletics	4	9	1	31	B. SNELL	L, B. SNELL	

Hilton Head, the 4th place finisher in the Atlantic Division, pushed Metro champion Eastport to six games before succumbing to the #2 seeded Athletics.



4 Games Played

Date	No.	Team	R	H	E	Inn	G Sc	Starters	Decisions	Save
09/07/20	4	Farmington Rats	7	13	1	14	32	M. KELLY	W, M. STRAHM	D. FLORO
29:09m	4	Morgantown Raiders	6	9	3		40	L. McCULLERS	L, E. MARSHALL	
Date	No.	Team	R	H	E		G Sc	Starters	Decisions	Save
09/06/20	3	Farmington Rats	7	14	0		57	R. HILL	W, R. HILL	None
15:02m	3	Morgantown Raiders	2	4	2		43	C. ANDERSON	L, C. ANDERSON	
Date	No.	Team	R	H	E		G Sc	Starters	Decisions	Save
09/05/20	2	Morgantown Raiders	3	5	2		32	B. SINGER	L, B. SINGER	
18:36m	2	Farmington Rats	9	11	1		59	C. KERSHAW	W, C. KERSHAW	None
Date	No.	Team	R	H	E		G Sc	Starters	Decisions	Save
09/04/20	1	Morgantown Raiders	3	4	0		46	D. DUFFY	L, E. MARSHALL	
15:39m	1	Farmington Rats	4	7	0		65	M. FRIED	W, M. FRIED	J. GARCIA

It takes 14 innings, but the #3 seeded River Rats complete their sweep of #11 wild card Morgantown, to advance to the semi-finals

7 Games Played

Date	No.	Team	R	H	E	G Sc	Starters	Decisions	Save
09/10/20	7	Fargo Fungoes	5	9	0	70	K. MAEDA	W, K. MAEDA	None
21:54m	7	Innisfree Dukes	2	6	0	57	S. ALCANTARA	L, S. ALCANTARA	
09/09/20	6	Fargo Fungoes	5	7	1	56	Y. DARVISH	L, D. O'DAY	
23:29m	6	Innisfree Dukes	7	5	0	44	B. KELLER	W, B. GRATEROL	A. COLOME
09/08/20	5	Innisfree Dukes	13	18	0	73	D. KEUCHEL	W, D. KEUCHEL	None
21:17m	5	Fargo Fungoes	1	3	1	37	K. HENDRICKS	L, K. HENDRICKS	
09/07/20	4	Innisfree Dukes	1	4	1	59	Z. WHEELER	L, Z. WHEELER	
20:46m	4	Fargo Fungoes	2	7	0	61	J. FLEMING	W, J. FLEMING	J. HAHN
09/06/20	3	Innisfree Dukes	3	5	0	18	S. ALCANTARA	L, S. ALCANTARA	
20:12m	3	Fargo Fungoes	11	14	0	77	K. MAEDA	W, K. MAEDA	None
09/05/20	2	Fargo Fungoes	6	6	1	44	Y. DARVISH	W, B. SUTER	D. POMERANZ
24:35m	2	Innisfree Dukes	3	4	3	38	B. KELLER	L, B. KELLER	
09/04/20	1	Fargo Fungoes	1	4	1	55	K. HENDRICKS	L, K. HENDRICKS	
21:58m	1	Innisfree Dukes	5	12	0	65	D. KEUCHEL	W, D. KEUCHEL	None

#8 Seed Fargo upsets #1 seeded Innisfree, going the full seven games after the Dukes battled back from a 3 games to 1 deficit.

TCBA

SEMI

FINAL

5 Games Played

Date	No.	Team	R	H	E	G Sc	Starters	Decisions	Save
09/15/20	5	Waukesha Freeman	2	4	0	66	Z. DAVIES	L, D. WILLIAMS	
13:01m	5	Fargo Fungoes	3	6	0	61	K. HENDRICKS	W, D. POMERANZ	D. O'DAY
Date	No.	Team	R	H	E	G Sc	Starters	Decisions	Save
09/14/20	4	Waukesha Freeman	1	4	0	58	J. URIAS	L, J. URIAS	
10:47m	4	Fargo Fungoes	2	5	1	68	K. MAEDA	W, K. MAEDA	J. HAHN
Date	No.	Team	R	H	E	G Sc	Starters	Decisions	Save
09/13/20	3	Waukesha Freeman	2	5	0	66	C. BURNES	L, C. BURNES	
12:39m	3	Fargo Fungoes	6	6	0	62	Y. DARVISH	W, Y. DARVISH	None
Date	No.	Team	R	H	E	G Sc	Starters	Decisions	Save
09/12/20	2	Fargo Fungoes	4	7	1	66	K. HENDRICKS	W, K. HENDRICKS	D. POMERANZ
13:42m	2	Waukesha Freeman	1	2	0	57	C. BASSITT	L, C. BASSITT	
Date	No.	Team	R	H	E	G Sc	Starters	Decisions	Save
09/11/20	1	Fargo Fungoes	2	5	0	31	J. FLEMING	L, J. FLEMING	
14:21m	1	Waukesha Freeman	8	12	0	59	Z. DAVIES	W, Z. DAVIES	None

In front of an impressive Zoom audience, the Fargos come back from a 1-0 deficit to sweep the remaining four games from Central Division Champion Waukesha, sending the Fargos to the World Series.

5 Games Played

Date	No.	Team	R	H	E	G Sc	Starters	Decisions	Save	
09/15/20	5	Eastport Athletics	6	8	1	50	J. SHEFFIELD	W, J. SHEFFIELD	None	
19:30m	5	Farmington Rats	2	7	2	37	M. FRIED	L, M. FRIED		
Date	No.	Team	R	H	E	G Sc	Starters	Decisions	Save	
09/14/20	4	Eastport Athletics	3	3	0	27	T. McKENZIE	L, T. McKENZIE		
13:41m	4	Farmington Rats	7	11	1	65	M. KELLY	W, M. KELLY	None	
Date	No.	Team	R	H	E	G Sc	Starters	Decisions	Save	
09/13/20	3	Eastport Athletics	3	3	0	57	B. SNELL	W, A. SCRUBB	N. ANDERSON	
17:41m	3	Farmington Rats	1	5	1	77	R. HILL	L, K. ZIMMER		
Date	No.	Team	R	H	E	G Sc	Starters	Decisions	Save	
09/12/20	2	Farmington Rats	3	5	1	48	C. KERSHAW	L, C. KERSHAW		
14:33m	2	Eastport Athletics	5	6	0	52	M. FIERS	W, C. THIELBAR	N. ANDERSON	
Date	No.	Team	R	H	E	Inn	G Sc	Starters	Decisions	Save
09/11/20	1	Farmington Rats	1	5	1	10	76	M. FRIED	L, A. KOLAREK	
20:55m	1	Eastport Athletics	2	4	2		57	J. SHEFFIELD	W, R. SHERRIFF	None

A 10th inning walk-off HR wins the opener, as Farmington struggles to score after the 1st inning. The River Rats avoid a sweep by winning the 4th game, but the Athletics are not to be denied, advancing to the World Series.

U-TCBA21 - Tcba Today ML2020 Semi Finals - Club Batting

4 Teams	AVG	OBP	SLG	G	AB	H	2B	3B	HR	R	R/G	SO	BB	LOB	SB	CS	SBP
Farmington Rats	.202	.257	.362	5	163	33	4	2	6	14	2.8	43	12	28	3	0	100.0
Fargo Fungoes	.188	.256	.351	5	154	29	10	0	5	17	3.4	42	14	25	10	0	100.0
Waukesha Freeman	.174	.260	.284	5	155	27	5	0	4	14	2.8	46	16	28	2	0	100.0
Eastport Athletics	.153	.236	.357	5	157	24	5	0	9	19	3.8	37	14	21	4	2	66.7
Tcba Today ML2020 Semi Finals	.180	.252	.339	10	629	113	24	2	24	64	6.4	168	56	102	19	2	90.5

U-TCBA21 - Tcba Today ML2020 Semi Finals - Club Fielding

4 Teams	FLD	G	PO	A	E	DP	TP	PB	OSB	OCS	OSBP	OSBA	DER	UER	UERP
Waukesha Freeman	1.000	5	126	36	0	0	0	0	10	0	100.0	2.143	.776	0	.0
Fargo Fungoes	.989	5	132	47	2	1	0	0	2	0	100.0	.409	.770	1	7.1
Eastport Athletics	.983	5	135	43	3	3	0	1	3	0	100.0	.600	.750	0	.0
Farmington Rats	.968	5	134	46	6	4	0	0	4	2	66.7	.806	.826	5	26.3
Tcba Today ML2020 Semi Finals	.985	10	527	172	11	8	0	1	19	2	90.5	.973	.780	6	9.4

U-TCBA21 - Tcba Today ML2020 Semi Finals - Club Pitching

4 Teams	ERA	G	CG	SHO	QS	SV	IP	H	R	ER	HR	SO	BB	HB	WP	BK	OBA
Fargo Fungoes	2.66	5	1	0	0	3	44.0	27	14	13	4	46	16	2	0	0	.174
Eastport Athletics	2.80	5	0	0	0	2	45.0	33	14	14	6	43	12	0	1	0	.202
Farmington Rats	2.82	5	0	0	3	0	44.2	24	19	14	9	37	14	3	0	0	.153
Waukesha Freeman	3.64	5	0	0	5	0	42.0	29	17	17	5	42	14	0	0	0	.188
Tcba Today ML2020 Semi Finals	2.97	10	1	0	8	5	175.2	113	64	58	24	168	56	5	1	0	.180

The 10 players with the best Wins - Losses

Name	Tm	Lg	W - L	PCT
DARVISH, Y.	FF	T20	1-0	1.000
DAVIES, Z.	WA	T20	1-0	1.000
HENDRICKS, K.	FF	T20	1-0	1.000
KELLY, M.	FR	T20	1-0	1.000
MAEDA, K.	FF	T20	1-0	1.000
POMERANZ, D.	FF	T20	1-0	1.000
SCRUBB, A.	EA	T20	1-0	1.000
SHEFFIELD, J.	EA	T20	1-0	1.000
SHERRIFF, R.	EA	T20	1-0	1.000
THIELBAR, C.	EA	T20	1-0	1.000

The 10 players with the highest Win Percentage

Name	Tm	Lg	PCT	DEC
DARVISH, Y.	FF	T20	1.000	1
DAVIES, Z.	WA	T20	1.000	1
HENDRICKS, K.	FF	T20	1.000	1
KELLY, M.	FR	T20	1.000	1
MAEDA, K.	FF	T20	1.000	1
POMERANZ, D.	FF	T20	1.000	1
SCRUBB, A.	EA	T20	1.000	1
SHEFFIELD, J.	EA	T20	1.000	1
SHERRIFF, R.	EA	T20	1.000	1
THIELBAR, C.	EA	T20	1.000	1

The 10 players with the lowest Earned Run Average

Name	Tm	Lg	ERA	IP
MAEDA, K.	FF	T20	.00	5.0
HILL, R.	FR	T20	1.29	7.0
HENDRICKS, K.	FF	T20	1.74	10.1
DARVISH, Y.	FF	T20	1.80	5.0
FRIED, M.	FR	T20	1.86	9.2
DAVIES, Z.	WA	T20	2.25	12.0
KELLY, M.	FR	T20	2.45	7.1
SHEFFIELD, J.	EA	T20	2.70	10.0
BURNES, C.	WA	T20	3.00	6.0
URIAS, J.	WA	T20	3.00	6.0

The 10 players with the most Earned Runs Prevented

Name	Tm	Lg	ERPT	IP
MAEDA, K.	FF	T20	1.7	5.0
HENDRICKS, K.	FF	T20	1.4	10.1
HILL, R.	FR	T20	1.3	7.0
FRIED, M.	FR	T20	1.2	9.2
DAVIES, Z.	WA	T20	1.0	12.0
DARVISH, Y.	FF	T20	.7	5.0
KELLY, M.	FR	T20	.4	7.1
SHEFFIELD, J.	EA	T20	.3	10.0
BURNES, C.	WA	T20	-0	6.0
URIAS, J.	WA	T20	-0	6.0

The 11 players with the most Innings Pitched

Name	Tm	Lg	IP	G
DAVIES, Z.	WA	T20	12.0	2
HENDRICKS, K.	FF	T20	10.1	2
SHEFFIELD, J.	EA	T20	10.0	2
FRIED, M.	FR	T20	9.2	2
FLEMING, J.	FF	T20	8.0	1
KELLY, M.	FR	T20	7.1	1
BASSITT, C.	WA	T20	7.0	1
HILL, R.	FR	T20	7.0	1

3 players tied at 6.0

The 11 players with the lowest Opposition Batting Average

Name	Tm	Lg	OBA	IP
GREENE, S.	EA	T20	.000	4.0
O'DAY, D.	FF	T20	.000	4.0
POMERANZ, D.	FF	T20	.000	2.2
CISNERO, J.	EA	T20	.000	1.1
HILL, R.	FR	T20	.045	7.0
FERGUSON, C.	WA	T20	.077	4.0
SHERRIFF, R.	EA	T20	.083	3.2
HENDRICKS, K.	FF	T20	.088	10.1
ANDERSON, N.	EA	T20	.091	3.0

2 players tied at 0.100

The 16 players with the most Games Started

Name	Tm	Lg	GS	IP-s
DAVIES, Z.	WA	T20	2	12.0
HENDRICKS, K.	FF	T20	2	10.1
SHEFFIELD, J.	EA	T20	2	10.0
FRIED, M.	FR	T20	2	9.2

12 players tied at 1

The 16 players with the most Quality Starts

Name	Tm	Lg	QS	GS
DAVIES, Z.	WA	T20	2	2
BASSITT, C.	WA	T20	1	1
BURNES, C.	WA	T20	1	1
HILL, R.	FR	T20	1	1
KELLY, M.	FR	T20	1	1
URIAS, J.	WA	T20	1	1
FRIED, M.	FR	T20	1	2

9 players tied at 0

The 16 players with the most Complete Games

Name	Tm	Lg	CG	GS
FLEMING, J.	FF	T20	1	1

15 players tied at 0

The 16 players with the most Shutouts

Name	Tm	Lg	SHO	GS
FLEMING, J.	FF	T20	1	1

16 players tied at 0

J-TCBA21 - Tcba Today ML2020 Semi Finals - Pitching Leaders

The 10 players with the least Offensive Support Per 9 Innings

Name	Tm	Lg	SUP/9	IP-s
MAEDA, K.	FF	T20	.0	5.0
BASSITT, C.	WA	T20	1.3	7.0
HILL, R.	FR	T20	1.3	7.0
BURNES, C.	WA	T20	1.5	6.0
URIAS, J.	WA	T20	1.5	6.0
McKENZIE, T.	EA	T20	1.8	5.0
FRIED, M.	FR	T20	1.9	9.2
FLEMING, J.	FF	T20	2.3	8.0
HENDRICKS, K.	FF	T20	3.5	10.1
DARVISH, Y.	FF	T20	3.6	5.0

The 10 players with the most Offensive Support Per 9 Innings

Name	Tm	Lg	SUP/9
KELLY, M.	FR	T20	8.6
DAVIES, Z.	WA	T20	6.0
FIERS, M.	EA	T20	5.4
KERSHAW, C.	FR	T20	4.5
SHEFFIELD, J.	EA	T20	4.5
DARVISH, Y.	FF	T20	3.6
HENDRICKS, K.	FF	T20	3.5
FLEMING, J.	FF	T20	2.3
FRIED, M.	FR	T20	1.9
McKENZIE, T.	EA	T20	1.8

The 12 players with the most Strikeouts

Name	Tm	Lg	SO	IP
MAEDA, K.	FF	T20	10	5.0
BURNES, C.	WA	T20	9	6.0
McKENZIE, T.	EA	T20	8	5.0
URIAS, J.	WA	T20	8	6.0
FLEMING, J.	FF	T20	8	8.0
SHEFFIELD, J.	EA	T20	8	10.0
HENDRICKS, K.	FF	T20	8	10.1
DAVIES, Z.	WA	T20	8	12.0

4 players tied at 7

The 10 players with the highest Strikeouts Per 9 Innings, Starting

Name	Tm	Lg	SO/9-s
MAEDA, K.	FF	T20	18.0
McKENZIE, T.	EA	T20	14.4
BURNES, C.	WA	T20	13.5
DARVISH, Y.	FF	T20	12.6
URIAS, J.	WA	T20	12.0
FLEMING, J.	FF	T20	9.0
HILL, R.	FR	T20	9.0
FIERS, M.	EA	T20	9.0
KERSHAW, C.	FR	T20	7.5
KELLY, M.	FR	T20	7.4

The 10 players with the lowest Baserunners Per 9 Innings, Starting

Name	Tm	Lg	BR/9-s	IP-s
HILL, R.	FR	T20	2.6	7.0
HENDRICKS, K.	FF	T20	4.4	10.1
BURNES, C.	WA	T20	6.0	6.0
DAVIES, Z.	WA	T20	6.8	12.0
FIERS, M.	EA	T20	7.2	5.0
MAEDA, K.	FF	T20	7.2	5.0
KELLY, M.	FR	T20	7.4	7.1
BASSITT, C.	WA	T20	10.3	7.0
KERSHAW, C.	FR	T20	10.5	6.0
DARVISH, Y.	FF	T20	10.8	5.0

The 11 players with the highest Baserunners Per 9 Innings, Starting

Name	Tm	Lg	BR/9-s
McKENZIE, T.	EA	T20	19.8
FLEMING, J.	FF	T20	16.9
URIAS, J.	WA	T20	13.5
SHEFFIELD, J.	EA	T20	12.6
FRIED, M.	FR	T20	11.2
DARVISH, Y.	FF	T20	10.8
KERSHAW, C.	FR	T20	10.5
BASSITT, C.	WA	T20	10.3
KELLY, M.	FR	T20	7.4

2 players tied at 7.2

The 10 players with the lowest Hits Per 9 Innings, Starting

Name	Tm	Lg	H/9-s	IP-s
HILL, R.	FR	T20	1.3	7.0
HENDRICKS, K.	FF	T20	2.6	10.1
DARVISH, Y.	FF	T20	3.6	5.0
KELLY, M.	FR	T20	3.7	7.1
DAVIES, Z.	WA	T20	4.5	12.0
BURNES, C.	WA	T20	4.5	6.0
BASSITT, C.	WA	T20	5.1	7.0
MAEDA, K.	FF	T20	5.4	5.0
KERSHAW, C.	FR	T20	6.0	6.0
FRIED, M.	FR	T20	6.5	9.2

The 11 players with the highest Hits Per 9 Innings, Starting

Name	Tm	Lg	H/9-s
McKENZIE, T.	EA	T20	16.2
FLEMING, J.	FF	T20	13.5
SHEFFIELD, J.	EA	T20	8.1
URIAS, J.	WA	T20	7.5
FIERS, M.	EA	T20	7.2
FRIED, M.	FR	T20	6.5
KERSHAW, C.	FR	T20	6.0
MAEDA, K.	FF	T20	5.4
BASSITT, C.	WA	T20	5.1

2 players tied at 4.5

The 10 players with the highest Batting Average

Name	Tm	Lg	AVG	PA
PEREZ, S.	FR	T20	.381	21
GROSSMAN, R.	FF	T20	.316	20
CANDELARIO, J.	EA	T20	.300	21
BELT, B.	WA	T20	.286	20
SWANSON, D.	EA	T20	.250	18
YELICH, C.	WA	T20	.250	17
BIGGIO, C.	WA	T20	.235	20
BREGMAN, A.	FR	T20	.235	18
HOSMER, E.	FR	T20	.235	17
NOLA, A.	FF	T20	.222	20

The 10 players with the highest On Base Percentage

Name	Tm	Lg	OBP	PA
BELT, B.	WA	T20	.500	20
PEREZ, S.	FR	T20	.381	21
BIGGIO, C.	WA	T20	.350	20
GROSSMAN, R.	FF	T20	.350	20
CANDELARIO, J.	EA	T20	.333	21
SWANSON, D.	EA	T20	.333	18
CRUZ, N.	FR	T20	.300	20
NOLA, A.	FF	T20	.300	20
YELICH, C.	WA	T20	.294	17
BREGMAN, A.	FR	T20	.278	18

The 10 players with the longest Hitting Streak Current

Name	Tm	Lg	G	PA
PEREZ, S.	FR	T20	5	21
GREGORIUS, D.	FF	T20	3	15
BREGMAN, A.	FR	T20	3	18
GROSSMAN, R.	FF	T20	3	20
CARLSON, D.	WA	T20	2	8
RUIZ, R.	WA	T20	2	8
GALVIS, F.	FR	T20	2	12
NUNEZ, R.	EA	T20	2	17
CANDELARIO, J.	EA	T20	2	21
MONDESI, A.	FR	T20	2	22

The 11 players with the highest Total Average

Name	Tm	Lg	TA	PA
BELT, B.	WA	T20	1.273	20
GROSSMAN, R.	FF	T20	1.231	20
SWANSON, D.	EA	T20	1.231	18
CANDELARIO, J.	EA	T20	1.071	21
HOSMER, E.	FR	T20	.929	17
YELICH, C.	WA	T20	.917	17
CRUZ, N.	FR	T20	.857	20
PEREZ, S.	FR	T20	.846	21
NUNEZ, R.	EA	T20	.800	17

2 players tied at 0.692

The 10 players with the highest Slugging Average

Name	Tm	Lg	SLG	PA
SWANSON, D.	EA	T20	.875	18
HOSMER, E.	FR	T20	.765	17
NUNEZ, R.	EA	T20	.706	17
CANDELARIO, J.	EA	T20	.700	21
YELICH, C.	WA	T20	.625	17
BELT, B.	WA	T20	.571	20
CRUZ, N.	FR	T20	.529	20
PEREZ, S.	FR	T20	.524	21
GROSSMAN, R.	FF	T20	.474	20
BREGMAN, A.	FR	T20	.471	18

The 10 players with the most Runs Created

Name	Tm	Lg	RC	PA
STEVENSON, A.	FF	T20	6.8	9
CANDELARIO, J.	EA	T20	4.8	21
GROSSMAN, R.	FF	T20	4.3	20
BELT, B.	WA	T20	4.3	20
PEREZ, S.	FR	T20	4.2	21
KELLY, C.	WA	T20	4.1	15
SWANSON, D.	EA	T20	4.0	18
YELICH, C.	WA	T20	3.0	17
CRUZ, N.	FR	T20	2.9	20
BIGGIO, C.	WA	T20	2.4	20

The 18 players with the longest Hitting Streak Season

Name	Tm	Lg	G	PA
PEREZ, S.	FR	T20	5	21
BIGGIO, C.	WA	T20	4	20
GREGORIUS, D.	FF	T20	3	15
BREGMAN, A.	FR	T20	3	18
BERTI, J.	EA	T20	3	19
GROSSMAN, R.	FF	T20	3	20
NOLA, A.	FF	T20	3	20

11 players tied at 2

The 10 players with the most Runs Contributed

Name	Tm	Lg	RCON	PA
SWANSON, D.	EA	T20	2.7	18
BELT, B.	WA	T20	2.6	20
GROSSMAN, R.	FF	T20	2.6	20
CANDELARIO, J.	EA	T20	2.1	21
HOSMER, E.	FR	T20	1.4	17
PEREZ, S.	FR	T20	1.4	21
YELICH, C.	WA	T20	1.1	17
CRUZ, N.	FR	T20	.8	20
NUNEZ, R.	EA	T20	.7	17
BIGGIO, C.	WA	T20	.3	20

The 19 players with the most Runs Scored

Name	Tm	Lg	R	PA
SWANSON, D.	EA	T20	5	18
STEVENSON, A.	FF	T20	4	9
BERTI, J.	EA	T20	4	19
BELT, B.	WA	T20	4	20
WALSH, J.	FF	T20	3	9
HOSMER, E.	FR	T20	3	17
NUNEZ, R.	EA	T20	3	17
CANDELARIO, J.	EA	T20	3	21
PEREZ, S.	FR	T20	3	21

10 players tied at 2

The 15 players with the most Hits

Name	Tm	Lg	H	PA
PEREZ, S.	FR	T20	8	21
GROSSMAN, R.	FF	T20	6	20
CANDELARIO, J.	EA	T20	6	21
STEVENSON, A.	FF	T20	5	9

11 players tied at 4

The 70 players with the most Triples

Name	Tm	Lg	3B	PA
BREGMAN, A.	FR	T20	1	18
MONDESI, A.	FR	T20	1	22

68 players tied at 0

The 14 players with the most Walks

Name	Tm	Lg	BB	PA
BELT, B.	WA	T20	6	20
OZUNA, M.	EA	T20	4	21
CANHA, M.	FR	T20	3	14
BIGGIO, C.	WA	T20	3	20
CRUZ, N.	FR	T20	3	20
MONDESI, A.	FR	T20	3	22

8 players tied at 2

The 15 players with the most Runs Batted In

Name	Tm	Lg	RBI	PA
SWANSON, D.	EA	T20	6	18
YELICH, C.	WA	T20	5	17
CANDELARIO, J.	EA	T20	5	21
HOSMER, E.	FR	T20	4	17
NUNEZ, R.	EA	T20	4	17
CRUZ, N.	FR	T20	4	20
GREGORIUS, D.	FF	T20	3	15
GROSSMAN, R.	FF	T20	3	20

7 players tied at 2

The 15 players with the most Doubles

Name	Tm	Lg	2B	PA
GREGORIUS, D.	FF	T20	3	15
STANTON, G.	FF	T20	2	9
STEVENSON, A.	FF	T20	2	9
BREGMAN, A.	FR	T20	2	18
BIGGIO, C.	WA	T20	2	20
NOLA, A.	FF	T20	2	20
CANDELARIO, J.	EA	T20	2	21
GRISHAM, T.	EA	T20	2	21

7 players tied at 1

The 15 players with the most Home Runs

Name	Tm	Lg	HR	PA
HOSMER, E.	FR	T20	3	17
NUNEZ, R.	EA	T20	3	17
SWANSON, D.	EA	T20	3	18
YELICH, C.	WA	T20	2	17
CRUZ, N.	FR	T20	2	20
CANDELARIO, J.	EA	T20	2	21

9 players tied at 1

The 40 players with the most Strikeouts

Name	Tm	Lg	SO	PA
SPRINGER, G.	FR	T20	9	19
YELICH, C.	WA	T20	8	17
SWANSON, D.	EA	T20	7	18
BIGGIO, C.	WA	T20	7	20
MONCADA, Y.	FF	T20	6	10
GARCIA, L.	WA	T20	6	17
JUDGE, A.	EA	T20	6	17
PEREZ, S.	FR	T20	6	21
GREGORIUS, D.	FF	T20	5	15
CRUZ, N.	FR	T20	5	20

Offensive Leaders for the Semi-Finals

T C B A



Fargo



EastPort
Marina

*Athletics*TM

Team	1	2	3	4	5	6	7	8	9	R	H	E	LOB	DP
Fargo Fungoes	0	0	0	0	3	0	0	0	0	3	6	0	7	0
Eastport Athletics	0	0	0	1	1	0	2	0		4	5	0	2	0

Fargo Fungoes (Game 1)																								
NAME	FT	AB	R	HR	BI	2B	3B	HR	TB	SO	BB	IBB	HBP	SH	SF	SB	CS	GDP	AVG	PO	A	E	DP	PB
T. LOCASTRO, cf		5	1	1	2	0	0	1	4	2	0	0	0	0	0	0	0	0	.200	3	0	0	0	
R. GROSSMAN, lf		4	1	2	0	2	0	0	4	0	0	0	0	0	0	0	0	0	.500	0	0	0	0	
A. NOLA, c		4	0	0	0	0	0	0	0	0	0	0	0	0	0	0	0	0	.000	10	0	0	0	0
G. STANTON, rf		2	0	1	1	0	0	0	1	1	2	0	0	0	0	0	0	0	.500	1	0	0	0	
K. KIERMAIER, pr		0	0	0	0	0	0	0	0	0	0	0	0	0	0	1	0	0	-	0	0	0	0	
B. SUTER, p		0	0	0	0	0	0	0	0	0	0	0	0	0	0	0	0	0	-					
E. RIOS, 3b		4	0	1	0	1	0	0	2	2	0	0	0	0	0	0	0	0	.250	1	3	0	0	
T. FRANCE, 1b		3	0	0	0	0	0	0	0	1	1	0	0	0	0	0	0	0	.000	7	0	0	0	
D. FLETCHER, 2b		4	0	0	0	0	0	0	0	1	0	0	0	0	0	0	0	0	.000	1	3	0	0	
D. GREGORIUS, ss		4	0	0	0	0	0	0	0	1	0	0	0	0	0	0	0	0	.000	1	0	0	0	
Y. DARVISH, p		2	1	1	0	0	0	0	1	0	1	0	0	0	0	0	0	0	.500					
A. STEVENSON, rf		1	0	0	0	0	0	0	0	0	0	0	0	0	0	0	0	0	.000	0	0	0	0	
Totals		33	3	6	3	3	0	1	12	8	4	0	0	0	0	1	0	0						

NAME	FT	G	SC	IP	H	R	ER	2B	3B	HR	BF	SO	BB	IBB	HB	SH	SF	WP	BK	IR	ERA
Y. DARVISH, L, 0-1		59	7.0	5	4	4	3	0	2	27	9	1	0	0	0	0	1	0	0	0	5.14
B. SUTER		1.0	0	0	0	0	0	0	0	3	0	0	0	0	0	0	0	0	0	0	.00
Totals		8.0	5	4	4	3	0	2	30	9	1	0	0	0	0	0	1	0	0	0	24

Eastport Athletics (Game 1)																								
NAME	FT	AB	R	HR	BI	2B	3B	HR	TB	SO	BB	IBB	HBP	SH	SF	SB	CS	GDP	AVG	PO	A	E	DP	PB
T. GRISHAM, cf		4	0	0	0	0	0	0	0	1	0	0	0	0	0	0	0	0	.000	1	0	0	0	
A. KNAPP, c		4	1	1	0	1	0	0	2	1	0	0	0	0	0	0	0	0	.250	11	0	0	0	0
M. OZUNA, lf		3	0	1	1	1	0	0	2	1	1	0	0	0	0	0	0	0	.333	4	0	0	0	
N. ANDERSON, p		0	0	0	0	0	0	0	0	0	0	0	0	0	0	0	0	0	-					
J. CANDELARIO, 3b		3	0	0	0	0	0	0	0	2	0	0	0	0	0	0	0	0	.000	0	0	0	0	
K. CALHOUN, rf-lf		3	0	0	0	0	0	0	0	0	0	0	0	0	0	0	0	0	.000	2	0	0	0	
J. BERTI, 2b		3	1	1	1	0	0	1	4	0	0	0	0	0	0	0	0	0	.333	2	3	0	0	
D. SWANSON, ss		3	1	1	0	1	0	0	2	1	0	0	0	0	0	0	0	0	.333	1	1	0	0	
R. NUNEZ, 1b		3	1	1	2	0	0	1	4	1	0	0	0	0	0	0	0	0	.333	4	1	0	0	
B. SNELL, p		1	0	0	0	0	0	0	0	1	0	0	0	0	0	0	0	0	.000					
J. CISNERO, p		0	0	0	0	0	0	0	0	0	0	0	0	0	0	0	0	0	-					
N. GOODRUM, ph		1	0	0	0	0	0	0	0	1	0	0	0	0	0	0	0	0	.000	0	0	0	0	
S. GREENE, p		0	0	0	0	0	0	0	0	0	0	0	0	0	0	0	0	0	-					
L. GUILLORME, ph		1	0	0	0	0	0	0	0	0	0	0	0	0	0	0	0	0	.000	0	0	0	0	
A. SCRUBB, p		0	0	0	0	0	0	0	0	0	0	0	0	0	0	0	0	0	-					
R. SHERRIFF, p		0	0	0	0	0	0	0	0	0	0	0	0	0	0	0	0	0	-					
A. JUDGE, rf		0	0	0	0	0	0	0	0	0	0	0	0	0	0	0	0	0	-	1	0	0	0	
Totals		29	4	5	4	3	0	2	14	9	1	0	0	0	0	0	0	0						

NAME	FT	G	SC	IP	H	R	ER	2B	3B	HR	BF	SO	BB	IBB	HB	SH	SF	WP	BK	IR	ERA
B. SNELL		41	4.1	6	3	3	3	0	1	22	5	3	0	0	0	0	0	0	0	0	6.23
J. CISNERO		.2	0	0	0	0	0	0	0	2	1	0	0	0	0	0	0	0	0	1	.00
S. GREENE, W, 1-0		2.0	0	0	0	0	0	0	0	6	1	0	0	0	0	0	0	0	0	0	.00
A. SCRUBB, SOP H, 1		.1	0	0	0	0	0	0	0	2	1	1	0	0	0	0	0	0	0	0	.00
R. SHERRIFF, SOP H, 1		.2	0	0	0	0	0	0	0	2	0	0	0	0	0	0	0	0	0	1	.00
N. ANDERSON, SOP S, 1		1.0	0	0	0	0	0	0	0	3	0	0	0	0	0	0	0	0	0	0	.00
Totals		9.0	6	3	3	3	0	1	37	8	4	0	0	0	0	0	0	0	2		27

Yu Darvish allows only five hits, but all are for extra bases, including a 7th inning 2-run home run by Renalto Nunez to leap frog the Athletics to victory.

**G
A
M
E
1**



Team	1	2	3	4	5	6	7	8	9	10	R	H	E	LOB	DP
Fargo Fungoes	4	0	0	0	0	0	0	0	2	1	7	10	1	6	0
Eastport Athletics	1	1	2	0	0	1	0	0	1	3	9	12	1	7	1

Fargo Fungoes (Game 2)																								
NAME	FT	AB	R	HR	2B	3B	HR	TB	SO	BB	IBB	HBP	SH	SF	CS	GDP	AVG	PO	A	E	DP	PB		
T. LOCASTRO, cf		5	0	0	0	0	0	0	2	0	0	0	0	0	0	1	0.100	1	0	0	0	0	0	
R. GROSSMAN, lf		5	1	1	0	0	0	1	1	0	0	0	0	0	1	0	0.333	1	0	0	0	0	0	
A. NOLA, c		4	1	0	0	0	0	0	1	0	0	1	0	0	0	0	0.000	7	0	0	0	0	1	
K. KIERMAIER, pr		0	1	0	0	0	0	0	0	0	0	0	0	0	1	0	-	0	0	0	0	0	0	
C. SISCO, c		0	0	0	0	0	0	0	0	0	0	0	0	0	0	0	-	1	0	0	0	0	0	
G. STANTON, rf		5	1	3	1	1	0	4	0	0	0	0	0	0	0	0	0.571	3	0	1	0	0	0	
E. RIOS, 3b		4	2	2	5	0	2	8	1	1	1	0	0	0	0	0	0.375	1	1	0	0	0	0	
T. FRANCE, 1b		3	0	1	0	0	0	1	0	0	0	0	0	0	0	0	0.167	8	0	0	0	0	0	
S. CRICHTON, p		0	0	0	0	0	0	0	0	0	0	0	0	0	0	0	-	-	-	-	-	-	-	
J. HAHN, p		0	0	0	0	0	0	0	0	0	0	0	0	0	0	0	-	-	-	-	-	-	-	
A. STEVENSON, ph		0	1	0	0	0	0	0	0	1	0	0	0	0	0	0	0.000	0	0	0	0	0	0	
D. POMERANZ, p		0	0	0	0	0	0	0	0	0	0	0	0	0	0	0	-	-	-	-	-	-	-	
D. O'DAY, p		0	0	0	0	0	0	0	0	0	0	0	0	0	0	0	-	-	-	-	-	-	-	
Y. MONCADA, ph		1	0	1	0	0	0	1	0	0	0	0	0	0	0	0	0.1000	0	0	0	0	0	0	
B. SUTER, p		0	0	0	0	0	0	0	0	0	0	0	0	0	0	0	-	-	-	-	-	-	-	
D. FLETCHER, 2b		5	0	1	0	0	0	1	0	0	0	0	0	0	0	0	1.111	1	1	0	0	0	0	
D. GREGORIUS, ss		3	0	1	0	0	0	1	0	1	0	0	0	0	0	0	0.143	2	4	0	0	0	0	
K. MAEDA, p		2	0	0	0	0	0	0	1	0	0	0	0	0	0	0	0.000	0	0	0	0	0	0	
J. WALSH, 1b		2	0	0	0	0	0	0	1	0	0	0	0	0	0	0	0.000	4	0	0	0	0	0	
Totals		39	7	10	7	1	0	2	17	7	3	1	1	0	0	2	1	1						

NAME	FT	G	SC	IP	H	R	ER	2B	3B	HR	BF	SO	BB	IBB	HB	SH	SF	WP	BK	IR	ERA	
K. MAEDA		36	5.0	7	5	4	2	0	1	24	3	2	0	0	0	0	0	0	0	0	0	7.20
S. CRICHTON		2.0	0	0	0	0	0	0	0	7	2	1	0	0	0	0	0	0	0	0	1.00	
J. HAHN		1.0	1	0	0	0	0	0	0	4	1	0	0	0	0	0	0	0	0	1	.00	
D. POMERANZ, SOP H, 1		.1	1	1	1	0	0	0	0	2	0	0	0	0	0	0	0	0	0	0	0.2700	
D. O'DAY, SOP BS, 1		.2	1	0	0	1	0	0	0	3	0	0	0	0	0	0	0	0	0	0	1.00	
B. SUTER, SOP BS, 1; L, 0-1		.2	2	3	3	1	0	1	5	1	0	0	1	0	0	0	0	0	0	0	0.1620	
Totals		9.2	12	9	8	4	0	2	45	7	3	0	1	0	0	0	0	0	0	3	29	

GRAND SLAM : E. RIOS

Eastport Athletics (Game 2)																							
NAME	FT	AB	R	HR	2B	3B	HR	TB	SO	BB	IBB	HBP	SH	SF	CS	GDP	AVG	PO	A	E	DP	PB	
T. GRISHAM, cf		5	2	2	0	0	0	2	2	0	0	0	0	0	0	2	0.222	4	0	0	0	0	
A. KNAPP, c		5	0	0	0	0	0	0	0	0	0	0	0	0	0	0	0.111	7	1	0	0	0	
M. OZUNA, lf		4	2	2	0	1	0	3	1	0	0	0	0	0	0	0	0.429	0	0	0	0	0	
N. ANDERSON, p		0	0	0	0	0	0	0	0	0	0	0	0	0	0	0	-	-	-	-	-	-	
R. SHERRIFF, p		0	0	0	0	0	0	0	0	0	0	0	0	0	0	0	-	-	-	-	-	-	
J. McCANN, ph		1	0	1	1	1	0	2	0	0	0	0	0	0	0	0	0.1000	0	0	0	0	0	
J. CISNERO, p		0	0	0	0	0	0	0	0	0	0	0	0	0	0	0	-	-	-	-	-	-	
J. CANDELARIO, 3b		4	0	2	2	1	0	3	0	1	0	0	0	0	0	0	0.286	1	3	1	0	0	
A. JUDGE, rf		5	1	2	1	1	0	6	0	0	0	0	0	0	0	0	0.400	1	0	0	0	0	
N. GOODRUM, pr		0	1	0	0	0	0	0	0	0	0	0	0	0	0	0	0.000	0	0	0	0	0	
J. BERTI, 2b		3	1	2	0	0	0	2	1	2	0	0	0	0	1	0	0.500	4	2	0	0	0	
D. SWANSON, ss		4	1	0	0	0	0	0	0	0	0	1	0	0	0	0	0.143	1	6	0	1	0	
R. NUNEZ, 1b		4	0	0	1	0	0	0	2	0	0	0	0	0	0	0	0.143	8	1	0	1	0	
M. OLSON, 1b		1	0	0	0	0	0	0	0	0	0	0	0	0	0	0	0.000	3	0	0	0	0	
J. SHEFFIELD, p		2	0	0	0	0	0	0	0	0	0	0	0	0	0	0	0.000	0	0	0	0	0	
P. VALDEZ, p		0	0	0	0	0	0	0	0	0	0	0	0	0	0	0	-	-	-	-	-	-	
L. GUILLORME, ph		1	0	0	0	0	0	0	1	0	0	0	0	0	0	0	0.000	0	0	0	0	0	
A. SCRUBB, p		0	0	0	0	0	0	0	0	0	0	0	0	0	0	0	-	-	-	-	-	-	
C. THIELBAR, p		0	0	0	0	0	0	0	0	0	0	0	0	0	0	0	-	-	-	-	-	-	
M. TAUCHMAN, lf		0	0	0	0	0	0	0	0	0	0	0	0	0	0	0	-	-	-	-	-	-	
K. CALHOUN, ph-1f		2	1	1	3	0	0	1	4	0	0	0	0	0	0	0	0.200	1	0	0	0	0	
Totals		41	9	12	8	4	0	2	22	7	3	0	1	0	0	3	0	0					

NAME	FT	G	SC	IP	H	R	ER	2B	3B	HR	BF	SO	BB	IBB	HB	SH	SF	WP	BK	IR	ERA
J. SHEFFIELD		42	5.0	5	4	4	1	0	1	21	4	2	1	1	0	0	0	0	0	0	7.20
P. VALDEZ		1.0	0	0	0	0	0	0	0	3	1	0	0	0	0	0	0	0	0	0	0.00
A. SCRUBB, SOP		.0	1	0	0	0	0	0	1	0	0	0	0	0	0	0	0	0	0	0	0.00
C. THIELBAR, SOP H, 1		2.0	0	0	0	0	0	0	6	2	0	0	0	0	0	0	1	0	0	0	1.00
N. ANDERSON, SOP BS, 1		.1	2	2	2	0	0	1	4	0	1	0	0	0	0	0	0	0	0	0	0.1350
R. SHERRIFF		.2	0	0	0	0	0	0	2	0	0	0	0	0	0	0	0	0	0	0	1.00
J. CISNERO, W, 1-0		1.0	2	1	0	0	0	0	6	0	0	0	0	0	0	0	0	0	0	0	0.00
Totals		10.0	10	7	6	1	0	2	43	7	3	1	1	0	0	0	0	0	0	2	30

Edwin Rios hits a 1st inning Grand Slam Home run for the Fungoes, and adds a 9th inning solo shot but Eastport rallies in the bottom of the 9th to force extra innings.

Fargo scores in the top of the 10th, but pinch hitter Kole Calhoun delivers a 2-out 3-run walk-off home run to crush the Fungo hopes.

**G
A
M
E
2**



Team	1	2	3	4	5	6	7	8	9	R	H	E	LOB	DP
Eastport Athletics	5	0	0	0	0	0	0	0	1	6	8	1	5	1
Fargo Fungoes	0	0	0	2	2	0	0	1	0	5	8	1	4	0

Eastport Athletics (Game 3)																								
NAME	FT	AB	R	HR	BI	2B	3B	HR	TB	SO	BB	IBB	HBP	SH	SF	SB	CS	GDP	AVG	PO	A	E	DP	PB
T. GRISHAM, cf		5	1	2	0	0	0	0	2	1	0	0	0	0	0	2	0	0	.286	0	0	0	0	
A. KNAPP, c		4	1	1	1	1	0	0	2	0	1	0	0	0	0	0	0	0	.154	13	0	0	0	0
M. OZUNA, lf		3	1	1	2	0	0	1	4	0	1	0	0	0	0	0	0	0	.400	1	0	0	0	
N. ANDERSON, p		0	0	0	0	0	0	0	0	0	0	0	0	0	0	0	0	0	-					
J. CANDELARIO, 3b		4	1	1	1	0	0	1	4	0	0	0	0	0	0	0	0	0	.273	0	0	0	0	
K. CALHOUN, rf-lf		4	1	1	1	0	0	1	4	1	0	0	0	0	0	0	0	0	.222	2	0	0	0	
J. BERTI, 2b		4	0	0	0	0	0	0	0	1	0	0	0	0	0	0	0	0	.300	1	4	0	1	
D. SWANSON, ss		4	0	0	0	0	0	0	0	0	0	0	0	0	0	0	0	0	.091	2	1	0	1	
R. NUNEZ, 1b		2	0	1	0	0	0	0	1	0	1	0	0	0	0	0	0	0	.222	5	1	0	1	
M. TAUCHMAN, pr		0	0	0	0	0	0	0	0	0	0	0	0	0	0	0	0	0	-					
M. OLSON, 1b		1	0	0	0	0	0	0	0	1	0	0	0	0	0	0	0	0	.000	3	0	0	0	
M. FIERS, p		2	0	0	0	0	0	0	0	0	0	0	0	0	0	0	0	0	.000					
P. VALDEZ, p		0	0	0	0	0	0	0	0	0	0	0	0	0	0	0	0	0	-					
L. GUILLORME, ph		0	0	0	0	0	0	0	0	0	0	0	0	1	0	0	0	0	.000	0	0	0	0	
C. THIELBAR, p		0	0	0	0	0	0	0	0	0	0	0	0	0	0	0	0	0	-					
S. GREENE, p		0	0	0	0	0	0	0	0	0	0	0	0	0	0	0	0	0	-					
A. JUDGE, ph-rf		1	1	1	1	0	0	1	4	0	0	0	0	0	0	0	0	0	.500	0	0	0	0	
Totals		34	6	8	6	1	0	4	21	4	3	0	0	1	0	2	0	0						

NAME	FT	G	SC	IP	H	R	ER	2B	3B	HR	BF	SO	BB	IBB	HB	SH	SF	WP	BK	IR	ERA	
M. FIERS		43	5	0	6	4	4	1	0	1	22	4	0	0	1	0	0	0	0	0	0	7.20
P. VALDEZ, SOP H, 1		1	0	0	0	0	0	0	0	0	3	1	0	0	0	0	0	0	0	0	0	.00
C. THIELBAR, SOP H, 2		1	0	0	0	0	0	0	0	0	3	2	0	0	0	0	0	0	0	0	0	.00
S. GREENE, SOP BS, 1; W, 2-0		1	0	1	1	0	0	1	4	1	4	1	0	0	0	0	0	0	0	0	0	3.00
N. ANDERSON, SOP S, 2		1	0	1	0	0	0	0	4	2	0	0	0	0	0	0	0	0	0	0	0	7.71
Totals		9	0	8	5	5	1	0	2	36	10	0	0	0	1	0	0	0	0	0	0	27

Fargo Fungoes (Game 3)																								
NAME	FT	AB	R	HR	BI	2B	3B	HR	TB	SO	BB	IBB	HBP	SH	SF	SB	CS	GDP	AVG	PO	A	E	DP	PB
D. STEWART, rf		4	1	1	0	0	0	0	1	3	0	0	0	0	0	0	0	0	0	.250	1	1	0	0
R. GROSSMAN, lf		3	1	1	0	0	0	0	1	0	0	0	0	1	0	0	0	0	0	.333	1	0	0	0
A. STEVENSON, cf		4	3	3	3	1	0	2	10	0	0	0	0	0	0	0	0	0	1.600	6	0	0	0	
A. NOLA, c		4	0	1	1	0	0	0	1	1	0	0	0	0	0	0	0	0	.083	5	0	1	0	
J. WALSH, 1b		4	0	1	1	0	0	0	1	0	0	0	0	0	0	0	0	0	.167	6	1	0	0	
T. FRANCE, 2b		4	0	0	0	0	0	0	0	4	0	0	0	0	0	0	0	0	.100	1	5	0	0	
E. RIOS, 3b		4	0	1	0	0	0	0	1	0	0	0	0	0	0	0	0	0	.333	1	1	0	0	
T. LOCASTRO, pr		0	0	0	0	0	0	0	0	0	0	0	0	0	0	1	0	0	.100	0	0	0	0	
D. GREGORIUS, ss		4	0	0	0	0	0	0	0	1	0	0	0	0	0	0	0	0	.091	6	1	0	0	
K. HENDRICKS, p		2	0	0	0	0	0	0	0	0	0	0	0	0	0	0	0	0	.000					
D. POMERANZ, p		0	0	0	0	0	0	0	0	0	0	0	0	0	0	0	0	0	-					
G. STANTON, ph		1	0	0	0	0	0	0	0	1	0	0	0	0	0	0	0	0	.500	0	0	0	0	
D. O'DAY, p		0	0	0	0	0	0	0	0	0	0	0	0	0	0	0	0	0	-					
D. FLETCHER, ph		1	0	0	0	0	0	0	0	0	0	0	0	0	0	0	0	0	.100	0	0	0	0	
Totals		35	5	8	5	1	0	2	15	10	0	0	0	1	0	0	1	0	1					

NAME	FT	G	SC	IP	H	R	ER	2B	3B	HR	BF	SO	BB	IBB	HB	SH	SF	WP	BK	IR	ERA	
K. HENDRICKS		41	6	0	6	5	4	1	0	3	26	1	2	0	0	0	0	0	0	0	0	6.00
D. POMERANZ		1	0	0	0	0	0	0	0	0	4	1	1	0	0	1	0	0	0	1	0	6.75
D. O'DAY, L, 0-1		2	0	2	1	1	0	0	1	8	2	0	0	0	0	0	0	0	0	0	0	3.38
Totals		9	0	8	6	5	1	0	4	38	4	3	0	0	0	1	0	0	0	1	0	27

Kyle Hendrick is rocked for three 1st inning homers but the Fungoes battle back to even the score in the 8th inning when Andrew Stevenson hits his 2nd homer of the afternoon. Not that it matters, as pinch hitter Aaron Judge delivers a 9th inning home run to give the Athletics a 3-0 series lead.

**G
A
M
E
3**



Team	1	2	3	4	5	6	7	8	9	R	H	E	LOB	DP
Eastport Athletics	4	0	0	0	0	0	0	0	2	6	8	4	3	1
Fargo Fungoes	1	1	2	1	0	3	1	1		10	12	1	8	0



Eastport Athletics (Game 4)																									
NAME	FT	AB	R	HR	BI	2B	3B	HR	TB	SO	BB	IBB	HBP	SH	SF	SB	CS	GDP	AVG	PO	A	E	DP	PB	
T. GRISHAM, cf		4	1	1	0	0	0	0	1	1	0	0	0	0	0	1	0	0	.278	4	0	0	0		
J. CANDELARIO, 3b		4	0	0	0	0	0	0	0	2	0	0	0	0	0	0	0	0	.200	0	3	0	0		
M. OZUNA, lf		4	1	1	2	0	0	1	4	1	0	0	0	0	0	0	0	0	.357	2	0	0	0		
J. McCANN, c		4	2	2	2	0	0	2	8	1	0	0	0	0	0	0	0	0	.600	6	0	1	0	1	
A. JUDGE, rf		4	2	2	1	0	0	1	5	1	0	0	0	0	0	0	0	0	.500	3	0	1	0	0	
J. BERTI, 2b		3	0	1	0	0	0	0	1	1	0	0	1	0	0	1	0	0	.308	3	1	1	1	0	
D. SWANSON, ss		4	0	1	1	0	0	0	1	1	0	0	0	0	0	0	0	0	.133	2	2	1	1	0	
R. NUNEZ, 1b		4	0	0	0	0	0	0	0	3	0	0	0	0	0	0	0	0	.154	3	2	0	1	0	
T. McKENZIE, p		3	0	0	0	0	0	0	0	2	0	0	0	0	0	0	0	0	.000						
P. VALDEZ, p		0	0	0	0	0	0	0	0	0	0	0	0	0	0	0	0	0	-						
K. CALHOUN, ph		1	0	0	0	0	0	0	0	1	0	0	0	0	0	0	0	0	.200	0	0	0	0	0	
Totals		35	6	8	6	0	0	4	20	14	0	0	1	0	0	2	0	0							
NAME	FT	G	SC	IP	H	R	ER	2B	3B	HR	BF	SO	BB	IBB	HB	SH	SF	WP	BK	IR	ERA				
T. McKENZIE, L, 0-1		20	7.2	12	10	7	2	0	1	41	5	5	1	0	2	1	0	0	0	0	8.22	1	1	0	0
P. VALDEZ		.1	0	0	0	0	0	0	0	1	0	0	0	0	0	0	0	0	0	1	.00	0	0	0	0
Totals		8.0	12	10	7	2	0	1	42	5	5	1	0	2	1	0	0	1			24	9	4	1	1

Fargo Fungoes (Game 4)																									
NAME	FT	AB	R	HR	BI	2B	3B	HR	TB	SO	BB	IBB	HBP	SH	SF	SB	CS	GDP	AVG	PO	A	E	DP	PB	
D. STEWART, rf		3	1	0	0	0	0	0	0	0	1	0	0	0	0	0	0	0	.143	4	0	1	0	0	
T. LOCASTRO, ph		1	0	0	0	0	0	0	0	1	0	0	0	0	0	0	0	0	.091	0	0	0	0	0	
K. KIERMAIER, rf		0	0	0	0	0	0	0	0	0	0	0	0	0	0	0	0	0	-	0	0	0	0	0	
R. GROSSMAN, lf		3	3	1	1	0	0	0	1	0	2	0	0	0	0	0	0	0	.333	0	0	0	0	0	
A. STEVENSON, cf		2	2	2	3	0	0	1	5	0	1	1	0	0	0	0	0	0	.714	3	0	0	0	0	
Y. MONCADA, ph		1	0	0	0	0	0	0	0	0	0	0	0	0	0	0	0	0	.500	0	0	0	0	0	
G. STANTON, cf		0	0	0	0	0	0	0	0	0	0	0	0	0	0	0	0	0	.500	0	0	0	0	0	
A. NOLA, c		5	0	1	1	0	0	0	1	1	0	0	0	0	0	0	0	1	.118	15	0	0	0	0	
J. WALSH, 1b		4	1	1	1	0	0	0	1	0	1	0	0	0	0	0	0	0	.200	4	0	0	0	0	
T. FRANCE, 2b		3	1	1	0	0	0	0	1	1	0	0	0	0	0	0	0	0	.154	0	1	0	0	0	
D. FLETCHER, ph-2b		2	0	1	0	0	0	0	1	0	0	0	0	0	0	0	0	0	.167	0	1	0	0	0	
E. RIOS, 3b		4	1	1	0	1	0	0	2	2	0	0	0	0	0	0	0	0	.313	0	2	0	0	0	
D. GREGORIUS, ss		4	1	4	0	1	0	0	5	0	0	0	0	0	0	0	0	0	.333	1	0	0	0	0	
J. FLEMING, p		1	0	0	2	0	0	0	0	0	0	0	0	2	1	0	0	0	.000						
Totals		33	10	12	8	2	0	1	17	5	5	1	0	2	1	0	0	1							
NAME	FT	G	SC	IP	H	R	ER	2B	3B	HR	BF	SO	BB	IBB	HB	SH	SF	WP	BK	IR	ERA				
J. FLEMING, W, 1-0		6	3	9.0	8	6	5	0	0	4	36	14	0	0	1	0	0	0	0	0	5.00	0	0	0	0
Totals		9.0	8	6	5	0	0	4	36	14	0	0	1	0	0	0	0	0			27	4	1	0	0

AFOE : A. STEVENSON

Eastport again jumps out to a big 1st inning lead, but Fargo again battles back as Josh Fleming goes the distance on the mound, despite allowing four home runs, two by James McCann. Fargo strings together 10 straight runs to stay alive.

GAME 4



Team	1	2	3	4	5	6	7	8	9	R	H	E	LOB	DP
Eastport Athletics	0	0	2	0	2	0	0	0	0	4	7	0	5	1
Fargo Fungoes	0	1	0	0	0	1	0	0	0	2	4	1	4	1

Eastport Athletics (Game 5)																								
NAME	FT	AB	R	HR	BI	2B	3B	HR	TB	SO	BB	IBB	HBP	SH	SF	SB	CS	GDP	AVG	PO	A	E	DP	PB
T. GRISHAM, cf		4	1	2	2	0	0	1	5	1	0	0	0	0	0	1	0	0	.318	7	0	0	0	
L. GUILLORME, 2b		4	0	1	0	0	0	0	1	1	0	0	0	0	0	0	0	0	.167	1	1	0	0	
A. SCRUBB, p		0	0	0	0	0	0	0	0	0	0	0	0	0	0	0	0	0	-					
C. THIELBAR, p		0	0	0	0	0	0	0	0	0	0	0	0	0	0	0	0	0	-					
N. ANDERSON, p		0	0	0	0	0	0	0	0	0	0	0	0	0	0	0	0	0	-					
R. SHERRIFF, p		0	0	0	0	0	0	0	0	0	0	0	0	0	0	0	0	0	-					
M. OZUNA, lf		3	0	0	0	0	0	0	0	1	1	0	0	0	0	0	0	0	.294	1	0	0	0	
A. JUDGE, rf		0	0	0	0	0	0	0	0	0	0	0	0	0	0	0	0	0	.500	1	0	0	0	
J. CANDELARIO, 3b		4	0	0	0	0	0	0	0	2	0	0	0	0	0	0	0	0	.158	1	3	0	0	
K. CALHOUN, rf-If		4	0	1	0	1	0	0	2	0	0	0	0	0	0	0	0	0	.214	1	0	0	0	
A. KNAPP, c		4	1	1	0	0	0	0	1	1	0	0	0	0	0	0	0	0	.176	5	0	0	0	1
D. SWANSON, ss		3	1	0	0	0	0	0	0	0	0	0	1	0	0	0	0	0	.111	1	1	0	1	
R. NUNEZ, 1b		4	0	2	2	2	0	0	4	1	0	0	0	0	0	0	0	0	.235	8	1	0	1	
N. GOODRUM, pr		0	0	0	0	0	0	0	0	0	0	0	0	0	0	0	0	0	.000	0	0	0	0	
M. OLSON, 1b		0	0	0	0	0	0	0	0	0	0	0	0	0	0	0	0	0	.000	1	0	0	0	
B. SNELL, p		1	1	0	0	0	0	0	0	0	1	0	0	0	0	0	0	0	.000					
S. GREENE, p		0	0	0	0	0	0	0	0	0	0	0	0	0	0	0	0	0	-					
M. TAUCHMAN, ph		1	0	0	0	0	0	0	0	1	0	0	0	0	0	0	0	0	.000	0	0	0	0	
J. BERTI, 2b		1	0	0	0	0	0	0	0	0	0	0	0	0	0	0	0	0	.286	0	0	0	0	
Totals		33	4	7	4	3	0	1	13	8	2	0	1	0	0	1	0	1						

NAME	FT	G	SC	IP	H	R	ER	2B	3B	HR	BF	SO	BB	IBB	HB	SH	SF	WP	BK	IR	ERA	
B. SNELL, W, 1-0		57	5.0	2	2	1	0	0	0	0	19	3	3	0	0	0	0	0	0	0	0	3.86
S. GREENE, SOP H, 1		1.0	1	0	0	1	0	0	0	0	4	1	0	0	0	0	0	0	0	0	1	2.25
A. SCRUBB, SOP H, 2		.1	1	0	0	1	0	0	0	0	2	0	0	0	0	0	0	0	0	0	.00	
C. THIELBAR, SOP H, 3		1.2	0	0	0	0	0	0	0	0	5	1	0	0	0	0	0	0	0	0	1	.00
N. ANDERSON, SOP H, 1		.1	0	0	0	0	0	0	0	0	1	0	0	0	0	0	0	0	0	0	0	6.75
R. SHERRIFF, SOP S, 1		.2	0	0	0	0	0	0	0	0	2	0	0	0	0	0	0	0	0	0	0	.00
Totals		9.0	4	2	1	2	0	0	0	0	33	5	3	0	0	0	0	0	0	0	2	


INJURIES : N. ANDERSON (9 days)

Fargo Fungoes (Game 5)																								
NAME	FT	AB	R	HR	BI	2B	3B	HR	TB	SO	BB	IBB	HBP	SH	SF	SB	CS	GDP	AVG	PO	A	E	DP	PB
T. LOCASTRO, cf		4	1	1	0	0	0	0	1	0	0	0	0	0	0	0	0	0	.133	4	1	0	0	
R. GROSSMAN, lf		4	0	0	0	0	0	0	0	1	0	0	0	0	0	0	0	0	.263	1	0	0	0	
A. NOLA, c		4	0	1	0	1	0	0	2	1	0	0	0	0	0	0	0	0	.143	9	0	0	0	0
G. STANTON, rf		2	1	0	0	0	0	0	0	1	2	0	0	0	0	0	0	0	.400	0	0	0	0	
E. RIOS, 3b		3	0	0	0	0	0	0	0	0	1	0	0	0	0	0	0	0	.263	1	1	1	0	
D. FLETCHER, 2b		4	0	0	0	0	0	0	0	0	0	0	0	0	0	0	0	0	.125	2	4	0	1	
T. FRANCE, 1b		3	0	2	1	1	0	0	3	0	0	0	0	0	0	0	0	0	.250	8	1	0	1	
D. GREGORIUS, ss		3	0	0	0	0	0	0	0	0	0	0	0	0	0	0	0	0	.278	1	3	0	1	
Y. DARVISH, p		2	0	0	0	0	0	0	0	1	0	0	0	0	0	0	0	0	.250					
J. WALSH, ph		1	0	0	0	0	0	0	0	1	0	0	0	0	0	0	0	0	.182	0	0	0	0	
S. CRICHTON, p		0	0	0	0	0	0	0	0	0	0	0	0	0	0	0	0	0	-					
Totals		30	2	4	1	2	0	0	6	5	3	0	0	0	0	0	0	0						

NAME	FT	G	SC	IP	H	R	ER	2B	3B	HR	BF	SO	BB	IBB	HB	SH	SF	WP	BK	IR	ERA
Y. DARVISH, L, 0-2		55	7.0	6	4	4	2	0	1	29	8	2	0	1	0	0	0	0	0	0	5.14
S. CRICHTON		2.0	1	0	0	1	0	0	0	7	0	0	0	0	0	0	0	0	0	0	.00
Totals		9.0	7	4	4	3	0	1	36	8	2	0	1	0	0	0	0	0	0	0	

Fargo struck first, but a 2-run home run by Trent Grisham put Eastport ahead to stay. The Athletics used half a dozen pitchers, but held the lead to clinch the World Championship.

**G
A
M
E
5**



5 Games Played

Date	No.	Team	R	H	E	G Sc	Starters	Decisions	Save
09/22/20	5	Eastport Athletics	4	7	0	57	B. SNELL	W, B. SNELL	R. SHERRIFF
16:08m	5	Fargo Fungoes	2	4	1	55	Y. DARVISH	L, Y. DARVISH	
09/21/20	4	Eastport Athletics	6	8	4	21	T. MCKENZIE	L, T. MCKENZIE	
17:13m	4	Fargo Fungoes	10	12	1	63	J. FLEMING	W, J. FLEMING	None
09/20/20	3	Eastport Athletics	6	8	1	43	M. FIERS	W, S. GREENE	N. ANDERSON
18:25m	3	Fargo Fungoes	5	8	1	41	K. HENDRICKS	L, D. O'DAY	
09/19/20	2	Fargo Fungoes	7	10	1	36	K. MAEDA	L, B. SUTER	
29:34m	2	Eastport Athletics	9	12	1	43	J. SHEFFIELD	W, J. CISNERO	None
09/18/20	1	Fargo Fungoes	3	6	0	59	Y. DARVISH	L, Y. DARVISH	
19:32m	1	Eastport Athletics	4	5	0	41	B. SNELL	W, S. GREENE	N. ANDERSON

2 Teams	AVG	OBP	SLG	G	AB	H	2B	3B	HR	R	R/G	SO	BB	LOB	SB	CS	SBP
Fargo Fungoes	.235	.303	.394	5	170	40	9	0	6	27	5.4	35	15	29	4	1	80.0
Eastport Athletics	.233	.283	.523	5	172	40	11	0	13	29	5.8	42	9	22	8	0	100.0
Tcba Today ML2020 World Series	.234	.293	.459	5	342	80	20	0	19	56	11.2	77	24	51	12	1	92.3

U-TCBA21 - Tcba Today ML2020 World Series - Club Pitching

2 Teams	ERA	G	CG	SHO	QS	SV	IP	H	R	ER	HR	SO	BB	HB	WP	BK	OBA
Eastport Athletics	4.40	5	0	0	0	3	45.0	40	27	22	6	35	15	2	0	0	.234
Fargo Fungoes	5.24	5	1	0	0	0	44.2	40	29	26	13	42	9	3	1	0	.233
Tcba Today ML2020 World Series	4.82	5	1	0	0	3	89.2	80	56	48	19	77	24	5	1	0	.233

U-TCBA21 - Tcba Today ML2020 World Series - Club Fielding

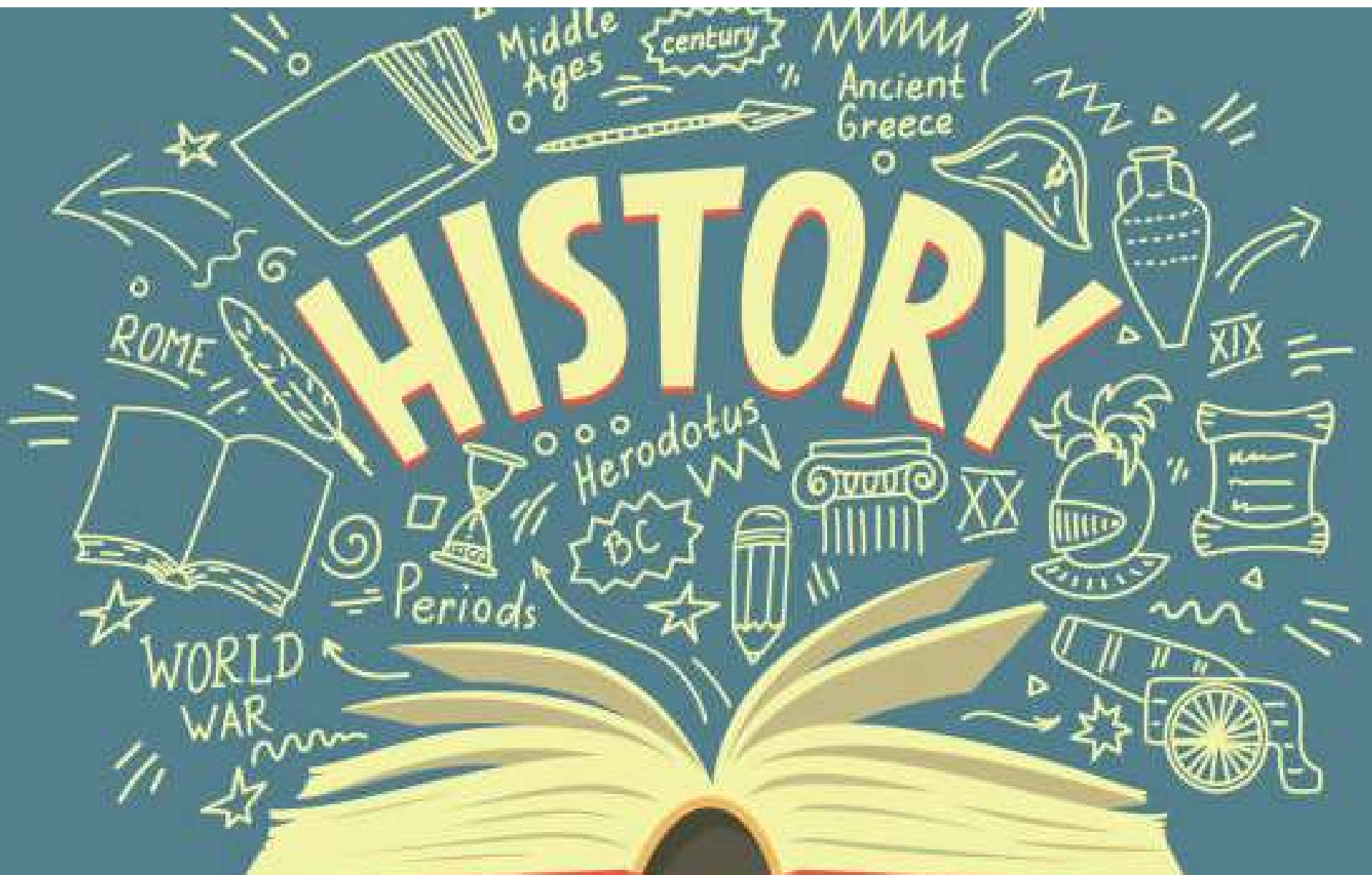
2 Teams	FLD	G	PO	A	E	DP	TP	PB	OSB	OCS	OSBP	OSBA	DER	UER	UERP
Fargo Fungoes	.977	5	134	37	4	1	0	1	8	0	100.0	1.612	.748	3	10.3
Eastport Athletics	.967	5	135	43	6	4	0	2	4	1	80.0	.800	.713	5	18.5
Tcba Today ML2020 World Series	.972	5	269	80	10	5	0	3	12	1	92.3	1.204	.729	8	14.3



Athletics™

2021

HISTORY



21st Century Baseball Association

TCBA News

TCBA Books

Aaron
Hits
#785

Photos

Hall of Fame

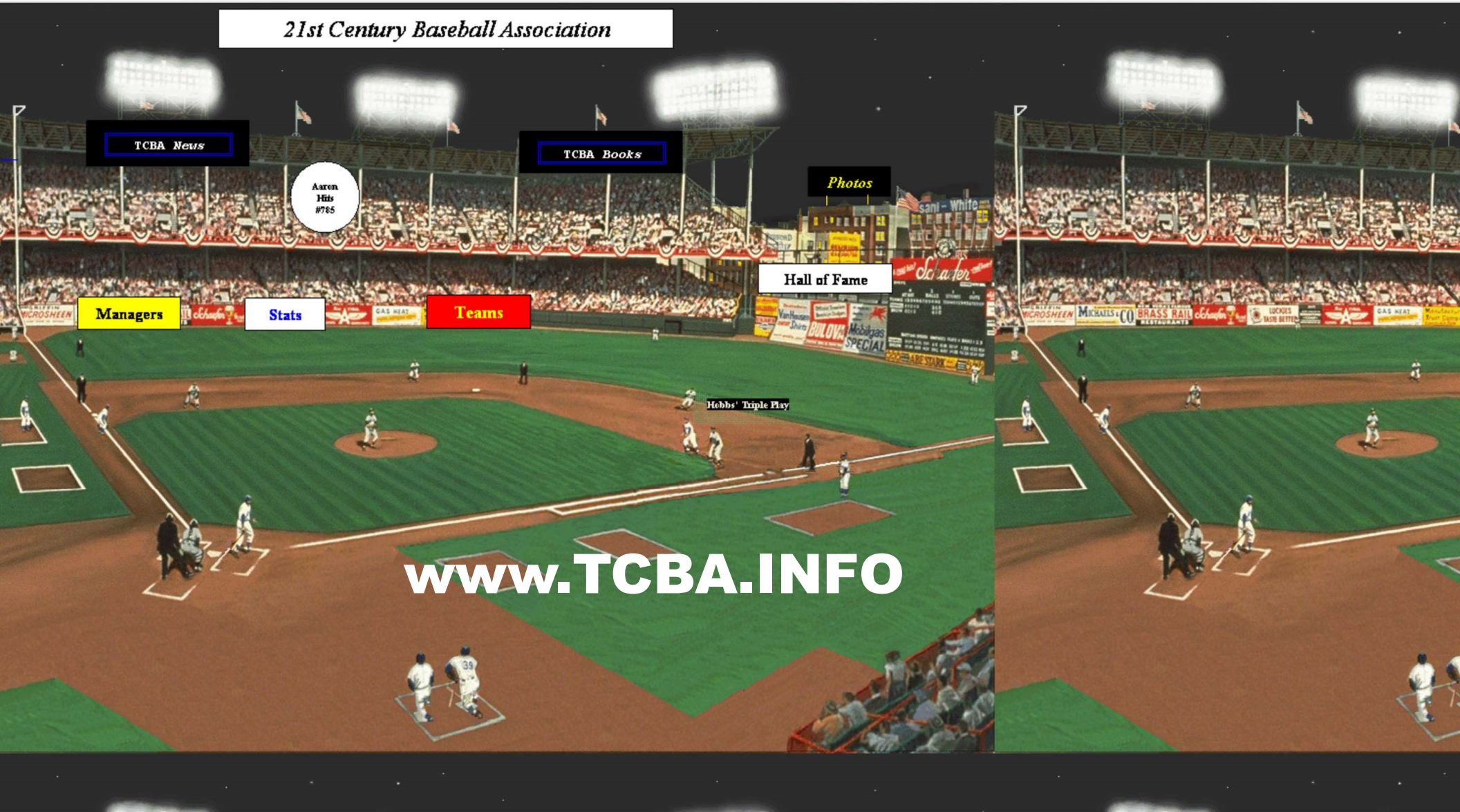
Managers

Stats

Teams

Hobbs' Triple Play

www.TCBA.INFO




TCBA



1975 - 2021





2020 – Newark Eagles
2021 – Eastport Athletics




the
2010s

DECADE IN REVIEW



2010 – Scranton Spanish Flies **2015- Scranton Spanish Flies**
2011 – Fargo Fungoes **2016 – Rochester Cheetahs**
2012 – Bethesda Bambinos **2017 – Beacon Braves**
2013 – Bethesda Bambinos **2018 – Bethesda Bambinos**
2014 – Newark Eagles **2019 – Long Island Islanders**



2000's



2000 – Long Island Islanders

2001 – Farmington Rats

2002 – Scranton Spanish Flies

2003 – Horseshoe Bay Polos

2004 – Newark Eagles

2005 – Pennsylvania Keystones

2006 – Farmington Rats

2007 – Long Island Islanders

2008 – Horseshoe Bay Polos

2009 – Silver Spring Senators

1990s



1990 – Scranton Spanish Flies

1991 – Scranton Spanish Flies

1992 – Bethesda Bambinos

1993 – Scranton Spanish Flies

1994 – Scranton Spanish Flies

1995 – Horseshoe Bay Polos

1996 – Bethesda Bambinos

1997 – Rapidan Rapids

1998 – Newark Eagles

1999 – Newark Eagles

TIME

8

0

S



1980 – Norfolk Pilots

1981 – Winnebago Indians

1982 – Winnebago Indians

1983 – Long Island Islanders

1984 – Mimosa Mirthmakers

1985 – Long Island Islanders

1986 – Meadowlands Spartans

1987 – Long Island Islanders

1988 – Scranton Spanish Flies

1989 – Beacon Braves

ZOO



1975 – Harbor Beach Combers
1976 – Hyde Park Vitamen
1977 – Shiloh Spurs
1978 – Greylock Gators
1979 – Rockford Patriots



1944-1974
TCBA
YESTERDAY

“The best thing about baseball today is its yesterdays.” Lawrence Ritter



An aerial photograph of a baseball stadium, showing the green field, brown dirt base paths, and the surrounding seating areas filled with spectators. The stadium lights are visible in the background. Overlaid on the field is a list of teams and their years.


1970 – Fortney Gators
1971 – Newmarket Eh's
1972 – Hyde Park VitaMen
1973 – Long Island Islanders
1974 – Norfolk Pilots





- 1960 – Bradenton Buckeyes**
- 1961 – Wilderness Wraiths**
- 1962 – South Starrucca Ainspans**
- 1963 – South Starrucca Ainspans**
- 1964 – Mimosa Mirthmakers**
- 1965 – Bergen Barflies**
- 1966 – South Starrucca Ainspans**
- 1967 – South Starrucca Ainspans**
- 1968 – Long Island Islanders**
- 1969 – Cleveland Spiders**

THE FABULOUS FIFTIES





1950 – South Starrucca Ainspans

1951 – Mimosa Mirthmakers

1952 – Fortney Gators

1953 – Fortney Gators

1954 – South Starrucca Ainspans

1955 – Norfolk Pilots

1956 – Hyde Park VitaMen

1957 – Hyde Park VitaMen

1958 – Hyde Park VitaMen

1959 – Bradenton Buckeyes

1940s





1944 – Long Island Islanders
1945 – Mexicali Mallards
1946 – Sacramento Solons
1947 – Mimosa Mirthmakers
1948 – Bradenton Buckeyes
1949 – Bradenton Buckeyes



**TCBA GOLD
1921-1943**

1948

An aerial, black and white photograph of a baseball field. The field is diamond-shaped with a pitcher's mound in the center. Several players are visible on the field, including one in the center of the diamond and others near the bases. The outfield is visible with some players positioned there. In the background, there are bleachers filled with spectators. A scoreboard is visible on the left side of the stands. The overall scene is a high-angle view of a baseball game in progress.

1940 – Chesapeake Regnads
1941 – Bergen Barflies
1942 – Sacramento Solons
1943 – South Starrucca Ainspans

MARSHALL ISLANDS

1930 ▶ DECADE OF THE GREAT DEPRESSION • 1939

THE 20TH CENTURY

60



ECONOMIC DEPRESSION ENGULFS THE WORLD

1930s



1930 – Kilkenny Gaelics

1931 – Long Island Islanders

1932 – South Starrucca Ainspans

1933 – Portsmouth Pubdwellers

1934 – Hyde Park VitaMen

1935 – Mimosa Mirthmakers

1936 – Fortney Gators


1937 - South Starrucca Ainspans

1938 – Kilkenny Gaelics

1939 – South Starrucca Ainspans

The Roaring

TWENTIES





1921 – Long Island Islanders
1922 – Bergen Barflies
1923 – Siouxland Explorers
1924 – Bergen Barflies
1925 – Mimosa Mirthmakers
1926 – Fortney Gators
1927 – Bergen Barflies
1928 – Bergen Barflies
1929 – Long Island Islanders



TCBA ORIGINS 1902 – 1908
(proposed through 1920)

III

9

III

O

S







ORIGINS UNFILLED

1910 –
1911 –
1912 –
1913 –
1914 –
1915 –
1916 –
1917 –
1918 –
1919 –
1920 –

19000s



1902 – Turin Mountaineers
1903 – Cleveland Naps
1904 – Long Island Islanders
1905 – Long Island Islanders
1906 – Long Island Islanders
1907 – Cleveland Naps
1908 – Long Island Islanders
1909 -





THE END IS NEAR

THE END