

Precursor of TCBA Today

ORIGINS 1911



ORIGINS 1911

feeble



FEEBLE FOUR

	W	L	PCT	GB	Mg
--	---	---	-----	----	----

TCBA Origins 1909 MLB**Don Mahley Division**

South Starrucca Ainspans	92	61	.601	-	
Hyde Park Vitamen	87	67	.565	5.5	
Cleveland Spiders	83	71	.539	9.5	
Long Island Islanders	★ 31	123	.201	61.5	

Stu McCorkindale Division

Bradenton Buckeyes	97	57	.630	-	
Cleveland Naps	84	70	.545	13.0	
Bergen Barflies	★ 65	89	.422	32.0	
Mexicali Mallards	★ 63	91	.409	34.0	

Bill Kirwin Division

Pittsburgh Rebels	93	61	.604	-	
Mimosa Mirthmakers	81	73	.526	12.0	
Waukesha Freeman	75	79	.487	18.0	
Grand Rapids Wolverines	72	82	.468	21.0	

Richard Seitz Division

London Tecumsehs	99	55	.643	-	
Turin Mountaineers	84	69	.549	14.5	
Buffalo Mules	75	79	.487	24.0	
Hereford Highlanders	★ 50	104	.325	49.0	





O
R
I
G
I
N
S

DRAFT

FEEBLE FOUR


- 1-Long Island Islanders**
- 2-Bergen Barflies**
- 3-Hereford Highlanders**
- 4-Mexicali Mallards**

1911

- THE OTHERS**
- 5-Grand Rapids**
 - 6-Buffalo Mules**
 - 7-Waukesha Freeman**
 - 8-Mimosa Mirthmakers**
 - 9-Cleveland Spiders**
 - 10-Cleveland Naps**
 - 11-Turin Mountaineers**
 - 12-Hyde Park Vitamen**
 - 13-South Starrucca**
 - 14-Pittsburgh Rebels**
 - 15-Bradenton Buckeyes**
 - 16-London Tecumsehs**



FEEBLE FOUR
1-LI-Jake Daubert
2-BE-Duffy Lewis
3-LI-Max Carey
4-ME-Ray Caldwell





OTHER FIRST ROUNDERS

5-GW-Dick Rudolph

6-BU-Roger Peckinpaugh

7-SO-Chick Gandil

8-MI-Eddie Foster

9-CS-Doc Miller

10-CL-Shano Collins

11-TU-Ray Fisher

12-HP-Rube Benton

13-SO-Bert Humphries

14-BE-Lefty Tyler

15-BR-Ad Brennan

16-LT-Fred Blanding



RUDOLPH, TORONTO



PECKINPAUGH, PORTLAND, P. C. L.




GANDIL, CHICAGO AMER.



FOSTER, CHARLESTON



MILLER-BOSTON-NAT.



JOHN (SHANO) COLLINS
UTILITY, BOSTON AMERICANS




FISHER N.Y. AMER.




Cracker Jack
BALL PLAYERS

BENTON, CINCINNATI - NATIONALS



TYLER-BOSTON-NAT.



Cracker Jack
BALL PLAYERS

BRENNAN, CHICAGO - FEDERALS



BLANDING-CLEVELAND-AMER.

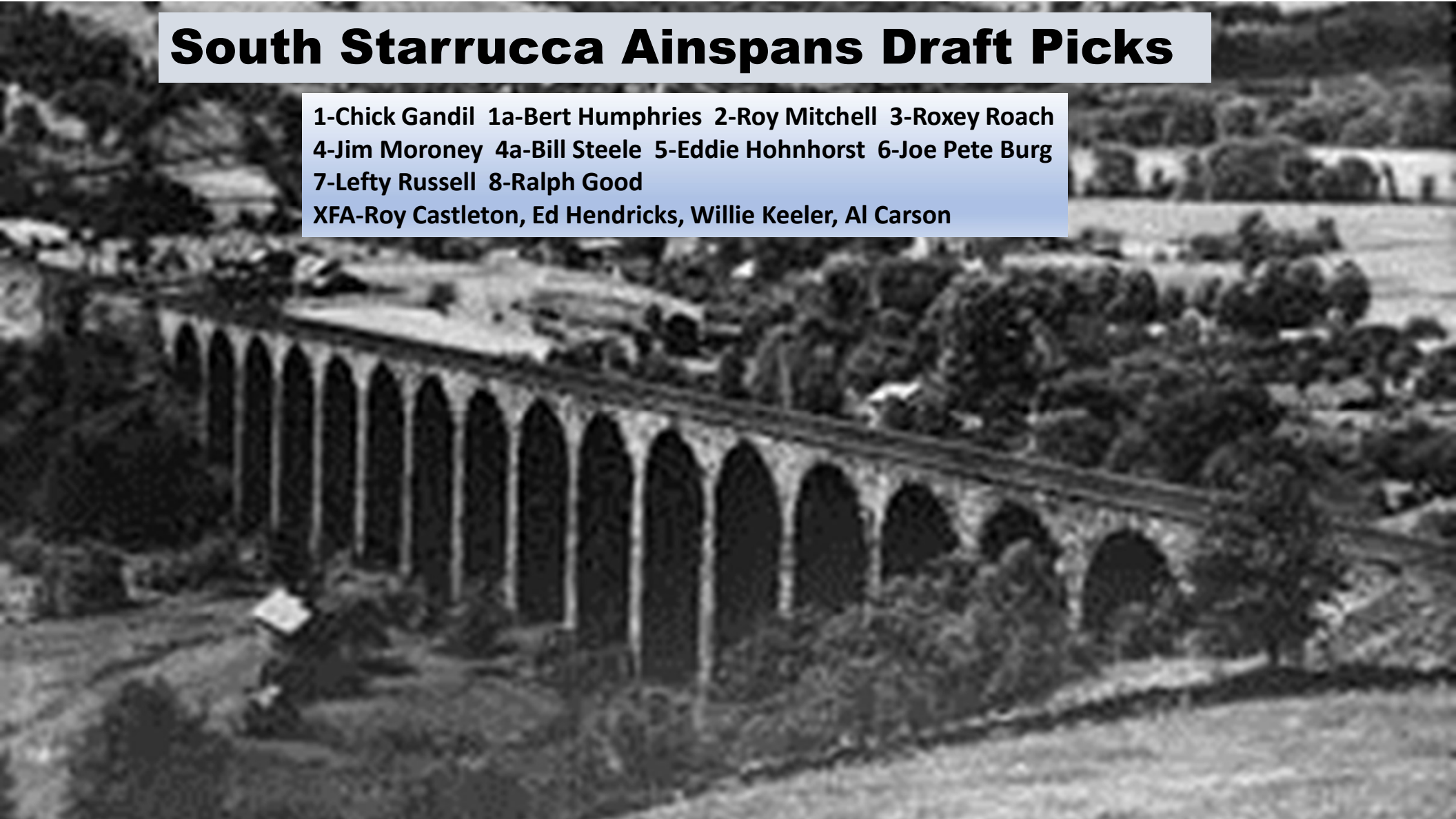
Meet our Teams






South Starrucca Ainspans

South Starrucca Ainspans Draft Picks

1-Chick Gandil 1a-Bert Humphries 2-Roy Mitchell 3-Roxey Roach
4-Jim Moroney 4a-Bill Steele 5-Eddie Hohnhorst 6-Joe Pete Burg
7-Lefty Russell 8-Ralph Good
XFA-Roy Castleton, Ed Hendricks, Willie Keeler, Al Carson





- 1-Steve Evans, CF
- 2-Josh Devore, LF
- 3-Jim Delahanty, 2B
- 4-Frank Baker, 3B
- 5-Chief Wilson, RF
- 6-Tom Downey, SS
- 7-Tom Jones, 1B
- 8-Red Doin, C
- 9-Ed Willett, P

**South Starrucca Ainspans 1911
Opening Day Starting Lineup**

19 Pitchers	Tm	Lg	W	L	PCT	SV	ERA	G	GS	CG	SHO	QS	IP	H	R	ER	HR	SO	BB
Mitchell, R.	LT	TCBA	1	0	1.000	3	.00	8	0	0	0	0	5.2	5	0	0	0	1	0
Moroney, J.	SO	TCBA	2	1	.667	8	1.51	37	0	0	0	0	35.2	32	10	6	0	12	4
Falkenberg, C.	LT	TCBA	3	0	1.000	0	1.71	8	3	1	0	2	31.2	25	10	6	0	10	6
Drucke, L.	SO	TCBA	21	4	.840	0	1.81	38	31	12	5	23	234.1	156	60	47	2	190	69
Willett, E.	LT	TCBA	5	3	.625	1	1.82	11	8	2	0	4	59.1	45	22	12	0	19	19
Quinn, J.	SO	TCBA	12	9	.571	1	2.10	31	23	8	4	15	171.2	122	49	40	1	58	43
Crandall, D.	SO	TCBA	14	14	.500	5	2.43	51	24	9	2	14	214.2	168	77	58	11	54	59
Mullin, G.	WA	TCBA	6	1	.857	0	2.48	13	8	4	1	6	76.1	61	28	21	1	22	32
White, D.	SO	TCBA	6	5	.545	2	2.67	27	15	2	1	8	114.2	104	42	34	1	62	27
Wiltse, H.	SO	TCBA	12	11	.522	0	2.87	36	29	4	1	17	197.2	178	85	63	3	78	61
Walker, D.	SO	TCBA	4	6	.400	2	3.84	37	8	0	0	3	96.0	89	51	41	1	40	30
Carson, A.	SO	TCBA	0	0	-	2	4.26	10	0	0	0	0	6.1	5	3	3	0	0	6
Harmon, B.	SO	TCBA	4	5	.444	2	4.53	33	3	0	0	0	91.1	110	59	46	1	55	37
Hendricks, E.	SO	TCBA	0	1	.000	0	6.14	12	0	0	0	0	7.1	16	5	5	0	2	4
Russell, L.	LI	TCBA	0	3	.000	0	7.24	3	3	0	0	1	13.2	12	13	11	0	7	8
Castleton, R.	SO	TCBA	0	0	-	0	7.36	11	0	0	0	0	11.0	17	11	9	0	1	5
Humphries, B.	SO	TCBA	0	0	-	0	7.36	1	0	0	0	0	3.2	6	6	3	0	1	4
Good, R.	LI	TCBA	1	1	.500	1	14.40	6	0	0	0	0	5.0	13	8	8	0	2	3
Fiehl, S.	SO	TCBA	0	0	-	0	81.00	1	0	0	0	0	.1	3	5	3	0	0	0
South Starrucca Ainspans			91	64	.587	27	2.72	374	155	42	14	93	1376.1	1167	544	416	21	614	417

19 Pitchers	Tm	Lg	SUP/9	R/9	ERA	BF/9	BR/9	H/9	BB/9	SO/9	HR/9	ERPT	OBA	BF	BR	IBB	HB	WP	BK
Mitchell, R.	LT	TCBA	.0	.00	.00	38.1	11.1	7.9	.0	1.6	.00	2.0	.227	24	7	0	2	0	0
Moroney, J.	SO	TCBA	.0	2.52	1.51	36.3	9.8	8.1	.8	3.0	.00	6.6	.239	144	39	1	4	1	0
Falkenberg, C.	LT	TCBA	2.8	2.84	1.71	36.7	9.7	7.1	1.7	2.8	.00	5.2	.214	129	34	0	3	0	0
Drucke, L.	SO	TCBA	4.8	2.30	1.81	35.6	8.6	6.0	2.5	7.3	.08	35.9	.188	928	223	4	2	2	1
Willett, E.	LT	TCBA	4.4	3.34	1.82	37.8	10.2	6.8	2.7	2.9	.00	9.0	.204	249	67	1	4	1	0
Quinn, J.	SO	TCBA	5.1	2.57	2.10	36.2	8.8	6.4	2.1	3.0	.05	20.7	.191	691	167	3	5	1	0
Crandall, D.	SO	TCBA	3.4	3.23	2.43	36.6	9.8	7.0	2.3	2.3	.46	17.9	.215	873	233	4	10	0	0
Mullin, G.	WA	TCBA	4.6	3.30	2.48	37.6	11.2	7.2	3.4	2.6	.12	6.0	.219	319	95	3	5	1	0
White, D.	SO	TCBA	4.5	3.30	2.67	37.7	10.3	8.2	1.8	4.9	.08	6.6	.237	480	131	4	4	3	0
Wiltse, H.	SO	TCBA	3.8	3.87	2.87	38.7	11.1	8.1	2.5	3.6	.14	6.9	.235	849	244	6	11	0	0
Walker, D.	SO	TCBA	1.1	4.78	3.84	38.5	12.0	8.3	2.7	3.8	.09	-7.0	.244	411	128	1	10	1	0
Carson, A.	SO	TCBA	.0	4.26	4.26	39.8	12.8	7.1	5.7	.0	.00	-.8	.238	28	9	2	0	0	0
Harmon, B.	SO	TCBA	.7	5.81	4.53	40.8	14.5	10.8	3.6	5.4	.10	-13.7	.297	414	147	0	0	4	0
Hendricks, E.	SO	TCBA	.0	6.14	6.14	51.5	24.5	19.6	4.9	2.5	.00	-2.4	.421	42	20	0	0	0	0
Russell, L.	LI	TCBA	2.0	8.56	7.24	43.5	11.9	7.9	4.0	4.6	.00	-6.2	.214	66	18	2	0	0	0
Castleton, R.	SO	TCBA	.0	9.00	7.36	45.8	21.3	13.9	4.1	.8	.00	-5.1	.362	56	26	0	4	1	0
Humphries, B.	SO	TCBA	.0	14.73	7.36	54.0	29.5	14.7	9.8	2.5	.00	-1.7	.375	22	12	0	2	0	0
Good, R.	LI	TCBA	.0	14.40	14.40	57.6	23.4	23.4	.0	3.6	.00	-6.2	.464	32	13	3	0	0	0
Fiehl, S.	SO	TCBA	.0	135.00	81.00	162.0	108.0	81.0	.0	.0	.00	-2.9	.600	6	4	0	1	0	0
South Starrucca Ainspans			3.6	3.56	2.72	37.7	10.6	7.6	2.5	4.0	.14	70.9	.226	5763	1617	34	67	15	1

37 Players	Tm	Lg	AVG	G	AB	R	H	2B	3B	HR	TB	RBI	SO	BB	ASB	SB	CS	SBP	GDP
Castleton, R.	SO	TCBA	1.000	11	1	0	1	0	0	0	1	0	0	0	0	0	0	-	0
Hohnhorst, E.	SO	TCBA	.378	48	45	6	17	1	1	0	20	13	4	7	2	1	1	50.0	0
Falkenberg, C.	LT	TCBA	.364	8	11	3	4	0	0	0	4	2	4	0	1	1	0	100.0	0
Russell, L.	LI	TCBA	.333	3	3	0	1	0	0	0	1	0	0	0	0	0	0	-	0
Roach, R.	SO	TCBA	.315	69	111	25	35	6	2	0	45	17	13	16	3	2	1	66.7	0
Delahanty, J.	SO	TCBA	.300	109	223	41	67	8	4	0	83	32	22	35	10	5	5	50.0	0
Wilson, C.	SO	TCBA	.294	135	477	62	140	21	13	5	202	82	62	22	9	6	3	66.7	6
Doyle, L.	SO	TCBA	.285	132	407	75	116	12	13	6	172	62	13	57	36	28	8	77.8	8
Fiehl, S.	SO	TCBA	.282	38	39	7	11	0	0	0	11	3	6	5	1	0	1	.0	0
Doolan, M.	SO	TCBA	.271	117	384	48	104	31	4	0	143	56	29	27	8	5	3	62.5	4
Baker, H.	SO	TCBA	.268	147	557	65	149	22	12	0	195	106	58	38	22	18	4	81.8	8
Burg, P.	SO	TCBA	.265	34	34	5	9	0	1	0	11	1	9	7	4	3	1	75.0	0
Becker, B.	SO	TCBA	.263	84	95	20	25	4	5	3	48	24	18	15	9	5	4	55.6	1
Doin, R.	SO	TCBA	.258	132	365	35	94	16	3	0	116	37	30	17	8	5	3	62.5	2
Downey, T.	LT	TCBA	.257	30	101	9	26	4	1	0	32	13	3	4	3	2	1	66.7	0
Wolter, H.	SO	TCBA	.248	116	400	70	99	17	6	4	140	60	38	46	31	23	8	74.2	3
Evans, S.	SO	TCBA	.238	148	509	90	121	26	3	1	156	33	69	80	13	7	6	53.8	4
Devore, J.	SO	TCBA	.237	114	418	69	99	9	5	1	121	41	57	34	38	32	6	84.2	3
White, D.	SO	TCBA	.225	30	40	7	9	2	0	1	14	7	7	4	0	0	0	-	0
Jones, T.	SO	TCBA	.222	142	396	48	88	6	3	0	100	32	47	31	7	5	2	71.4	5
Stanage, O.	SO	TCBA	.218	80	165	17	36	2	2	1	45	22	23	8	0	0	0	-	4
Drucke, L.	SO	TCBA	.208	38	72	9	15	3	1	0	20	11	19	9	0	0	0	-	2
Crandall, D.	SO	TCBA	.207	52	87	10	18	4	0	0	22	2	7	5	0	0	0	-	0
Keeler, W.	SO	TCBA	.200	8	5	0	1	0	0	0	1	0	0	3	0	0	0	-	0
Gandil, C.	SO	TCBA	.162	87	117	13	19	3	0	0	22	7	17	13	3	3	0	100.0	0
Quinn, J.	SO	TCBA	.161	31	62	7	10	4	0	0	14	3	6	3	0	0	0	-	1
Walker, D.	SO	TCBA	.160	37	25	3	4	0	0	0	4	3	10	0	0	0	0	-	0
Wiltse, H.	SO	TCBA	.153	36	59	7	9	5	0	0	14	6	4	7	0	0	0	-	0
Mullin, G.	WA	TCBA	.143	13	28	1	4	1	0	0	5	1	5	4	1	1	0	100.0	1
Willett, E.	LT	TCBA	.111	11	18	0	2	1	0	0	3	0	6	1	0	0	0	-	1
Harmon, B.	SO	TCBA	.080	33	25	5	2	1	0	0	3	3	8	4	0	0	0	-	0
Humphries, B.	SO	TCBA	.000	1	1	0	0	0	0	0	0	0	0	1	0	0	0	-	0
Carson, A.	SO	TCBA	-	10	0	0	0	0	0	0	0	0	0	1	0	0	0	-	0
Good, R.	LI	TCBA	-	6	0	0	0	0	0	0	0	0	0	0	0	0	0	-	0
Moroney, J.	SO	TCBA	-	37	0	0	0	0	0	0	0	0	0	0	0	0	0	-	0
Hendricks, E.	SO	TCBA	-	12	0	0	0	0	0	0	0	0	0	0	0	0	0	-	0
Mitchell, R.	LT	TCBA	-	8	0	0	0	0	0	0	0	0	0	0	0	0	0	-	0
South Starrucca Ainspans			.253	2147	5280	757	1335	209	79	22	1768	679	594	504	209	152	57	72.7	53

37 Players	Tm	Lg	AVG	OBP	SLG	OPS	ISO	SECA	TA	RCON	RC	RC/G	PA	IBB	HBP	SH	SF
Castleton, R.	SO	TCBA	1.000	1.000	1.000	2.000	.000	.000	-	.5	1.0	-	1	0	0	0	0
Hohnhorst, E.	SO	TCBA	.378	.453	.444	.897	.067	.222	.966	3.7	9.9	8.9	53	0	0	0	1
Falkenberg, C.	LT	TCBA	.364	.364	.364	.727	.000	.091	.714	.4	1.7	4.7	14	0	0	3	0
Russell, L.	LI	TCBA	.333	.333	.333	.667	.000	.000	.500	-.0	.3	4.5	3	0	0	0	0
Roach, R.	SO	TCBA	.315	.412	.405	.818	.090	.243	.857	6.5	21.1	6.9	136	0	3	5	1
Delahanty, J.	SO	TCBA	.300	.410	.372	.782	.072	.229	.820	9.8	38.7	6.3	272	1	9	1	4
Wilson, C.	SO	TCBA	.294	.325	.423	.749	.130	.182	.676	7.8	66.2	5.1	511	2	4	1	7
Doyle, L.	SO	TCBA	.285	.374	.423	.797	.138	.327	.847	21.0	69.3	6.0	471	1	3	1	3
Fiehl, S.	SO	TCBA	.282	.356	.282	.638	.000	.103	.552	-.9	4.3	3.8	46	0	0	1	1
Doolan, M.	SO	TCBA	.271	.315	.372	.687	.102	.177	.610	-.8	46.7	4.2	425	0	0	9	5
Baker, H.	SO	TCBA	.268	.320	.350	.670	.083	.176	.617	-1.1	65.9	4.1	613	3	8	3	7
Burg, P.	SO	TCBA	.265	.390	.324	.714	.059	.324	.808	1.1	5.2	5.4	41	1	0	0	0
Becker, B.	SO	TCBA	.263	.366	.505	.871	.242	.411	.920	5.4	17.5	6.2	112	3	1	0	1
Dooin, R.	SO	TCBA	.258	.288	.318	.606	.060	.112	.500	-12.1	35.0	3.2	398	0	0	13	3
Downey, T.	LT	TCBA	.257	.286	.317	.603	.059	.109	.500	-3.5	9.5	3.3	106	0	0	1	0
Wolter, H.	SO	TCBA	.248	.320	.350	.670	.102	.255	.673	.8	50.3	4.1	465	1	1	9	9
Evans, S.	SO	TCBA	.238	.370	.306	.676	.069	.228	.678	3.9	66.9	4.4	626	1	27	7	1
Devore, J.	SO	TCBA	.237	.303	.289	.593	.053	.196	.591	-7.9	42.6	3.5	464	0	7	2	3
White, D.	SO	TCBA	.225	.295	.350	.645	.125	.225	.581	-.7	4.7	3.5	49	0	0	5	0
Jones, T.	SO	TCBA	.222	.296	.253	.549	.030	.116	.470	-18.3	33.9	2.7	465	1	12	23	3
Stanage, O.	SO	TCBA	.218	.274	.273	.546	.055	.103	.436	-8.7	12.6	2.4	184	0	5	5	1
Drucke, L.	SO	TCBA	.208	.289	.278	.567	.069	.194	.492	-2.8	6.8	2.6	93	0	0	10	2
Crandall, D.	SO	TCBA	.207	.250	.253	.503	.046	.103	.391	-6.0	5.8	2.3	92	0	0	0	0
Keeler, W.	SO	TCBA	.200	.500	.200	.700	.000	.600	1.000	.5	.9	6.0	8	0	0	0	0
Gandil, C.	SO	TCBA	.162	.246	.188	.434	.026	.162	.388	-9.6	7.1	1.8	137	0	0	7	0
Quinn, J.	SO	TCBA	.161	.200	.226	.426	.065	.113	.321	-6.0	3.0	1.4	70	0	0	5	0
Walker, D.	SO	TCBA	.160	.192	.160	.352	.000	.000	.238	-3.1	.9	1.1	27	0	1	1	0
Wiltse, H.	SO	TCBA	.153	.242	.237	.480	.085	.203	.420	-4.3	4.2	2.0	71	0	0	5	0
Mullin, G.	WA	TCBA	.143	.250	.179	.429	.036	.214	.400	-2.2	1.5	1.6	33	0	0	1	0
Willett, E.	LT	TCBA	.111	.200	.167	.367	.056	.111	.294	-2.1	.7	.9	24	0	1	4	0
Harmon, B.	SO	TCBA	.080	.200	.120	.320	.040	.200	.304	-3.2	1.0	1.1	31	0	0	1	1
Humphries, B.	SO	TCBA	.000	.500	.000	.500	.000	1.000	1.000	.1	.1	3.5	2	0	0	0	0
Carson, A.	SO	TCBA	-	1.000	-	-	-	-	-	.3	.3	-	1	0	0	0	0
Good, R.	LI	TCBA	-	1.000	-	-	-	-	-	.3	.3	-	1	0	1	0	0
Moroney, J.	SO	TCBA	-	1.000	-	-	-	-	-	.3	.3	-	1	0	1	0	0
Hendricks, E.	SO	TCBA	-	-	-	-	-	-	-	.0	-	-	0	0	0	0	0
Mitchell, R.	LT	TCBA	-	-	-	-	-	-	-	.0	-	-	0	0	0	0	0
South Starrucca Ainspans			.253	.325	.335	.660	.082	.195	.618	-30.7	626.3	4.0	6046	14	84	123	53



WELCOME TO
— The —
HISTORIC TOWN
of —

HYDE PARK, N.Y.



Hyde Park



Hyde Park Vitamen Draft Picks

1-Rube Benton 3-Elmer Koestner 4-Patrick Newman



Hyde Park Vitamen Starting Lineup for Opening Day 1911

- 1-Jimmy Sheckard, CF
- 2-Harry Hooper, RF
- 3-Hal Chase, 1B
- 4-Wildfire Schulte, LF
- 5-Harry Lord, 3B
- 6-Bobby Wallace, SS
- 7-Dave Shean, 2B
- 8-Paddy Livingstone, C
- 9-King Cole, P



11 Pitchers	Tm	Lg	W	L	PCT	SV	ERA	G	GS	CG	SHO	QS	IP	H	R	ER	HR	SO	BB
Newnam, P.	HP	TCBA	0	0	-	0	.00	3	0	0	0	0	3.0	1	0	0	0	1	0
Cole, K.	HP	TCBA	24	10	.706	5	2.17	45	32	18	3	26	282.1	146	78	68	0	126	132
Krause, H.	HP	TCBA	6	5	.545	1	2.33	20	12	5	3	8	108.1	84	38	28	2	57	35
Smith, C.	HP	TCBA	15	6	.714	4	2.56	32	22	8	2	15	182.2	156	63	52	10	58	44
Ewing, B.	HP	TCBA	14	13	.519	0	2.77	34	30	14	3	12	234.1	181	94	72	1	126	84
Olmstead, F.	HP	TCBA	10	9	.526	3	3.08	36	17	5	3	10	166.2	143	72	57	1	61	75
Scanlan, D.	HP	TCBA	13	13	.500	1	3.82	37	26	11	2	11	193.0	159	98	82	3	105	93
Braun, R.	HP	TCBA	0	0	-	0	4.02	4	0	0	0	0	15.2	19	10	7	0	3	4
Sallee, S.	HP	TCBA	6	7	.462	1	4.42	33	14	2	1	6	116.0	131	66	57	3	54	36
Koestner, E.	HP	TCBA	2	2	.500	0	5.28	29	2	0	0	0	58.0	72	47	34	1	14	37
Benton, R.	HP	TCBA	0	0	-	0	5.47	18	0	0	0	0	26.1	35	23	16	2	12	17
Hyde Park Vitamen			90	65	.581	15	3.07	291	155	63	17	88	1386.1	1127	589	473	23	617	557

11 Pitchers	Tm	Lg	SUP/9	R/9	ERA	BF/9	BR/9	H/9	BB/9	SO/9	HR/9	ERPT	OBA	BF	BR	IBB	HB	WP	BK
Newnam, P.	HP	TCBA	.0	.00	.00	27.0	3.0	3.0	.0	3.0	.00	1.1	.111	9	1	0	0	0	0
Cole, K.	HP	TCBA	5.0	2.49	2.17	36.1	9.1	4.7	4.1	4.0	.00	31.9	.151	1132	284	3	9	5	0
Krause, H.	HP	TCBA	3.7	3.16	2.33	36.4	9.7	7.0	2.6	4.7	.17	10.3	.219	438	117	4	2	0	0
Smith, C.	HP	TCBA	4.6	3.10	2.56	36.5	10.1	7.7	2.1	2.9	.49	12.6	.232	740	204	2	6	6	0
Ewing, B.	HP	TCBA	4.1	3.61	2.77	37.6	10.6	7.0	3.1	4.8	.04	10.9	.210	980	276	2	13	3	0
Olmstead, F.	HP	TCBA	3.3	3.89	3.08	38.6	11.8	7.7	3.7	3.3	.05	2.0	.235	715	218	7	7	2	0
Scanlan, D.	HP	TCBA	5.5	4.57	3.82	39.0	12.1	7.4	4.2	4.9	.14	-13.7	.226	837	260	3	11	7	0
Braun, R.	HP	TCBA	.0	5.74	4.02	40.8	13.2	10.9	2.3	1.7	.00	-1.5	.297	71	23	0	0	0	0
Sallee, S.	HP	TCBA	3.4	5.12	4.42	40.3	13.2	10.2	2.4	4.2	.23	-16.0	.286	519	170	5	8	0	0
Koestner, E.	HP	TCBA	.5	7.29	5.28	42.8	16.0	11.2	4.8	2.2	.16	-13.5	.304	276	103	6	0	3	0
Benton, R.	HP	TCBA	.0	7.86	5.47	45.1	18.5	12.0	5.8	4.1	.68	-6.7	.315	132	54	0	2	0	0
Hyde Park Vitamen			4.1	3.82	3.07	38.0	11.1	7.3	3.4	4.0	.15	17.4	.222	5849	1710	32	58	26	0

23 Players	Tm	Lg	AVG	G	AB	R	H	2B	3B	HR	TB	RBI	SO	BB	ASB	SB	CS	SBP	GDP
Schulte, W.	HP	TCBA	.329	149	578	100	190	50	12	7	285	109	44	44	34	26	8	76.5	5
Chase, H.	HP	TCBA	.299	138	546	74	163	27	4	1	201	71	51	16	47	34	13	72.3	3
Hooper, H.	HP	TCBA	.282	155	634	107	179	18	13	0	223	71	68	50	78	56	22	71.8	11
Sheckard, J.	HP	TCBA	.272	144	558	106	152	29	6	2	199	57	59	80	26	21	5	80.8	4
Cole, K.	HP	TCBA	.264	45	106	11	28	0	3	0	34	9	29	2	0	0	0	-	2
Livingston, P.	HP	TCBA	.249	121	350	42	87	12	11	0	121	37	53	33	5	2	3	40.0	2
Erwin, T.	HP	TCBA	.246	51	118	9	29	0	1	0	31	13	11	11	0	0	0	-	3
Lord, H.	HP	TCBA	.242	132	471	49	114	12	7	0	140	71	39	33	58	39	19	67.2	3
Wallace, B.	HP	TCBA	.237	142	468	50	111	21	2	0	136	49	40	50	8	6	2	75.0	5
Scanlan, D.	HP	TCBA	.229	37	70	8	16	5	0	0	21	7	11	5	0	0	0	-	1
Krause, H.	HP	TCBA	.226	20	31	4	7	1	0	0	8	4	4	3	0	0	0	-	1
Shean, D.	HP	TCBA	.223	152	539	61	120	16	6	6	166	62	42	46	15	13	2	86.7	11
Conroy, W.	HP	TCBA	.217	89	175	21	38	8	0	0	46	16	14	17	10	6	4	60.0	3
Hartzell, R.	HP	TCBA	.212	69	198	25	42	5	1	0	49	25	21	16	11	9	2	81.8	2
Newnam, P.	HP	TCBA	.207	69	116	16	24	1	2	1	32	13	19	10	12	9	3	75.0	5
Koestner, E.	HP	TCBA	.188	29	16	0	3	0	0	0	3	2	1	0	0	0	0	-	0
Sullivan, B.	HP	TCBA	.167	75	66	4	11	1	0	0	12	5	9	6	1	0	1	.0	1
Braun, R.	HP	TCBA	.163	52	80	5	13	2	0	0	15	6	12	6	0	0	0	-	1
Ewing, B.	HP	TCBA	.162	34	74	10	12	3	0	0	15	5	10	8	0	0	0	-	2
Olmstead, F.	HP	TCBA	.121	36	58	4	7	0	1	0	9	3	7	2	0	0	0	-	3
Smith, C.	HP	TCBA	.111	32	54	5	6	0	0	0	6	5	7	6	0	0	0	-	2
Sallee, S.	HP	TCBA	.081	33	37	3	3	0	0	0	3	4	10	1	0	0	0	-	0
Benton, R.	HP	TCBA	.000	18	4	0	0	0	0	0	0	0	1	0	0	0	0	-	0
Hyde Park Vitamen			.253	1822	5347	714	1355	211	69	17	1755	644	562	445	305	221	84	72.5	70

23 Players	Tm	Lg	AVG	OBP	SLG	OPS	ISO	SECA	TA	RCON	RC	RC/G	PA	IBB	HBP	SH	SF
Schulte, W.	HP	TCBA	.329	.374	.493	.867	.164	.272	.888	38.5	109.8	7.3	628	8	1	0	5
Chase, H.	HP	TCBA	.299	.318	.368	.686	.070	.137	.634	-.1	65.3	4.4	571	4	2	1	5
Hooper, H.	HP	TCBA	.282	.343	.352	.695	.069	.202	.695	5.4	79.8	4.3	703	0	10	6	3
Sheckard, J.	HP	TCBA	.272	.362	.357	.719	.084	.256	.723	13.2	80.8	5.2	645	3	0	5	2
Cole, K.	HP	TCBA	.264	.275	.321	.596	.057	.075	.450	-4.3	9.4	2.8	117	0	0	8	1
Livingston, P.	HP	TCBA	.249	.336	.346	.682	.097	.189	.634	-1.2	43.6	4.3	400	2	14	1	2
Erwin, T.	HP	TCBA	.246	.308	.263	.570	.017	.110	.457	-4.7	9.8	2.8	130	0	0	0	1
Lord, H.	HP	TCBA	.242	.290	.297	.588	.055	.168	.565	-17.0	42.7	3.0	514	3	2	1	7
Wallace, B.	HP	TCBA	.237	.313	.291	.603	.053	.169	.538	-11.5	46.9	3.4	531	1	4	3	6
Scanlan, D.	HP	TCBA	.229	.280	.300	.580	.071	.143	.473	-2.8	6.1	2.8	78	0	0	3	0
Krause, H.	HP	TCBA	.226	.333	.258	.591	.032	.129	.560	-.5	3.3	3.3	39	0	3	0	2
Shean, D.	HP	TCBA	.223	.283	.308	.591	.085	.191	.525	-16.6	49.5	3.0	602	3	2	8	7
Conroy, W.	HP	TCBA	.217	.290	.263	.553	.046	.154	.486	-8.7	13.6	2.5	193	1	1	0	0
Hartzell, R.	HP	TCBA	.212	.276	.247	.524	.035	.152	.475	-10.0	15.3	2.5	219	0	2	2	1
Newnam, P.	HP	TCBA	.207	.268	.276	.544	.069	.207	.510	-5.4	8.3	2.1	131	0	0	4	1
Koestner, E.	HP	TCBA	.188	.188	.188	.375	.000	.000	.231	-1.9	.6	1.2	16	0	0	0	0
Sullivan, B.	HP	TCBA	.167	.247	.182	.428	.015	.091	.333	-6.6	3.1	1.4	75	1	1	2	0
Braun, R.	HP	TCBA	.163	.225	.188	.412	.025	.100	.324	-7.8	3.8	1.5	89	0	1	0	2
Ewing, B.	HP	TCBA	.162	.253	.203	.456	.041	.149	.375	-6.0	4.7	1.7	94	0	1	11	0
Olmstead, F.	HP	TCBA	.121	.148	.155	.303	.034	.069	.204	-8.3	1.1	.5	63	0	0	2	1
Smith, C.	HP	TCBA	.111	.250	.111	.361	.000	.111	.320	-5.9	2.6	1.2	74	0	4	10	0
Sallee, S.	HP	TCBA	.081	.105	.081	.186	.000	.027	.118	-6.8	.5	.4	43	0	0	5	0
Benton, R.	HP	TCBA	.000	.000	.000	.000	.000	.000	.000	-1.0	.0	.0	4	0	0	0	0
Hyde Park Vitamen			.253	.314	.328	.642	.075	.184	.596	-69.8	583.6	3.7	5959	26	48	72	46

Spiders



CLEVELAND SPIDERS FREE AGENT DRAFT

1-Doc Miller 3-Fred Mitchell 4-Alex Malloy

5-Frank Browning 6-Frank Oberlin 7-Fred Link

8-Billy Burke

XFA-Frank Betcher, Heine Beckendorf,

Tom Crooke, Ben Demott, Bill O'Hara,

Chick Evans, Cotton Knaupp, Bill Bradley




Cleveland Spiders 1911 Opening Day Lineup



Gessler, Washington Amer.




PURTELL, CHICAGO AMER.



BUSH, DETROIT



Tommy Leach
OF THE
PITTSBURG NATIONALS




Miller, 2b Pittsburg Nat'l



Bransfield, 1b Phila. Nat'l



CARRIGAN BOSTON AMER.



WALSH, CHICAGO AMER.

- 1-John Titus, RF
- 2-Donie Bush, SS
- 3-Doc Gessler, LF
- 4-Tommy Leach, CF
- 5-Dots Miller, 2B
- 6-Kitty Bransfield, 1B
- 7-Bill Carrigan, C
- 8-Billy Purtell, 3B
- 9-Ed Walsh P

12 Pitchers	Tm	Lg	W	L	PCT	SV	ERA	G	GS	CG	SHO	QS	IP	H	R	ER	HR	SO	BB
Walsh, E.	CS	TCBA	27	13	.675	2	1.17	46	41	30	5	36	378.0	213	73	49	6	244	59
Malloy, A.	CS	TCBA	3	2	.600	0	2.26	13	5	2	1	3	59.2	44	22	15	0	26	28
Morgan, C.	CS	TCBA	16	17	.485	1	2.36	40	38	24	6	20	297.0	189	105	78	2	146	148
Browning, F.	CS	TCBA	6	1	.857	0	2.38	20	4	2	1	3	53.0	40	16	14	0	18	28
Maddox, N.	CS	TCBA	5	5	.500	2	2.88	19	12	2	0	8	97.0	96	44	31	0	33	41
Gaspar, H.	CS	TCBA	9	19	.321	3	2.92	44	30	13	2	14	249.1	226	117	81	5	69	73
Leever, S.	CS	TCBA	8	8	.500	0	2.95	24	16	6	2	7	128.1	115	53	42	0	44	44
Evans, C.	CS	TCBA	0	2	.000	0	3.38	8	0	0	0	0	8.0	5	4	3	0	7	5
Burke, B.	CS	TCBA	2	3	.400	1	3.95	26	0	0	0	0	57.0	56	26	25	0	9	24
Manning, R.	CS	TCBA	1	0	1.000	0	4.00	1	1	1	0	0	9.0	11	5	4	0	5	5
Link, F.	CS	TCBA	1	4	.200	0	4.96	19	5	0	0	2	49.0	47	33	27	0	22	33
Oberlin, F.	CS	TCBA	1	1	.500	0	8.57	9	2	0	0	0	21.0	32	22	20	1	7	17
Cleveland Spiders			79	75	.513	9	2.49	269	154	80	17	93	1406.1	1074	520	389	14	630	505

12 Pitchers	Tm	Lg	SUP/9	R/9	ERA	BF/9	BR/9	H/9	BB/9	SO/9	HR/9	ERPT	OBA	BF	BR	IBB	HB	WP	BK
Walsh, E.	CS	TCBA	3.6	1.74	1.17	33.8	6.5	5.1	1.3	5.8	.14	84.8	.161	1419	273	6	7	5	2
Malloy, A.	CS	TCBA	1.7	3.32	2.26	37.3	10.9	6.6	3.8	3.9	.00	6.1	.209	247	72	3	3	2	0
Morgan, C.	CS	TCBA	3.3	3.18	2.36	37.2	10.2	5.7	4.3	4.4	.06	27.1	.181	1227	335	7	5	14	0
Browning, F.	CS	TCBA	3.1	2.72	2.38	38.7	10.9	6.8	4.1	3.1	.00	4.8	.208	228	64	4	0	0	0
Maddox, N.	CS	TCBA	4.4	4.08	2.88	39.5	12.8	8.9	3.8	3.1	.00	3.3	.259	426	138	0	1	0	1
Gaspar, H.	CS	TCBA	3.0	4.22	2.92	38.3	10.8	8.2	2.2	2.5	.18	7.3	.240	1060	299	11	11	1	0
Leever, S.	CS	TCBA	3.5	3.72	2.95	38.2	11.4	8.1	2.8	3.1	.00	3.4	.242	545	162	4	7	0	0
Evans, C.	CS	TCBA	.0	4.50	3.38	40.5	10.1	5.6	3.4	7.9	.00	-.2	.172	36	9	2	1	0	0
Burke, B.	CS	TCBA	.0	4.11	3.95	39.3	12.6	8.8	3.3	1.4	.00	-4.8	.260	249	80	3	3	0	0
Manning, R.	CS	TCBA	9.0	5.00	4.00	44.0	17.0	11.0	5.0	5.0	.00	-.8	.289	44	17	0	1	1	0
Link, F.	CS	TCBA	1.1	6.06	4.96	43.9	15.2	8.6	5.5	4.0	.00	-9.7	.249	239	83	3	6	1	0
Oberlin, F.	CS	TCBA	.0	9.43	8.57	46.3	22.3	13.7	7.3	3.0	.43	-12.6	.368	108	52	0	3	0	0
Cleveland Spiders			3.1	3.33	2.49	37.3	10.1	6.9	3.0	4.0	.09	108.8	.210	5828	1584	43	48	24	3



30 Players	Tm	Lg	AVG	G	AB	R	H	2B	3B	HR	TB	RBI	SO	BB	ASB	SB	CS	SBP	GDP
Maddox, N.	CS	TCBA	.345	20	29	6	10	3	0	0	13	1	4	7	2	1	1	50.0	0
Cunningham, B.	CS	TCBA	.316	41	76	13	24	5	0	0	29	8	8	15	1	1	0	100.0	3
Leach, T.	CS	TCBA	.294	140	513	76	151	36	3	6	211	77	67	41	15	9	6	60.0	9
Link, F.	CS	TCBA	.273	19	11	1	3	0	0	0	3	0	3	0	0	0	0	-	0
Mitchell, F.	CS	TCBA	.243	57	185	16	45	11	1	0	58	25	25	9	7	3	4	42.9	1
Bush, D.	CS	TCBA	.234	77	265	51	62	12	0	0	74	18	28	39	24	18	6	75.0	2
Carrigan, B.	CS	TCBA	.233	99	322	38	75	9	1	1	89	43	49	19	13	10	3	76.9	8
Meloan, P.	CS	TCBA	.231	44	78	13	18	3	0	0	21	3	11	7	0	0	0	-	1
Betcher, F.	CS	TCBA	.227	17	22	5	5	2	0	0	7	3	5	3	0	0	0	-	1
Purtell, B.	CS	TCBA	.226	139	486	44	110	5	5	3	134	47	73	36	1	1	0	100.0	6
Titus, J.	CS	TCBA	.224	143	532	69	119	26	0	4	157	54	62	86	7	3	4	42.9	4
Griggs, A.	CS	TCBA	.217	70	230	15	50	11	0	2	67	27	28	10	10	8	2	80.0	7
Gessler, D.	CS	TCBA	.214	131	491	64	105	24	9	2	153	60	56	59	18	10	8	55.6	7
Turner, T.	CS	TCBA	.209	93	340	39	71	7	3	0	84	21	46	32	31	24	7	77.4	5
Bransfield, K.	CS	TCBA	.205	146	565	53	116	28	3	3	159	64	49	22	13	9	4	69.2	6
Miller, D.	CS	TCBA	.200	144	515	47	103	15	7	0	132	43	64	43	4	4	0	100.0	8
Beckendorf, H.	CS	TCBA	.156	11	32	1	5	0	0	0	5	2	6	3	0	0	0	-	0
Walsh, E.	CS	TCBA	.152	46	125	12	19	4	2	0	27	4	28	6	3	1	2	33.3	1
Shifflett, C.	CS	TCBA	.152	28	33	3	5	2	1	0	9	3	4	0	0	0	0	-	0
Morgan, C.	CS	TCBA	.149	40	87	7	13	3	0	0	16	9	13	1	2	1	1	50.0	2
Bradley, B.	CS	TCBA	.148	49	54	4	8	2	0	0	10	4	7	3	1	1	0	100.0	0
Gaspar, H.	CS	TCBA	.143	44	77	8	11	0	0	0	11	3	12	8	0	0	0	-	2
Crooke, T.	CS	TCBA	.125	7	24	2	3	0	0	0	3	3	5	0	0	0	0	-	1
Leever, S.	CS	TCBA	.108	24	37	2	4	0	0	0	4	1	13	4	0	0	0	-	0
Burke, B.	CS	TCBA	.071	26	14	0	1	0	0	0	1	1	6	0	0	0	0	-	0
Browning, F.	CS	TCBA	.067	20	15	0	1	0	0	0	1	0	5	0	0	0	0	-	0
Malloy, A.	CS	TCBA	.059	13	17	0	1	0	0	0	1	0	3	0	0	0	0	-	0
Manning, R.	CS	TCBA	.000	1	3	0	0	0	0	0	0	0	1	1	0	0	0	-	0
Oberlin, F.	CS	TCBA	.000	9	3	0	0	0	0	0	0	0	1	0	0	0	0	-	0
Evans, C.	CS	TCBA	.000	8	1	0	0	0	0	0	0	0	0	0	0	0	0	-	0
Cleveland Spiders			.220	1706	5182	589	1138	208	35	21	1479	524	682	454	152	104	48	68.4	74

30 Players	Tm	Lg	AVG	OBP	SLG	OPS	ISO	SECA	TA	RCON	RC	RC/G	PA	IBB	HBP	SH	SF
Maddox, N.	CS	TCBA	.345	.472	.448	.920	.103	.345	1.050	2.9	6.9	8.8	37	0	0	1	0
Cunningham, B.	CS	TCBA	.316	.429	.382	.810	.066	.276	.818	5.0	13.2	6.5	91	0	0	0	0
Leach, T.	CS	TCBA	.294	.346	.411	.757	.117	.203	.700	12.1	74.1	5.0	583	2	3	19	7
Link, F.	CS	TCBA	.273	.273	.273	.545	.000	.000	.375	-.6	.9	2.6	12	0	0	1	0
Mitchell, F.	CS	TCBA	.243	.281	.314	.594	.070	.114	.490	-8.2	16.2	2.9	201	0	1	5	1
Bush, D.	CS	TCBA	.234	.331	.279	.610	.045	.238	.621	-3.5	29.1	3.6	312	0	0	7	1
Carrigan, B.	CS	TCBA	.233	.307	.276	.583	.043	.124	.523	-9.6	29.6	3.0	369	0	17	7	4
Meloan, P.	CS	TCBA	.231	.318	.269	.587	.038	.128	.508	-2.4	7.5	3.1	92	0	3	4	0
Betcher, F.	CS	TCBA	.227	.346	.318	.664	.091	.227	.611	.1	2.5	3.7	26	0	1	0	0
Purtell, B.	CS	TCBA	.226	.281	.276	.557	.049	.126	.453	-23.2	39.7	2.7	535	1	2	8	2
Titus, J.	CS	TCBA	.224	.338	.295	.633	.071	.231	.599	-7.0	60.3	3.8	637	0	6	12	1
Griggs, A.	CS	TCBA	.217	.248	.291	.539	.074	.143	.450	-11.9	15.9	2.2	246	0	0	3	2
Gessler, D.	CS	TCBA	.214	.315	.312	.626	.098	.222	.591	-10.5	52.3	3.4	580	0	15	10	4
Turner, T.	CS	TCBA	.209	.286	.247	.533	.038	.182	.516	-15.3	27.8	2.6	390	0	5	12	1
Bransfield, K.	CS	TCBA	.205	.235	.281	.517	.076	.124	.420	-36.3	38.7	2.2	608	0	3	9	9
Miller, D.	CS	TCBA	.200	.262	.256	.518	.056	.148	.431	-30.6	37.9	2.3	584	1	2	19	5
Beckendorf, H.	CS	TCBA	.156	.270	.156	.427	.000	.094	.370	-2.8	1.7	1.7	37	0	2	0	0
Walsh, E.	CS	TCBA	.152	.197	.216	.413	.064	.104	.321	-13.9	6.0	1.3	151	0	1	19	0
Shifflett, C.	CS	TCBA	.152	.147	.273	.420	.121	.121	.321	-3.5	1.4	1.3	35	0	0	1	1
Morgan, C.	CS	TCBA	.149	.191	.184	.375	.034	.046	.286	-10.2	3.7	1.1	109	0	4	15	2
Bradley, B.	CS	TCBA	.148	.190	.185	.375	.037	.111	.304	-5.8	2.2	1.3	58	0	0	0	1
Gaspar, H.	CS	TCBA	.143	.224	.143	.366	.000	.104	.279	-8.8	2.9	1.1	89	0	0	4	0
Crooke, T.	CS	TCBA	.125	.125	.125	.250	.000	.000	.136	-3.9	.3	.3	24	0	0	0	0
Leever, S.	CS	TCBA	.108	.195	.108	.303	.000	.108	.242	-5.1	1.3	.9	46	0	0	5	0
Burke, B.	CS	TCBA	.071	.071	.071	.143	.000	.000	.077	-2.8	.1	.2	15	0	0	1	0
Browning, F.	CS	TCBA	.067	.067	.067	.133	.000	.000	.071	-3.0	.1	.2	16	0	0	1	0
Malloy, A.	CS	TCBA	.059	.059	.059	.118	.000	.000	.063	-3.5	.1	.1	18	0	0	1	0
Manning, R.	CS	TCBA	.000	.250	.000	.250	.000	.333	.333	-.4	.1	.6	4	0	0	0	0
Oberlin, F.	CS	TCBA	.000	.000	.000	.000	.000	.000	.000	-.8	.0	.0	4	0	0	1	0
Evans, C.	CS	TCBA	.000	.000	.000	.000	.000	.000	.000	-.3	.0	.0	1	0	0	0	0
Cleveland Spiders			.220	.289	.285	.574	.066	.164	.505	-203.8	461.0	2.8	5910	4	65	165	41

ISLANDERS



BASEBALL





An aerial photograph of a coastal town, likely Long Beach, California. The image shows a large, sandy beach in the foreground, a dense residential area with many houses, and a large body of blue water in the background. The sky is clear and blue.

Long Island Islanders Draft Picks

Long Island


**1-Jack Daubert 1a-Max Carey 2-Hank Gowdy 2a-Frank Lange 3-Arnold Hauser 4-Felix Chouinard
5-John Frill 6-Ed Kinsella 7-Farmer Ray
XFA-Roy Golden, Bob Spade, Bunny Hearn, Fred Miller, Parsons, Ed Zmich, Harry Patton, Lefty Webb**




GEO. BROWNE
1 f. Washington (A. L.)



WHITE, CHICAGO AMER



Jake Daubert
OF THE
BROOKLYN NATIONALS



KILLIFER, PHILADELPHIA - NATIONALS

- 1-Buck Herzog, 3B
- 2-Jake Daubert, 1B
- 3-Zack Wheat, CF
- 4-Jim McEneaney, 2B
- 5-Hank Gowdy, LF
- 6-Arnold Hauser, SS
- 7-George Browne, RF
- 8-Bill Killefer, C
- 9-Doc White, P

**Opening Day Starting Lineup
1911 Long Island Islanders**

19 Pitchers	Tm	Lg	W	L	PCT	SV	ERA	G	GS	CG	SHO	QS	IP	H	R	ER	HR	SO	BB
Good, R.	LI	TCBA	1	0	1.000	0	.00	4	0	0	0	0	2.2	2	0	0	0	1	0
Gowdy, H.	LI	TCBA	0	0	-	0	-	1	0	0	0	0	.0	1	0	0	0	0	0
Atkins, T.	WA	TCBA	1	3	.250	2	2.87	10	0	0	0	0	15.2	15	6	5	0	8	3
Lange, F.	LI	TCBA	4	14	.222	0	3.63	28	15	7	0	5	136.1	124	84	55	1	104	71
Parson, J.	LI	TCBA	2	2	.500	2	3.74	34	0	0	0	0	43.1	35	27	18	2	13	19
Webb, L.	LI	TCBA	0	0	-	1	3.86	25	0	0	0	0	35.0	38	20	15	0	13	14
White, D.	SO	TCBA	3	8	.273	1	3.87	15	13	7	1	7	95.1	94	56	41	0	46	24
Warhop, J.	LI	TCBA	7	17	.292	0	3.95	26	23	9	1	12	166.1	169	107	73	0	50	59
Frill, J.	LI	TCBA	2	9	.182	0	4.03	28	16	2	0	2	127.1	176	89	57	1	80	33
White, K.	LI	TCBA	8	12	.400	0	4.18	28	24	5	0	9	178.2	186	123	83	1	67	93
Hearn, B.	LI	TCBA	3	1	.750	0	4.78	14	1	1	0	0	37.2	51	24	20	1	12	14
Ray, F.	LI	TCBA	6	15	.286	0	4.78	26	22	7	2	5	158.0	185	115	84	1	57	60
Miller, F.	LI	TCBA	0	0	-	1	5.01	21	0	0	0	0	41.1	64	42	23	1	18	24
Kinsella, E.	LI	TCBA	2	7	.222	0	5.61	39	7	0	0	1	110.2	171	92	69	0	38	39
Golden, R.	LI	TCBA	3	18	.143	1	6.13	31	28	4	0	3	166.0	225	167	113	11	161	98
Spade, B.	LI	TCBA	0	3	.000	0	7.16	15	4	0	0	0	32.2	54	45	26	5	7	23
Patton, H.	LI	TCBA	0	0	-	0	9.00	4	0	0	0	0	5.0	8	5	5	0	2	5
McEneaney, J.	LI	TCBA	1	0	1.000	3	9.53	10	0	0	0	0	5.2	12	6	6	0	3	2
Zmich, E.	LI	TCBA	1	1	.500	0	15.75	9	1	0	0	0	12.0	28	25	21	0	11	10
Long Island Islanders			44	110	.286	11	4.69	368	154	42	4	44	1369.2	1638	1033	714	24	691	591
19 Pitchers	Tm	Lg	SUP/9	R/9	ERA	BF/9	BR/9	H/9	BB/9	SO/9	HR/9	ERPT	OBA	BF	BR	IBB	HB	WP	BK
Good, R.	LI	TCBA	.0	.00	.00	27.0	6.8	6.8	.0	3.4	.00	.9	.286	8	2	0	0	0	0
Gowdy, H.	LI	TCBA	-	-	-	-	-	-	-	-	-	-	1.000	1	1	0	0	0	0
Atkins, T.	WA	TCBA	.0	3.45	2.87	38.5	10.9	8.6	1.7	4.6	.00	.5	.250	67	19	0	1	0	0
Lange, F.	LI	TCBA	2.2	5.55	3.63	41.3	13.5	8.2	4.6	6.9	.07	-6.7	.237	626	204	1	10	5	0
Parson, J.	LI	TCBA	.0	5.61	3.74	38.8	11.2	7.3	3.9	2.7	.42	-2.7	.219	187	54	0	0	1	0
Webb, L.	LI	TCBA	.0	5.14	3.86	41.1	14.4	9.8	3.6	3.3	.00	-2.6	.275	160	56	0	4	0	0
White, D.	SO	TCBA	2.5	5.29	3.87	38.6	11.4	8.9	2.2	4.3	.00	-7.3	.251	409	121	1	4	1	0
Warhop, J.	LI	TCBA	3.4	5.79	3.95	40.5	13.1	9.1	3.2	2.7	.00	-14.1	.255	748	242	0	14	0	0
Frill, J.	LI	TCBA	2.2	6.29	4.03	42.8	15.5	12.4	2.3	5.7	.07	-11.9	.324	606	220	0	11	0	0
White, K.	LI	TCBA	3.9	6.20	4.18	42.1	14.5	9.4	4.7	3.4	.05	-19.8	.265	835	288	0	9	4	0
Hearn, B.	LI	TCBA	2.9	5.73	4.78	41.3	16.2	12.2	3.3	2.9	.24	-6.7	.338	173	68	0	3	0	0
Ray, F.	LI	TCBA	4.0	6.55	4.78	41.3	14.3	10.5	3.4	3.2	.06	-28.1	.290	725	251	0	6	0	0
Miller, F.	LI	TCBA	.0	9.15	5.01	46.6	19.2	13.9	5.2	3.9	.22	-8.4	.350	214	88	0	0	3	0
Kinsella, E.	LI	TCBA	1.7	7.48	5.61	44.4	17.3	13.9	3.2	3.1	.00	-29.8	.345	546	213	0	3	2	0
Golden, R.	LI	TCBA	4.0	9.05	6.13	45.2	17.9	12.2	5.3	8.7	.60	-54.2	.317	834	330	0	7	7	0
Spade, B.	LI	TCBA	2.2	12.40	7.16	50.4	21.5	14.9	6.3	1.9	1.38	-14.4	.348	183	78	0	1	2	0
Patton, H.	LI	TCBA	.0	9.00	9.00	48.6	23.4	14.4	9.0	3.6	.00	-3.2	.400	27	13	0	0	0	0
McEneaney, J.	LI	TCBA	.0	9.53	9.53	49.2	22.2	19.1	3.2	4.8	.00	-4.0	.444	31	14	0	0	0	0
Zmich, E.	LI	TCBA	.0	18.75	15.75	55.5	29.3	21.0	7.5	8.3	.00	-16.8	.452	74	39	0	1	1	0
Long Island Islanders			2.7	6.79	4.69	42.4	15.1	10.8	3.9	4.5	.16	-229.2	.292	6454	2301	2	74	26	0

35 Players	Tm	Lg	AVG	G	AB	R	H	2B	3B	HR	TB	RBI	SO	BB	ASB	SB	CS	SBP	GDP
Lange, F.	LI	TCBA	.390	28	41	6	16	9	0	0	25	6	5	1	0	0	0	-	0
Strunk, A.	LI	TCBA	.353	31	51	9	18	0	1	0	20	10	2	3	1	1	0	100.0	1
Carey, M.	LI	TCBA	.333	2	6	1	2	0	1	0	4	1	1	2	0	0	0	-	0
Wheat, Z.	LI	TCBA	.314	154	608	83	191	44	20	0	275	91	62	67	18	15	3	83.3	4
White, K.	LI	TCBA	.313	28	48	10	15	4	0	0	19	2	6	16	0	0	0	-	0
Daubert, J.	LI	TCBA	.304	136	543	95	165	19	18	7	241	58	46	53	32	23	9	71.9	2
Hearn, B.	LI	TCBA	.300	14	10	2	3	0	0	0	3	0	3	0	0	0	0	-	0
White, D.	SO	TCBA	.270	18	37	2	10	1	0	0	11	6	7	6	0	0	0	-	0
Sweeney, B.	LI	TCBA	.267	115	374	46	100	16	3	4	134	47	28	38	13	10	3	76.9	3
Spade, B.	LI	TCBA	.250	15	8	0	2	0	0	0	2	1	4	0	0	0	0	-	0
Moriarty, G.	LI	TCBA	.238	121	425	59	101	18	2	2	129	36	40	30	23	18	5	78.3	5
Payne, F.	WA	TCBA	.231	36	104	10	24	5	4	0	37	14	17	6	1	1	0	100.0	2
Kinsella, E.	LI	TCBA	.226	39	31	3	7	0	0	0	7	1	4	8	0	0	0	-	1
Killefer, R.	LI	TCBA	.217	60	189	26	41	8	1	0	51	19	20	22	7	4	3	57.1	5
McEneaney, J.	LI	TCBA	.214	122	425	31	91	14	5	5	130	74	108	28	0	0	0	-	13
Herzog, B.	LI	TCBA	.207	100	266	45	55	9	1	1	69	15	17	33	8	6	2	75.0	8
Browne, G.	LI	TCBA	.206	113	399	42	82	14	4	0	104	34	65	38	13	9	4	69.2	6
Coulson, B.	LI	TCBA	.185	28	92	9	17	2	1	3	30	15	10	6	5	4	1	80.0	0
Hauser, A.	LI	TCBA	.173	103	307	29	53	4	1	2	65	33	51	43	13	6	7	46.2	2
Gowdy, H.	LI	TCBA	.171	96	315	24	54	18	0	0	72	25	73	47	28	22	6	78.6	4
Chouinard, F.	LI	TCBA	.159	51	157	15	25	3	6	0	40	19	28	15	4	4	0	100.0	4
Moran, H.	LI	TCBA	.125	85	200	22	25	0	0	0	25	10	43	45	10	6	4	60.0	3
Bliss, J.	LI	TCBA	.124	56	121	6	15	0	0	0	15	7	32	12	0	0	0	-	0
Golden, R.	LI	TCBA	.117	31	60	1	7	3	0	0	10	0	14	0	0	0	0	-	0
Frill, J.	LI	TCBA	.105	28	38	2	4	0	0	0	4	1	4	1	0	0	0	-	0
Killefer, B.	LI	TCBA	.089	89	247	16	22	1	2	0	27	14	46	21	0	0	0	-	3
Ray, F.	LI	TCBA	.087	26	46	3	4	0	0	0	4	4	6	6	0	0	0	-	1
Warhop, J.	LI	TCBA	.059	26	51	5	3	0	0	0	3	1	8	6	1	1	0	100.0	1
Miller, F.	LI	TCBA	.000	21	11	0	0	0	0	0	0	0	4	0	0	0	0	-	1
Good, R.	LI	TCBA	.000	4	1	0	0	0	0	0	0	0	0	0	0	0	0	-	0
Atkins, T.	WA	TCBA	.000	10	1	0	0	0	0	0	0	0	0	0	0	0	0	-	0
Webb, L.	LI	TCBA	.000	25	1	0	0	0	0	0	0	0	0	0	0	0	0	-	0
Zmich, E.	LI	TCBA	.000	9	1	0	0	0	0	0	0	0	1	0	0	0	0	-	0
Parson, J.	LI	TCBA	-	34	0	0	0	0	0	0	0	0	0	0	0	0	0	-	0
Patton, H.	LI	TCBA	-	4	0	0	0	0	0	0	0	0	0	0	0	0	0	-	0
Long Island Islanders			.221	1858	5214	602	1152	192	70	24	1556	544	755	553	177	130	47	73.4	69

35 Players	Tm	Lg	AVG	OBP	SLG	OPS	ISO	SECA	TA	RCON	RC	RC/G	PA	IBB	HBP	SH	SF
Lange, F.	LI	TCBA	.390	.405	.610	1.015	.220	.244	1.040	4.5	10.1	9.4	46	0	0	4	0
Strunk, A.	LI	TCBA	.353	.382	.392	.774	.039	.118	.706	1.9	7.8	6.0	55	1	0	0	1
Carey, M.	LI	TCBA	.333	.500	.667	1.167	.333	.667	1.500	1.1	2.3	15.3	8	0	0	0	0
Wheat, Z.	LI	TCBA	.314	.386	.452	.838	.138	.268	.856	36.6	113.2	7.1	689	9	6	5	3
White, K.	LI	TCBA	.313	.492	.396	.888	.083	.417	1.091	5.6	11.8	8.8	68	0	1	3	0
Daubert, J.	LI	TCBA	.304	.368	.444	.811	.140	.263	.825	24.8	94.5	6.3	615	0	4	11	4
Hearn, B.	LI	TCBA	.300	.300	.300	.600	.000	.000	.429	-.4	.9	3.5	10	0	0	0	0
White, D.	SO	TCBA	.270	.372	.297	.669	.027	.189	.630	.2	4.8	4.5	45	0	0	2	0
Sweeney, B.	LI	TCBA	.267	.336	.358	.694	.091	.211	.661	3.1	49.1	4.6	425	2	3	5	5
Spade, B.	LI	TCBA	.250	.333	.250	.583	.000	.000	.500	-.3	.8	3.4	9	0	1	0	0
Moriarty, G.	LI	TCBA	.238	.287	.304	.590	.066	.167	.533	-12.8	39.8	3.1	471	2	1	10	4
Payne, F.	WA	TCBA	.231	.279	.356	.635	.125	.192	.549	-2.4	10.4	3.3	113	0	1	2	0
Kinsella, E.	LI	TCBA	.226	.385	.226	.610	.000	.258	.600	-.1	3.4	3.5	40	0	0	1	0
Killefer, R.	LI	TCBA	.217	.348	.270	.618	.053	.175	.596	-2.9	20.1	3.4	233	0	16	5	0
McEneaney, J.	LI	TCBA	.214	.263	.306	.568	.092	.158	.458	-19.8	32.4	2.5	457	2	1	0	3
Herzog, B.	LI	TCBA	.207	.316	.259	.576	.053	.192	.534	-8.1	24.1	2.9	316	1	10	6	1
Browne, G.	LI	TCBA	.206	.281	.261	.541	.055	.163	.474	-20.4	31.4	2.5	449	1	4	7	1
Coulson, B.	LI	TCBA	.185	.240	.326	.566	.141	.239	.539	-4.0	8.0	2.8	101	0	1	1	1
Hauser, A.	LI	TCBA	.173	.285	.212	.496	.039	.176	.460	-21.2	22.0	2.2	365	0	7	3	5
Gowdy, H.	LI	TCBA	.171	.281	.229	.510	.057	.257	.524	-15.4	24.3	2.4	363	0	1	0	0
Chouinard, F.	LI	TCBA	.159	.231	.255	.486	.096	.217	.434	-11.0	9.7	1.9	174	1	0	1	1
Moran, H.	LI	TCBA	.125	.308	.125	.433	.000	.235	.462	-15.4	11.9	1.7	254	0	8	1	0
Bliss, J.	LI	TCBA	.124	.201	.124	.325	.000	.099	.255	-15.6	3.8	1.0	135	0	0	1	1
Golden, R.	LI	TCBA	.117	.117	.167	.283	.050	.050	.189	-9.0	1.2	.6	62	0	0	2	0
Frill, J.	LI	TCBA	.105	.128	.105	.233	.000	.026	.147	-6.3	.7	.5	42	0	0	3	0
Killefer, B.	LI	TCBA	.089	.162	.109	.271	.020	.105	.219	-37.1	5.8	.7	281	0	2	3	8
Ray, F.	LI	TCBA	.087	.204	.087	.291	.000	.130	.256	-6.3	1.4	.8	57	0	1	3	1
Warhop, J.	LI	TCBA	.059	.186	.059	.245	.000	.137	.245	-7.7	1.2	.6	63	0	2	4	0
Miller, F.	LI	TCBA	.000	.000	.000	.000	.000	.000	.000	-2.8	-.0	-.0	11	0	0	0	0
Good, R.	LI	TCBA	.000	.500	.000	.500	.000	.000	1.000	.1	.1	3.5	2	0	1	0	0
Atkins, T.	WA	TCBA	.000	.000	.000	.000	.000	.000	.000	-.3	.0	.0	1	0	0	0	0
Webb, L.	LI	TCBA	.000	.000	.000	.000	.000	.000	.000	-.3	.0	.0	1	0	0	0	0
Zmich, E.	LI	TCBA	.000	.000	.000	.000	.000	.000	.000	-.3	.0	.0	1	0	0	0	0
Parson, J.	LI	TCBA	-	-	-	-	-	-	-	.0	-	-	0	0	0	0	0
Patton, H.	LI	TCBA	-	-	-	-	-	-	-	.0	-	-	0	0	0	0	0
Long Island Islanders			.221	.302	.298	.601	.077	.199	.553	-141.8	513.7	3.2	5962	19	71	83	39

BRADENTON, FL

BUCKEYES









1-Ad Brennan 2-Bill Collins 4-Tony Smith 5-Bunny Madden 6-Les Channel
7-Chick Lathers 8-Elmer Flick 8a-Jack Kading XFA-Doc Altizer

Bradenton Buckeyes Draft Picks

- 1-Rebel Oakes, CF
- 2-Kid Elberfeld, 3B
- 3-Nap LaJoie, 2B
- 4-Vin Campbell, LF
- 5-Heinie Zimmerman SS
- 6-Harry Davis, 1B
- 7-Cy Seymour, RF
- 8-Gabby Street, C
- 9-Orval Overall, P



Bradenton Buckeyes 1911 Opening Day Starting Lineup

10 Pitchers	Tm	Lg	W	L	PCT	SV	ERA	G	GS	CG	SHO	QS	IP	H	R	ER	HR	SO	BB
Coombs, J.	BR	TCBA	29	11	.725	0	1.53	47	43	22	8	31	340.1	198	93	58	0	219	108
Donovan, W.	BR	TCBA	13	10	.565	0	2.08	33	29	13	1	21	229.0	175	81	53	2	109	78
Knetzer, E.	BR	TCBA	7	7	.500	1	2.33	33	14	6	2	9	135.0	109	54	35	0	60	38
Wood, W.	BR	TCBA	0	0	-	14	2.63	16	0	0	0	0	13.2	18	5	4	0	6	5
Overall, O.	BR	TCBA	15	5	.750	1	2.78	30	20	9	3	13	158.2	108	54	49	2	102	53
Phillippe, D.	BR	TCBA	11	10	.524	2	3.03	37	16	4	1	10	133.2	125	57	45	2	44	15
Willis, V.	BR	TCBA	2	1	.667	1	3.07	37	3	0	0	1	96.2	97	37	33	1	38	33
Brennan, A.	BR	TCBA	2	6	.250	2	3.11	28	5	1	1	4	72.1	61	34	25	0	25	19
Camnitz, H.	BR	TCBA	9	13	.409	1	3.48	34	24	6	0	15	178.1	186	90	69	3	87	57
Criss, D.	BR	TCBA	1	2	.333	3	4.12	14	0	0	0	0	19.2	14	10	9	0	6	15
Bradenton Buckeyes			89	65	.578	25	2.48	309	154	61	16	104	1377.1	1091	515	380	10	696	421

10 Pitchers	Tm	Lg	SUP/9	R/9	ERA	BF/9	BR/9	H/9	BB/9	SO/9	HR/9	ERPT	OBA	BF	BR	IBB	HB	WP	BK
Coombs, J.	BR	TCBA	5.1	2.46	1.53	35.5	8.3	5.2	2.8	5.8	.00	62.5	.165	1341	315	1	10	7	0
Donovan, W.	BR	TCBA	3.6	3.18	2.08	37.3	10.1	6.9	3.0	4.3	.08	28.1	.207	948	258	1	6	2	0
Knetzer, E.	BR	TCBA	4.7	3.60	2.33	37.3	10.0	7.3	2.5	4.0	.00	12.8	.214	559	150	0	3	3	0
Wood, W.	BR	TCBA	.0	3.29	2.63	41.5	15.1	11.9	3.3	4.0	.00	.8	.310	63	23	0	0	0	0
Overall, O.	BR	TCBA	5.2	3.06	2.78	36.5	9.4	6.1	2.8	5.8	.11	7.2	.190	643	166	3	8	1	0
Phillippe, D.	BR	TCBA	3.2	3.84	3.03	36.5	9.3	8.4	.7	3.0	.13	2.3	.246	542	138	4	2	0	0
Willis, V.	BR	TCBA	.7	3.44	3.07	38.9	12.3	9.0	3.0	3.5	.09	1.2	.260	418	132	1	3	2	0
Brennan, A.	BR	TCBA	1.6	4.23	3.11	37.3	10.0	7.6	2.1	3.1	.00	.6	.227	300	80	2	2	0	0
Camnitz, H.	BR	TCBA	4.0	4.54	3.48	39.1	12.6	9.4	2.7	4.4	.15	-5.9	.268	775	250	3	10	1	3
Criss, D.	BR	TCBA	.0	4.58	4.12	41.2	14.2	6.4	6.9	2.7	.00	-2.0	.209	90	31	0	2	0	0
Bradenton Buckeyes			3.9	3.37	2.48	37.1	10.1	7.1	2.7	4.5	.07	107.5	.214	5679	1543	15	46	16	3

28 Players	Tm	Lg	AVG	G	AB	R	H	2B	3B	HR	TB	RBI	SO	BB	ASB	SB	CS	SBP	GDP
Altizer, D.	BR	TCBA	.750	6	8	1	6	0	0	0	6	3	0	2	0	0	0	-	0
Madden, B.	BR	TCBA	.541	37	37	3	20	6	0	0	26	17	1	5	0	0	0	-	2
Lajoie, N.	BR	TCBA	.397	154	615	100	244	62	6	0	318	97	54	68	46	32	14	69.6	8
Channell, L.	BR	TCBA	.368	24	19	2	7	0	0	0	7	8	1	2	3	3	0	100.0	0
Kading, J.	BR	TCBA	.364	19	22	5	8	1	2	0	13	5	3	4	0	0	0	-	0
Campbell, V.	BR	TCBA	.303	109	297	55	90	7	5	5	122	60	17	27	21	18	3	85.7	6
Collins, B.	BR	TCBA	.275	147	462	58	127	5	3	1	141	52	28	46	56	44	12	78.6	10
Zimmerman, H.	BR	TCBA	.262	101	351	52	92	14	4	4	126	54	36	17	9	6	3	66.7	5
Archer, J.	BR	TCBA	.259	87	232	26	60	10	5	0	80	37	36	20	7	4	3	57.1	3
Wood, W.	BR	TCBA	.256	108	309	31	79	15	5	2	110	39	49	17	0	0	0	-	11
Overall, O.	BR	TCBA	.255	30	51	6	13	0	0	0	13	6	5	7	0	0	0	-	3
Davis, H.	BR	TCBA	.243	137	473	77	115	21	3	0	142	45	67	61	21	14	7	66.7	6
Coombs, J.	BR	TCBA	.242	48	128	14	31	4	0	0	35	14	26	7	5	3	2	60.0	1
Oakes, R.	BR	TCBA	.241	134	477	60	115	11	6	0	138	55	43	47	16	13	3	81.3	7
Miller, W.	BR	TCBA	.236	71	140	27	33	5	1	0	40	6	11	22	23	11	12	47.8	3
Seymour, C.	BR	TCBA	.236	107	276	33	65	8	4	1	84	38	16	32	18	9	9	50.0	6
Elberfeld, K.	BR	TCBA	.235	127	412	65	97	15	0	2	118	29	55	36	22	14	8	63.6	4
Flick, E.	BR	TCBA	.226	49	53	7	12	2	0	2	20	12	8	11	0	0	0	-	0
Lathers, C.	BR	TCBA	.224	55	67	9	15	2	0	0	17	9	7	2	0	0	0	-	0
Criss, D.	BR	TCBA	.194	51	62	8	12	3	0	0	15	3	7	6	1	1	0	100.0	3
Smith, T.	BR	TCBA	.178	105	191	21	34	8	1	0	44	14	30	33	5	4	1	80.0	3
Street, G.	BR	TCBA	.159	121	290	28	46	9	0	1	58	32	38	39	1	0	1	.0	7
Donovan, W.	BR	TCBA	.157	34	70	5	11	2	0	0	13	5	5	10	0	0	0	-	2
Phillippe, D.	BR	TCBA	.135	37	37	3	5	1	0	1	9	4	5	1	0	0	0	-	1
Willis, V.	BR	TCBA	.133	37	15	1	2	0	1	0	4	0	3	1	0	0	0	-	0
Brennan, A.	BR	TCBA	.120	30	25	1	3	0	0	0	3	0	5	0	0	0	0	-	1
Camnitz, H.	BR	TCBA	.091	35	55	5	5	0	0	1	8	7	16	4	0	0	0	-	0
Knetzer, E.	BR	TCBA	.081	33	37	4	3	0	0	0	3	1	15	6	0	0	0	-	0
Bradenton Buckeyes			.259	2033	5211	707	1350	211	46	20	1713	652	587	533	254	176	78	69.3	92

28 Players	Tm	Lg	AVG	OBP	SLG	OPS	ISO	SECA	TA	RCON	RC	RC/G	PA	IBB	HBP	SH	SF
Altizer, D.	BR	TCBA	.750	.800	.750	1.550	.000	.250	4.000	2.9	5.2	70.4	10	0	0	0	0
Madden, B.	BR	TCBA	.541	.581	.703	1.284	.162	.297	1.632	8.6	14.6	19.7	44	2	0	0	1
Lajoie, N.	BR	TCBA	.397	.458	.517	.975	.120	.260	1.079	69.5	150.1	10.2	695	18	6	0	6
Channell, L.	BR	TCBA	.368	.409	.368	.778	.000	.263	1.000	1.8	3.8	7.9	23	1	0	0	1
Kading, J.	BR	TCBA	.364	.462	.591	1.052	.227	.409	1.214	3.0	6.5	12.5	26	0	0	0	0
Campbell, V.	BR	TCBA	.303	.356	.411	.767	.108	.249	.787	13.0	47.4	5.6	339	3	3	2	10
Collins, B.	BR	TCBA	.275	.358	.305	.663	.030	.199	.697	6.1	58.7	4.2	544	3	18	10	8
Zimmerman, H.	BR	TCBA	.262	.296	.359	.655	.097	.154	.566	-5.4	37.5	3.7	377	1	2	2	5
Archer, J.	BR	TCBA	.259	.322	.345	.666	.086	.177	.596	-2.5	26.3	3.9	257	1	2	2	1
Wood, W.	BR	TCBA	.256	.296	.356	.652	.100	.155	.531	-5.4	30.2	3.4	329	1	1	1	1
Overall, O.	BR	TCBA	.255	.387	.255	.642	.000	.137	.585	.1	5.5	3.5	64	0	4	2	0
Davis, H.	BR	TCBA	.243	.344	.300	.644	.057	.201	.623	-3.0	55.1	3.9	559	2	14	7	4
Coombs, J.	BR	TCBA	.242	.277	.273	.551	.031	.094	.450	-6.6	10.4	2.6	143	0	0	6	2
Oakes, R.	BR	TCBA	.241	.309	.289	.599	.048	.168	.538	-12.2	46.2	3.3	534	5	2	3	4
Miller, W.	BR	TCBA	.236	.341	.286	.627	.050	.200	.607	-5.6	13.3	2.8	168	0	1	4	1
Seymour, C.	BR	TCBA	.236	.317	.304	.622	.069	.185	.566	-8.1	27.0	3.1	319	2	3	4	4
Elberfeld, K.	BR	TCBA	.235	.310	.286	.597	.051	.153	.544	-12.6	40.2	3.2	474	0	10	13	3
Flick, E.	BR	TCBA	.226	.364	.377	.741	.151	.358	.780	1.8	8.5	5.3	67	2	1	1	1
Lathers, C.	BR	TCBA	.224	.257	.254	.511	.030	.060	.385	-4.4	4.7	2.4	72	0	1	2	0
Criss, D.	BR	TCBA	.194	.265	.242	.507	.048	.161	.415	-3.7	3.8	1.9	69	0	0	1	0
Smith, T.	BR	TCBA	.178	.304	.230	.535	.052	.241	.522	-7.8	16.7	2.6	237	2	3	6	3
Street, G.	BR	TCBA	.159	.261	.200	.461	.041	.172	.389	-23.2	16.7	1.7	337	0	1	7	0
Donovan, W.	BR	TCBA	.157	.259	.186	.445	.029	.171	.377	-5.7	4.1	1.7	86	0	0	5	1
Phillippe, D.	BR	TCBA	.135	.158	.243	.401	.108	.135	.303	-4.1	1.4	1.0	44	0	0	6	0
Willis, V.	BR	TCBA	.133	.188	.267	.454	.133	.200	.385	-1.4	.8	1.6	17	0	0	1	0
Brennan, A.	BR	TCBA	.120	.120	.120	.240	.000	.000	.130	-4.1	.2	.3	25	0	0	0	0
Camnitz, H.	BR	TCBA	.091	.150	.145	.295	.055	.127	.240	-7.9	1.7	.8	65	0	0	5	1
Knetzer, E.	BR	TCBA	.081	.209	.081	.290	.000	.162	.265	-5.1	1.4	1.0	49	0	0	6	0
Bradenton Buckeyes			.259	.333	.329	.662	.070	.191	.619	-22.3	607.1	3.9	5973	43	72	96	57





MALLARDS

Mexicali Mallards Draft Picks



1-Ray Caldwell 2-Bert Daniels 3-Hub Northern
4-Charlie French 5-Bud Sharpe 6-Hub Pernoll
7-Sailor Stroud 8-Art Kruger XFA-Bill Bergen

- 1-Clyde Milan, LF
- 2-Jack Knight, 3B
- 3-Jack Lelivelt, RF
- 4-Jack Barry, SS
- 5-Patsy Dougherty, CF
- 6-Lee Tannehill, 3B
- 7-Bud Sharpe, 1B
- 8-Jeff Sweeney, C
- 9-Babe Adams, P



Starting Lineup 1911 Opening Day for the Mexicali Mallards

12 Pitchers	Tm	Lg	W	L	PCT	SV	ERA	G	GS	CG	SHO	QS	IP	H	R	ER	HR	SO	BB
Bergen, B.	ME	TCBA	0	0	-	0	.00	1	0	0	0	0	1.0	1	0	0	0	0	0
McIntire, H.	ME	TCBA	14	8	.636	3	1.70	33	24	13	3	17	201.0	162	61	38	3	94	41
Suggs, G.	ME	TCBA	20	11	.645	3	2.00	40	32	16	4	25	265.2	204	79	59	2	85	69
Adams, B.	ME	TCBA	21	13	.618	0	2.09	38	34	19	1	24	267.1	183	96	62	4	126	60
Pernoll, H.	ME	TCBA	5	2	.714	3	2.38	41	0	0	0	0	56.2	50	19	15	1	26	26
Scott, J.	ME	TCBA	10	14	.417	6	3.14	38	28	7	1	11	215.0	216	119	75	3	120	81
Tannehill, L.	ME	TCBA	0	0	-	0	3.38	3	0	0	0	0	2.2	3	1	1	0	2	0
Stroud, S.	ME	TCBA	3	4	.429	0	3.94	35	9	3	0	2	107.1	111	60	47	3	54	40
Steele, E.	ME	TCBA	0	4	.000	3	4.30	11	3	1	0	1	29.1	28	15	14	1	10	9
Moren, L.	ME	TCBA	11	11	.500	1	4.55	31	20	5	1	7	156.1	184	95	79	2	50	64
Caldwell, R.	ME	TCBA	1	2	.333	0	6.07	32	4	0	0	1	69.2	86	56	47	1	58	51
Keefer, A.	ME	TCBA	0	0	-	0	11.74	5	0	0	0	0	7.2	13	10	10	0	5	5
Mexicali Mallards			85	69	.552	19	2.92	308	154	64	10	88	1379.2	1241	611	447	20	630	446

12 Pitchers	Tm	Lg	SUP/9	R/9	ERA	BF/9	BR/9	H/9	BB/9	SO/9	HR/9	ERPT	OBA	BF	BR	IBB	HB	WP	BK
Bergen, B.	ME	TCBA	.0	.00	.00	36.0	9.0	9.0	.0	.0	.00	.4	.250	4	1	0	0	0	0
McIntire, H.	ME	TCBA	3.3	2.73	1.70	36.7	9.3	7.3	1.7	4.2	.13	33.1	.217	819	208	3	8	2	0
Suggs, G.	ME	TCBA	4.8	2.68	2.00	36.8	9.3	6.9	2.1	2.9	.07	35.0	.209	1085	275	8	10	2	1
Adams, B.	ME	TCBA	3.9	3.23	2.09	36.3	8.7	6.2	2.0	4.2	.13	32.6	.188	1078	257	2	16	3	0
Pernoll, H.	ME	TCBA	.0	3.02	2.38	37.8	11.0	7.9	2.7	4.1	.16	5.1	.248	238	69	9	2	1	0
Scott, J.	ME	TCBA	3.7	4.98	3.14	40.0	12.5	9.0	3.3	5.0	.13	1.1	.260	956	298	3	4	4	0
Tannehill, L.	ME	TCBA	.0	3.38	3.38	37.1	10.1	10.1	.0	6.8	.00	-.1	.273	11	3	0	0	0	1
Stroud, S.	ME	TCBA	2.3	5.03	3.94	40.6	12.9	9.3	3.2	4.5	.25	-9.0	.259	484	154	2	5	5	0
Steele, E.	ME	TCBA	.9	4.60	4.30	38.0	11.4	8.6	2.8	3.1	.31	-3.6	.255	124	37	0	0	0	0
Moren, L.	ME	TCBA	4.0	5.47	4.55	41.6	14.6	10.6	3.5	2.9	.12	-23.7	.290	722	254	3	9	5	0
Caldwell, R.	ME	TCBA	1.6	7.23	6.07	45.2	18.3	11.1	6.5	7.5	.13	-22.3	.304	350	142	1	6	0	0
Keefer, A.	ME	TCBA	.0	11.74	11.74	49.3	21.1	15.3	5.9	5.9	.00	-7.3	.351	42	18	0	0	0	0
Mexicali Mallards			3.5	3.99	2.92	38.6	11.2	8.1	2.7	4.1	.13	41.4	.237	5913	1716	31	60	22	2

27 Players	Tm	Lg	AVG	G	AB	R	H	2B	3B	HR	TB	RBI	SO	BB	ASB	SB	CS	SBP	GDP
Chance, F.	ME	TCBA	.354	95	288	49	102	16	9	0	136	44	21	30	38	31	7	81.6	5
Daniels, B.	ME	TCBA	.305	91	295	58	90	12	9	0	120	35	25	32	48	37	11	77.1	2
Schmidt, B.	ME	TCBA	.271	76	188	23	51	9	11	0	82	14	22	8	4	3	1	75.0	2
Milan, C.	ME	TCBA	.270	142	534	99	144	20	4	0	172	40	49	63	62	48	14	77.4	7
Knight, J.	ME	TCBA	.266	124	414	63	110	29	2	2	149	65	35	44	31	25	6	80.6	7
Barry, J.	ME	TCBA	.251	142	505	75	127	18	4	1	156	74	47	53	26	18	8	69.2	6
Sweeney, J.	ME	TCBA	.241	97	266	42	64	5	5	0	79	22	34	24	9	8	1	88.9	6
Keefer, A.	ME	TCBA	.240	147	499	36	120	27	5	7	178	68	105	42	0	0	0	-	13
Dougherty, P.	ME	TCBA	.230	125	431	52	99	5	0	0	104	54	61	39	30	22	8	73.3	7
Lelivelt, J.	ME	TCBA	.229	122	349	38	80	11	5	0	101	52	42	41	23	16	7	69.6	2
Sharpe, B.	ME	TCBA	.215	93	317	27	68	10	0	0	78	32	22	16	0	0	0	-	7
McIntire, H.	ME	TCBA	.208	33	72	4	15	1	0	0	16	10	15	2	0	0	0	-	1
Adams, B.	ME	TCBA	.205	38	83	8	17	4	0	0	21	6	22	8	0	0	0	-	1
French, C.	ME	TCBA	.185	67	54	9	10	1	0	0	11	3	5	3	2	2	0	100.0	2
Tannehill, L.	ME	TCBA	.184	94	239	12	44	10	0	0	54	20	33	13	0	0	0	-	4
Northen, H.	ME	TCBA	.184	38	49	7	9	0	0	0	9	2	4	4	1	1	0	100.0	2
Suggs, G.	ME	TCBA	.182	40	77	12	14	1	1	0	17	5	17	15	0	0	0	-	0
Kruger, A.	ME	TCBA	.171	72	146	16	25	5	0	0	30	13	21	7	5	4	1	80.0	2
Shafer, T.	ME	TCBA	.155	64	129	14	20	10	0	0	30	12	35	2	0	0	0	-	2
Moren, L.	ME	TCBA	.140	31	50	5	7	0	1	0	9	5	20	3	0	0	0	-	0
Bergen, B.	ME	TCBA	.134	67	119	6	16	0	0	0	16	5	16	2	0	0	0	-	5
Caldwell, R.	ME	TCBA	.118	32	17	1	2	0	0	0	2	1	1	0	0	0	0	-	0
Scott, J.	ME	TCBA	.085	38	59	4	5	1	0	0	6	4	10	7	0	0	0	-	1
Stroud, S.	ME	TCBA	.000	35	26	0	0	0	0	0	0	1	7	1	0	0	0	-	1
Steele, E.	ME	TCBA	.000	11	4	0	0	0	0	0	0	0	2	1	0	0	0	-	0
Pernoll, H.	ME	TCBA	.000	41	4	0	0	0	0	0	0	0	1	0	0	0	0	-	0
Smith, H.	ME	TCBA	.000	2	4	1	0	0	0	0	0	0	2	0	0	0	0	-	0
Mexicali Mallards			.237	1957	5218	661	1239	195	56	10	1576	587	674	460	279	215	64	77.1	85

27 Players	Tm	Lg	AVG	OBP	SLG	OPS	ISO	SECA	TA	RCON	RC	RC/G	PA	IBB	HBP	SH	SF
Chance, F.	ME	TCBA	.354	.438	.472	.911	.118	.306	1.066	30.5	66.0	8.8	336	1	14	3	1
Daniels, B.	ME	TCBA	.305	.396	.407	.803	.102	.298	.927	18.6	54.2	6.6	345	1	13	4	1
Schmidt, B.	ME	TCBA	.271	.305	.436	.741	.165	.218	.671	1.7	24.7	4.8	197	2	1	0	0
Milan, C.	ME	TCBA	.270	.363	.322	.685	.052	.234	.727	9.8	71.6	4.7	616	3	16	1	2
Knight, J.	ME	TCBA	.266	.332	.360	.692	.094	.246	.694	6.5	54.2	4.5	471	5	2	1	10
Barry, J.	ME	TCBA	.251	.319	.309	.628	.057	.182	.584	-8.0	54.9	3.6	581	2	2	10	10
Sweeney, J.	ME	TCBA	.241	.319	.297	.616	.056	.173	.565	-4.5	27.4	3.4	303	0	7	5	1
Keefer, A.	ME	TCBA	.240	.303	.357	.659	.116	.200	.569	-6.1	53.1	3.6	549	2	3	4	1
Dougherty, P.	ME	TCBA	.230	.297	.241	.539	.012	.135	.484	-20.1	33.7	2.6	475	1	3	1	1
Lelivelt, J.	ME	TCBA	.229	.311	.289	.601	.060	.203	.576	-9.1	35.5	3.3	400	1	2	5	3
Sharpe, B.	ME	TCBA	.215	.256	.246	.502	.032	.082	.375	-21.6	19.5	2.0	338	3	2	2	1
McIntire, H.	ME	TCBA	.208	.230	.222	.452	.014	.042	.310	-6.3	3.8	1.7	77	0	0	3	0
Adams, B.	ME	TCBA	.205	.272	.253	.525	.048	.145	.433	-4.7	6.7	2.4	101	0	0	9	1
French, C.	ME	TCBA	.185	.241	.204	.445	.019	.111	.370	-4.1	2.8	1.6	59	0	1	1	0
Tannehill, L.	ME	TCBA	.184	.226	.226	.452	.042	.096	.342	-20.5	12.8	1.7	262	0	1	5	4
Northen, H.	ME	TCBA	.184	.245	.184	.429	.000	.102	.333	-4.2	2.2	1.4	53	0	0	0	0
Suggs, G.	ME	TCBA	.182	.315	.221	.536	.039	.234	.508	-3.5	7.4	2.7	102	0	0	10	0
Kruger, A.	ME	TCBA	.171	.234	.205	.440	.034	.103	.371	-12.5	7.7	1.7	160	0	5	2	0
Shafer, T.	ME	TCBA	.155	.167	.233	.399	.078	.093	.288	-14.0	4.7	1.1	133	0	0	1	1
Moren, L.	ME	TCBA	.140	.185	.180	.365	.040	.100	.279	-6.0	2.1	1.2	57	0	0	3	1
Bergen, B.	ME	TCBA	.134	.161	.134	.296	.000	.017	.185	-17.1	2.1	.5	124	0	2	0	1
Caldwell, R.	ME	TCBA	.118	.118	.118	.235	.000	.000	.133	-2.8	.2	.4	17	0	0	0	0
Scott, J.	ME	TCBA	.085	.176	.102	.278	.017	.136	.236	-8.6	1.8	.8	75	0	0	7	2
Stroud, S.	ME	TCBA	.000	.036	.000	.036	.000	.038	.037	-6.2	.0	.0	30	0	0	2	1
Steele, E.	ME	TCBA	.000	.200	.000	.200	.000	.250	.250	-.7	.2	.8	7	0	0	2	0
Pernoll, H.	ME	TCBA	.000	.000	.000	.000	.000	.000	.000	-1.0	.0	.0	4	0	0	0	0
Smith, H.	ME	TCBA	.000	.000	.000	.000	.000	.000	.000	-1.0	.0	.0	4	0	0	0	0
Mexicali Mallards			.237	.306	.302	.608	.065	.182	.563	-115.4	521.1	3.3	5876	21	74	81	42




CLEVELAND NAPS



Cleveland Naps Draft Picks

1-Shano Collins 2-Jim Doyle 3-Eddie Abbaticchio 5-Rube Kroh

**1911 Opening Day
Starting Lineup
CLEVELAND NAPS**



- 1-Eddie Collins, 2B**
- 2-Bob Bescher, CF**
- 3-Tommy Clarke, C**
- 4-Rube Oldring, RF**
- 5-Roy Hobbs, 1B**
- 6-Harry Steinfeldt, 3B**
- 7-Shano Collins, LF**
- 8-Ed Abbaticchio, SS**
- 9-Christy Mathewson, P**



11 Pitchers	Tm	Lg	W	L	PCT	SV	ERA	G	GS	CG	SHO	QS	IP	H	R	ER	HR	SO	BB
Pfiester, J.	CL	TCBA	8	4	.667	0	2.26	14	13	8	1	9	115.2	90	33	29	2	33	31
Mathewson, C.	CL	TCBA	22	16	.579	0	2.28	41	40	29	2	26	350.2	268	122	89	4	213	92
Vaughn, H.	CL	TCBA	14	12	.538	1	2.61	34	27	18	2	15	245.0	193	92	71	4	106	67
Kroh, R.	CL	TCBA	1	2	.333	0	3.16	16	2	2	0	0	31.1	40	17	11	0	20	11
Gray, D.	CL	TCBA	14	14	.500	0	3.33	32	30	15	4	13	230.0	231	116	85	2	81	73
Otey, B.	CL	TCBA	4	3	.571	1	3.97	24	3	1	1	2	56.2	76	31	25	3	22	14
Hughes, T.	CL	TCBA	8	11	.421	1	4.27	24	20	8	2	6	135.0	167	86	64	1	70	40
Foxen, B.	CL	TCBA	0	6	.000	7	4.43	27	7	2	0	2	85.1	86	60	42	2	46	56
Coveleski, H.	CL	TCBA	3	10	.231	0	5.27	24	11	3	0	2	94.0	122	69	55	0	76	39
Hobbs, R.	CL	TCBA	1	1	.500	0	6.56	11	1	1	0	0	35.2	62	39	26	0	12	17
McElveen, P.	CL	TCBA	0	0	-	0	6.75	1	0	0	0	0	4.0	7	3	3	0	1	1
Cleveland Naps			75	79	.487	10	3.25	248	154	87	12	75	1383.1	1342	668	500	18	680	441

11 Pitchers	Tm	Lg	SUP/9	R/9	ERA	BF/9	BR/9	H/9	BB/9	SO/9	HR/9	ERPT	OBA	BF	BR	IBB	HB	WP	BK
Pfiester, J.	CL	TCBA	4.7	2.57	2.26	36.3	9.8	7.0	2.4	2.6	.16	11.9	.214	466	126	0	5	0	0
Mathewson, C.	CL	TCBA	4.5	3.13	2.28	36.8	9.4	6.9	2.3	5.5	.10	35.1	.208	1432	368	3	11	12	0
Vaughn, H.	CL	TCBA	3.8	3.38	2.61	37.0	10.0	7.1	2.5	3.9	.15	15.7	.213	1006	271	0	11	2	0
Kroh, R.	CL	TCBA	1.4	4.88	3.16	41.1	14.9	11.5	3.2	5.7	.00	.1	.310	143	52	0	1	0	0
Gray, D.	CL	TCBA	4.4	4.54	3.33	39.2	12.2	9.0	2.8	3.2	.08	-3.6	.258	1003	313	1	10	6	2
Otey, B.	CL	TCBA	1.4	4.92	3.97	41.0	14.9	12.1	2.1	3.5	.48	-4.9	.329	258	94	1	5	1	0
Hughes, T.	CL	TCBA	4.4	5.73	4.27	40.9	14.3	11.1	2.7	4.7	.07	-16.2	.303	613	215	0	8	4	0
Foxen, B.	CL	TCBA	1.6	6.33	4.43	41.8	15.1	9.1	5.9	4.9	.21	-11.8	.268	396	143	0	1	1	0
Coveleski, H.	CL	TCBA	2.6	6.61	5.27	42.9	16.0	11.7	3.7	7.3	.00	-21.7	.310	448	167	0	6	3	0
Hobbs, R.	CL	TCBA	1.8	9.84	6.56	47.2	20.7	15.6	4.3	3.0	.00	-13.4	.373	187	82	0	3	0	0
McElveen, P.	CL	TCBA	.0	6.75	6.75	45.0	18.0	15.8	2.3	2.3	.00	-1.6	.368	20	8	0	0	0	0
Cleveland Naps			3.8	4.35	3.25	38.9	12.0	8.7	2.8	4.4	.12	-10.3	.252	5972	1839	5	61	29	2

23 Players	Tm	Lg	AVG	G	AB	R	H	2B	3B	HR	TB	RBI	SO	BB	ASB	SB	CS	SBP	GDP
Gray, D.	CL	TCBA	.304	32	79	10	24	4	0	0	28	13	11	5	0	0	0	-	4
Bridwell, A.	CL	TCBA	.299	138	472	76	141	21	14	0	190	72	27	97	22	17	5	77.3	6
Collins, E.	CL	TCBA	.287	153	623	108	179	11	12	3	223	43	70	58	108	83	25	76.9	4
Oldring, R.	CL	TCBA	.284	129	507	77	144	26	11	4	204	84	48	34	20	17	3	85.0	6
Foxen, B.	CL	TCBA	.273	27	22	1	6	0	0	0	6	2	7	2	0	0	0	-	2
Graham, P.	CL	TCBA	.269	94	301	42	81	11	2	0	96	44	22	43	5	4	1	80.0	8
Clarke, T.	CL	TCBA	.264	52	140	17	37	8	8	0	61	21	12	20	0	0	0	-	0
Bescher, B.	CL	TCBA	.254	153	622	94	158	17	11	7	218	70	66	72	94	72	22	76.6	5
Steinfeldt, H.	CL	TCBA	.245	130	424	39	104	17	0	1	124	54	35	46	12	10	2	83.3	5
Abbatichio, E.	CL	TCBA	.236	45	89	7	21	1	1	0	24	7	5	6	0	0	0	-	0
Hemphill, C.	CL	TCBA	.232	107	366	50	85	10	6	0	107	37	47	47	23	18	5	78.3	7
Mathewson, C.	CL	TCBA	.216	41	125	19	27	4	1	2	39	8	15	14	2	2	0	100.0	2
Collins, S.	CL	TCBA	.215	66	172	20	37	6	5	3	62	22	16	15	0	0	0	-	2
Doyle, J.	CL	TCBA	.206	29	63	3	13	11	0	0	24	7	7	0	0	0	0	-	1
Hobbs, R.	CL	TCBA	.197	148	558	48	110	13	2	9	154	60	115	29	0	0	0	-	16
Otey, B.	CL	TCBA	.188	24	16	0	3	1	1	0	6	2	3	0	0	0	0	-	0
Vaughn, H.	CL	TCBA	.179	34	78	8	14	2	0	0	16	4	12	8	1	1	0	100.0	1
Schlei, A.	CL	TCBA	.174	63	138	13	24	3	1	0	29	10	22	16	2	1	1	50.0	3
Pfiester, J.	CL	TCBA	.167	14	42	5	7	0	0	0	7	1	8	3	0	0	0	-	0
McElveen, P.	CL	TCBA	.153	110	339	21	52	10	5	1	75	34	86	34	2	1	1	50.0	3
Hughes, T.	CL	TCBA	.125	24	48	4	6	0	1	0	8	2	11	2	0	0	0	-	0
Kroh, R.	CL	TCBA	.125	16	8	0	1	0	0	0	1	0	3	0	0	0	0	-	0
Coveleski, H.	CL	TCBA	.103	24	29	1	3	3	0	0	6	3	6	0	0	0	0	-	2
Cleveland Naps			.243	1653	5261	663	1277	179	81	30	1708	600	654	551	291	226	65	77.7	77


			AVG	OBP	SLG	OPS	ISO	SECA	TA	RCON	RC	RC/G	PA	IBB	HBP	SH	SF
Cleveland Naps			.243	.319	.325	.643	.082	.217	.616	-44.4	594.7	3.8	6010	24	58	88	47
23 Players	Tm	Lg	AVG	OBP	SLG	OPS	ISO	SECA	TA	RCON	RC	RC/G	PA	IBB	HBP	SH	SF
Gray, D.	CL	TCBA	.304	.349	.354	.703	.051	.114	.576	.6	9.4	3.8	92	0	1	6	1
Bridwell, A.	CL	TCBA	.299	.424	.403	.827	.104	.335	.912	33.8	92.6	7.0	593	3	8	13	3
Collins, E.	CL	TCBA	.287	.350	.358	.708	.071	.257	.776	14.7	87.1	4.9	693	2	3	7	2
Oldring, R.	CL	TCBA	.284	.329	.402	.731	.118	.213	.696	10.1	70.6	5.0	556	6	4	3	8
Foxen, B.	CL	TCBA	.273	.333	.273	.606	.000	.091	.444	-6	1.7	2.4	25	0	0	1	0
Graham, P.	CL	TCBA	.269	.358	.319	.677	.050	.203	.633	2.6	37.7	4.3	356	1	2	4	6
Clarke, T.	CL	TCBA	.264	.377	.436	.813	.171	.314	.845	7.0	25.8	6.6	168	0	6	1	1
Bescher, B.	CL	TCBA	.254	.332	.350	.683	.096	.293	.745	8.7	81.5	4.4	707	6	4	2	6
Steinfeldt, H.	CL	TCBA	.245	.336	.292	.628	.047	.175	.599	-3.2	49.1	3.8	510	0	16	15	8
Abbatichio, E.	CL	TCBA	.236	.284	.270	.554	.034	.101	.441	-4.5	7.3	2.8	97	1	0	2	0
Hemphill, C.	CL	TCBA	.232	.317	.292	.609	.060	.224	.590	-6.2	38.4	3.4	429	1	1	8	6
Mathewson, C.	CL	TCBA	.216	.305	.312	.617	.096	.224	.570	-2.4	12.9	3.5	142	0	2	1	0
Collins, S.	CL	TCBA	.215	.286	.360	.646	.145	.233	.577	-3.5	18.4	3.6	192	0	2	3	0
Doyle, J.	CL	TCBA	.206	.203	.381	.584	.175	.175	.471	-2.8	4.6	2.4	66	0	0	1	1
Hobbs, R.	CL	TCBA	.197	.237	.276	.513	.079	.131	.397	-37.5	34.3	2.0	594	2	1	2	3
Otey, B.	CL	TCBA	.188	.188	.375	.563	.188	.188	.462	-1.0	1.2	2.2	17	0	0	1	0
Vaughn, H.	CL	TCBA	.179	.253	.205	.458	.026	.141	.385	-5.9	5.0	1.9	93	0	0	6	1
Schlei, A.	CL	TCBA	.174	.278	.210	.489	.036	.152	.424	-9.6	8.7	2.0	158	1	4	0	0
Pfiester, J.	CL	TCBA	.167	.222	.167	.389	.000	.071	.286	-4.5	1.8	1.4	46	0	0	1	0
McElveen, P.	CL	TCBA	.153	.232	.221	.453	.068	.168	.381	-29.4	19.2	1.7	382	1	1	7	1
Hughes, T.	CL	TCBA	.125	.192	.167	.359	.042	.083	.286	-5.9	1.9	1.2	55	0	2	3	0
Kroh, R.	CL	TCBA	.125	.222	.125	.347	.000	.000	.286	-1.0	.3	1.1	9	0	1	0	0
Coveleski, H.	CL	TCBA	.103	.103	.207	.310	.103	.103	.214	-4.1	.2	.2	30	0	0	1	0
Cleveland Naps			.243	.319	.325	.643	.082	.217	.616	-44.4	594.7	3.8	6010	24	58	88	47



Welcome To
Bergen County

BARFLIES

1-Duffy Lewis
1a-Lefty Tyler
2-George Chalmers
3-Rube Geyer
4-Alex McCarthy
5-Ben Houser
6-Lena Blackburne
7-Sandy Burk
8-Chief Chouneau
XFA-Art Loudell, Dutch Zwilling,
John Raleigh, Tully Sparks,
Walt Slagle, Roy Thomas,
Red Kelly, Clark Griffith




Bergen Barflies Draft Picks

Bergen County, New Jersey


1-George Stone, CF
2-Dutch Zwilling, LF
3-Larry Gardner, 2B
4-Duffy Lewis, RF
5-Lefty Meade, 3B
6-Frank Roth, C
7-Neal Ball, SS
8-Ben Houser, 1B
9-Hooks Wiltse, P



Zwilling, Chicago Americans




STONE, ST. LOUIS-AMER.



LEWIS-BOSTON-AMER.



GARDNER-BOSTON-AMER.



HOUSER-BOSTON-NAT.



BALL, CLEVELAND



WILTSE, N. Y. NAT'L



ROTH, LOS ANGELES, P. C. L.



Bergen Barflies 1911
Opening Day Lineup



16 Pitchers	Tm	Lg	W	L	PCT	SV	ERA	G	GS	CG	SHO	QS	IP	H	R	ER	HR	SO	BB
Griffith, C.	BE	TCBA	0	0	-	0	.00	1	0	0	0	0	.2	1	0	0	0	0	0
Summers, E.	BE	TCBA	13	13	.500	0	3.43	39	30	11	3	13	225.2	204	109	86	12	49	79
Meade, L.	BE	TCBA	0	2	.000	0	3.52	7	2	0	0	0	23.0	28	11	9	0	7	4
Arellanes, F.	BE	TCBA	3	9	.250	1	4.28	35	12	2	0	6	113.2	125	73	54	1	37	37
Loudell, A.	BE	TCBA	4	16	.200	0	4.38	37	24	6	1	7	176.2	202	122	86	0	72	89
Wiltse, H.	SO	TCBA	0	0	-	0	4.50	1	1	0	0	0	8.0	9	4	4	0	5	1
Sparks, T.	BE	TCBA	3	8	.273	0	4.83	24	10	3	0	4	82.0	124	70	44	5	24	22
Steele, B.	BE	TCBA	3	10	.231	1	5.06	30	7	3	0	3	78.1	88	52	44	1	25	32
Burk, S.	BE	TCBA	2	9	.182	0	5.17	42	12	3	0	5	120.0	155	93	69	1	107	61
Chouneau, C.	BE	TCBA	6	18	.250	0	5.44	31	27	4	2	10	183.2	273	143	111	2	63	64
Chalmers, G.	BE	TCBA	5	17	.227	0	5.91	38	24	5	1	4	160.0	206	139	105	1	95	102
Raleigh, J.	BE	TCBA	1	7	.125	2	6.21	38	5	0	0	0	62.1	106	64	43	0	33	30
Barbeau, J.	BE	TCBA	0	0	-	1	6.35	3	0	0	0	0	5.2	6	5	4	1	0	5
Geyer, R.	BE	TCBA	0	0	-	1	6.61	35	0	0	0	0	49.0	82	52	36	2	30	30
Slagle, W.	BE	TCBA	0	3	.000	0	7.33	37	0	0	0	0	50.1	73	54	41	1	24	34
Tyler, L.	BE	TCBA	0	2	.000	2	11.32	11	0	0	0	0	10.1	15	16	13	2	12	13
Bergen Barflies			40	114	.260	8	5.00	409	154	37	7	52	1349.1	1697	1007	749	29	583	603

16 Pitchers	Tm	Lg	SUP/9	R/9	ERA	BF/9	BR/9	H/9	BB/9	SO/9	HR/9	ERPT	OBA	BF	BR	IBB	HB	WP	BK
Griffith, C.	BE	TCBA	.0	.00	.00	40.5	13.5	13.5	.0	.0	.00	.2	.333	3	1	0	0	0	0
Summers, E.	BE	TCBA	4.3	4.35	3.43	38.4	11.6	8.1	3.2	2.0	.48	-6.1	.239	962	291	0	8	1	0
Meade, L.	BE	TCBA	1.2	4.30	3.52	39.1	12.9	11.0	1.6	2.7	.00	-.9	.301	100	33	0	1	0	0
Arellanes, F.	BE	TCBA	1.6	5.78	4.28	40.5	12.7	9.9	2.7	2.9	.08	-13.8	.274	512	161	3	2	4	0
Loudell, A.	BE	TCBA	2.6	6.22	4.38	41.6	14.6	10.3	4.3	3.7	.00	-23.5	.287	817	287	4	0	6	0
Wiltse, H.	SO	TCBA	4.5	4.50	4.50	37.1	11.3	10.1	1.1	5.6	.00	-1.2	.310	33	10	0	0	0	0
Sparks, T.	BE	TCBA	2.6	7.68	4.83	43.6	16.5	13.6	2.4	2.6	.55	-15.0	.343	397	150	0	4	0	0
Steele, B.	BE	TCBA	3.1	5.97	5.06	40.9	14.1	10.1	3.4	2.9	.11	-16.3	.289	356	123	2	5	2	0
Burk, S.	BE	TCBA	2.1	6.97	5.17	42.9	16.4	11.6	4.5	8.0	.08	-26.5	.316	572	219	1	4	1	0
Chouneau, C.	BE	TCBA	3.7	7.01	5.44	43.0	16.4	13.4	3.0	3.1	.10	-46.0	.344	877	334	3	0	0	0
Chalmers, G.	BE	TCBA	3.5	7.82	5.91	44.7	17.6	11.6	5.6	5.3	.06	-48.4	.309	794	312	2	6	0	0
Raleigh, J.	BE	TCBA	1.0	9.24	6.21	46.8	19.3	15.3	3.5	4.8	.00	-20.9	.377	324	134	6	4	0	1
Barbeau, J.	BE	TCBA	.0	7.94	6.35	41.3	17.5	9.5	7.9	.0	1.59	-2.0	.286	26	11	0	0	0	0
Geyer, R.	BE	TCBA	.0	9.55	6.61	50.0	21.5	15.1	5.1	5.5	.37	-18.7	.353	272	117	2	7	1	1
Slagle, W.	BE	TCBA	.0	9.66	7.33	46.5	18.2	13.1	5.0	4.3	.18	-23.2	.332	260	102	6	1	0	0
Tyler, L.	BE	TCBA	.0	13.94	11.32	53.1	24.4	13.1	11.3	10.5	1.74	-9.3	.319	61	28	0	0	0	0
Bergen Barflies			2.7	6.72	5.00	42.5	15.4	11.3	3.8	3.9	.19	-271.4	.305	6366	2313	29	42	15	2

32 Players	Tm	Lg	AVG	G	AB	R	H	2B	3B	HR	TB	RBI	SO	BB	ASB	SB	CS	SBP	GDP
McCarthy, A.	BE	TCBA	.429	2	7	0	3	0	1	0	5	1	0	0	0	0	0	-	0
Wiltse, H.	SO	TCBA	.333	1	3	0	1	1	0	0	2	1	1	0	0	0	0	-	0
Chalmers, G.	BE	TCBA	.326	38	43	6	14	5	0	0	19	3	8	1	0	0	0	-	0
Summers, E.	BE	TCBA	.300	39	80	9	24	2	0	2	32	8	12	1	0	0	0	-	0
Hulswitt, R.	BE	TCBA	.298	66	151	21	45	12	3	0	63	17	12	8	3	2	1	66.7	1
Stone, G.	BE	TCBA	.269	142	566	84	152	25	17	0	211	57	59	56	30	22	8	73.3	8
Gardner, L.	BE	TCBA	.267	114	408	50	109	13	9	1	143	45	37	37	13	11	2	84.6	2
Lewis, D.	BE	TCBA	.267	142	551	70	147	24	8	7	208	75	53	42	16	11	5	68.8	8
Jacklitsch, F.	BE	TCBA	.259	152	518	41	134	29	0	0	163	49	75	50	1	0	1	.0	8
Roth, F.	BE	TCBA	.253	88	261	20	66	25	0	0	91	32	26	2	3	2	1	66.7	6
Chouneau, C.	BE	TCBA	.244	31	41	19	10	0	0	0	10	1	7	21	0	0	0	-	1
Jones, D.	BE	TCBA	.233	108	382	49	89	7	4	0	104	35	42	38	28	22	6	78.6	5
Barbeau, J.	BE	TCBA	.211	120	370	41	78	2	22	0	124	32	52	37	4	0	4	.0	4
Meade, L.	BE	TCBA	.209	146	565	43	118	22	4	4	160	60	116	27	2	0	2	.0	16
Thomas, R.	BE	TCBA	.208	73	101	10	21	0	6	0	33	7	3	8	3	1	2	33.3	2
Ball, N.	BE	TCBA	.185	121	378	33	70	10	2	0	84	25	47	37	5	5	0	100.0	5
Parent, F.	BE	TCBA	.172	15	29	1	5	0	0	0	5	3	4	4	0	0	0	-	1
Houser, B.	BE	TCBA	.171	118	293	26	50	9	7	0	73	20	50	24	1	0	1	.0	5
Burk, S.	BE	TCBA	.167	42	24	2	4	0	0	0	4	1	3	0	0	0	0	-	1
Demmitt, R.	BE	TCBA	.161	22	31	4	5	3	0	0	8	2	3	4	0	0	0	-	0
Arellanes, F.	BE	TCBA	.154	35	26	2	4	1	0	0	5	3	5	1	0	0	0	-	0
Steele, B.	BE	TCBA	.150	30	20	1	3	1	0	0	4	1	4	0	0	0	0	-	0
Blackburne, L.	BE	TCBA	.146	85	171	13	25	0	1	0	27	10	19	10	1	0	1	.0	7
Zwilling, D.	BE	TCBA	.145	73	131	10	19	5	0	0	24	2	26	10	0	0	0	-	4
Loudell, A.	BE	TCBA	.104	38	48	3	5	0	0	0	5	1	4	5	0	0	0	-	0
Sparks, T.	BE	TCBA	.043	24	23	0	1	0	0	0	1	0	8	0	0	0	0	-	0
Raleigh, J.	BE	TCBA	.000	38	5	0	0	0	0	0	0	0	0	0	0	0	0	-	0
Geyer, R.	BE	TCBA	.000	35	4	0	0	0	0	0	0	0	2	0	0	0	0	-	0
Slagle, W.	BE	TCBA	.000	37	4	0	0	0	0	0	0	0	3	0	0	0	0	-	0
Cooney, B.	BE	TCBA	.000	2	3	0	0	0	0	0	0	0	0	0	0	0	0	-	0
Tyler, L.	BE	TCBA	.000	11	1	0	0	0	0	0	0	0	0	1	0	0	0	-	0
Griffith, C.	BE	TCBA	-	1	0	0	0	0	0	0	0	0	0	0	0	0	0	-	0
Bergen Barflies			.229	1989	5238	558	1202	196	84	14	1608	491	681	424	110	76	34	69.1	84



32 Players	Tm	Lg	AVG	OBP	SLG	OPS	ISO	SECA	TA	RCON	RC	RC/G	PA	IBB	HBP	SH	SF
McCarthy, A.	BE	TCBA	.429	.429	.714	1.143	.286	.286	1.250	.9	2.1	14.5	7	0	0	0	0
Wiltse, H.	SO	TCBA	.333	.333	.667	1.000	.333	.333	1.000	.3	.7	9.0	3	0	0	0	0
Chalmers, G.	BE	TCBA	.326	.341	.442	.783	.116	.140	.690	1.2	6.7	5.1	51	0	0	7	0
Summers, E.	BE	TCBA	.300	.309	.400	.709	.100	.113	.589	-.1	10.1	4.5	85	0	0	4	0
Hulswitt, R.	BE	TCBA	.298	.342	.417	.759	.119	.179	.694	3.3	22.0	5.4	162	0	2	1	0
Stone, G.	BE	TCBA	.269	.334	.373	.707	.104	.228	.679	5.7	74.7	4.6	638	1	3	7	6
Gardner, L.	BE	TCBA	.267	.330	.350	.680	.083	.196	.640	1.1	51.8	4.5	454	0	3	2	4
Lewis, D.	BE	TCBA	.267	.319	.377	.697	.111	.198	.633	1.0	67.7	4.3	604	5	3	3	5
Jacklitsch, F.	BE	TCBA	.259	.323	.315	.638	.056	.151	.547	-7.9	55.8	3.7	587	1	2	11	6
Roth, F.	BE	TCBA	.253	.290	.349	.639	.096	.107	.530	-5.3	25.5	3.3	280	2	12	4	1
Chouneau, C.	BE	TCBA	.244	.635	.244	.879	.000	.512	1.688	11.4	13.4	11.3	85	0	23	0	0
Jones, D.	BE	TCBA	.233	.303	.272	.575	.039	.181	.546	-11.5	35.6	3.1	429	0	2	3	4
Barbeau, J.	BE	TCBA	.211	.285	.335	.621	.124	.214	.543	-13.7	36.2	3.2	419	0	2	9	1
Meade, L.	BE	TCBA	.209	.247	.283	.530	.074	.119	.409	-35.3	37.0	2.1	602	0	3	2	5
Thomas, R.	BE	TCBA	.208	.270	.327	.597	.119	.188	.512	-4.9	8.6	2.7	113	0	1	2	1
Ball, N.	BE	TCBA	.185	.260	.222	.482	.037	.148	.409	-25.9	24.3	2.1	421	1	2	2	2
Parent, F.	BE	TCBA	.172	.273	.172	.445	.000	.138	.360	-2.4	1.5	1.6	33	0	0	0	0
Houser, B.	BE	TCBA	.171	.236	.249	.485	.078	.157	.394	-23.1	17.5	1.9	323	0	1	5	0
Burk, S.	BE	TCBA	.167	.167	.167	.333	.000	.000	.190	-3.2	.6	.7	27	0	0	3	0
Demmitt, R.	BE	TCBA	.161	.297	.258	.555	.097	.226	.538	-1.2	2.8	3.0	37	0	2	0	0
Arellanes, F.	BE	TCBA	.154	.185	.192	.377	.038	.077	.273	-3.0	1.1	1.2	29	0	0	2	0
Steele, B.	BE	TCBA	.150	.150	.200	.350	.050	.050	.235	-2.5	.7	1.0	23	0	0	3	0
Blackburne, L.	BE	TCBA	.146	.200	.158	.358	.012	.064	.253	-21.1	5.0	.9	187	0	2	2	2
Zwilling, D.	BE	TCBA	.145	.211	.183	.394	.038	.115	.302	-13.9	5.0	1.2	144	0	1	2	0
Loudell, A.	BE	TCBA	.104	.189	.104	.293	.000	.104	.233	-6.8	1.3	.8	55	0	0	2	0
Sparks, T.	BE	TCBA	.043	.043	.043	.087	.000	.000	.045	-5.0	.1	.1	26	0	0	3	0
Raleigh, J.	BE	TCBA	.000	.000	.000	.000	.000	.000	.000	-1.3	.0	.0	7	0	0	2	0
Geyer, R.	BE	TCBA	.000	.000	.000	.000	.000	.000	.000	-1.0	.0	.0	4	0	0	0	0
Slagle, W.	BE	TCBA	.000	.000	.000	.000	.000	.000	.000	-1.0	.0	.0	4	0	0	0	0
Cooney, B.	BE	TCBA	.000	.000	.000	.000	.000	.000	.000	-.8	.0	.0	3	0	0	0	0
Tyler, L.	BE	TCBA	.000	.500	.000	.500	.000	1.000	1.000	.1	.1	3.5	2	0	0	0	0
Griffith, C.	BE	TCBA	-	-	-	-	-	-	-	.0	-	-	0	0	0	0	0
Bergen Barflies			.229	.293	.307	.600	.078	.166	.523	-165.8	493.1	3.1	5844	10	64	81	37



Grand Rapid Wolverines Draft Picks

1-Dick Rudolph
2-Eddie Ainsmith
3-Rollie Zeider
4-Red Nelson
5-Harry Niles
6-Red Corriden
7-Big Jeff Pfeffer
8-Jack Gilligan
XFA
Gene Moore
Ben Hunt
Orlie Weaver
Ed Moyer
Bill Forman
Bill Crouch
Bill Chambers
George Crable





- 1-Roger Bresnahan, C
- 2-Fred Snodgrass, CF
- 3-Sam Crawford, LF
- 4-Ed Konetchy, 1B
- 5-Johnny Bates, RF
- 6-Art Devlin, 3B
- 7-Otto Knabe, 2B
- 8-Rollie Zeider, SS
- 9-Ed Cicotte, P

**Grand Rapids Opening Day
1911 Starting Lineup**

15 Pitchers	Tm	Lg	W	L	PCT	SV	ERA	G	GS	CG	SHO	QS	IP	H	R	ER	HR	SO	BB
Crouch, B.	GW	TCBA	1	0	1.000	0	.68	2	1	1	1	1	13.1	7	1	1	0	4	4
Weaver, O.	GW	TCBA	0	0	-	1	1.61	11	1	0	0	0	22.1	16	4	4	1	21	8
Mitchell, W.	GW	TCBA	13	10	.565	1	1.96	33	25	10	3	15	197.0	166	72	43	0	87	48
Berger, H.	GW	TCBA	2	1	.667	0	2.04	21	2	1	0	1	35.1	32	13	8	1	3	16
Killian, E.	GW	TCBA	7	2	.778	2	2.21	21	10	7	2	5	89.2	75	30	22	1	31	25
Cicotte, E.	GW	TCBA	24	4	.857	1	2.30	34	32	22	5	23	265.2	214	84	68	2	82	84
Pfeffer, B.	GW	TCBA	5	4	.556	4	2.32	33	0	0	0	0	42.2	41	19	11	0	18	11
Nelson, R.	GW	TCBA	3	5	.375	0	2.66	11	8	5	1	4	71.0	54	27	21	0	36	16
Moyer, C.	GW	TCBA	1	2	.333	1	3.06	18	0	0	0	0	17.2	17	9	6	1	3	11
Moore, G.	GW	TCBA	4	1	.800	0	3.13	9	2	1	0	1	23.0	29	9	8	2	13	7
Beebe, F.	GW	TCBA	14	14	.500	0	3.14	31	30	15	2	11	240.2	232	115	84	3	109	91
Gilligan, J.	GW	TCBA	1	3	.250	0	3.23	17	4	1	0	1	47.1	50	30	17	0	15	23
Bell, G.	GW	TCBA	16	17	.485	1	3.64	44	39	18	3	18	308.2	323	151	125	2	89	81
Sajdak, D.	GW	TCBA	0	0	-	0	9.00	1	0	0	0	0	1.0	1	1	1	0	0	1
Rudolph, D.	GW	TCBA	0	0	-	0	14.54	3	0	0	0	0	4.1	10	7	7	0	5	2
Grand Rapids Wolverines			91	63	.591	11	2.78	289	154	81	17	80	1379.2	1267	572	426	13	516	428

15 Pitchers	Tm	Lg	SUP/9	R/9	ERA	BF/9	BR/9	H/9	BB/9	SO/9	HR/9	ERPT	OBA	BF	BR	IBB	HB	WP	BK
Crouch, B.	GW	TCBA	3.4	.68	.68	33.1	7.4	4.7	2.7	2.7	.00	3.7	.159	49	11	0	0	0	0
Weaver, O.	GW	TCBA	1.6	1.61	1.61	36.7	9.7	6.4	3.2	8.5	.40	3.9	.193	91	24	0	0	0	0
Mitchell, W.	GW	TCBA	4.2	3.29	1.96	36.8	10.2	7.6	2.2	4.0	.00	26.7	.227	805	224	0	10	5	0
Berger, H.	GW	TCBA	.8	3.31	2.04	38.0	13.0	8.2	4.1	.8	.25	4.5	.252	149	51	0	3	1	0
Killian, E.	GW	TCBA	6.2	3.01	2.21	37.0	10.1	7.5	2.5	3.1	.10	9.7	.220	369	101	0	1	2	0
Cicotte, E.	GW	TCBA	5.1	2.85	2.30	36.9	10.2	7.2	2.8	2.8	.07	26.0	.219	1088	302	0	4	10	0
Pfeffer, B.	GW	TCBA	.0	4.01	2.32	38.0	10.8	8.6	2.1	3.8	.00	4.1	.250	180	51	1	0	1	0
Nelson, R.	GW	TCBA	4.2	3.42	2.66	36.5	9.1	6.8	2.0	4.6	.00	4.1	.205	288	72	0	2	0	0
Moyer, C.	GW	TCBA	.0	4.58	3.06	40.2	14.8	8.7	5.6	1.5	.51	.3	.258	79	29	0	1	1	0
Moore, G.	GW	TCBA	5.9	3.52	3.13	40.7	13.7	11.3	2.3	5.1	.78	.1	.299	104	35	1	0	0	0
Beebe, F.	GW	TCBA	4.5	4.30	3.14	39.1	12.5	8.7	3.4	4.1	.11	1.2	.252	1046	334	0	11	11	0
Gilligan, J.	GW	TCBA	.6	5.70	3.23	41.1	14.1	9.5	4.4	2.9	.00	-.2	.270	216	74	0	1	1	0
Bell, G.	GW	TCBA	4.0	4.40	3.64	38.2	12.1	9.4	2.3	2.6	.06	-15.7	.273	1311	416	1	13	3	0
Sajdak, D.	GW	TCBA	.0	9.00	9.00	45.0	18.0	9.0	9.0	.0	.00	-.6	.250	5	2	0	0	0	0
Rudolph, D.	GW	TCBA	.0	14.54	14.54	51.9	24.9	20.8	4.2	10.4	.00	-5.5	.435	25	12	0	0	0	0
Grand Rapids Wolverines			4.1	3.73	2.78	37.9	11.3	8.3	2.8	3.4	.08	62.4	.243	5805	1738	3	46	35	0

31 Players	Tm	Lg	AVG	G	AB	R	H	2B	3B	HR	TB	RBI	SO	BB	ASB	SB	CS	SBP	GDP
Snodgrass, F.	GW	TCBA	.337	111	398	83	134	19	8	0	169	51	38	65	30	25	5	83.3	3
Bates, J.	GW	TCBA	.318	133	534	99	170	28	8	2	220	73	46	45	29	23	6	79.3	4
Konetchy, E.	GW	TCBA	.316	143	554	112	175	35	14	4	250	82	40	82	16	11	5	68.8	9
Crawford, S.	GW	TCBA	.286	149	615	80	176	30	17	8	264	137	49	32	19	17	2	89.5	8
Niles, H.	GW	TCBA	.283	36	60	4	17	3	0	0	20	4	9	2	1	1	0	100.0	3
Devlin, A.	GW	TCBA	.283	139	495	82	140	22	7	3	185	64	37	61	30	19	11	63.3	6
Beaumont, G.	GW	TCBA	.269	65	193	36	52	4	0	1	59	17	20	33	4	4	0	100.0	2
Killian, E.	GW	TCBA	.257	21	35	3	9	0	0	0	9	4	5	1	0	0	0	-	0
Knabe, O.	GW	TCBA	.254	141	524	46	133	12	2	1	152	69	30	45	12	8	4	66.7	9
Bresnahan, R.	GW	TCBA	.216	72	241	45	52	13	1	0	67	25	15	60	13	10	3	76.9	2
Zeider, R.	GW	TCBA	.212	106	345	32	73	8	1	0	83	30	52	34	23	19	4	82.6	5
Sajdak, D.	GW	TCBA	.202	60	94	6	19	2	0	1	24	10	21	5	0	0	0	-	0
Land, G.	GW	TCBA	.198	71	232	24	46	0	0	0	46	17	41	14	0	0	0	-	8
Schweitzer, A.	GW	TCBA	.194	89	216	14	42	6	2	0	52	23	31	21	15	12	3	80.0	7
Ainsmith, E.	GW	TCBA	.169	24	65	2	11	2	2	0	17	4	13	2	0	0	0	-	3
Bell, G.	GW	TCBA	.160	44	100	10	16	1	0	0	17	2	25	8	0	0	0	-	2
Beebe, F.	GW	TCBA	.153	31	85	6	13	0	0	0	13	3	18	2	0	0	0	-	2
Mitchell, W.	GW	TCBA	.143	33	63	3	9	0	0	0	9	6	9	1	0	0	0	-	5
Cicotte, E.	GW	TCBA	.128	34	94	6	12	1	0	0	13	7	23	5	0	0	0	-	2
Nelson, R.	GW	TCBA	.120	11	25	3	3	2	0	0	5	1	8	2	0	0	0	-	0
Corriden, R.	GW	TCBA	.112	76	205	21	23	4	0	5	42	20	43	30	5	2	3	40.0	4
Blair, W.	GW	TCBA	.111	11	18	2	2	0	1	0	4	2	3	0	0	0	0	-	0
Gilligan, J.	GW	TCBA	.091	17	11	0	1	0	0	0	1	0	2	0	0	0	0	-	0
Moore, G.	GW	TCBA	.000	9	7	1	0	0	0	0	0	0	1	1	0	0	0	-	1
Crouch, B.	GW	TCBA	.000	2	5	0	0	0	0	0	0	0	0	1	0	0	0	-	0
Pfeffer, B.	GW	TCBA	.000	34	4	0	0	0	0	0	0	0	0	0	0	0	0	-	0
Berger, H.	GW	TCBA	.000	21	5	0	0	0	0	0	0	0	2	0	0	0	0	-	0
Weaver, O.	GW	TCBA	.000	11	4	0	0	0	0	0	0	0	3	0	0	0	0	-	0
Dahlen, B.	GW	TCBA	.000	1	1	0	0	0	0	0	0	0	0	0	0	0	0	-	0
Moyer, C.	GW	TCBA	-	18	0	0	0	0	0	0	0	0	0	0	0	0	0	-	0
Rudolph, D.	GW	TCBA	-	3	0	0	0	0	0	0	0	0	0	0	0	0	0	-	0
Grand Rapids Wolverines			.254	1716	5228	720	1328	192	63	25	1721	651	584	552	197	151	46	76.6	85

31 Players	Tm	Lg	AVG	OBP	SLG	OPS	ISO	SECA	TA	RCON	RC	RC/G	PA	IBB	HBP	SH	SF
Snodgrass, F.	GW	TCBA	.337	.444	.425	.869	.088	.302	1.015	38.1	88.5	8.5	489	0	17	3	6
Bates, J.	GW	TCBA	.318	.374	.412	.786	.094	.210	.789	23.5	89.1	6.2	602	3	7	8	8
Konetchy, E.	GW	TCBA	.316	.404	.451	.856	.135	.294	.885	38.3	107.7	7.2	652	3	5	3	7
Crawford, S.	GW	TCBA	.286	.321	.429	.750	.143	.220	.706	14.2	87.7	5.0	675	6	4	14	10
Niles, H.	GW	TCBA	.283	.306	.333	.640	.050	.100	.500	-.9	5.5	3.1	64	0	0	2	0
Devlin, A.	GW	TCBA	.283	.363	.374	.736	.091	.230	.728	11.1	72.3	5.0	578	2	6	6	9
Beaumont, G.	GW	TCBA	.269	.374	.306	.680	.036	.228	.671	3.1	25.8	4.8	229	0	0	2	1
Killian, E.	GW	TCBA	.257	.278	.257	.535	.000	.029	.385	-2.0	2.6	2.7	36	0	0	0	0
Knabe, O.	GW	TCBA	.254	.306	.290	.596	.036	.130	.507	-15.6	50.8	3.1	606	1	0	23	13
Bresnahan, R.	GW	TCBA	.216	.369	.278	.647	.062	.340	.711	3.0	31.8	4.3	306	0	1	0	4
Zeider, R.	GW	TCBA	.212	.280	.241	.521	.029	.171	.484	-16.6	26.9	2.5	389	0	0	7	3
Sajdak, D.	GW	TCBA	.202	.235	.255	.491	.053	.106	.387	-6.7	6.3	2.2	102	0	0	0	3
Land, G.	GW	TCBA	.198	.241	.198	.439	.000	.060	.309	-20.7	11.0	1.5	254	0	0	5	3
Schweitzer, A.	GW	TCBA	.194	.263	.241	.503	.046	.185	.462	-12.3	14.5	2.1	242	1	0	2	3
Ainsmith, E.	GW	TCBA	.169	.191	.262	.453	.092	.123	.333	-6.0	2.7	1.2	68	0	0	0	1
Bell, G.	GW	TCBA	.160	.250	.170	.420	.010	.090	.337	-9.3	5.1	1.5	118	0	4	6	0
Beebe, F.	GW	TCBA	.153	.172	.153	.325	.000	.024	.203	-11.4	2.4	.8	95	0	0	8	0
Mitchell, W.	GW	TCBA	.143	.169	.143	.312	.000	.016	.186	-8.7	1.0	.4	70	0	1	5	0
Cicotte, E.	GW	TCBA	.128	.178	.138	.317	.011	.064	.226	-12.7	2.7	.8	107	0	1	6	1
Nelson, R.	GW	TCBA	.120	.185	.200	.385	.080	.160	.318	-2.8	1.0	1.3	27	0	0	0	0
Corriden, R.	GW	TCBA	.112	.247	.205	.452	.093	.234	.434	-17.5	12.4	1.7	254	1	8	7	4
Blair, W.	GW	TCBA	.111	.111	.222	.333	.111	.111	.250	-2.5	.5	.8	20	0	0	2	0
Gilligan, J.	GW	TCBA	.091	.091	.091	.182	.000	.000	.100	-2.0	.1	.2	11	0	0	0	0
Moore, G.	GW	TCBA	.000	.125	.000	.125	.000	.143	.125	-1.4	.0	.0	8	0	0	0	0
Crouch, B.	GW	TCBA	.000	.167	.000	.167	.000	.200	.200	-.9	.0	.2	6	0	0	0	0
Pfeffer, B.	GW	TCBA	.000	.000	.000	.000	.000	.000	.000	-1.0	.0	.0	6	0	0	2	0
Berger, H.	GW	TCBA	.000	.000	.000	.000	.000	.000	.000	-1.3	.0	.0	5	0	0	0	0
Weaver, O.	GW	TCBA	.000	.000	.000	.000	.000	.000	.000	-1.0	.0	.0	4	0	0	0	0
Dahlen, B.	GW	TCBA	.000	.000	.000	.000	.000	.000	.000	-.3	.0	.0	1	0	0	0	0
Moyer, C.	GW	TCBA	-	-	-	-	-	-	-	.0	-	-	0	0	0	0	0
Rudolph, D.	GW	TCBA	-	-	-	-	-	-	-	.0	-	-	0	0	0	0	0
Grand Rapids Wolverines			.254	.327	.329	.656	.075	.201	.615	-22.4	613.8	3.9	6024	17	54	111	76

PITTSBURGH




1914-1925



REBELS

PITTSBURGH REBEL DRAFT PICKS

**3-Frank Truesdale 4-Les Backman 5-Bruno Block
6-Swat McCabe 7-George Perring 8-Phil Stremmel
XFA-Mickey Corcoran, Kip Dowd**



PITTSBURGH REBELS STARTING LINEUP 1911 OPENING DAY



- 1-Bobby Byrne, 3B
- 2-Rube Ellis, LF
- 3-Tris Speaker, CF
- 4-Danny Murphy, RF
- 5-Joe Tinker, SS
- 6-Chief Meyers, C
- 7-Frank Truesdale, 2B
- 8-George Stovall, 1B
- 9-Three Finger Brown, P

12 Pitchers	Tm	Lg	W	L	PCT	SV	ERA	G	GS	CG	SHO	QS	IP	H	R	ER	HR	SO	BB
Brown, T.	PR	TCBA	29	11	.725	2	1.72	44	37	32	7	25	346.1	227	89	66	1	142	97
McQuillan, G.	PR	TCBA	15	5	.750	6	2.08	32	17	13	4	10	173.0	110	58	40	1	86	60
Wood, J.	PR	TCBA	16	10	.615	2	2.46	34	25	16	2	15	223.0	161	82	61	2	149	79
Young, I.	PR	TCBA	8	8	.500	0	2.56	24	19	7	2	12	151.1	135	62	43	3	69	54
Fromme, A.	PR	TCBA	4	5	.444	0	3.36	16	7	4	1	4	61.2	44	25	23	2	12	33
Stremmel, P.	PR	TCBA	1	2	.333	0	3.38	12	5	1	0	1	50.2	54	30	19	0	17	21
Waddell, R.	PR	TCBA	1	0	1.000	0	3.65	14	1	1	0	1	37.0	39	21	15	2	28	9
Backman, L.	PR	TCBA	5	14	.263	1	4.80	25	19	2	0	5	131.1	152	89	70	7	48	44
Works, R.	PR	TCBA	4	5	.444	0	5.00	21	11	3	1	5	81.0	94	51	45	2	24	35
Corridon, F.	PR	TCBA	5	4	.556	0	5.06	23	12	3	0	4	96.0	122	68	54	0	29	53
Dowd, S.	PR	TCBA	1	0	1.000	0	6.67	17	1	0	0	0	29.2	46	24	22	0	18	16
Flanagan, B.	PR	TCBA	0	1	.000	0	10.80	4	0	0	0	0	8.1	22	14	10	1	3	3
Pittsburgh Rebels			89	65	.578	11	3.03	266	154	82	17	82	1389.1	1206	613	468	21	625	504
12 Pitchers	Tm	Lg	SUP/9	R/9	ERA	BF/9	BR/9	H/9	BB/9	SO/9	HR/9	ERPT	OBA	BF	BR	IBB	HB	WP	BK
Brown, T.	PR	TCBA	4.4	2.31	1.72	35.3	8.5	5.9	2.3	3.7	.03	56.6	.188	1359	327	8	11	3	0
McQuillan, G.	PR	TCBA	3.8	3.02	2.08	35.4	8.9	5.7	3.0	4.5	.05	21.2	.184	680	171	3	4	3	0
Wood, J.	PR	TCBA	4.9	3.31	2.46	36.9	10.0	6.5	3.1	6.0	.08	17.9	.199	914	247	1	8	5	0
Young, I.	PR	TCBA	4.0	3.69	2.56	38.1	11.5	8.0	3.2	4.1	.18	10.6	.241	640	194	1	6	2	0
Fromme, A.	PR	TCBA	3.6	3.65	3.36	37.5	11.2	6.4	4.7	1.8	.29	-1.2	.206	257	77	1	1	0	0
Stremmel, P.	PR	TCBA	3.9	5.33	3.38	41.4	13.1	9.6	3.6	3.0	.00	-1.1	.260	233	74	1	0	0	0
Waddell, R.	PR	TCBA	1.0	5.11	3.65	38.9	11.7	9.5	2.2	6.8	.49	-1.9	.264	160	48	0	0	0	0
Backman, L.	PR	TCBA	3.2	6.10	4.80	40.4	13.5	10.4	2.8	3.3	.48	-23.5	.286	589	197	3	4	6	0
Works, R.	PR	TCBA	4.4	5.67	5.00	41.4	14.7	10.4	3.9	2.7	.22	-16.3	.284	373	132	0	3	3	0
Corridon, F.	PR	TCBA	4.1	6.38	5.06	42.5	17.0	11.4	4.9	2.7	.00	-20.0	.320	453	181	1	7	2	0
Dowd, S.	PR	TCBA	2.1	7.28	6.67	44.9	19.4	14.0	4.9	5.5	.00	-11.5	.362	148	64	0	2	0	0
Flanagan, B.	PR	TCBA	.0	15.12	10.80	56.2	30.2	23.8	3.2	3.2	1.08	-7.1	.478	52	28	0	3	0	0
Pittsburgh Rebels			4.0	3.97	3.03	37.9	11.3	7.8	3.1	4.0	.14	23.8	.234	5858	1740	19	49	24	0

26 Players	Tm	Lg	AVG	G	AB	R	H	2B	3B	HR	TB	RBI	SO	BB	ASB	SB	CS	SBP	GDP
Speaker, T.	PR	TCBA	.365	139	550	111	201	35	20	5	291	101	45	48	64	52	12	81.3	6
Stremmel, P.	PR	TCBA	.308	12	13	2	4	3	0	0	7	1	3	0	0	0	0	-	0
Wood, J.	PR	TCBA	.304	34	79	9	24	3	2	1	34	12	10	6	0	0	0	-	1
Murphy, D.	PR	TCBA	.300	145	576	83	173	25	19	1	239	98	47	33	39	32	7	82.1	9
Tinker, J.	PR	TCBA	.277	123	477	66	132	28	12	2	190	88	36	36	36	25	11	69.4	3
Meyers, C.	PR	TCBA	.277	114	365	41	101	19	0	0	120	58	21	53	9	3	6	33.3	9
Thomas, I.	PR	TCBA	.269	59	171	15	46	6	0	1	55	29	21	7	3	3	0	100.0	1
Corcoran, M.	PR	TCBA	.268	26	56	8	15	5	0	0	20	2	9	4	0	0	0	-	0
Ellis, R.	PR	TCBA	.264	145	568	103	150	15	9	3	192	62	53	62	51	34	17	66.7	5
Stovall, G.	PR	TCBA	.258	151	577	54	149	21	8	0	186	68	61	17	26	19	7	73.1	10
Works, R.	PR	TCBA	.250	21	24	3	6	1	0	0	7	2	2	0	0	0	0	-	0
Byrne, B.	PR	TCBA	.241	150	601	111	145	35	16	0	212	42	36	79	37	29	8	78.4	5
Truesdale, F.	PR	TCBA	.225	141	472	61	106	9	2	2	125	40	57	66	50	38	12	76.0	6
McCabe, S.	PR	TCBA	.220	53	127	15	28	6	0	0	34	8	5	3	1	0	1	.0	1
Brown, T.	PR	TCBA	.215	44	130	9	28	2	3	0	36	15	30	5	1	0	1	.0	2
Dowd, S.	PR	TCBA	.200	17	10	0	2	0	0	0	2	1	6	0	0	0	0	-	0
Block, B.	PR	TCBA	.181	35	72	5	13	1	1	0	16	8	8	6	0	0	0	-	1
Young, I.	PR	TCBA	.180	24	50	4	9	0	0	0	9	4	11	0	4	4	0	100.0	0
Backman, L.	PR	TCBA	.167	25	30	4	5	1	3	0	12	2	9	6	1	1	0	100.0	0
McMillan, T.	PR	TCBA	.145	47	124	8	18	0	0	0	18	8	19	14	4	4	0	100.0	2
Corridon, F.	PR	TCBA	.138	23	29	1	4	0	0	0	4	2	12	2	0	0	0	-	0
Perring, G.	PR	TCBA	.128	25	39	5	5	1	1	0	8	2	9	1	0	0	0	-	0
McQuillan, G.	PR	TCBA	.118	32	51	4	6	2	0	0	8	1	16	4	0	0	0	-	2
Flanagan, B.	PR	TCBA	.105	41	76	4	8	1	0	0	9	3	9	7	0	0	0	-	3
Fromme, A.	PR	TCBA	.045	16	22	0	1	1	0	0	2	1	6	0	0	0	0	-	1
Waddell, R.	PR	TCBA	.000	14	6	1	0	0	0	0	0	0	1	1	0	0	0	-	0
Pittsburgh Rebels			.260	1656	5295	727	1379	220	96	15	1836	658	542	460	326	244	82	74.8	67

26 Players	Tm	Lg	AVG	OBP	SLG	OPS	ISO	SECA	TA	RCON	RC	RC/G	PA	IBB	HBP	SH	SF
Speaker, T.	PR	TCBA	.365	.414	.529	.943	.164	.324	1.071	57.9	127.7	9.1	610	7	2	3	7
Stremmel, P.	PR	TCBA	.308	.308	.538	.846	.231	.231	.778	.6	2.1	4.4	17	0	0	4	0
Wood, J.	PR	TCBA	.304	.349	.430	.779	.127	.203	.714	2.4	12.3	5.4	90	0	0	4	1
Murphy, D.	PR	TCBA	.300	.338	.415	.753	.115	.215	.735	16.5	84.2	5.2	629	2	4	8	8
Tinker, J.	PR	TCBA	.277	.326	.398	.725	.122	.226	.705	6.0	64.6	4.7	525	2	2	4	6
Meyers, C.	PR	TCBA	.277	.364	.329	.693	.052	.189	.634	2.0	46.0	4.3	430	0	1	4	7
Thomas, I.	PR	TCBA	.269	.291	.322	.613	.053	.111	.516	-3.9	17.1	3.6	182	2	0	0	4
Corcoran, M.	PR	TCBA	.268	.369	.357	.726	.089	.161	.707	1.3	8.3	5.2	67	1	5	2	0
Ellis, R.	PR	TCBA	.264	.337	.338	.676	.074	.213	.666	-.4	70.9	4.1	659	0	5	16	8
Stovall, G.	PR	TCBA	.258	.280	.322	.602	.064	.114	.506	-18.7	51.9	3.0	617	2	3	12	7
Works, R.	PR	TCBA	.250	.240	.292	.532	.042	.042	.389	-1.4	1.9	2.4	27	0	0	2	1
Byrne, B.	PR	TCBA	.241	.330	.353	.683	.111	.278	.687	4.2	77.9	4.4	695	2	2	9	3
Truesdale, F.	PR	TCBA	.225	.322	.265	.587	.040	.235	.604	-9.7	48.2	3.3	557	0	3	13	3
McCabe, S.	PR	TCBA	.220	.261	.268	.529	.047	.063	.406	-8.1	8.9	2.4	135	0	4	1	0
Brown, T.	PR	TCBA	.215	.244	.277	.521	.062	.092	.390	-9.2	8.6	2.1	142	0	0	7	0
Dowd, S.	PR	TCBA	.200	.200	.200	.400	.000	.000	.250	-1.1	.4	1.4	10	0	0	0	0
Block, B.	PR	TCBA	.181	.244	.222	.466	.042	.125	.367	-5.9	4.1	1.8	79	1	0	1	0
Young, I.	PR	TCBA	.180	.180	.180	.360	.000	.080	.317	-4.9	2.2	1.3	55	0	0	5	0
Backman, L.	PR	TCBA	.167	.375	.400	.775	.233	.467	.920	1.7	5.8	5.8	42	0	4	2	0
McMillan, T.	PR	TCBA	.145	.236	.145	.381	.000	.145	.343	-12.1	5.9	1.4	147	0	1	7	1
Corridon, F.	PR	TCBA	.138	.194	.138	.331	.000	.069	.240	-3.8	1.1	1.0	34	0	0	3	0
Perring, G.	PR	TCBA	.128	.150	.205	.355	.077	.103	.265	-5.0	1.3	1.0	41	0	0	1	0
McQuillan, G.	PR	TCBA	.118	.179	.157	.335	.039	.118	.255	-6.5	1.7	.8	63	0	0	7	1
Flanagan, B.	PR	TCBA	.105	.181	.118	.299	.013	.105	.225	-10.7	1.5	.6	83	1	0	0	0
Fromme, A.	PR	TCBA	.045	.045	.091	.136	.045	.045	.091	-4.5	.0	.0	22	0	0	0	0
Waddell, R.	PR	TCBA	.000	.333	.000	.333	.000	.167	.500	-.5	.3	1.2	9	0	2	0	0
Pittsburgh Rebels			.260	.321	.347	.668	.086	.204	.634	-13.7	630.5	4.0	5967	20	38	115	57

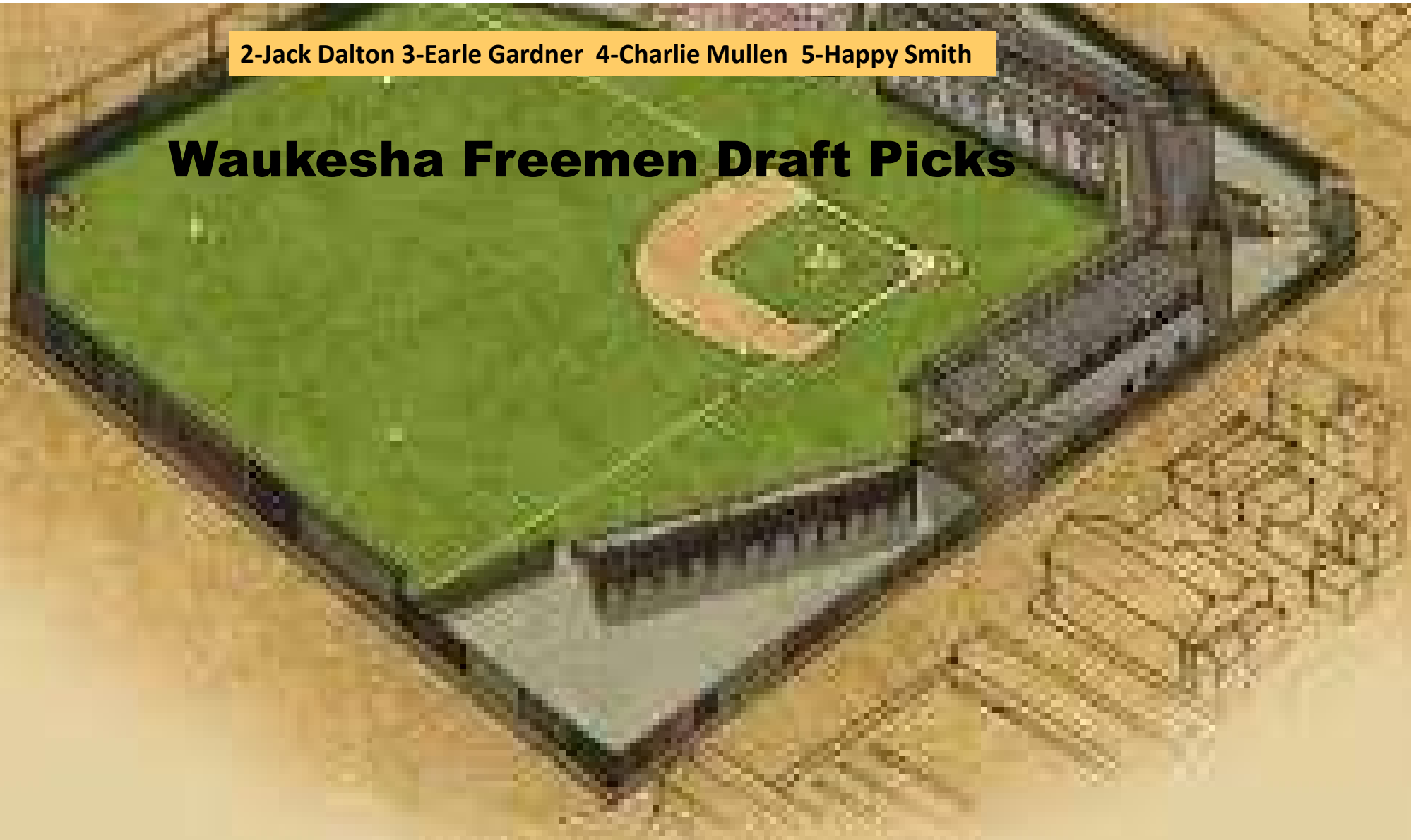


WELCOME TO
WAUKESHA




FREEMEN

2-Jack Dalton 3-Earle Gardner 4-Charlie Mullen 5-Happy Smith

Waukesha Freeman Draft Picks



Waukesha 1911 Opening Day Lineup



- 1-Honus Wagner, SS
- 2-Miller Huggins, 2B
- 3-Mike Mowrey, 3B
- 4-Jake Stahl, 1B
- 5-Mike Mitchell, RF
- 6-Johnny Kling, C
- 7-Ted Easterly, CF
- 8-Red Killefer, LF
- 9-Left Leifield, P

11 Pitchers	Tm	Lg	W	L	PCT	SV	ERA	G	GS	CG	SHO	QS	IP	H	R	ER	HR	SO	BB
Reisling, D.	WA	TCBA	8	8	.500	0	2.18	24	18	11	2	13	156.2	132	52	38	1	41	50
Joss, A.	WA	TCBA	7	5	.583	4	2.31	24	11	6	1	8	120.2	97	43	31	2	50	33
Mullin, G.	WA	TCBA	14	11	.560	0	2.41	26	23	14	1	15	179.1	142	72	48	6	38	67
Dygert, J.	WA	TCBA	7	5	.583	2	2.75	30	7	2	1	3	91.2	74	33	28	1	50	36
Warhop, J.	LI	TCBA	6	2	.750	1	2.84	10	9	5	1	7	73.0	56	25	23	0	21	26
Leifield, L.	WA	TCBA	19	10	.655	0	3.09	31	30	16	5	17	241.2	210	99	83	2	75	77
Ferguson, G.	WA	TCBA	4	2	.667	0	3.12	26	1	1	0	1	57.2	54	25	20	0	16	28
Barger, C.	WA	TCBA	12	12	.500	0	3.27	30	29	12	2	14	220.0	219	104	80	1	57	77
Atkins, T.	WA	TCBA	3	2	.600	4	3.45	22	1	0	0	1	31.1	32	13	12	1	12	11
Lelivelt, B.	WA	TCBA	0	1	.000	0	3.46	2	2	0	0	2	13.0	13	5	5	0	1	2
Groom, B.	WA	TCBA	9	7	.563	2	3.55	33	23	12	0	10	202.2	186	98	80	12	60	62
Waukesha Freeman			89	65	.578	13	2.91	258	154	79	13	91	1387.2	1215	569	448	26	421	469

11 Pitchers	Tm	Lg	SUP/9	R/9	ERA	BF/9	BR/9	H/9	BB/9	SO/9	HR/9	ERPT	OBA	BF	BR	IBB	HB	WP	BK
Reisling, D.	WA	TCBA	3.8	2.99	2.18	38.0	10.4	7.6	2.6	2.4	.06	17.5	.222	661	181	5	4	4	0
Joss, A.	WA	TCBA	3.7	3.21	2.31	36.9	9.9	7.2	2.4	3.7	.15	11.7	.217	495	133	1	4	0	0
Mullin, G.	WA	TCBA	4.7	3.61	2.41	37.0	10.6	7.1	3.1	1.9	.30	15.5	.219	738	211	5	7	4	0
Dygert, J.	WA	TCBA	3.0	3.24	2.75	36.6	11.3	7.3	3.4	4.9	.10	4.4	.233	373	115	1	6	2	0
Warhop, J.	LI	TCBA	5.8	3.08	2.84	36.4	10.5	6.9	3.2	2.6	.00	2.8	.216	295	85	0	3	0	0
Leifield, L.	WA	TCBA	3.9	3.69	3.09	38.2	10.8	7.8	2.5	2.8	.07	2.5	.230	1026	291	9	13	0	1
Ferguson, G.	WA	TCBA	1.6	3.90	3.12	39.6	12.3	8.4	3.9	2.5	.00	.4	.249	254	79	3	0	0	0
Barger, C.	WA	TCBA	4.2	4.25	3.27	38.7	12.3	9.0	3.1	2.3	.04	-2.1	.264	946	301	2	7	4	0
Atkins, T.	WA	TCBA	.9	3.73	3.45	38.5	12.4	9.2	3.2	3.4	.29	-.9	.269	134	43	0	0	0	0
Lelivelt, B.	WA	TCBA	2.1	3.46	3.46	38.1	10.4	9.0	1.4	.7	.00	-.4	.245	55	15	0	0	0	0
Groom, B.	WA	TCBA	3.6	4.35	3.55	37.9	11.2	8.3	2.6	2.7	.53	-8.3	.242	853	253	3	8	5	1
Waukesha Freeman			3.8	3.69	2.91	37.8	11.1	7.9	2.9	2.7	.17	43.2	.235	5830	1707	29	52	19	2

29 Players	Tm	Lg	AVG	G	AB	R	H	2B	3B	HR	TB	RBI	SO	BB	ASB	SB	CS	SBP	GDP
Wagner, H.	WA	TCBA	.333	148	613	111	204	56	10	3	289	52	42	60	27	17	10	63.0	5
Stahl, J.	WA	TCBA	.325	142	536	98	174	26	20	6	258	108	47	54	32	23	9	71.9	5
Easterly, T.	WA	TCBA	.308	108	354	37	109	22	5	0	141	47	37	22	11	6	5	54.5	2
Mowrey, M.	WA	TCBA	.277	105	318	53	88	15	4	2	117	47	22	41	17	13	4	76.5	6
Gardner, E.	WA	TCBA	.273	16	33	6	9	1	0	0	10	4	5	5	1	1	0	100.0	1
Huggins, M.	WA	TCBA	.267	151	547	109	146	14	7	0	174	54	37	105	44	31	13	70.5	7
Barger, C.	WA	TCBA	.267	30	75	10	20	2	3	0	28	5	10	1	1	0	1	.0	2
Sajdak, K.	WA	TCBA	.255	18	51	2	13	2	0	0	15	6	9	6	0	0	0	-	0
Leifield, L.	WA	TCBA	.247	31	89	10	22	4	0	0	26	7	19	7	0	0	0	-	0
Dalton, J.	WA	TCBA	.247	91	288	32	71	10	7	2	101	41	22	23	3	2	1	66.7	6
Payne, F.	WA	TCBA	.243	38	103	13	25	1	2	0	30	11	11	4	5	2	3	40.0	2
Pond, R.	WA	TCBA	.233	108	425	29	99	0	0	0	99	40	38	4	34	22	12	64.7	10
Mitchell, M.	WA	TCBA	.233	154	571	64	133	21	12	3	187	87	47	59	26	16	10	61.5	9
Austin, J.	WA	TCBA	.221	90	317	35	70	7	3	3	92	44	44	24	18	11	7	61.1	7
Kling, J.	WA	TCBA	.218	93	275	26	60	16	0	0	76	35	24	40	2	1	1	50.0	6
Mullin, G.	WA	TCBA	.212	27	66	7	14	3	1	1	22	6	8	5	0	0	0	-	2
Cole, W.	WA	TCBA	.210	28	100	9	21	3	3	0	30	6	12	5	0	0	0	-	3
Smith, H.	WA	TCBA	.192	19	26	1	5	2	0	0	7	1	5	1	1	1	0	100.0	0
Warhop, J.	LI	TCBA	.160	10	25	3	4	0	0	0	4	2	7	3	1	0	1	.0	0
Killefer, R.	LI	TCBA	.143	19	49	8	7	0	0	0	7	3	13	5	5	4	1	80.0	0
Reisling, D.	WA	TCBA	.135	24	52	5	7	5	0	0	12	1	8	3	0	0	0	-	1
Joss, A.	WA	TCBA	.132	24	38	4	5	2	0	0	7	2	5	3	0	0	0	-	0
Needham, T.	WA	TCBA	.113	45	133	8	15	6	0	0	21	5	14	14	0	0	0	-	5
Mullen, C.	WA	TCBA	.104	19	48	5	5	0	0	0	5	3	5	3	3	2	1	66.7	1
Groom, B.	WA	TCBA	.077	33	65	2	5	0	0	0	5	3	10	3	2	1	1	50.0	2
Dygart, J.	WA	TCBA	.000	30	28	0	0	0	0	0	0	0	9	1	0	0	0	-	2
Ferguson, G.	WA	TCBA	.000	26	12	0	0	0	0	0	0	0	5	0	0	0	0	-	0
Lelivelt, B.	WA	TCBA	.000	2	1	0	0	0	0	0	0	0	0	2	0	0	0	-	0
Atkins, T.	WA	TCBA	.000	22	3	0	0	0	0	0	0	0	1	0	0	0	0	-	0
Waukesha Freeman			.254	1651	5241	687	1331	218	77	20	1763	620	516	503	233	153	80	65.7	84

29 Players	Tm	Lg	AVG	OBP	SLG	OPS	ISO	SECA	TA	RCON	RC	RC/G	PA	IBB	HBP	SH	SF
Wagner, H.	WA	TCBA	.333	.396	.471	.867	.139	.248	.875	39.6	117.1	7.4	682	9	5	2	2
Stahl, J.	WA	TCBA	.325	.389	.481	.870	.157	.284	.918	37.8	107.2	7.4	616	0	10	4	12
Easterly, T.	WA	TCBA	.308	.350	.398	.748	.090	.155	.679	5.9	49.9	5.3	382	5	2	2	2
Mowrey, M.	WA	TCBA	.277	.361	.368	.729	.091	.248	.729	8.6	46.6	5.0	377	0	4	9	5
Gardner, E.	WA	TCBA	.273	.368	.303	.671	.030	.212	.640	.4	4.0	4.4	38	0	0	0	0
Huggins, M.	WA	TCBA	.267	.390	.318	.708	.051	.276	.758	14.7	80.9	4.9	682	3	9	16	5
Barger, C.	WA	TCBA	.267	.276	.373	.650	.107	.107	.500	-2.5	6.9	2.9	82	0	0	6	0
Sajdak, K.	WA	TCBA	.255	.333	.294	.627	.039	.157	.553	-.9	5.4	3.9	57	1	0	0	0
Leifield, L.	WA	TCBA	.247	.302	.292	.594	.045	.124	.493	-3.0	8.5	3.4	97	0	0	1	0
Dalton, J.	WA	TCBA	.247	.299	.351	.650	.104	.188	.563	-4.8	30.4	3.6	318	2	0	4	3
Payne, F.	WA	TCBA	.243	.269	.291	.560	.049	.078	.434	-6.4	7.3	2.3	109	0	0	1	1
Pond, R.	WA	TCBA	.233	.238	.233	.471	.000	.033	.362	-34.9	21.6	1.6	437	1	1	0	7
Mitchell, M.	WA	TCBA	.233	.308	.327	.635	.095	.208	.586	-11.4	60.6	3.4	656	2	6	12	7
Austin, J.	WA	TCBA	.221	.276	.290	.566	.069	.158	.490	-15.3	25.1	2.5	350	0	1	6	2
Kling, J.	WA	TCBA	.218	.318	.276	.594	.058	.204	.541	-6.8	26.7	3.1	328	6	3	4	6
Mullin, G.	WA	TCBA	.212	.268	.333	.601	.121	.197	.500	-2.4	5.6	2.8	72	0	0	1	0
Cole, W.	WA	TCBA	.210	.248	.300	.548	.090	.140	.427	-5.7	6.9	2.2	107	1	0	2	0
Smith, H.	WA	TCBA	.192	.222	.269	.491	.077	.154	.429	-1.6	1.7	2.2	27	0	0	0	0
Warhop, J.	LI	TCBA	.160	.276	.160	.436	.000	.080	.364	-2.7	1.2	1.5	29	0	1	0	0
Killefer, R.	LI	TCBA	.143	.263	.143	.406	.000	.163	.442	-4.0	2.8	1.7	58	0	3	1	0
Reisling, D.	WA	TCBA	.135	.196	.231	.427	.096	.154	.348	-5.0	2.5	1.4	59	0	1	3	0
Joss, A.	WA	TCBA	.132	.195	.184	.379	.053	.132	.303	-4.3	1.6	1.3	43	0	0	2	0
Needham, T.	WA	TCBA	.113	.196	.158	.354	.045	.150	.285	-15.9	4.1	.9	149	1	0	1	1
Mullen, C.	WA	TCBA	.104	.157	.104	.261	.000	.083	.222	-7.5	.8	.5	52	0	0	1	0
Groom, B.	WA	TCBA	.077	.118	.077	.195	.000	.046	.143	-12.0	.6	.2	73	0	0	5	0
Dygert, J.	WA	TCBA	.000	.034	.000	.034	.000	.036	.033	-6.7	-.0	-.0	30	0	0	1	0
Ferguson, G.	WA	TCBA	.000	.000	.000	.000	.000	.000	.000	-3.0	.0	.0	12	0	0	0	0
Lelivelt, B.	WA	TCBA	.000	.667	.000	.667	.000	2.000	2.000	.4	.5	7.0	4	0	0	1	0
Atkins, T.	WA	TCBA	.000	.000	.000	.000	.000	.000	.000	-.8	.0	.0	3	0	0	0	0
Waukesha Freeman			.254	.322	.336	.658	.082	.192	.605	-50.1	593.1	3.8	5929	31	46	85	53

MIMOSA





Mimosa Mirthmakers Draft Picks

**1-Eddie Foster 2-Joe Birmingham 2a-George Kahler
3-Jimmy Walsh 4-Ray Boyd 5-Joe Hovlik 6-Bill Cunningham
7-Marc Hall 8-Wingo Anderson
XFA-Mysterious Walker, Herman Bronkie, Dutch Hinrichs,
John Castle, Jack Hardy**


Mimosa Mirthmaker Starting Lineup for Opening Day 1911



F. CLARKE, PITTSBURGH



SCHAEFER, DETROIT



JIM WALSH
R. F.—Boston Red Sox
182




MILLER—BOSTON—NAT.



Curtis, Boston Nationals




Egan
OF THE
CINCINNATI NATIONALS



MCINTYRE, DETROIT



Hoblitzell
OF THE
CINCINNATI NATIONALS



LAPP, ATHLETICS

- 1-Fred Clarke, LF
- 2-Dick Egan, 2B
- 3-Doc Miller, CF
- 4-Dick Hoblitzell, 1B
- 5-Germany Schaefer, 3B
- 6-Matt McIntyre, RF
- 7-Jimmy Walsh, SS
- 8-John Lapp, C
- 9-Cliff Curtis, P

14 Pitchers		Tm	Lg	W	L	PCT	SV	ERA	G	GS	CG	SHO	QS	IP	H	R	ER	HR	SO	BB
Birmingham, J.	MI	TCBA	0	0	-	0	-	1	0	0	0	0	0	.0	0	0	0	0	0	0
Reulbach, E.	MI	TCBA	9	13	.409	2	2.88	35	23	9	1	12	190.2	187	86	61	0	42	52	
Kahler, G.	MI	TCBA	7	5	.583	1	3.10	26	9	5	2	6	110.1	87	43	38	3	37	63	
Powell, J.	MI	TCBA	9	11	.450	1	3.98	25	19	8	2	9	140.1	140	73	62	2	31	42	
Anderson, W.	MI	TCBA	1	6	.143	0	4.11	10	6	2	0	2	50.1	57	34	23	0	48	20	
Boyd, R.	MI	TCBA	4	10	.286	1	4.26	20	16	3	2	10	116.1	133	62	55	2	44	38	
Richie, L.	MI	TCBA	7	11	.389	3	4.39	45	16	2	0	4	160.0	157	99	78	2	82	61	
Pelty, B.	MI	TCBA	5	17	.227	1	5.26	28	25	5	1	7	172.2	226	127	101	2	53	84	
Hovlik, J.	MI	TCBA	0	0	-	0	5.40	20	0	0	0	0	28.1	38	29	17	0	8	12	
Curtis, C.	MI	TCBA	6	28	.176	1	5.77	41	36	10	2	6	237.0	297	192	152	4	87	148	
Walker, M.	MI	TCBA	0	1	.000	0	6.14	29	0	0	0	0	44.0	56	40	30	1	13	26	
Hall, M.	MI	TCBA	0	3	.000	0	6.16	18	4	0	0	1	49.2	74	38	34	0	29	33	
Hinrichs, D.	MI	TCBA	0	1	.000	0	7.75	25	0	0	0	0	40.2	66	41	35	0	19	29	
Smith, L.	MI	TCBA	0	0	-	2	10.61	4	0	0	0	0	9.1	19	11	11	0	4	3	
Mimosa Mirthmakers			48	106	.312	12	4.65	327	154	44	10	57	1349.2	1537	875	697	16	497	611	
14 Pitchers		Tm	Lg	SUP/9	R/9	ERA	BF/9	BR/9	H/9	BB/9	SO/9	HR/9	ERPT	OBA	BF	BR	IBB	HB	WP	BK
Birmingham, J.	MI	TCBA	-	-	-	-	-	-	-	-	-	-	-	-	0	0	0	0	0	0
Reulbach, E.	MI	TCBA	3.4	4.06	2.88	38.4	11.5	8.8	2.3	2.0	.00	6.5	.258	813	243	3	7	5	1	
Kahler, G.	MI	TCBA	2.5	3.51	3.10	39.0	12.2	7.1	5.0	3.0	.24	1.1	.214	478	150	2	2	5	0	
Powell, J.	MI	TCBA	4.6	4.68	3.98	39.1	12.1	9.0	2.7	2.0	.13	-12.3	.256	609	188	0	6	0	0	
Anderson, W.	MI	TCBA	1.1	6.08	4.11	40.9	14.1	10.2	3.6	8.6	.00	-5.2	.281	229	79	0	2	1	0	
Boyd, R.	MI	TCBA	3.2	4.80	4.26	39.8	13.6	10.3	2.9	3.4	.15	-13.8	.292	515	176	0	5	0	0	
Richie, L.	MI	TCBA	3.7	5.57	4.39	39.8	12.7	8.8	3.4	4.6	.11	-21.4	.251	707	225	0	7	3	0	
Pelty, B.	MI	TCBA	2.8	6.62	5.26	43.0	16.7	11.8	4.3	2.8	.10	-39.9	.323	825	320	2	12	3	0	
Hovlik, J.	MI	TCBA	.0	9.21	5.40	45.7	16.2	12.1	3.8	2.5	.00	-7.0	.292	144	51	0	1	0	0	
Curtis, C.	MI	TCBA	3.0	7.29	5.77	44.0	17.6	11.3	5.6	3.3	.15	-68.1	.308	1158	463	0	18	4	0	
Walker, M.	MI	TCBA	.0	8.18	6.14	43.0	17.2	11.5	5.3	2.7	.20	-14.4	.315	210	84	0	2	0	0	
Hall, M.	MI	TCBA	.9	6.89	6.16	46.0	19.8	13.4	5.8	5.3	.00	-16.4	.351	254	109	1	3	1	0	
Hinrichs, D.	MI	TCBA	.0	9.07	7.75	46.9	21.2	14.6	6.4	4.2	.00	-20.6	.371	212	96	0	1	0	0	
Smith, L.	MI	TCBA	.0	10.61	10.61	47.3	21.2	18.3	2.9	3.9	.00	-7.7	.422	49	22	0	0	0	1	
Mimosa Mirthmakers			2.8	5.83	4.65	41.4	14.7	10.2	4.0	3.3	.11	-219.2	.286	6203	2206	8	66	22	2	

30 Players	Tm	Lg	AVG	G	AB	R	H	2B	3B	HR	TB	RBI	SO	BB	ASB	SB	CS	SBP	GDP
Miller, D.	MI	TCBA	.312	129	504	59	157	29	5	4	208	67	39	22	29	18	11	62.1	4
Bronkie, H.	MI	TCBA	.264	36	87	16	23	0	0	0	23	8	9	16	11	8	3	72.7	3
Hoblitzell, D.	MI	TCBA	.262	154	588	69	154	23	8	0	193	94	44	41	37	32	5	86.5	11
Stephens, J.	MI	TCBA	.249	83	225	17	56	4	2	0	64	14	33	20	2	0	2	.0	3
McIntyre, M.	MI	TCBA	.244	96	320	40	78	11	4	0	97	32	37	34	8	5	3	62.5	8
Hardy, J.	MI	TCBA	.235	13	17	0	4	0	0	0	4	3	2	0	0	0	0	-	0
O'Leary, C.	MI	TCBA	.234	87	218	19	51	7	0	0	58	15	25	15	13	12	1	92.3	4
Egan, D.	MI	TCBA	.233	139	485	78	113	11	5	0	134	26	39	61	55	39	16	70.9	8
Schaefer, G.	MI	TCBA	.226	97	217	28	49	8	3	0	63	12	16	17	14	12	2	85.7	4
Lapp, J.	MI	TCBA	.225	100	275	21	62	5	6	0	79	32	35	32	0	0	0	-	2
Clarke, F.	MI	TCBA	.220	132	422	66	93	17	6	0	122	28	41	62	16	10	6	62.5	2
Birmingham, J.	MI	TCBA	.219	120	347	35	76	11	0	0	87	22	33	15	28	18	10	64.3	6
Smith, L.	MI	TCBA	.204	136	494	34	101	15	1	8	142	56	97	28	0	0	0	-	10
Walsh, J.	MI	TCBA	.204	102	245	20	50	5	2	4	71	27	27	28	5	1	4	20.0	3
Richie, L.	MI	TCBA	.195	45	41	4	8	3	1	0	13	4	10	4	0	0	0	-	0
Castle, J.	MI	TCBA	.190	64	174	9	33	0	0	0	33	10	6	1	9	8	1	88.9	2
Powell, J.	MI	TCBA	.156	25	45	8	7	0	0	0	7	3	6	1	0	0	0	-	2
Boyd, R.	MI	TCBA	.135	20	37	3	5	0	0	0	5	1	6	1	0	0	0	-	0
Kahler, G.	MI	TCBA	.125	26	32	0	4	0	0	0	4	0	4	0	0	0	0	-	0
Hartsel, T.	HH	TCBA	.125	7	16	3	2	0	0	0	2	0	3	2	1	1	0	100.0	0
Bemis, H.	MI	TCBA	.122	23	41	0	5	1	0	0	6	0	6	1	0	0	0	-	0
Curtis, C.	MI	TCBA	.097	41	72	3	7	1	0	0	8	3	20	1	0	0	0	-	2
Pelty, B.	MI	TCBA	.087	28	46	0	4	1	0	0	5	7	7	5	0	0	0	-	0
Reulbach, E.	MI	TCBA	.086	35	58	3	5	0	0	0	5	2	17	3	1	1	0	100.0	0
Anderson, W.	MI	TCBA	.071	10	14	0	1	0	0	0	1	1	0	0	0	0	0	-	0
Foster, E.	MI	TCBA	.064	36	78	2	5	1	0	0	6	5	18	5	0	0	0	-	1
Hall, M.	MI	TCBA	.000	18	12	0	0	0	0	0	0	1	2	0	0	0	0	-	0
Hinrichs, D.	MI	TCBA	.000	25	6	0	0	0	0	0	0	0	1	0	0	0	0	-	0
Walker, M.	MI	TCBA	.000	29	4	0	0	0	0	0	0	0	1	0	0	0	0	-	0
Hovlik, J.	MI	TCBA	.000	20	3	0	0	0	0	0	0	0	2	0	0	0	0	-	0
Mimosa Mirthmakers			.225	1876	5123	537	1153	153	43	16	1440	473	586	415	229	165	64	72.1	75

30 Players	Tm	Lg	AVG	OBP	SLG	OPS	ISO	SECA	TA	RCON	RC	RC/G	PA	IBB	HBP	SH	SF
Miller, D.	MI	TCBA	.312	.341	.413	.754	.101	.159	.691	8.6	70.5	5.1	537	1	2	6	3
Bronkie, H.	MI	TCBA	.264	.381	.264	.645	.000	.241	.686	.8	10.4	4.0	105	0	1	0	1
Hoblitzell, D.	MI	TCBA	.262	.309	.328	.637	.066	.182	.600	-3.9	64.6	3.7	648	2	4	3	12
Stephens, J.	MI	TCBA	.249	.316	.284	.600	.036	.116	.494	-8.0	20.6	3.1	250	3	2	3	0
McIntyre, M.	MI	TCBA	.244	.315	.303	.618	.059	.172	.538	-7.7	31.2	3.3	358	0	0	2	2
Hardy, J.	MI	TCBA	.235	.235	.235	.471	.000	.000	.308	-1.4	.9	2.0	17	0	0	0	0
O'Leary, C.	MI	TCBA	.234	.288	.266	.554	.032	.151	.506	-7.3	18.9	2.8	243	0	2	7	1
Egan, D.	MI	TCBA	.233	.320	.276	.596	.043	.216	.593	-11.9	48.3	3.1	570	0	1	23	0
Schaefer, G.	MI	TCBA	.226	.288	.290	.578	.065	.189	.540	-6.4	19.6	3.0	239	0	2	3	0
Lapp, J.	MI	TCBA	.225	.311	.287	.598	.062	.178	.530	-8.1	27.2	3.3	316	3	3	4	2
Clarke, F.	MI	TCBA	.220	.329	.289	.618	.069	.225	.596	-8.2	45.6	3.6	497	4	7	4	2
Birmingham, J.	MI	TCBA	.219	.257	.251	.508	.032	.098	.432	-23.4	22.1	2.0	372	1	4	3	3
Smith, L.	MI	TCBA	.204	.247	.287	.534	.083	.140	.424	-29.0	34.6	2.3	529	0	1	2	4
Walsh, J.	MI	TCBA	.204	.285	.290	.574	.086	.188	.495	-12.0	20.6	2.7	274	0	0	0	1
Richie, L.	MI	TCBA	.195	.267	.317	.584	.122	.220	.515	-1.7	3.9	3.0	47	0	0	2	0
Castle, J.	MI	TCBA	.190	.193	.190	.383	.000	.046	.292	-17.9	6.8	1.2	178	0	0	2	1
Powell, J.	MI	TCBA	.156	.174	.156	.329	.000	.022	.200	-6.0	1.1	.7	49	0	0	3	0
Boyd, R.	MI	TCBA	.135	.179	.135	.315	.000	.027	.219	-5.0	1.1	.9	40	0	1	1	0
Kahler, G.	MI	TCBA	.125	.125	.125	.250	.000	.000	.143	-5.2	.5	.5	33	0	0	1	0
Hartsel, T.	HH	TCBA	.125	.222	.125	.347	.000	.188	.357	-1.6	.7	1.3	18	0	0	0	0
Bemis, H.	MI	TCBA	.122	.143	.146	.289	.024	.049	.194	-6.0	.9	.7	43	0	0	1	0
Curtis, C.	MI	TCBA	.097	.110	.111	.221	.014	.028	.134	-12.4	.9	.3	80	0	0	7	0
Pelty, B.	MI	TCBA	.087	.189	.109	.297	.022	.130	.262	-6.3	1.8	1.0	61	0	1	8	1
Reulbach, E.	MI	TCBA	.086	.129	.086	.215	.000	.069	.170	-9.7	1.2	.5	69	0	0	7	1
Anderson, W.	MI	TCBA	.071	.071	.071	.143	.000	.000	.077	-2.8	.1	.2	15	0	0	1	0
Foster, E.	MI	TCBA	.064	.119	.077	.196	.013	.077	.149	-14.0	.9	.3	86	0	0	2	1
Hall, M.	MI	TCBA	.000	.000	.000	.000	.000	.000	.000	-3.0	.0	.0	13	0	0	0	1
Hinrichs, D.	MI	TCBA	.000	.000	.000	.000	.000	.000	.000	-1.5	.0	.0	6	0	0	0	0
Walker, M.	MI	TCBA	.000	.000	.000	.000	.000	.000	.000	-1.0	.0	.0	5	0	0	1	0
Hovlik, J.	MI	TCBA	.000	.000	.000	.000	.000	.000	.000	-.8	.0	.0	4	0	0	1	0
Mimosa Mirthmakers			.225	.285	.281	.566	.056	.157	.499	-212.7	437.1	2.8	5702	14	31	97	36

MOUNTAINEERS




TURIN

An aerial night photograph of a city, likely Seattle, with lights from buildings and streets reflecting on the water. The city is spread across a peninsula and into the surrounding area. The sky is dark with some light clouds.

Turin Mountaineers Draft Picks

1-Ray Fisher 2-Jack Ferry 3-John Kane 4-Red Kleinow 5-Charlie Pickett

**TURIN MOUNTAINEERS
OPENING DAY 1911
STARTING LINEUP**



- 1-Solly Hofman, CF**
- 2-Red Murray, RF**
- 3-Frank LaPorte, 3B**
- 4-Ham Hyatt, 1B**
- 5-John Hummel, 2B**
- 6-Bris Lord, LF**
- 7-Heinie Wagner, SS**
- 8-Red Kleinow, C**
- 9-Walter Johnson, P**

10 Pitchers	Tm	Lg	W	L	PCT	SV	ERA	G	GS	CG	SHO	QS	IP	H	R	ER	HR	SO	BB
Johnson, W.	TU	TCBA	33	6	.846	0	1.58	47	47	26	8	38	398.1	224	87	70	5	308	109
Young, C.	TU	TCBA	12	5	.706	2	2.01	36	22	10	4	15	179.0	144	64	40	0	54	38
Pickett, C.	TU	TCBA	2	0	1.000	0	2.31	16	0	0	0	0	11.2	13	5	3	0	4	3
Plank, E.	TU	TCBA	21	9	.700	2	2.39	39	32	15	3	21	267.1	211	85	71	3	120	79
Fisher, R.	TU	TCBA	3	0	1.000	1	2.45	29	1	0	0	0	51.1	48	25	14	0	21	15
Ferry, J.	TU	TCBA	4	7	.364	4	2.55	37	0	0	0	0	35.1	30	16	10	0	17	15
Rowan, J.	TU	TCBA	12	10	.545	0	2.60	41	32	10	1	16	224.2	197	91	65	0	106	92
Karger, E.	TU	TCBA	11	6	.647	1	2.78	40	11	7	1	5	139.1	116	59	43	4	66	54
Burns, B.	TU	TCBA	4	8	.333	2	4.02	42	8	3	1	2	87.1	95	48	39	2	29	26
Kleinow, R.	TU	TCBA	0	1	.000	0	5.56	3	1	1	0	1	11.1	16	8	7	0	3	5
Turin Mountaineers			102	52	.662	12	2.32	330	154	72	18	98	1405.2	1094	488	362	14	728	436

10 Pitchers	Tm	Lg	SUP/9	R/9	ERA	BF/9	BR/9	H/9	BB/9	SO/9	HR/9	ERPT	OBA	BF	BR	IBB	HB	WP	BK
Johnson, W.	TU	TCBA	4.4	1.97	1.58	34.8	7.5	5.1	2.2	7.0	.11	71.0	.163	1539	334	10	11	5	0
Young, C.	TU	TCBA	3.9	3.22	2.01	36.8	9.0	7.2	1.6	2.7	.00	23.4	.213	731	179	7	4	5	0
Pickett, C.	TU	TCBA	.0	3.86	2.31	39.3	11.6	10.0	1.5	3.1	.00	1.1	.277	51	15	1	0	0	0
Plank, E.	TU	TCBA	4.5	2.86	2.39	37.1	9.8	7.1	2.2	4.0	.10	23.6	.215	1102	292	13	15	2	0
Fisher, R.	TU	TCBA	.4	4.38	2.45	38.7	11.4	8.4	2.5	3.7	.00	4.2	.245	221	65	1	3	1	0
Ferry, J.	TU	TCBA	.0	4.08	2.55	39.2	11.2	7.6	2.5	4.3	.00	2.5	.238	154	44	5	4	0	0
Rowan, J.	TU	TCBA	4.8	3.65	2.60	38.5	11.7	7.9	3.6	4.2	.00	14.5	.235	961	291	3	5	1	1
Karger, E.	TU	TCBA	3.0	3.81	2.78	38.2	10.7	7.5	3.0	4.3	.26	6.3	.224	592	165	8	3	4	0
Burns, B.	TU	TCBA	1.8	4.95	4.02	40.0	12.6	9.8	2.1	3.0	.21	-8.1	.273	388	122	6	7	1	1
Kleinow, R.	TU	TCBA	1.6	6.35	5.56	43.7	18.3	12.7	4.0	2.4	.00	-3.0	.333	55	23	0	2	0	0
Turin Mountaineers			3.8	3.12	2.32	37.1	9.8	7.0	2.4	4.7	.09	135.6	.212	5794	1530	54	54	19	2

23 Players	Tm	Lg	AVG	G	AB	R	H	2B	3B	HR	TB	RBI	SO	BB	ASB	SB	CS	SBP	GDP
Burns, B.	TU	TCBA	.391	42	23	0	9	0	0	0	9	1	2	0	0	0	0	-	0
Hofman, S.	TU	TCBA	.316	141	465	92	147	23	14	1	201	53	33	75	53	38	15	71.7	5
McLean, L.	TU	TCBA	.295	132	376	49	111	7	6	1	133	54	28	33	6	5	1	83.3	10
Wagner, H.	TU	TCBA	.279	148	462	64	129	20	7	0	163	58	41	50	46	35	11	76.1	1
Karger, E.	TU	TCBA	.268	40	56	10	15	1	0	1	19	12	6	7	0	0	0	-	5
Lord, B.	TU	TCBA	.267	129	484	66	129	27	14	0	184	73	41	34	19	15	4	78.9	8
Hummel, J.	TU	TCBA	.259	152	588	85	152	26	15	3	217	68	74	53	38	26	12	68.4	8
LaPorte, F.	TU	TCBA	.254	118	401	59	102	16	2	2	128	63	50	44	34	24	10	70.6	10
Fisher, R.	TU	TCBA	.250	29	12	2	3	1	0	0	4	1	0	0	0	0	0	-	0
Hyatt, H.	TU	TCBA	.243	99	144	23	35	4	7	0	53	22	17	17	7	4	3	57.1	0
Murray, R.	TU	TCBA	.242	143	554	101	134	35	4	4	189	60	49	68	94	72	22	76.6	7
Lennox, E.	TU	TCBA	.235	104	358	36	84	15	2	4	115	57	33	24	8	7	1	87.5	5
Luderus, F.	TU	TCBA	.230	54	122	22	28	6	2	0	38	15	9	17	2	2	0	100.0	0
Heitmuller, H.	TU	TCBA	.211	100	227	20	48	5	3	0	59	23	45	15	10	8	2	80.0	2
Pio, P.	TU	TCBA	.204	119	333	23	68	8	3	2	88	32	67	17	0	0	0	-	4
Rowan, J.	TU	TCBA	.194	41	72	8	14	1	0	0	15	6	22	10	0	0	0	-	3
Kane, J.	TU	TCBA	.194	48	62	13	12	0	0	2	18	10	12	17	5	3	2	60.0	0
Kleinow, R.	TU	TCBA	.190	90	210	24	40	4	0	0	44	16	31	24	1	1	0	100.0	4
Ferry, J.	TU	TCBA	.174	37	23	0	4	3	0	0	7	0	5	1	0	0	0	-	0
Plank, E.	TU	TCBA	.173	39	81	9	14	4	0	0	18	7	15	4	0	0	0	-	1
Johnson, W.	TU	TCBA	.138	47	138	14	19	8	1	0	29	9	25	3	2	1	1	50.0	1
Young, C.	TU	TCBA	.078	36	51	5	4	1	1	0	7	3	7	6	0	0	0	-	1
Pickett, C.	TU	TCBA	.000	17	9	3	0	0	0	0	0	0	0	7	0	0	0	-	0
Turin Mountaineers			.248	1905	5251	728	1301	215	81	20	1738	643	612	526	325	241	84	74.2	75

23 Players	Tm	Lg	AVG	OBP	SLG	OPS	ISO	SECA	TA	RCON	RC	RC/G	PA	IBB	HBP	SH	SF
Burns, B.	TU	TCBA	.391	.391	.391	.783	.000	.000	.643	.6	3.6	6.1	25	0	0	2	0
Hofman, S.	TU	TCBA	.316	.411	.432	.844	.116	.327	.932	32.2	89.2	7.0	545	12	1	3	1
McLean, L.	TU	TCBA	.295	.348	.354	.702	.059	.157	.630	4.3	47.9	4.5	423	7	3	1	10
Wagner, H.	TU	TCBA	.279	.349	.353	.702	.074	.234	.728	8.2	64.5	4.9	528	5	3	7	6
Karger, E.	TU	TCBA	.268	.386	.339	.725	.071	.196	.674	1.9	7.4	4.0	72	0	5	2	2
Lord, B.	TU	TCBA	.267	.314	.380	.694	.114	.207	.638	1.3	59.4	4.2	533	0	1	10	4
Hummel, J.	TU	TCBA	.259	.322	.369	.691	.111	.224	.658	.4	72.6	4.1	664	1	4	14	5
LaPorte, F.	TU	TCBA	.254	.328	.319	.647	.065	.209	.621	-3.0	44.1	3.6	459	2	2	8	4
Fisher, R.	TU	TCBA	.250	.308	.333	.641	.083	.083	.556	-2	1.5	3.3	16	0	1	3	0
Hyatt, H.	TU	TCBA	.243	.335	.368	.703	.125	.250	.696	.5	19.5	4.5	169	2	4	2	2
Murray, R.	TU	TCBA	.242	.325	.341	.666	.099	.312	.737	6.0	68.9	4.1	634	1	2	5	4
Lennox, E.	TU	TCBA	.235	.279	.321	.600	.087	.170	.521	-10.5	34.0	3.1	396	0	0	9	5
Luderus, F.	TU	TCBA	.230	.317	.311	.628	.082	.238	.606	-1.3	14.4	3.9	144	0	0	2	3
Heitmuller, H.	TU	TCBA	.211	.260	.260	.520	.048	.141	.454	-12.8	17.4	2.4	257	1	1	11	3
Pio, P.	TU	TCBA	.204	.244	.264	.508	.060	.111	.394	-22.8	21.9	2.1	358	2	1	5	2
Rowan, J.	TU	TCBA	.194	.301	.208	.510	.014	.153	.426	-4.1	5.3	2.1	91	0	1	8	0
Kane, J.	TU	TCBA	.194	.367	.290	.657	.097	.387	.731	.2	8.5	4.1	83	0	0	4	0
Kleinow, R.	TU	TCBA	.190	.274	.210	.483	.019	.138	.397	-14.5	13.5	2.0	240	0	0	6	0
Ferry, J.	TU	TCBA	.174	.208	.304	.513	.130	.174	.421	-1.6	1.5	2.1	24	0	0	0	0
Plank, E.	TU	TCBA	.173	.221	.222	.443	.049	.099	.338	-7.3	4.8	1.6	101	0	1	15	0
Johnson, W.	TU	TCBA	.138	.168	.210	.378	.072	.094	.289	-16.4	5.5	1.1	161	0	2	18	0
Young, C.	TU	TCBA	.078	.175	.137	.313	.059	.176	.271	-7.0	1.8	.9	67	0	0	10	0
Pickett, C.	TU	TCBA	.000	.438	.000	.438	.000	.778	.778	.1	1.0	2.6	17	0	0	1	0
Turin Mountaineers			.248	.317	.331	.648	.083	.213	.617	-45.7	595.0	3.7	6007	33	32	146	51



M U L E S

© WILLIAMS & BIRD - BUFFALO, N.Y.





- 1-Roger Peckinpaugh
- 2-Art Phelan
- 3-Eddie Stack
- 4-Bob Unglaub

ELEVATOR CO.

Buffalo, N.Y.

Buffalo Mules Draft Picks

BUFFALO 1911 OPENING DAY STARTING LINEUP



- 1-Sherry Magee, CF
- 2-Ty Cobb, LF
- 3-Fred Merkle, 1B
- 4-F Beck, RF
- 5-Art Wilson, C
- 6-Chief Bender, P
- 7-Amby McConnell, 2B
- 8-George McBride, SS
- 9-Art Phelan, 3B

9 Pitchers	Tm	Lg	W	L	PCT	SV	ERA	G	GS	CG	SHO	QS	IP	H	R	ER	HR	SO	BB
Katon, N.	BU	TCBA	0	0	-	0	1.35	1	0	0	0	0	6.2	6	1	1	0	1	5
Bender, C.	BU	TCBA	23	5	.821	0	1.51	33	33	19	6	25	269.0	146	66	45	1	152	86
Powell, B.	BU	TCBA	6	3	.667	1	1.88	15	11	6	2	7	91.0	54	28	19	0	27	27
Collins, R.	BU	TCBA	18	11	.621	1	2.50	37	32	14	3	16	255.1	216	108	71	4	99	70
Brown, B.	BU	TCBA	16	17	.485	5	2.69	48	27	11	3	12	231.0	206	100	69	2	71	79
Frock, S.	BU	TCBA	11	10	.524	7	2.97	48	16	10	1	7	188.0	161	86	62	4	157	74
Stack, E.	BU	TCBA	7	8	.467	1	3.27	21	17	6	0	10	129.1	138	62	47	5	61	36
Raymond, B.	BU	TCBA	7	5	.583	3	4.05	30	11	4	1	4	122.1	144	75	55	0	76	49
Marquard, R.	BU	TCBA	3	4	.429	1	4.23	26	7	2	0	2	104.1	133	64	49	1	93	47
Buffalo Mules			91	63	.591	19	2.69	259	154	72	16	83	1397.0	1204	590	418	17	737	473

9 Pitchers	Tm	Lg	SUP/9	R/9	ERA	BF/9	BR/9	H/9	BB/9	SO/9	HR/9	ERPT	OBA	BF	BR	IBB	HB	WP	BK
Katon, N.	BU	TCBA	.0	1.35	1.35	39.1	14.8	8.1	6.8	1.4	.00	1.4	.250	29	11	0	0	0	0
Bender, C.	BU	TCBA	5.6	2.21	1.51	35.3	8.0	4.9	2.8	5.1	.03	50.2	.156	1056	239	1	8	4	1
Powell, B.	BU	TCBA	3.8	2.77	1.88	36.3	8.2	5.3	2.7	2.7	.00	13.2	.167	367	83	0	2	2	0
Collins, R.	BU	TCBA	3.9	3.81	2.50	37.6	10.4	7.6	2.5	3.5	.14	19.4	.223	1067	294	0	8	4	2
Brown, B.	BU	TCBA	3.3	3.90	2.69	37.8	11.3	8.0	3.1	2.8	.08	12.8	.238	969	291	0	6	4	0
Frock, S.	BU	TCBA	2.7	4.12	2.97	38.2	11.6	7.7	3.5	7.5	.19	4.5	.229	798	242	0	7	4	0
Stack, E.	BU	TCBA	3.6	4.31	3.27	38.9	12.3	9.6	2.5	4.2	.35	-1.2	.273	559	177	0	3	3	0
Raymond, B.	BU	TCBA	3.6	5.52	4.05	41.6	14.6	10.6	3.6	5.6	.00	-11.7	.287	566	198	0	5	0	0
Marquard, R.	BU	TCBA	2.3	5.52	4.23	41.8	15.8	11.5	4.1	8.0	.09	-12.1	.314	484	183	0	3	4	0
Buffalo Mules			3.8	3.80	2.69	38.0	11.1	7.8	3.0	4.7	.11	76.5	.229	5895	1718	1	42	25	3




24 Players	Tm	Lg	AVG	G	AB	R	H	2B	3B	HR	TB	RBI	SO	BB	ASB	SB	CS	SBP	GDP
Cobb, T.	BU	TCBA	.413	136	518	120	214	36	12	6	292	106	35	73	70	52	18	74.3	7
Peckinpough, R.	BU	TCBA	.368	15	19	4	7	0	0	0	7	1	1	1	2	2	0	100.0	1
Smith, S.	BU	TCBA	.357	18	28	4	10	0	0	0	10	7	3	7	0	0	0	-	0
Magee, S.	BU	TCBA	.342	148	523	120	179	32	13	0	237	82	32	97	55	40	15	72.7	4
Merkle, F.	BU	TCBA	.307	123	473	76	145	45	10	2	216	85	44	61	24	21	3	87.5	4
Stark, D.	BU	TCBA	.256	20	43	4	11	2	0	0	13	4	7	2	1	0	1	.0	0
Raymond, B.	BU	TCBA	.244	30	41	5	10	1	0	0	11	6	7	4	0	0	0	-	0
Beck, F.	BU	TCBA	.242	142	596	63	144	33	2	6	199	123	67	22	7	3	4	42.9	10
Katon, N.	BU	TCBA	.237	121	426	47	101	20	9	1	142	50	73	34	0	0	0	-	15
McConnell, A.	BU	TCBA	.236	43	144	19	34	3	2	0	41	9	14	13	8	5	3	62.5	1
Bender, C.	BU	TCBA	.212	35	104	21	22	2	3	0	30	12	13	4	0	0	0	-	2
Unglaub, B.	BU	TCBA	.207	95	299	31	62	11	2	0	77	28	37	12	13	9	4	69.2	8
McBride, G.	BU	TCBA	.190	143	510	43	97	22	0	0	119	55	84	68	8	6	2	75.0	5
Adams, B.			.189	25	90	7	17	0	0	0	17	5	10	2	0	0	0	-	3
Powell, B.	BU	TCBA	.188	15	32	4	6	1	0	0	7	1	8	1	0	0	0	-	2
Wilson, A.	BU	TCBA	.182	21	55	8	10	3	1	0	15	3	8	10	2	2	0	100.0	2
Phelan, A.	BU	TCBA	.181	129	458	72	83	0	0	0	83	29	67	69	25	18	7	72.0	12
Frock, S.	BU	TCBA	.176	48	68	7	12	0	0	0	12	2	19	2	0	0	0	-	2
Criger, L.	BU	TCBA	.176	113	381	37	67	9	0	0	76	22	55	58	0	0	0	-	12
Rath, M.	BU	TCBA	.149	72	194	22	29	8	0	0	37	17	26	40	1	0	1	.0	3
Brown, B.	BU	TCBA	.127	48	79	5	10	0	0	2	16	5	28	3	0	0	0	-	0
Collins, R.	BU	TCBA	.092	37	87	4	8	0	0	0	8	2	6	4	0	0	0	-	4
Marquard, R.	BU	TCBA	.050	26	40	2	2	0	0	0	2	1	13	0	0	0	0	-	0
Stack, E.	BU	TCBA	.040	21	50	1	2	0	0	0	2	0	16	1	0	0	0	-	3
Buffalo Mules			.244	1624	5258	726	1282	228	54	17	1669	655	673	588	216	158	58	73.1	100

Buffalo Mules			.244	1624	5258	726	1282	228	54	17	1669	655	673	588	216	158	58	73.1	10
24 Players	Tm	Lg	AVG	OBP	SLG	OPS	ISO	SECA	TA	RCON	RC	RC/G	PA	IBB	HBP	SH	SF		
Cobb, T.	BU	TCBA	.413	.481	.564	1.045	.151	.357	1.274	76.6	149.2	11.5	613	10	2	12	8		
Peckinpaugh, R.	BU	TCBA	.368	.409	.368	.778	.000	.158	.846	1.5	3.3	6.4	22	0	1	0	1		
Smith, S.	BU	TCBA	.357	.447	.357	.805	.000	.250	.944	2.4	5.9	7.5	38	1	0	0	3		
Magee, S.	BU	TCBA	.342	.461	.453	.914	.111	.344	1.091	56.8	125.1	8.8	662	9	22	16	4		
Merkle, F.	BU	TCBA	.307	.387	.457	.844	.150	.317	.901	33.4	91.4	7.1	550	9	4	8	4		
Stark, D.	BU	TCBA	.256	.289	.302	.591	.047	.070	.455	-2.2	3.6	2.9	45	0	0	0	0		
Raymond, B.	BU	TCBA	.244	.311	.268	.579	.024	.122	.484	-1.5	3.9	3.2	47	0	0	2	0		
Beck, F.	BU	TCBA	.242	.271	.334	.605	.092	.128	.494	-21.0	52.9	3.0	636	5	6	2	10		
Katon, N.	BU	TCBA	.237	.296	.333	.629	.096	.176	.526	-9.8	40.6	3.2	469	0	3	2	4		
McConnell, A.	BU	TCBA	.236	.319	.285	.604	.049	.153	.570	-3.8	14.9	3.4	167	0	6	1	3		
Bender, C.	BU	TCBA	.212	.278	.288	.567	.077	.115	.476	-4.7	8.9	2.7	119	0	6	4	1		
Unglaub, B.	BU	TCBA	.207	.241	.258	.498	.050	.107	.402	-20.9	17.9	1.9	323	0	2	6	3		
McBride, G.	BU	TCBA	.190	.289	.233	.522	.043	.184	.471	-26.5	40.5	2.5	601	4	5	12	6		
Adams, B.			.189	.204	.189	.393	.000	.022	.250	-9.8	3.1	1.1	93	0	0	0	1		
Powell, B.	BU	TCBA	.188	.212	.219	.431	.031	.063	.286	-3.1	1.1	1.1	34	0	0	1	0		
Wilson, A.	BU	TCBA	.182	.328	.273	.601	.091	.309	.617	-5	5.5	3.2	67	3	2	0	0		
Phelan, A.	BU	TCBA	.181	.290	.181	.471	.000	.175	.439	-30.6	29.5	2.0	543	0	3	8	5		
Frock, S.	BU	TCBA	.176	.200	.176	.376	.000	.029	.241	-7.8	2.3	1.0	72	0	0	2	0		
Criger, L.	BU	TCBA	.176	.285	.199	.485	.024	.176	.417	-24.8	24.2	2.0	447	3	2	2	4		
Rath, M.	BU	TCBA	.149	.294	.191	.485	.041	.242	.462	-12.3	14.1	2.1	244	1	1	6	3		
Brown, B.	BU	TCBA	.127	.157	.203	.359	.076	.114	.275	-9.8	2.9	1.1	86	0	0	3	1		
Collins, R.	BU	TCBA	.092	.141	.092	.233	.000	.046	.157	-14.4	1.1	.3	97	0	1	5	0		
Marquard, R.	BU	TCBA	.050	.050	.050	.100	.000	.000	.053	-8.6	.1	.1	41	0	0	1	0		
Stack, E.	BU	TCBA	.040	.059	.040	.099	.000	.020	.059	-10.8	.0	.0	51	0	0	0	0		
Buffalo Mules			.244	.324	.317	.642	.074	.204	.600	-52.1	583.2	3.7	6067	45	66	93	61		



PEOPLE LOVE LONDON



🇨🇦 LONDON ONTARIO CANADA 🇨🇦





London Tecumsehs Draft Picks

1-Fred Blanding 2-Jay Kirke 2a-Otto Miller 3-Marty McHale
4-Hap Meyers 5-Jock Somerlott 6-Walt Dickson 7-Billy Kelly
8-Hugh Bradley XFA-Ed Hearn, Claud Derrick, Patsy Flaherty,
Mike Konnick, Walt Doane, Mike Simon

BASEBALL CHAMPIONS 1877

London Tecumsehs Opening Day Starting Lineup 1911

- 1-Eddie Grant, 3B
- 2-Joe Jackson, LF
- 3-Wilbur Good, RF
- 4-George Gibson, C
- 5-Mickey Doolan, SS
- 6-Danny Hoffman, CF
- 7-Al Burch, 1B
- 8-Ed Hebscher, 2B
- 9-Nap Rucker, P



16 Pitchers	Tm	Lg	W	L	PCT	SV	ERA	G	GS	CG	SHO	QS	IP	H	R	ER	HR	SO	BB
Walker, D.	SO	TCBA	0	0	-	0	.00	2	0	0	0	0	2.1	1	0	0	0	2	1
Dickson, W.	LT	TCBA	0	0	-	2	.79	8	0	0	0	0	11.1	11	1	1	1	4	0
Smith, F.	LT	TCBA	12	8	.600	1	2.16	28	23	12	4	18	183.1	132	51	44	0	59	49
Rucker, N.	LT	TCBA	16	18	.471	0	2.29	45	35	13	3	20	295.1	233	115	75	4	145	77
Willett, E.	LT	TCBA	11	12	.478	4	2.32	32	19	10	4	11	162.2	126	54	42	0	43	64
Flaherty, P.	LT	TCBA	1	0	1.000	0	2.45	4	0	0	0	0	3.2	5	1	1	0	3	0
Falkenberg, C.	LT	TCBA	3	5	.375	0	2.46	19	9	4	0	3	84.0	69	34	23	0	31	26
Mitchell, R.	LT	TCBA	2	2	.500	0	2.78	7	7	1	0	5	55.0	44	20	17	0	24	20
Lake, J.	LT	TCBA	12	15	.444	1	3.16	32	24	12	1	10	210.2	200	109	74	1	109	80
McHale, M.	LT	TCBA	0	0	-	0	3.60	8	0	0	0	0	10.0	11	4	4	0	9	8
Mattern, A.	LT	TCBA	5	14	.263	3	3.64	33	18	5	0	10	151.0	150	82	61	3	46	53
Quinn, J.	SO	TCBA	2	5	.286	0	3.79	7	7	4	0	3	59.1	64	31	25	0	12	15
Blanding, F.	LT	TCBA	1	3	.250	0	3.98	23	5	1	0	1	52.0	55	38	23	2	23	28
Hebscher, E.	LT	TCBA	0	0	-	0	5.40	1	0	0	0	0	5.0	6	4	3	1	1	0
Bailey, B.	LT	TCBA	4	2	.667	0	5.55	25	7	2	0	4	73.0	81	53	45	3	43	36
Doane, W.	LT	TCBA	1	0	1.000	0	6.21	19	0	0	0	0	29.0	52	29	20	0	15	11
London Tecumsehs			70	84	.455	11	2.97	293	154	64	12	85	1387.2	1240	626	458	15	569	468

16 Pitchers	Tm	Lg	SUP/9	R/9	ERA	BF/9	BR/9	H/9	BB/9	SO/9	HR/9	ERPT	OBA	BF	BR	IBB	HB	WP	BK
Walker, D.	SO	TCBA	.0	.00	.00	30.9	7.7	3.9	3.9	7.7	.00	.8	.143	8	2	0	0	0	0
Dickson, W.	LT	TCBA	.0	.79	.79	35.7	8.7	8.7	.0	3.2	.79	3.0	.244	45	11	0	0	0	0
Smith, F.	LT	TCBA	3.7	2.50	2.16	35.5	8.9	6.5	2.3	2.9	.00	20.9	.201	723	181	3	3	0	0
Rucker, N.	LT	TCBA	3.1	3.50	2.29	37.0	9.8	7.1	2.2	4.4	.12	29.5	.214	1215	320	4	14	2	0
Willett, E.	LT	TCBA	3.7	2.99	2.32	37.2	10.5	7.0	3.3	2.4	.00	15.6	.214	673	190	5	5	1	0
Flaherty, P.	LT	TCBA	.0	2.45	2.45	39.3	12.3	12.3	.0	7.4	.00	.3	.333	16	5	0	0	0	0
Falkenberg, C.	LT	TCBA	3.6	3.64	2.46	37.8	10.3	7.4	2.7	3.3	.00	6.7	.218	353	96	1	2	3	0
Mitchell, R.	LT	TCBA	2.6	3.27	2.78	37.3	10.8	7.2	3.3	3.9	.00	2.5	.219	228	66	0	2	0	0
Lake, J.	LT	TCBA	3.2	4.66	3.16	39.6	12.3	8.5	3.3	4.7	.04	.6	.247	927	288	2	10	1	1
McHale, M.	LT	TCBA	.0	3.60	3.60	42.3	17.1	9.9	7.2	8.1	.00	-.5	.297	47	19	0	0	1	0
Mattern, A.	LT	TCBA	1.8	4.89	3.64	39.0	12.3	8.9	3.0	2.7	.18	-7.5	.264	655	207	2	6	2	0
Quinn, J.	SO	TCBA	3.6	4.70	3.79	38.4	11.8	9.7	2.1	1.8	.00	-4.0	.277	253	78	1	0	0	0
Blanding, F.	LT	TCBA	2.9	6.58	3.98	42.2	15.2	9.5	4.7	4.0	.35	-4.6	.275	244	88	1	6	2	0
Hebscher, E.	LT	TCBA	.0	7.20	5.40	41.4	10.8	10.8	.0	1.8	1.80	-1.2	.261	23	6	0	0	0	0
Bailey, B.	LT	TCBA	5.3	6.53	5.55	41.1	14.5	10.0	4.4	5.3	.37	-19.2	.281	333	118	0	1	3	0
Doane, W.	LT	TCBA	.0	9.00	6.21	47.8	19.9	16.1	3.4	4.7	.00	-9.7	.374	154	64	0	1	0	0
London Tecumsehs			3.1	4.06	2.97	38.2	11.3	8.0	2.9	3.7	.10	33.2	.238	5897	1739	19	50	15	1

39 Players	Tm	Lg	AVG	G	AB	R	H	2B	3B	HR	TB	RBI	SO	BB	ASB	SB	CS	SBP	GDP
Flaherty, P.	LT	TCBA	1.000	4	1	0	1	0	0	0	1	1	0	0	0	0	0	-	0
Dickson, W.	LT	TCBA	.500	8	2	0	1	0	0	0	1	0	0	0	0	0	0	-	0
Good, W.	LT	TCBA	.412	25	97	10	40	8	3	0	54	19	13	7	5	1	4	20.0	2
Simon, M.	LT	TCBA	.375	14	16	3	6	0	0	0	6	5	0	4	0	0	0	-	0
Jackson, J.	LT	TCBA	.345	23	87	15	30	6	3	0	42	15	10	10	3	2	1	66.7	2
Bailey, B.	LT	TCBA	.333	25	15	4	5	0	0	0	5	0	5	3	0	0	0	-	0
Grant, E.	LT	TCBA	.291	149	632	82	184	21	8	0	221	56	78	41	41	33	8	80.5	7
Myers, H.	LT	TCBA	.286	4	7	1	2	0	0	0	2	2	0	0	0	0	0	-	0
Gibson, G.	LT	TCBA	.282	135	503	57	142	26	7	4	194	71	30	46	18	7	11	38.9	9
Lake, J.	LT	TCBA	.275	32	80	9	22	1	1	0	25	6	9	4	0	0	0	-	0
Hoffman, D.	LT	TCBA	.264	113	413	47	109	15	6	0	136	52	56	36	23	18	5	78.3	5
Falkenberg, C.	LT	TCBA	.259	19	27	4	7	1	0	0	8	4	4	1	1	1	0	100.0	0
Mitchell, R.	LT	TCBA	.250	7	16	1	4	2	0	0	6	1	1	0	0	0	0	-	0
Somerlott, J.	LT	TCBA	.247	78	166	15	41	0	0	0	41	21	25	13	5	3	2	60.0	0
Hebscher, E.	LT	TCBA	.232	128	413	32	96	12	2	6	130	44	93	28	0	0	0	-	10
Davidson, B.	LT	TCBA	.232	139	496	58	115	10	6	0	137	43	54	20	39	27	12	69.2	4
Graney, J.	LT	TCBA	.225	128	457	62	103	18	10	0	141	47	59	53	22	18	4	81.8	8
McKechnie, B.	LT	TCBA	.214	132	384	39	82	4	4	0	94	23	54	34	8	7	1	87.5	8
Abbott, O.	LT	TCBA	.208	56	144	13	30	4	1	0	36	13	43	15	8	7	1	87.5	5
Downey, T.	LT	TCBA	.206	91	282	33	58	8	0	1	69	24	22	31	7	4	3	57.1	8
Bradley, H.	LT	TCBA	.203	56	64	9	13	8	1	0	23	8	7	6	10	7	3	70.0	0
Burch, A.	LT	TCBA	.201	106	384	36	77	12	1	0	91	34	31	27	17	12	5	70.6	8
Willett, E.	LT	TCBA	.190	32	42	8	8	2	1	0	12	2	3	6	0	0	0	-	1
Doolan, M.	SO	TCBA	.167	34	138	10	23	5	0	0	28	10	10	6	3	2	1	66.7	2
Clarke, N.	LT	TCBA	.164	29	55	6	9	2	0	0	11	4	12	5	0	0	0	-	0
Smith, F.	LT	TCBA	.150	28	40	5	6	1	0	0	7	5	5	13	0	0	0	-	1
Doane, W.	LT	TCBA	.143	19	14	2	2	2	0	0	4	0	3	1	0	0	0	-	0
Rucker, N.	LT	TCBA	.141	45	85	6	12	3	0	0	15	4	16	3	0	0	0	-	4
Kirke, J.	LT	TCBA	.139	51	101	14	14	3	0	0	17	8	23	6	10	6	4	60.0	0
Quinn, J.	SO	TCBA	.136	7	22	1	3	0	0	0	3	0	4	3	0	0	0	-	0
Mattern, A.	LT	TCBA	.128	33	39	2	5	0	0	0	5	2	11	1	0	0	0	-	1
Blanding, F.	LT	TCBA	.100	23	10	0	1	1	0	0	2	0	3	0	0	0	0	-	0
Miller, O.	LT	TCBA	.032	12	31	1	1	0	0	0	1	0	9	1	0	0	0	-	2
Konnick, M.	LT	TCBA	.000	8	6	0	0	0	0	0	0	1	1	2	0	0	0	-	1
Derrick, C.	LT	TCBA	.000	4	5	0	0	0	0	0	0	0	0	0	0	0	0	-	2
Kelly, B.	LT	TCBA	.000	4	3	0	0	0	0	0	0	0	1	1	0	0	0	-	0
Hearn, E.	LT	TCBA	.000	3	2	0	0	0	0	0	0	0	0	0	0	0	0	-	0
McHale, M.	LT	TCBA	.000	8	1	0	0	0	0	0	0	0	0	0	0	0	0	-	0
Walker, D.	SO	TCBA	-	2	0	0	0	0	0	0	0	0	0	0	0	0	0	-	0
London Tecumsehs			.237	1814	5280	585	1252	175	54	11	1568	525	695	427	220	155	65	70.5	90

39 Players	Tm	Lg	AVG	OBP	SLG	OPS	ISO	SECA	TA	RCON	RC	RC/G	PA	IBB	HBP	SH	SF
Flaherty, P.	LT	TCBA	1.000	1.000	1.000	2.000	.000	.000	-	.5	1.0	-	1	0	0	0	0
Dickson, W.	LT	TCBA	.500	.500	.500	1.000	.000	.000	1.000	.2	.5	13.5	2	0	0	0	0
Good, W.	LT	TCBA	.412	.448	.557	1.004	.144	.186	.984	8.8	22.0	9.3	105	2	0	0	1
Simon, M.	LT	TCBA	.375	.524	.375	.899	.000	.250	1.100	1.9	3.9	9.6	22	0	1	1	0
Jackson, J.	LT	TCBA	.345	.412	.483	.895	.138	.264	.900	6.6	17.1	7.7	97	3	0	0	0
Bailey, B.	LT	TCBA	.333	.444	.333	.778	.000	.200	.800	.8	2.8	5.8	21	0	0	3	0
Grant, E.	LT	TCBA	.291	.333	.350	.683	.059	.163	.639	3.2	78.3	4.5	683	1	1	4	5
Myers, H.	LT	TCBA	.286	.286	.286	.571	.000	.000	.400	-.3	.6	3.1	7	0	0	0	0
Gibson, G.	LT	TCBA	.282	.348	.386	.733	.103	.187	.667	4.6	66.7	4.6	565	3	7	4	5
Lake, J.	LT	TCBA	.275	.310	.313	.622	.037	.087	.500	-2.2	8.1	3.8	84	0	0	0	0
Hoffman, D.	LT	TCBA	.264	.330	.329	.659	.065	.184	.624	-1.1	48.5	4.1	460	2	6	2	3
Falkenberg, C.	LT	TCBA	.259	.310	.296	.607	.037	.111	.550	-.5	3.0	3.5	32	0	1	3	0
Mitchell, R.	LT	TCBA	.250	.250	.375	.625	.125	.125	.500	-.5	1.5	3.2	17	0	0	1	0
Somerlott, J.	LT	TCBA	.247	.304	.247	.551	.000	.084	.465	-7.7	14.2	2.9	185	0	2	1	3
Hebscher, E.	LT	TCBA	.232	.279	.315	.594	.082	.150	.483	-15.0	35.6	2.9	444	0	0	0	3
Davidson, B.	LT	TCBA	.232	.263	.276	.539	.044	.115	.474	-26.8	38.0	2.5	537	1	4	8	9
Graney, J.	LT	TCBA	.225	.304	.309	.613	.083	.230	.582	-8.6	47.0	3.4	520	2	1	4	5
McKechnie, B.	LT	TCBA	.214	.279	.245	.523	.031	.135	.437	-21.1	28.0	2.4	429	3	1	9	1
Abbott, O.	LT	TCBA	.208	.287	.250	.537	.042	.188	.492	-6.0	11.2	2.4	164	0	1	4	0
Downey, T.	LT	TCBA	.206	.286	.245	.530	.039	.152	.447	-15.7	20.0	2.2	319	5	1	4	1
Bradley, H.	LT	TCBA	.203	.282	.359	.641	.156	.313	.685	-.9	6.7	3.3	72	2	1	1	0
Burch, A.	LT	TCBA	.201	.254	.237	.491	.036	.125	.412	-26.5	24.1	2.0	422	0	2	5	4
Willett, E.	LT	TCBA	.190	.346	.286	.632	.095	.238	.629	-.3	5.1	3.5	57	0	4	5	0
Doolan, M.	SO	TCBA	.167	.211	.203	.414	.036	.087	.322	-13.8	6.1	1.4	148	0	2	1	1
Clarke, N.	LT	TCBA	.164	.246	.200	.446	.036	.127	.370	-4.7	3.2	1.8	62	0	1	1	0
Smith, F.	LT	TCBA	.150	.373	.175	.548	.025	.350	.657	-.1	5.4	3.1	68	0	3	9	3
Doane, W.	LT	TCBA	.143	.200	.286	.486	.143	.214	.417	-1.1	.9	1.9	16	0	0	1	0
Rucker, N.	LT	TCBA	.141	.170	.176	.347	.035	.071	.234	-10.7	2.5	.7	102	0	0	14	0
Kirke, J.	LT	TCBA	.139	.191	.168	.359	.030	.109	.330	-12.6	3.7	1.0	113	0	1	3	2
Quinn, J.	SO	TCBA	.136	.240	.136	.376	.000	.136	.316	-2.4	.9	1.3	25	0	0	0	0
Mattern, A.	LT	TCBA	.128	.171	.128	.299	.000	.026	.200	-5.5	1.0	.7	45	0	1	4	0
Blanding, F.	LT	TCBA	.100	.100	.200	.300	.100	.100	.222	-1.4	.2	.6	11	0	0	1	0
Miller, O.	LT	TCBA	.032	.063	.032	.095	.000	.032	.063	-6.7	.0	.0	32	0	0	0	0
Konnick, M.	LT	TCBA	.000	.250	.000	.250	.000	.333	.286	-.8	.1	.3	8	0	0	0	0
Derrick, C.	LT	TCBA	.000	.000	.000	.000	.000	.000	.000	-1.3	-.0	-.0	5	0	0	0	0
Kelly, B.	LT	TCBA	.000	.250	.000	.250	.000	.333	.333	-.4	.1	.6	4	0	0	0	0
Hearn, E.	LT	TCBA	.000	.000	.000	.000	.000	.000	.000	-.5	.0	.0	2	0	0	0	0
McHale, M.	LT	TCBA	.000	.000	.000	.000	.000	.000	.000	-.3	.0	.0	1	0	0	0	0
Walker, D.	SO	TCBA	-	-	-	-	-	-	-	.0	-	-	0	0	0	0	0
London Tecumsehs			.237	.297	.297	.594	.060	.158	.524	-169.1	488.2	3.0	5887	24	41	93	46

WRETFORD

PROFITABILITY

WRETFORD



HIGHLANDERS



Hereford Highlanders Draft Picks

2-John Henry 3-John Flynn 4-Hack Simmons
5-Lou Schettler 6-Specs Harkness
7-Elmer Zacher 8-Harry Fanwell




Lobert, 3b Cincinnati Nat'l.



FLETCHER, N. Y. NAT'L



PASKERT, CINCINNATI




FORD, NEW YORK AMER.




EVERS, CHICAGO NAT'L



BILL RARIDEN
C.—New York Nationals
136



CREE, N. Y. AMER.



- 1-Dode Paskert, CF
- 2-Johnny Evers, 2B
- 3-Birdie Cree, RF
- 4-Hans Lobert, 3B
- 5-Doc Lyon, 1B
- 6-Bill Rariden, C
- 7-Hack Simmons, LF
- 8-Art Fletcher, SS
- 9-Russ Ford, P

**Starting Lineup
Opening Day 1911
Hereford
Highlanders**

10 Pitchers	Tm	Lg	W	L	PCT	SV	ERA	G	GS	CG	SHO	QS	IP	H	R	ER	HR	SO	BB
Fanwell, H.	HH	TCBA	0	0	-	1	1.59	12	0	0	0	0	17.0	19	6	3	0	9	3
Ford, R.	HH	TCBA	21	12	.636	3	1.68	41	34	30	1	25	311.1	166	93	58	2	171	87
Ames, R.	HH	TCBA	10	13	.435	0	2.78	34	24	14	1	13	210.1	160	93	65	1	103	80
Moore, E.	HH	TCBA	11	26	.297	0	3.06	41	35	20	1	16	288.0	222	143	98	2	227	124
Hall, S.	HH	TCBA	10	17	.370	0	3.36	29	25	11	1	9	200.2	175	114	75	6	79	78
Lush, J.	HH	TCBA	7	11	.389	0	4.03	29	22	7	0	6	194.1	221	118	87	3	56	69
Schettler, L.	HH	TCBA	0	12	.000	2	4.24	22	11	3	0	5	87.0	98	63	41	1	58	44
Wilhelm, K.	HH	TCBA	0	1	.000	0	5.51	8	0	0	0	0	16.1	16	13	10	0	7	5
Graham, B.	HH	TCBA	0	0	-	0	5.68	10	0	0	0	0	31.2	48	24	20	1	13	14
Harkness, S.	HH	TCBA	1	2	.333	0	7.32	8	3	0	0	1	19.2	27	19	16	0	10	7
Hereford Highlanders			60	94	.390	6	3.09	234	154	85	4	75	1376.1	1152	686	473	16	733	511

10 Pitchers	Tm	Lg	SUP/9	R/9	ERA	BF/9	BR/9	H/9	BB/9	SO/9	HR/9	ERPT	OBA	BF	BR	IBB	HB	WP	BK
Fanwell, H.	HH	TCBA	.0	3.18	1.59	38.1	11.1	10.1	1.1	4.8	.00	3.0	.275	72	21	1	0	1	0
Ford, R.	HH	TCBA	3.6	2.69	1.68	35.4	7.6	4.8	2.4	4.9	.06	52.2	.154	1223	263	3	13	1	0
Ames, R.	HH	TCBA	2.9	3.98	2.78	37.8	10.4	6.8	3.2	4.4	.04	9.5	.208	884	242	5	7	2	0
Moore, E.	HH	TCBA	3.3	4.47	3.06	39.0	11.2	6.9	3.7	7.1	.06	3.9	.207	1247	357	5	16	4	0
Hall, S.	HH	TCBA	3.1	5.11	3.36	39.2	11.5	7.8	3.3	3.5	.27	-4.0	.231	874	256	4	7	4	0
Lush, J.	HH	TCBA	4.0	5.46	4.03	40.9	13.8	10.2	3.0	2.6	.14	-18.2	.284	883	299	4	13	4	0
Schettler, L.	HH	TCBA	1.4	6.52	4.24	41.5	14.4	10.1	3.9	6.0	.10	-10.2	.291	401	139	6	3	1	0
Wilhelm, K.	HH	TCBA	.0	7.16	5.51	39.1	12.1	8.8	2.8	3.9	.00	-4.2	.250	71	22	0	1	0	0
Graham, B.	HH	TCBA	.0	6.82	5.68	44.1	17.6	13.6	4.0	3.7	.28	-8.8	.345	155	62	0	0	1	0
Harkness, S.	HH	TCBA	.5	8.69	7.32	41.6	16.0	12.4	3.2	4.6	.00	-9.0	.338	91	35	0	1	0	0
Hereford Highlanders			3.1	4.49	3.09	38.6	11.1	7.5	3.2	4.8	.10	14.2	.224	5901	1696	28	61	18	0

28 Players	Tm	Lg	AVG	G	AB	R	H	2B	3B	HR	TB	RBI	SO	BB	ASB	SB	CS	SBP	GDP
Wilhelm, K.	HH	TCBA	.333	8	3	0	1	1	0	0	2	0	0	1	0	0	0	-	1
Lobert, H.	HH	TCBA	.317	58	221	27	70	7	3	1	86	31	5	16	33	24	9	72.7	2
Paskert, D.	HH	TCBA	.293	124	488	68	143	23	2	3	179	57	55	55	41	31	10	75.6	4
McInnis, S.	HH	TCBA	.289	36	83	13	24	4	7	0	42	17	10	8	3	2	1	66.7	1
Phelps, E.	HH	TCBA	.280	88	271	28	76	7	1	0	85	26	27	33	8	3	5	37.5	3
Lush, J.	HH	TCBA	.278	31	72	7	20	0	4	0	28	8	8	2	2	2	0	100.0	0
Rariden, B.	HH	TCBA	.261	33	111	7	29	7	3	0	42	7	15	11	0	0	0	-	4
Moran, P.	HH	TCBA	.259	50	166	18	43	7	2	0	54	22	12	11	4	3	1	75.0	2
Moore, E.	HH	TCBA	.257	41	101	9	26	3	3	0	35	7	25	3	0	0	0	-	2
Engle, C.	HH	TCBA	.253	112	396	37	100	17	7	3	140	35	30	27	14	11	3	78.6	11
Ford, R.	HH	TCBA	.252	41	103	9	26	2	4	0	36	13	17	10	4	2	2	50.0	0
Cree, B.	HH	TCBA	.235	121	480	61	113	20	13	2	165	48	47	35	34	27	7	79.4	5
Simmons, H.	HH	TCBA	.227	63	203	15	46	3	1	0	51	16	23	13	2	2	0	100.0	3
Flynn, J.	HH	TCBA	.225	91	324	35	73	9	1	2	90	55	28	31	10	8	2	80.0	4
Evers, J.	HH	TCBA	.221	109	398	71	88	8	8	0	112	29	18	82	22	16	6	72.7	5
Lyon, D.	HH	TCBA	.219	146	557	33	122	18	5	4	162	55	102	40	0	0	0	-	25
Hartsel, T.	HH	TCBA	.208	93	259	38	54	12	4	0	74	26	42	55	10	7	3	70.0	6
Fletcher, A.	HH	TCBA	.194	129	449	31	87	4	1	0	93	23	20	14	28	19	9	67.9	6
Hall, S.	HH	TCBA	.191	30	68	12	13	3	0	0	16	7	9	3	2	2	0	100.0	1
Henry, J.	HH	TCBA	.171	11	35	2	6	0	2	0	10	2	3	1	1	1	0	100.0	4
Getz, G.	HH	TCBA	.167	60	186	11	31	1	1	0	34	8	22	13	0	0	0	-	1
Ames, R.	HH	TCBA	.143	34	70	5	10	3	0	0	13	1	25	3	0	0	0	-	3
Zacher, E.	HH	TCBA	.139	39	108	6	15	1	1	0	18	6	15	14	3	2	1	66.7	1
Schettler, L.	HH	TCBA	.087	22	23	1	2	0	0	0	2	0	8	1	1	0	1	.0	1
Lumley, H.	HH	TCBA	.000	7	11	1	0	0	0	0	0	0	1	3	0	0	0	-	0
Graham, B.	HH	TCBA	.000	10	13	0	0	0	0	0	0	0	2	0	0	0	0	-	0
Harkness, S.	HH	TCBA	.000	8	3	0	0	0	0	0	0	0	1	0	0	0	0	-	0
Fanwell, H.	HH	TCBA	.000	12	1	0	0	0	0	0	0	0	0	1	0	0	0	-	0
Hereford Highlanders			.234	1607	5203	545	1218	160	73	15	1569	499	570	486	222	162	60	73.0	95

28 Players	Tm	Lg	AVG	OBP	SLG	OPS	ISO	SECA	TA	RCON	RC	RC/G	PA	IBB	HBP	SH	SF
Wilhelm, K.	HH	TCBA	.333	.500	.667	1.167	.333	.667	1.000	.6	.6	5.1	4	0	0	0	0
Lobert, H.	HH	TCBA	.317	.362	.389	.752	.072	.213	.784	6.9	33.0	5.3	245	0	1	5	2
Paskert, D.	HH	TCBA	.293	.363	.367	.730	.074	.230	.744	13.4	71.9	5.3	555	2	2	4	6
McInnis, S.	HH	TCBA	.289	.358	.506	.864	.217	.325	.885	4.9	15.6	6.7	95	1	2	0	2
Phelps, E.	HH	TCBA	.280	.355	.314	.668	.033	.148	.601	-1.7	32.4	4.2	312	0	1	2	5
Lush, J.	HH	TCBA	.278	.293	.389	.682	.111	.167	.615	-.3	8.9	4.4	77	0	0	2	1
Rariden, B.	HH	TCBA	.261	.333	.378	.712	.117	.216	.628	.9	13.6	4.2	124	0	1	1	0
Moran, P.	HH	TCBA	.259	.302	.325	.627	.066	.145	.540	-3.5	17.0	3.5	181	0	0	2	2
Moore, E.	HH	TCBA	.257	.279	.347	.625	.089	.119	.494	-3.1	9.6	3.1	111	0	0	7	0
Engle, C.	HH	TCBA	.253	.298	.354	.652	.101	.189	.574	-5.1	41.1	3.5	432	0	0	5	3
Ford, R.	HH	TCBA	.252	.336	.350	.686	.097	.194	.646	-.7	13.0	4.3	118	0	3	2	0
Cree, B.	HH	TCBA	.235	.295	.344	.639	.108	.223	.617	-6.0	52.3	3.6	530	1	7	5	3
Simmons, H.	HH	TCBA	.227	.293	.251	.545	.025	.099	.456	-9.3	16.5	2.7	228	0	7	3	2
Flynn, J.	HH	TCBA	.225	.285	.278	.563	.052	.167	.502	-12.2	29.1	2.9	370	0	0	5	10
Evers, J.	HH	TCBA	.221	.356	.281	.637	.060	.291	.664	-.6	48.4	4.0	491	0	3	5	3
Lyon, D.	HH	TCBA	.219	.269	.291	.560	.072	.144	.439	-26.8	39.8	2.3	602	0	0	0	5
Hartsel, T.	HH	TCBA	.208	.346	.286	.632	.077	.305	.636	-1.6	29.6	3.7	318	0	0	3	1
Fletcher, A.	HH	TCBA	.194	.219	.207	.426	.013	.067	.337	-43.3	20.7	1.4	477	1	1	12	1
Hall, S.	HH	TCBA	.191	.247	.235	.482	.044	.118	.411	-4.5	4.5	2.0	77	0	2	4	0
Henry, J.	HH	TCBA	.171	.189	.286	.475	.114	.171	.364	-2.7	.9	.7	37	0	0	0	1
Getz, G.	HH	TCBA	.167	.225	.183	.408	.016	.086	.308	-19.0	8.4	1.4	202	1	1	2	0
Ames, R.	HH	TCBA	.143	.178	.186	.364	.043	.086	.254	-8.4	1.9	.8	74	0	0	1	0
Zacher, E.	HH	TCBA	.139	.242	.167	.409	.028	.167	.368	-10.5	5.4	1.5	126	1	1	2	1
Schettler, L.	HH	TCBA	.087	.125	.087	.212	.000	.000	.130	-4.6	.1	.1	26	0	0	2	0
Lumley, H.	HH	TCBA	.000	.214	.000	.214	.000	.273	.273	-1.8	.2	.4	14	0	0	0	0
Graham, B.	HH	TCBA	.000	.000	.000	.000	.000	.000	.000	-3.3	.0	.0	13	0	0	0	0
Harkness, S.	HH	TCBA	.000	.000	.000	.000	.000	.000	.000	-.8	.0	.0	3	0	0	0	0
Fanwell, H.	HH	TCBA	.000	.500	.000	.500	.000	1.000	1.000	.1	.1	3.5	2	0	0	0	0
Hereford Highlanders			.234	.301	.302	.602	.067	.180	.543	-143.1	500.4	3.2	5844	7	32	74	48

HOME
STRETCH



Subject: Re: TCBA Origins Results Grand Rapids v Waukesha -- For all the marbles . . .

Jeff, heading through town to spend the weekend chasing rug rats, allowed us to play face to face.

A different kind of write up, highlighting noteworthy and bizarre factoids . . .

Those interested in a three way playoff will have to read to the end.

Factoid 1: Ralph "Ducks on the" Pond. Waukesha LF and Wisconsin native was 8 - 20 2 RBI and a run in the series. Historically, a played 1 game for Red Stockings and was 1-4 with a SB and a strikeout.

Factoid 1B: Pond had 1 error on one chance for the Red Stockings, and a 4 base error in game 5 vs Grand Rapids to Roger Breshnahan in the 7th

Factoid 2: Honus Wagner. Known for his speed, hitting and defense (a grade 8 SS) was 10-20 with 2 doubles a homer, and 4 walks, 2 SB and a caught stealing in game 5. Add in 5 errors.

Factoid 3: Addie Joss. Literally pitching from his death bed (He died in April 14, 1911) Won game 1 on a 4 hit shutout, a no no into the 7th. Came back on short rest in game 5 and went 8 1/3.

Factoid 4: Eddie Cicotte was only 24-4 on the season. Eddie sacrificed (his body) trying to squeeze in a game 5 run, Buddy Groom plunked him.

Factoid 5: MLB was playing with the ball. Three HRS by the two teams in game 2. (Wagner, Stahl, and Devlin.)

Factoid 6: Freeman 4 - Wolverines 0 Gm 1 (Freeman are 2 out with 4 to play)

Factoid 7: Freeman 4 - Wolverines 9 Gm 2 4 insurance runs in the 8th. (Freeman 3 out with 3 to play)

Factoid 8: Freeman 5 - Wolverines 3. Gm 3 (Freeman 2 out with 2 to play)

Factoid 9: Freeman 8 - Wolverines 5 Gm 4 (Freeman 1 out with 1 to play.)

Factoid 10: Joss v Cicotte. Gm 5 (154) Scored tied 2-2 after 8

Factoid 11: Groom's HBP to Cicotte loaded the bases.

Factoid 12: Bresnahan (0-10) in the series, singled in the lead run.

Factoid 13: Johnny Bates add an insurance RBI

Factoid 14: Freeman got the tying run to the plate with 1 out in the 9th.

Factoid 15: Mike Mowrey popped out to end the game and the season.

Factoid 16: Congrats, Jeff.

Factoid 17: In 1907, Mirthmakers won the pennant by 1 over Waukesha and 3 over Grand Rapids

Factoid 18: in 1910, Grand Rapids wins the pennant by 2 over Waukesha and ?? over Pittsburgh

Factoid 19: A Pittsburgh sweep over Mimosa would put them 1 out.

**DIVISION
CHAMPS!**



Three of our four Divisions came down to the final series. We had the possibility of a 3-way tie in the Kirwin Division, but Grand Rapids prevailed on the final day, defeating Waukesha to clinch the title, eliminating both the Freeman and Pittsburgh. Bradenton maintained their lead over Mexicali's final charge under Al Keefer's guidance to win the McCorkindale Division. That left the final drama in the Mahley Division, where the South Starrucca Ainspans took a 1-game lead over Hyde Park into the final five games of the season. Here's a day by day recap of the games between

Cleveland Spiders @ South Starrucca

and

Long Island @ Hyde Park



Well, we have a 5 game series with the eight legged insects, that will determine the fate of the Mahley Division. (Along with the HP/LI series results)

Starrucca holds a 1 game edge over HP after 149 games, but the Vities have an easier path to the Finish Line.

Probably the main barrier between the Ainspan's and Division Victory is going to be Big Ed Walsh. Gr 18yz with a 1.17 ERA and 27 wins, the only thing I know for sure is that he isn't going to get 30 wins this season. He is going to get two starts though.

Our only hope in these games is that the Spiders offense continues as the leagues worst. He's at the bottom of the 16 teams in the league. Starrucca has good pitching overall, but nobody of Walsh's caliber. Maybe they won't need it.

Here we go!

GAME 1: Big Ed Walsh will match up against Starrucca's Louis "Disco" Drucke. He's been the Spans best pitcher this year with a 1.97 ERA and 19 wins. He's love to get his 20th here.

Bot 1....Oh Boy! Walsh sets the tone, he NAILS my leadoff hitter right off the bat, and knocks him out of the game for the rest of the day.

Devore is summoned to run for him....and he STEALS secondbase immediately. We want to make Walsh pay for that pitch to the ribs.

But that's as far as Devore will get, as Walsh sets down the next three batters.

Bot 3...no score so far; Starr leads off with Tom Jones, the least likely hitter in our lineup to get an XB hit, and he triples off the wall. We'll need luck like this to get to Walsh. Jones will score on a sac fly, and after 3 innings, its 1-0 Starr.

Bot 4...Becker grounds to Cleve shortstop, who BOOTS the ball for an error. Home Run Baker follows with a double to score Becker, and SS is up 2-0!!!

Top 7....Spiders Kitty Branfield leads off with a gift as Span pitcher muffs his grounder back to the box, and Kitty is on. He makes his way around the bases and comes around to score on a sac fly, making it 2-1 Starrucca. The run was unearned, so Drucke will get advanced for the top of the 8th.

Okay, we go to the 9th inning, Drucke advanced to a Grade 20 and clinging to a 2-1 lead.

Top 9...it'll be the 2-3-4 of the Spider batting order:

-Turner up (not Tina)...he doubles. !!!!!

Now, I gotta stop here and give some background. Turner is about the least likely batter in the Cleve lineup to get an xbase hit...and he's now got TWO of them today. For the season, he hit 5 doubles and 3 triples total. He picked a great time to load up on protein powder before the game. :-0

-Tommy Leach up (probably the best hitter on the Spider team)...he squares and tries to sac. Pops up to the pitcher for one, who turns and throws to second....SAFE! Turner just gets back to second. Almost a double play.

-Kitty Bransfield up (2nd on the team in rbi's....he washes his face and comes to the plate)....he grounds to short, who throws to first, and is OUT.....but the runner, Turner, moves over to third. There was anxiety in the dugout, as my shortstop, Doolan, has made 55 errors this season, plus one more today! A grounder to short is an adventure this season that leads to the creation of new swear words. :-0

-John Titus up (he has nothing of note to mention other than that this is his 620th plate app of the season.) Drucke has to pitch from the stretch to keep the runner on third honest.....

* J. Titus facing L. Drucke, T 9th, 2 Outs, Runner on 3rd, Behind 1-2

Drucke watching Turner at third ... the pitch ... there's a drive to deep left

it's going to be a long run for Devore ... near the warning track ... but he says he's got it

and he does ... against the wall ... and that's out number three and the game

FINAL SCORE : Spiders 1, Ainspans 2

Whew!

Well, we beat Walsh the only way one can beat Walsh, by a very close, very low score. Drucke matched him inning for inning, and comes up with his 20th win of the season!

We will be seeing Walsh again, in Game 4, and I can't say I'm looking forward to it!

Trailing the division-leading Ainspans (86-63) by a single game, the Vitamen (85-64) need to play their best, even with the cellar-dwelling (44-105) Islanders as the opponent. There is really no margin of error.

The Vitamen gathered around the radio, waiting for news from South Starrucca. Just moments after the announcement of the 2-1 Ainspan victory in Game 1, the umpires called "Play Ball" in Hyde Park.

Opening the series on the mound for the Islanders is 13-game winner Jack Warhop (13-16). He represents 30% of the team's wins this season, and he has won 3 of his last 4 starts. Warhop has faced the Vitamen 4 times this season, with a record of 1-3. He was bullied by the Vitamen in his previous 2 starts, losing 19-2 and 9-0.

Opposing him for Hyde Park is Charlie Smith (14-6). Smith has won his last 6 decisions, including a 4-1 complete game win over the Islanders on August 4th.

Right away the Islanders get runners to 2nd and 3rd, but Jimmy Mac flies out to deep CF to end the threat. It's Jimmy Mac again in the 2nd inning, but this time using his foot instead of his glove, booting a groundball that gives the Vitamen their first baserunner. Lord steals second (#38) and scores on Wallace's single. HP leads 1-0!

There was a tense moment in the 2nd when Warhop drilled Charlie Smith with a fastball. A lot of shouting and stepping from both sides as Smith wandered to first, sore but functional, for now. That loaded the bases – a chance for HP to take the game right there... but Warhop shuts the door.

The Islanders strutted about like tough guys, Jake Daubert proving it with his 7th home run in the top of the 3rd, tying the score at 1-1. Their gloves, however, were equally rough (5 errors). After Killefer dropped a pop-up in front of home plate to open the bottom of the 3rd, Schulte's FC scored Hooper. Then Lord's single to right field was misplayed by Moran, allowing another run to score. Vitamen lead 4-1!

Trailing 4-1 in the 5th, Warhop once again hit a batter, this time it was Bobby Wallace, drawing a warning from the umps, but no serious injury.

In the bottom of the 7th, trailing 5-1, Warhop finally succumbed to the pressure of the game, departing with (he says) a 5-game injury, resulting in a lot of chirping from the VitaBench questioning Warhop's manhood.

With the run support, Charlie Smith (15-6) maintained command, closing out a complete game 5-hitter. HP wins 5-1 and keeps pace with the Ainspans.

Tm	R	H	E
LI	1	5	5
HP	5	8	0

After hearing of HP's win in Gm1, we sally forth to Gm2 with our positions in the standings unchanged...but another day off the remaining schedule. We are now down to 4 games left, and Starrucca would be happy at continuing this status quo for a few more!

#2 PreGame:

-Spiders will throw Cy Morgan (Gr 17w). He will try his best Cy Young impersonation, though without the control. We aren't going to get that many hits against him, but we're going to try and walk more people unscathed across Home Plate than you'd see at the Mexican border.

Cy has compiled a .500 record this year off of a 2.37 ERA. We do not fear him as we do Big Ed Walsh.

-Ainspans will counter with Doc White (Gr 8z). A polar opposite in that he gives up hits but is very stingy about walking people. A lefty, with a 3.34 ERA and an uninspiring 8-13 record, we comfort ourselves a bit with the fact that he tallied some of that before coming over in a trade deadline deal from the Feeble realms of Long Island.

Here we go!

GAME 2:

Bot 1....'sigh' Morgan walks two and a double drives one in. (should have been 2, but Chicken Stick is afraid to send the second runner home and the next two batters make outs. We may regret this move later). But so far, the 'walk' strategy is working.

Bot 2....Wow! Big Inning for Starrucca, Morgan a 'victim' as the normally reliable Spider fielders have some breakdowns out there.

Single and error.....out.....out.....(that's two outs).....double scores one.....strike out/BUT the catcher drops it, batter safe at first. Walk.....and a bases clearing TRIPLE by Beals Becker!

Becker has driven in 4 of 5 Span runs, and Morgan has allowed 5 runs but only 1 earned.

-Thru SIX complete; its 5-0 Starrucca and Doc White is getting out of a few jams, while now advancing to a grade 13. And the game finishes up at a 6-0 Starrucca WIN as Doc White tosses 8 shutout innings.

Cy Morgan deserved better, but the 5 walks did not help his case any. And the Cleve offense is going to have to do much better in the future.

And like the song by WHAM in the early 1980's: "Wake me Up before you Go-Go!"the Spiders better muster their offense before the season is done and gone.

-the ball goes back to Hyde Park for Game 2.

So, the Ainspans have won another one. Still three more to go in that series.

The Vitamen need to take care of their own business, no matter what happens up north.... Control what we can control.

Game Two - Kirby White (8-11) gets the nod for the Islanders, while King Cole (23-9) on short rest (30) is Hyde Park's response. It's a King Cole gamble, but the Vitamen are planning for a potential tie-breaker game with the Ainspans, with Cole possibly available on 3-days rest. But first, they need to get past White and the determined Islanders. Hopefully the short rest won't be a factor.

But the gamble does not pay off! Cole survives a Zack Wheat double in the 1st and a 2-out walk to Browne in the 2nd, but he can't get past Wheat a 2nd time. Zack's bases-loaded triple in the 3rd puts the Islanders on top 3-0!

Meanwhile, the VitaBats are silent. A couple of walks and a minor single, but no runs. None, that is, until Schulte's triple leads to a run in the 4th following a run-scoring wild pitch from White, only his 4th this season.

Down 3-1, the Vitamen turn to their league-leading defense to try and turn things around. Kirby White led off the top of the 5th with a double, moving to 3rd with one out. With the infield pulled in, a grounder to 2nd, 2b-9 Dave Shean throws home to nab White for the 2nd out. Then Cole picks off the runner at 1st! No runs score. But it is still 3-1 LI.

Energized by the team's defensive prowess, Hooper led off the 6th with a single, scoring one out later on Schulte's triple. Then Lord singled to tie the game at 3-3! Then the flip side of the defensive coin appeared, the side with the Islanders logo. A 2-out single to left was misplayed by Browne, allowing Wallace to score all the way from 1st. HP takes the lead, 4-3!

No quit in these Islanders, however. Moran opens the 7th with a single, but he is tagged out at 2nd on a solid throw from Hooper. With 2 outs, the short-rested Cole begins to fade, walking two batters. If he is not pulled now, he won't be available for any potential tie-breaker. He's obviously tiring... So the change is made, bringing on Fred Olmstead (10-9, 3 saves.) Moriarty drills Olmstead's first pitch to right.. but Dave Shean is right there to snag the L4 3rd out. Olmstead ends the threat. Phew!

White was still pitching for Long Island in the 7th, but Schulte's 2-out double plated a 5th run and ended White's day. He was replaced by Jiggs Parson (2-1, 2 saves), who allowed an rbi single to Lord. 6-3 HP.

Slim Sallee took the mound for HP in the 9th. He made things interesting, allowing a single to Moran, but no more. Vitamen win Game 2, 6-3.

Three games left in the regular season. C'mon, Spiders! Just get us one win, and we will do the rest...

With news that HP also won their Gm2....that puts both of us at 2-0 for this series. Standings the same; SS one game up, but, only 3 games left in the season. Better to be the Chasee at this point, rather than the Chaser.

Starrucca coming off a nice offensive outburst last game, scoring six runs with ten hits. We DO lead the league in Runs per Game, so its not unexpected, but very appreciated.

The Spiders have posted ads around the ballpark that they are willing to sell two of their eight legs for a couple of runs. (any more legs than that, and they'll have trouble making it around the basepaths!) :-0

-Gm3 Pregame:

Cleve will throw Harry Gaspar (Gr 10z) who doesn't walk more than he should, doesn't give up more hits than he should, doesn't have a much higher ERA (2.95) than he should..... he just has a very hard time getting as many WINS as he should. 9-18 !?!? wtf?

He had a 7 game NO WIN streak, meaning starts in a row without a win, and that rates as tied for 3rd longest in the league this year! AND like Rodney Dangerfield, he gets no respect. Or at least he gets no run support. Gaspar gets the 4th WORST run support in the league.

These are NOT good combinations. Starrucca would normally be putting this one in the 'win column' pregame.....but we also know Baseball is a funny game, and what has held true for the last 151 games, doesn't mean things will continue along the same path for another 3.

But, all those underlying numbers sure do explain a 9-18 record!

Ainspans counter on the mound with Jack Quinn. (Gr11 z) He too is a bit short in the W-L column with a 13-14 Record and no underlying numbers that would cause the lack of wins to happen. On the contrary, he has the 9th BEST Run Support behind him in the league??? So we tend to hit well behind him, but he still loses the game?

A headscratcher. Lets see how this one plays out.

GAME 3:

Top 1.....Cleve loads the bases with two outs.....and Dots Miller bounces out to the pitcher to end the inning. We breathe a big sigh of relief.

Bot 1.....Ouch! Cleve pitcher Gaspar nails my batter, Devore, in the ribs! Takes him out of the next FIVE games!!! Devore is a classic top of the order hitter. He will be missed, but hopefully the rest of our batters will be pissed.

Bot 2....Starr gets a single, then a bad throw by the Cleve pitcher for an error give us a first and third with nobody out situation. We end up scoring one on a sac fly. We wanted more, and Cleve is happy to get out of it with just one....so I guess everybody is happy. SS up 1-0.

Top 3.....Cleve gets a two out double, two out single, and just like that; it's a tie game...1-1.

Bot 3.....Ainspan Larry Doyle walks. Steals second; throw skips into the outfield for an error, Doyle goes to third. Beals Becker hits a twisting fly to right, on the line....for out #2, and Doyle takes off for home.....he's SAFE! Spans take a chance, and it pays off; Starr regains the lead 2-1.

Bot 4....Micky Doolan (NOT the one on the Monkees) leads off with a double. Gets sac'd over to third, and with one out, he's willing to do whatever necessary to score. But Hohnhorst, hitting for Tom Jones, mightily strikes out!! Oh, the horror. Leaves the pitcher, Quinn, to hit, and its way too early to pull him for a pinch hitter.

Oh boy! We get a huge break. Cleve makes their THIRD error of the game, and we're only in the 4th inning! Spans haven't been much better, with 2 of them already, but Gaspar needs some gloves behind him if he's expected to win. Spans take a 3-1 lead heading into the 5th.

Top 5....Cleve ain't going down without a fight.

Tommy Leach singles, gets moved to second, and with two outs, comes speeding across home plate on a single by Big John Titus....or maybe its John Big Titus, I can't remember, too many distractions! Cleveland closes the score to 3-2.

Top 7....its the Spiders Tommy Leach up again, and he lashes a double with one out. Bransfield moves him to third with two outs, and it'll be up to Titus again. Titus with a good eye, WALKS.
Now 1st and 3rd for Dots Miller. Dots hitting .204 on the season....he's due.
And now, he's doo-doo. Miller flys out harmlessly to leftfield to end the inning.
Bot 8....Spans Jim Delehanty walks to lead off. Beals Becker goes hit and run and TRIPLES him home, before getting thrown out at home trying to stretch it! Another ribbie for Beals. Big, big run....now 4-2 Starrucca.
Top 9....the Spiders send up their 1, 2, and 3 batters.....and Jack Quinn sends them back to their dugout, 1, 2, and 3. Quinn tosses a complete game win in a Classic 1910 ballgame with a variety of singles, walks, errors, sac flys, and sac bunts. Onesy-Twosy baseball with Starrucca getting more onesies than Cleveland today.
Quinn evens his seasons record at 14-14, while Gaspar ashamedly moves to 9-19. But he pitched better than the loss indicates.
Bounce the ball back to HP for their turn.



only 2 left

Game Three – Islanders send their golden boy, Ray Golden (3-17) to the mound to face Bob Ewing (14-13). Ewing has faced LI three times this season, pitching three complete game victories. Golden had one start against the Vitamen, a 10-4 loss in August. In that game Golden struck out 11 batters, allowing 13 hits and 5 walks over 7.2 IP.

Hyde Park spotted Ewing to an early 2-0 lead with a pair of runs in the 1st inning. Hooper's double earned one, but it was an E9 from Moran that gifted the Vitamen with another. 2-0 right away. But that "right away" worked both ways. Jimmy Mac broke out of his 0-8 slumber with a 2nd inning single. He scored easily on Killefer's triple. The Isles' catcher soon scored on his own, thanks to a passed ball. Rapidly, and somewhat sloppily, the game was tied 2-2 after 2 innings.

In the 3rd, Daubert and Wheat singled. Sweeney followed with an infield dribbler that resulted in a run scoring. LI led 3-2. No further runs scored that inning, but in the process, Ewing hit Moran with a hard ball. Moran took the full brunt of the pitch, all the way to the bus station. He'll need 19 days to get over the bruise. But it didn't feel too bad at the time; his team led 3-2.

The score was still 3-2 heading into the 6th when the VitaWheels began to spin out of control. The Isles 8th and 9th place hitters each singled, setting up Moriarty, who doubled them both home. That was the end of the day for Ewing, as Slim Sallee was brought on to plug the dyke. LI had built a hefty 5-2 lead, while the Golden Boy was rolling right along through the HP batters, his grade advancing from 4 to 9 in the process.

Facing the freshly upgraded Golden, Lord reached base on an E2. Shean singled Lord to 3rd, and then stole second. A passed ball scored one run, but then **DISASTER!** Catching stalwart Paddy Livingston was hit by a Golden pitch, knocking him out of the game. Out of the series. Out of the season (27 days.) That really hurts. Stevenson can handle the glove work, but he is no match for the productive Livingston. Newnam ran for Livingston and was caught stealing. With two out and down two runs, pitcher Slim Sallee was left in to bat for himself, a bit of a white flag move trailing 5-3. Slim never moved his bat, drawing a Golden walk. That loaded the bases for Hooper. Harry mashed a legit triple, scoring all three runners! The white flag was pulled down. HP now had a 7-5 lead!!!

The Vitamen scored 5 more runs in the 7th to take a 12-5 lead, but Sallee himself committed 3 errors, allowing 3 unearned runs, and the Islanders crawled back to within 4 runs, 12-8. Harry Krause came on in relief of Sallee in the 8th and survived 2 innings to close out a thrilling 12-8 comeback win for the Vitamen. Sallee (5-7) earned the win. The loss of Livingston will be a tough one to deal with, but play-off hopes are still alive in Hyde Park, with only two games remaining.



1 DOWN, 2 TO GO

State of the Division Race:

BOTH HP and Starr have won their first 3 games of the series. Vities remain one back, but the clock on the wall is ticking.

For HP to WIN the division....he has to win both remaining while Starrucca loses both remaining games.

For HP to TIE in the division....The Spans will probably have to win only 1 while HP wins their last two.....OR Spans will have to lose 2 while HP wins 1. There's not too many other options here.

Game 4 Pregame:

-Big Ed Walsh comes back to make his second start of the series. He's got 38 WB's and he is threatening anyone who comes out to the mound who tries to remove him from the game before its over....and that includes extra innings!!!!

-Spans counter with Doc Crandall (Gr 13/15*Z M) with a 13-14 Record! He seems to be one of a few quality starting pitchers that can't even come up with a .500 output? How the heck does this happen with teams that are in the upper half of the Division? Doc has that M after his grade (probably an abbreviation for "Motherf88888r!" which is what he's been yelling after giving up another Tater! He's given up 11 so far, which is only ONE less than the MOST in the league. That honor belongs to Buddy Groom of Waukesha, with a dozen. Maybe THAT'S why Crandall has had trouble winning as many as he loses!

Against Ed Walsh, its only going to take one of those M rated dingers against Crandall for Cleve to emerge victorious today.

"Just roll a 6!" Mgr Jennings tells the Spiders, "And Doc Crandall's letter will take care of the rest!".

-Ainspan outfielder, Devore, will be sitting for the next 4 days with a boo boo from yesterdays hit by pitch. That'll hurt, but, we do have a reputable backup, so it won't bury us.

Here we go!

GAME 4:

Bot 1.....In game 1, Spans Steve Evans led off the game against Walsh by getting drilled in the head. He had to leave the game. Today; he gets his revenge. First pitch he gaps a double in the gap and he's standing on secondbase glaring at Walsh with a smug smile across his face.

But Big Ed Walsh didn't get this grade 18 for being a Putz.....he strikes out the next two batters and ends the inning with a groundout. Evans never got further than secondbase. (which sounds similar to my high school dating life)

Bot 2....A grounder right at Spider's Kitty Bransfield goes right between his legs, under his tail, and on into rightfield for a Bill Buckner Error. Dooin follows with a hit and run single, and we again have Walsh a bit on the ropes, thanks to his porous defense.

A Span single scores one run....but that's all they get! SS leads 1-0 after 2 inn.

Top 3....Spider leadoff hitter, Mitchell, doubles off the wall. (it almost went over) A FC and a groundout brings him into home, and it's a tie ballgame. 1-1

Bot 5.....still 1-1.....A single by the Span #8 hitter, and then a grounder back to Ed Walsh....Big Ed makes a Big E as he throws the ball past the firstbaseman. Span runners on 1st and 3rd, nobody out. "Another fine mess you've gotten us into, Ollie." Can Walsh work his way out against the top of the order?

Well, somewhat.

Evan's grounds into a double play, but the runner on third scores. Walsh really couldn't have hoped for much of a better outcome than that. Spans up 2-1. And its bringing up memories of the final Gm1 score.

Top 8.....Still Spans up 2-1.....times starting to run out, Cleve needs something within the next six outs.

Spidies get a leadoff single, but the next batter tries to sac, and they pop it up to the catcher who snags it in the air, fires down to first, and DP's the runner diving back to first! Huge play!

Bot 8....Ed Walsh sets down the first two Span batters, and his mind drifts to the 9th inning where he will be leading off. But Beals Becker takes advantage of the distracted Walsh, and puts a charge into the meatball as it comes across the plate. Its going, going, GONE! Over the wall for a big Insurance Run. Walsh had given up 2 runs up to this point, neither of them earned as Cleve has made 3 errors, but this dinger was the Real Deal. Spans up 3-1.

Top 9....here we go...Doc Crandall is tossing a beauty, only giving up 2 hits and 1 run so far.

-Ed Walsh due up, gets called back for a pinch hitter. Its Craig Shifflett. Huh?? What the heck? I can see four other batters on the Cleve bench that I'd pick before I put CS in there. (hey, Craig's initials are the same as his teams!)

-Shifflett grounds out for out #1. (Blame Ned Jennings)

-Terry Turner grounds out to short for out #2.

-Down to their last out.....John Titus comes to the plate. (If Starr wins this game, it guarentees them at least a TIE for the Division) and (a little known fact; you can't spell Titus without Tits)

Titus grounds to the Span shortstop , who BOOTS it! He BOOTS it! He freakin BOOTS it! Mickey Doolan with his 58th error of the season! And he calls himself a shortstop 8! (With another game left, he's got a shot at an infamous 60!)

-So now, with another life, up comes Tommy Leach; the Spiders best hitter. Argghhh. With that 'M' after my pitchers name, we can afford a 2 run dinger here, so we go to the Bullpen, and bring in Al Carson, only an 8*, but he's got an H for a homerun letter. Hopefully that keeps the ball in the park. And a fresh arm can't hurt.

-Ok, here's we go.....the pitch to Tommy Leach....

* T. Leach facing A. Carson, T 9th, 2 Outs, Runner on 1st, Behind 1-3

And the pitch ... Leach swings ... it's hard and long ... sending Evans back
will it be deep enough? ... nope ... Evans's there ... he squeezes it
and that's the last out of the game

FINAL SCORE : Spiders 1, Ainspans 3

Game Four – Well here we are. It's the penultimate game of the regular season for the Vitamen. Word has already spread through town that the Spiders have succeeded in hanging a loss on the Ainspans, leaving the door open for a potential tie-breaker game #155.

But standing in the way are the Long Islanders, who do not wish to be anyone's entry mat. They will send Farmer Ray (6-14) to the mound to oppose HP's Doc Scanlan (12-13). Ray lost two starts against the Vitamen earlier in the season, while HP won all three of Scanlan's starts against LI.

It's win and keep playing for the Vitamen. Here we go:

T2 – Jimmy Mac singles with one out, his 90th hit; but a 4-6-3 ends the inning quickly.

B2 – Lord with a single, the 1st HP hit. Three more singles, the bags are full, and a run has scored. HP 1-0. Two more hits, a double from Hooper, and it's 5-0 Vitamen!

T3 – The Islanders storm back, with three singles to open the inning. Then Daubert triples, and suddenly the lead is cut to two, 5-3. Scanlan finally records an out, but it is now a 1-run game. 5-4 HP.

B4 - Vitamen get one back in the 3rd and load the bases in the 4th; but Jimmy Mac starts 4-6-3 DP to end the threat. Hal Chase doubles home a pair with 2-out in the 6th, ending Farmer Ray's day (30 BF, 1 walk, 1 strikeout, 8 runs.) Fred Miller replaces him. He got out of the 6th okay, but with Scanlan having found his groove, HP just kept putting the ball in play, and the Isles played hockey with it, slapping and kicking the ball all around the rink. Three errors and a bunch of hits later, the score was 11-4 HP. Even Red Braun got to take a swing (for Hal Chase).

Before it was over, HP had emptied the bench. Doc Scanlan had allowed 4 runs in the 3rd inning, but no more after that, tossing SIX NO-HIT, NO-RUN innings! A complete game win!

The Vitamen are just one win away from a tie-breaker with the Ainspans. But still one win away.

-Game 5 Pregame:

The Spiders are down to their 4th Starting pitcher, Rube Manning.

'23 Skidoo and Me' says he's the Great Grandfather of Archie and Peyton, so you know he can throw.

South Starrucca will also dip down into their quiver of starting pitchers and produce Dixie Walker. This isn't the famous Dixie Walker of Brooklyn Dodger fame, this is a Faux Walker from 1910. I can't find any reference to how he got the nickname of 'Dixie', but his real first name is "Ewart". So Dixie, Pixie, and Trixie all rank as more appealing names to go thru life with.

Cleve has scored a total of 4 runs in 4 games. I can figure the R/Game using just my left foot. They are due to break out, plus they don't want to end the season being beaten by a guy named 'Ewart'.

Here we go:

GAME 5:

It's a scoreless game into the 3rd.....then Rip Van Spider finally wakes up!

Cleve strings together 4 hits, a walk, and some stolen bases and comes up with 3 runs! That's what they've scored in the last 3 games!

And since the Spiders believe in the old adage of "Good things happen in 3's", they go out and repeat the process in inning 6 and inning 7.

Their bats finally wake up

-Rube Manning is tossing perfect spirals to the plate for Cleveland, and has only given up 1 run to Starrucca thru 6 innings. He tires a bit in the later innings and the Spans start putting up runs.

But its too little, too late, and Cleveland salvages the last game of the series with a score that sounds like a Dolly Parton movie; "9 To 5!"

The Spidies wish they could reallocate those 9 runs to previous games, the series would have had totally different results.

Starrucca takes the series 4 games to 1, and Hyde Park's fate in the division is in their own hands, and in Long Islands bats.

Game Five – And so the regular season has come to this. One win from finally catching the Ainspans, a season-long effort. Only LI's Ed Kinsella (2-7), making just his 7th start of the season, stands in the way; but Kinsella's one victory this season came against the Vitamen in June. Hyde Park put all their hopes in the capable hands of Fred Olmstead (10-9), who did not start against the Isles this season. Hopefully that will be to his advantage.

And away we go...

T1 – LI gets 2 runners on, but Jimmy Mac chases one out of the zone for strike three!

B1 – Sheckard opens with a single. Two outs later Schulte drives him home! It's HP 1-0.

B3 – Chase doubles, scoring Hooper. HP 2-0.

T4 – Moriarty opens with a single, and Jimmy Mac doubles over 3rd. Quickly, the tying runs are on board. Chouinard strikes out, but the ball eludes Erwin. A run scores and everybody is safe! HP 2-1. Hauser walks to load the bases with none out! We need a DP really badly. Catcher Killefer is up, but he runs well for a catcher and has only hit into two DP's all season. Olmstead delivers...

A bouncer back to the pitcher! Home for one... to 1st for two! Doubleplay!!! And no run scores! Yet. Two out now. Runners on 2nd and 3rd. 2-1 HP. The pitcher, Kinsella, is up. A good hitter, he's already singled in this game. The pitch...

He walks!!! Brings up one of the Isles big bats, Jake Daubert, with the bags full. Olmstead delivers... and he rolls out to the pitcher!

After all that, the Isles score one run, on a passed ball. HP still in front, 2-1.

T5 – Here they come again. Browne walks to open the 5th. Zack Wheat follows, but Olmstead has had enough. He goes up and in a drills Wheat on the elbow, knocking the biggest LI bat out of the game. But that still leaves 2 runners on and none out. Moriarty bunts the runners over, bringing up the slugging Jimmy Mac. The delivery... Called strike three! Mac can't believe it, but it's true! What's also true is that Chouinard followed with a triple, giving the Islanders a 3-2 lead!!

B5 – After two were out, Sheckard singles to right, steals second, and scores on Hooper's single. Tied up 3-3.

B6 – HP uses 3 singles to score the go-ahead run. They load the bases, but a DP doses the fire. HP 4-3.

T8 – After two are out, Olmstead walks two batters, bringing Kinsella to the plate again. He's a singles hitter; but he IS a hitter. HP elects to pitch to Kinsella, but LI calls on Jack Bliss to hit for the pitcher. Olmstead fires and Bliss flies out to center field.

B8 - The top of the LI order will lead off the 9th, so HP desperately needs to add some insurance runs. On to pitch for LI in the 8th is Jiggs Parson (2-1, 2 saves).

Hal Chase leads off with a double to right center, moving to 3rd on Schulte's grounder. The LI infield moves in for the lefthanded Harry Lord, who grounds to first. The runner has to hold! Now two outs and Wallace is up. Infield moves back... grounder to short. No score.

So we go to the top of the 9th. HP holds a one run lead, 3 outs away from a tie-breaker. With two fresh lefties ready in the pen, HP elects to let the righty-tossing Olmstead face the lefty slugging Daubert. He has 7 home runs this season. The entire HP populace holds their collective breath...

It's a high fly ball to deep right center... Sheckard's racing to the track... so's Hooper... so am I... no chance to get there for me... but Sheckard does and brings it down!

Oh, my! One away. BP rapidly rising... and that's it for Olmstead. He'll make way for lefty Slim Sallee (5-7, one save) to face the lefty-swinging Browne and Strunk.

And Browne singles to right! And Strunk singles! The tying run is now at 3rd. Moriarty grounds to 2nd for the 2nd out, but the tying run scores. 4-4. And Jimmy Mac is up with the potential go-ahead run on 2nd. No, we are not going to pitch to him. We'll take our chances with Chouinard, who has already hit a triple in this game. He pops to short, and we go to the bottom of the 9th, tied 4-4.


B9 – Shean flies out for the 1st out. Catcher Billy Sullivan is next. He pops it straight up, but Killefer lets the ball hit off his mitt, allowing Sully to reach base safely. Pitcher Slim Sallee bats for himself and lays down a bunt to the right of the mound. Parson picks it up and goes to Jimmy Mac covering 1st. But Mac drops the ball trying to find the bag! E-6 on Mac, and the potential winning run is on 2nd. Sheckard at the plate. And he walks!!!! The bases are loaded with just one out. Next up is Harry Hooper. He has hit into 11 DPs this season, but LI elects to pull the infield in. Newnam comes in to run for Sullivan at 3rd... Parson sets. The delivery...

IT'S BALL FOUR! HE WALKED HIM!

IT'S OVER!! VITAMEN WIN!!!

ALL TIED UP

TIEBREAKER



The South Starrucca Ainspans and the Hyde Park Vitamen will meet in a one-game tie-breaker to determine the winner of the TCBA Origins 1911 Mahley Division. That game will be played tonight and be broadcast live on ZOOM-TV.

First Pitch is scheduled for 7pm EDT. The gates are opened now, and there are still some seats available. It's a beautiful night for baseball, so join us!

Get your tickets here: [Game #155 Tickets - Will Call](#)

The contract with the players Union has been settled, they have agreed to play an extra game, for which they were handsomely compensated.

What they didn't agree to was to make it exciting.

I can sum up this game with:

“Starrucca gets a walk from their pitcher, followed by a walk from their leadoff hitter, followed by a run scoring single from the 2nd place hitter.”

That's it.

That's all she wrote.

Both starting pitchers, the Aces of their staffs, were as good as they could have been. Only 1 run scored tonite, and I don't recall much of any other rally that would give either of us 'baseball fever'.

This was more like a diabetic coma.

There was less action then on my honeymoon. (well, that's not completely true, the hotel tv DID carry Cinemax After Dark.)

Starrucca finishes the game with a 1-0 decision to break the Division tie and win the Mahley Division.

Congratulations to Hyde Park for mounting a consistent charge the last ¼ or so of the season, when they found themselves down by about 6 games and they started chewing away at the lead, a game at a time, series by series. Then beating Starrucca 3/2 in their final head to head series.

Coming into this Tie Breaker, they had beaten Starrucca 10 out of 18 games, with most of them being close. This one couldn't have been any closer, but it was like a hockey game where the players can only wear one skate. Just very little action for a Championship game.

Around the 7th inning or so, one of the Zoom spectators had their video go black, and then next thing we saw was on their screen:



But, its also the situation where after 154 games, both teams deserved to win, but only one of them can. We got lucky, again, that the Hyde Park offense just took the nite off, cuz there ain't too many other ways to win a game when you only score 1 run.

Team	1	2	3	4	5	6	7	8	9	R	H	E	LOB
South Starrucca Ainspans	0	0	0	0	0	0	0	1	0	1	3	1	5
Hyde Park Vitamen	0	0	0	0	0	0	0	0	0	0	2	0	2

I believe Starrucca and Hyde Park will both be fighting for the Division again next season, they both look like they will have very equally matched teams. I wish the Vitamen the best, and lets do it again next year!

Marty

FINISH LINE ***LINE***®

	W	L	PCT	GB	Mg #	STRK	Last 10	Home	Away	1 Run	X-Inn
TCBA Origins 1910 MLB											
Don Mahley Division											
South Starrucca Ainspans	91	64	.587	-	X	W 1	7- 3	47-30	44-34	17-28	4- 4
Hyde Park Vitamen	90	65	.581	1.0	-	L 1	7- 3	44-34	46-31	21-16	6- 8
Cleveland Spiders	79	75	.513	11.5	-	W 1	3- 7	42-35	37-40	22-25	8-12
Long Island Islanders	44	110	.286	46.5	-	L 5	3- 7	24-53	20-57	17-28	5-12
Stu McCorkindale Division											
Bradenton Buckeyes	89	65	.578	-	X	W 2	7- 3	46-31	43-34	25-22	8- 6
Mexicali Mallards	85	69	.552	4.0	-	L 1	5- 5	43-34	42-35	26-15	9- 4
Cleveland Naps	75	79	.487	14.0	-	W 1	5- 5	41-36	34-43	23-18	7- 7
Bergen Barflies	40	114	.260	49.0	-	L 2	3- 7	18-59	22-55	9-23	2-10
Bill Kirwin Division											
Grand Rapids Wolverines	91	63	.591	-	X	W 1	5- 5	50-27	41-36	26-18	8- 5
Pittsburgh Rebels	89	65	.578	2.0	-	L 1	6- 4	45-32	44-33	22-16	8- 4
Waukesha Freeman	89	65	.578	2.0	-	L 1	8- 2	46-31	43-34	24-21	13- 5
Mimosa Mirthmakers	48	106	.312	43.0	-	W 1	1- 9	22-55	26-51	9-23	1- 6
Richard Seitz Division											
Turin Mountaineers	102	52	.662	-	X	L 1	5- 5	57-20	45-32	27-22	14- 8
Buffalo Mules	91	63	.591	11.0	-	W 1	5- 5	47-30	44-33	28-19	10- 9
London Tecumsehs	70	84	.455	32.0	-	L 1	6- 4	38-39	32-45	25-28	7- 8
Hereford Highlanders	60	94	.390	42.0	-	W 1	4- 6	31-46	29-48	30-29	7- 9

FINAL STANDINGS – 1911 TCBA ORIGINS

16 Teams	AVG	OBP	SLG	G	AB	H	2B	3B	HR	R	R/G	SO	BB	LOB	SB	CS	SBP
Pittsburgh Rebels	.260	.321	.347	154	5295	1379	220	96	15	727	4.7	542	460	1108	244	82	74.8
Bradenton Buckeyes	.259	.333	.329	154	5211	1350	211	46	20	707	4.6	587	533	1172	176	78	69.3
Grand Rapids Wolverines	.254	.327	.329	154	5228	1328	192	63	25	720	4.7	584	552	1199	151	46	76.6
Waukesha Freeman	.254	.322	.336	154	5241	1331	218	77	20	687	4.5	516	503	1112	153	80	65.7
Hyde Park Vitamen	.253	.314	.328	155	5347	1355	211	69	17	714	4.6	562	445	1123	221	84	72.5
South Starrucca Ainspans	.253	.325	.335	155	5280	1335	209	79	22	757	4.9	594	504	1200	152	57	72.7
Turin Mountaineers	.248	.317	.331	154	5251	1301	215	81	20	728	4.7	612	526	1133	241	84	74.2
Buffalo Mules	.244	.324	.317	154	5258	1282	228	54	17	726	4.7	673	588	1186	158	58	73.1
Cleveland Naps	.243	.319	.325	154	5261	1277	179	81	30	663	4.3	654	551	1190	226	65	77.7
Mexicali Mallards	.237	.306	.302	154	5218	1239	195	56	10	661	4.3	674	460	1095	215	64	77.1
London Tecumsehs	.237	.297	.297	154	5280	1252	175	54	11	585	3.8	695	427	1125	155	65	70.5
Hereford Highlanders	.234	.301	.302	154	5203	1218	160	73	15	545	3.5	570	486	1118	162	60	73.0
Bergen Barflies	.229	.293	.307	154	5238	1202	196	84	14	558	3.6	681	424	1135	76	34	69.1
Mimosa Mirthmakers	.225	.285	.281	154	5123	1153	153	43	16	537	3.5	586	415	1033	165	64	72.1
Long Island Islanders	.221	.302	.298	154	5214	1152	192	70	24	602	3.9	755	553	1166	130	47	73.4
Cleveland Spiders	.220	.289	.285	154	5182	1138	208	35	21	589	3.8	682	454	1101	104	48	68.4
TCBA Origins 1910 MLB	.242	.311	.316	1233	83830	20292	3162	1061	297	10506	8.5	9967	7881	18196	2729	1016	72.9

Pittsburgh led the league in average, slugging, hits, triples and stolen bases. South Starrucca led in scoring but also in LOB. Buffalo led in walks and doubles. Cleveland Naps led in home runs. Bradenton led in OnB%. Waukesha had the fewest struck out and Bergen the fewest thrown out stealing. Mexicali's SB% led the league.

16 Teams	ERA	G	CG	SHO	QS	SV	IP	H	R	ER	HR	SO	BB	HB	WP	BK	OBA
Turin Mountaineers	2.32	154	72	18	98	12	1405.2	1094	488	362	14	728	436	54	19	2	.212
Bradenton Buckeyes	2.48	154	61	16	104	25	1377.1	1091	515	380	10	696	421	46	16	3	.214
Cleveland Spiders	2.49	154	80	17	93	9	1406.1	1074	520	389	14	630	505	48	24	3	.210
Buffalo Mules	2.69	154	72	16	83	19	1397.0	1204	590	418	17	737	473	42	25	3	.229
South Starrucca Ainspans	2.72	155	42	14	93	27	1376.1	1167	544	416	21	614	417	67	15	1	.226
Grand Rapids Wolverines	2.78	154	81	17	80	11	1379.2	1267	572	426	13	516	428	46	35	0	.243
Waukesha Freeman	2.91	154	79	13	91	13	1387.2	1215	569	448	26	421	469	52	19	2	.235
Mexicali Mallards	2.92	154	64	10	88	19	1379.2	1241	611	447	20	630	446	60	22	2	.237
London Tecumsehs	2.97	154	64	12	85	11	1387.2	1240	626	458	15	569	468	50	15	1	.238
Pittsburgh Rebels	3.03	154	82	17	82	11	1389.1	1206	613	468	21	625	504	49	24	0	.234
Hyde Park Vitamen	3.07	155	63	17	88	15	1386.1	1127	589	473	23	617	557	58	26	0	.222
Hereford Highlanders	3.09	154	85	4	75	6	1376.1	1152	686	473	16	733	511	61	18	0	.224
Cleveland Naps	3.25	154	87	12	75	10	1383.1	1342	668	500	18	680	441	61	29	2	.252
Mimosa Mirthmakers	4.65	154	44	10	57	12	1349.2	1537	875	697	16	497	611	66	22	2	.286
Long Island Islanders	4.69	154	42	4	44	11	1369.2	1638	1033	714	24	691	591	74	26	0	.292
Bergen Barflies	5.00	154	37	7	52	8	1349.1	1697	1007	749	29	583	603	42	15	2	.305
TCBA Origins 1910 MLB	3.18	1233	1055	204	1288	219	22101.1	20292	10506	7818	297	9967	7881	876	350	23	.242

Turin led the league in ERA and shutouts. Buffalo had the most strikeouts and tied Bergen with the least Hit Batters. The Cleveland Spiders pitched the most innings, allowed the fewest hits and lowest OBA. South Starrucca issued the fewest walks and had the most saves. The Cleveland Naps had the most complete games. Bradenton had the most Quality Starts and allowed the fewest home runs. Bergen and London tied with the fewest wild pitches.

16 Teams	FLD	G	PO	A	E	DP	TP	PB	OSB	OCS	OSBP	OSBA	DER	UER	UERP
Hyde Park Vitamen	.974	155	4159	1998	167	108	0	27	114	42	73.1	.740	.733	116	19.7
Grand Rapids Wolverines	.971	154	4139	1993	184	96	0	19	201	81	71.3	1.311	.711	146	25.5
Waukesha Freeman	.970	154	4163	2100	196	128	0	13	145	55	72.5	.940	.726	121	21.3
Pittsburgh Rebels	.969	154	4168	1930	195	137	0	19	175	64	73.2	1.134	.715	145	23.7
Bradenton Buckeyes	.966	154	4132	1763	205	93	0	11	126	45	73.7	.823	.727	135	26.2
Cleveland Spiders	.966	154	4219	1860	212	89	0	19	171	72	70.4	1.094	.737	131	25.2
Mimosa Mirthmakers	.964	154	4049	2030	225	128	0	16	165	59	73.7	1.100	.664	178	20.3
Turin Mountaineers	.964	154	4217	1844	225	94	0	19	121	66	64.7	.775	.727	126	25.8
London Tecumsehs	.964	154	4163	2015	230	100	0	21	138	81	63.0	.895	.709	168	26.8
Cleveland Naps	.964	154	4150	1859	226	106	0	20	164	58	73.9	1.067	.687	168	25.1
Buffalo Mules	.962	154	4191	1839	235	106	0	23	211	73	74.3	1.359	.706	172	29.2
South Starrucca Ainspans	.962	155	4129	1802	236	100	0	19	133	62	68.2	.870	.716	128	23.5
Mexicali Mallards	.959	154	4139	1879	257	105	0	19	152	55	73.4	.992	.704	164	26.8
Bergen Barflies	.958	154	4048	1938	265	113	0	36	252	53	82.6	1.681	.635	258	25.6
Hereford Highlanders	.954	154	4129	1721	285	90	0	20	238	74	76.3	1.556	.706	213	31.0
Long Island Islanders	.950	154	4109	1912	320	119	0	32	223	76	74.6	1.465	.634	319	30.9
TCBA Origins 1910 MLB	.964	1233	66304	30483	3663	1712	0	333	2729	1016	72.9	1.111	.701	2688	25.6

Hyde Park led in fielding, allowed the fewest unearned runs, and the fewest stolen bases with the lowest success rate for base stealers. Pittsburgh had the most double plays. Bradenton had the fewest passed balls. Waukesha had the most assists (2000) while the Cleveland Spiders had the most put outs. London and Grand Rapids each threw out a league high 81 base stealers. We had no triple plays.

	SO	HP	CS	LI	BR	ME	CL	BE	GW	PR	WA	MI	TU	BU	LT	HH
TCBA Origins 1910 MLB																
Don Mahley Division																
South Starrucca Ainspans		8-11	12-6	15-3	6-3	7-2	5-4	7-2	4-4	3-5	6-2	6-2	1-7	3-5	6-2	2-6
Hyde Park Vitamen	11-8		14-4	16-2	3-6	3-6	4-5	4-5	3-5	2-6	5-3	7-1	3-5	5-3	4-4	6-2
Cleveland Spiders	6-12	4-14		11-7	6-3	2-7	6-3	9-0	4-4	5-3	2-6	7-1	4-4	2-6	6-2	5-3
Long Island Islanders	3-15	2-16	7-11		2-7	2-7	4-5	4-5	0-8	5-3	1-7	4-4	1-7	2-6	4-4	3-5
Stu McCorkindale Division																
Bradenton Buckeyes	3-6	6-3	3-6	7-2		9-9	11-7	15-3	5-3	5-3	2-6	7-1	1-7	5-3	4-4	6-2
Mexicali Mallards	2-7	6-3	7-2	7-2	9-9		10-8	12-6	2-6	4-4	4-4	6-2	3-5	2-6	4-4	7-1
Cleveland Naps	4-5	5-4	3-6	5-4	7-11	8-10		14-4	4-4	4-4	4-4	3-5	3-5	3-5	5-3	3-5
Bergen Barflies	2-7	5-4	0-9	5-4	3-15	6-12	4-14		2-6	2-6	2-6	3-5	1-7	1-7	3-5	1-7
Bill Kirwin Division																
Grand Rapids Wolverines	4-4	5-3	4-4	8-0	3-5	6-2	4-4	6-2		8-10	9-9	16-2	3-6	3-6	4-5	8-1
Pittsburgh Rebels	5-3	6-2	3-5	3-5	3-5	4-4	4-4	6-2	10-8		11-7	14-4	3-6	4-5	6-3	7-2
Waukesha Freeman	2-6	3-5	6-2	7-1	6-2	4-4	4-4	6-2	9-9	7-11		14-4	6-3	3-6	7-2	5-4
Mimosa Mirthmakers	2-6	1-7	1-7	4-4	1-7	2-6	5-3	5-3	2-16	4-14	4-14		3-6	3-6	4-5	7-2
Richard Seitz Division																
Turin Mountaineers	7-1	5-3	4-4	7-1	7-1	5-3	5-3	7-1	6-3	6-3	3-6	6-3		11-7	9-9	14-4
Buffalo Mules	5-3	3-5	6-2	6-2	3-5	6-2	5-3	7-1	6-3	5-4	6-3	6-3	7-11		9-9	11-7
London Tecumsehs	2-6	4-4	2-6	4-4	4-4	4-4	3-5	5-3	5-4	3-6	2-7	5-4	9-9	9-9		9-9
Hereford Highlanders	6-2	2-6	3-5	5-3	2-6	1-7	5-3	7-1	1-8	2-7	4-5	2-7	4-14	7-11	9-9	

We had two sweeps this year. The Cleveland Spiders swept nine games against Bergen while Grand Rapids swept eight games against Long Island. Grand Rapids going 16-2 against Mimosa was our other outlier this season.



Batting																		
	AVG	OBP	SLG	G	AB	H	2B	3B	HR	R	R/G	SO	BB	LOB	SB	CS	SBP	RRpW
TCBA Origins 1910 MLB	.242	.311	.316	1233	83830	20292	3162	1061	297	10506	8.5	9967	7881	18196	2729	1016	72.9	9.75
Pitching																		
	ERA	G	CG	SHO	QS	SV	IP	H	R	ER	HR	SO	BB	HB	WP	BK	OBA	
TCBA Origins 1910 MLB	3.18	1233	1055	204	1288	219	22101.1	20292	10506	7818	297	9967	7881	876	350	23	.242	
Fielding																		
	FLD	G	PO	A	E	DP	TP	PB	OSB	OCS	OSBP	OSBA	DER	UER	UERP			
TCBA Origins 1910 MLB	.964	1233	66304	30483	3663	1712	0	333	2729	1016	72.9	1.111	.701	2688	25.6			

1910 MLB COMPARISONS

.249/.318/.326

7.66 rpg

2.77 ERA

.958 Fielding

highlights

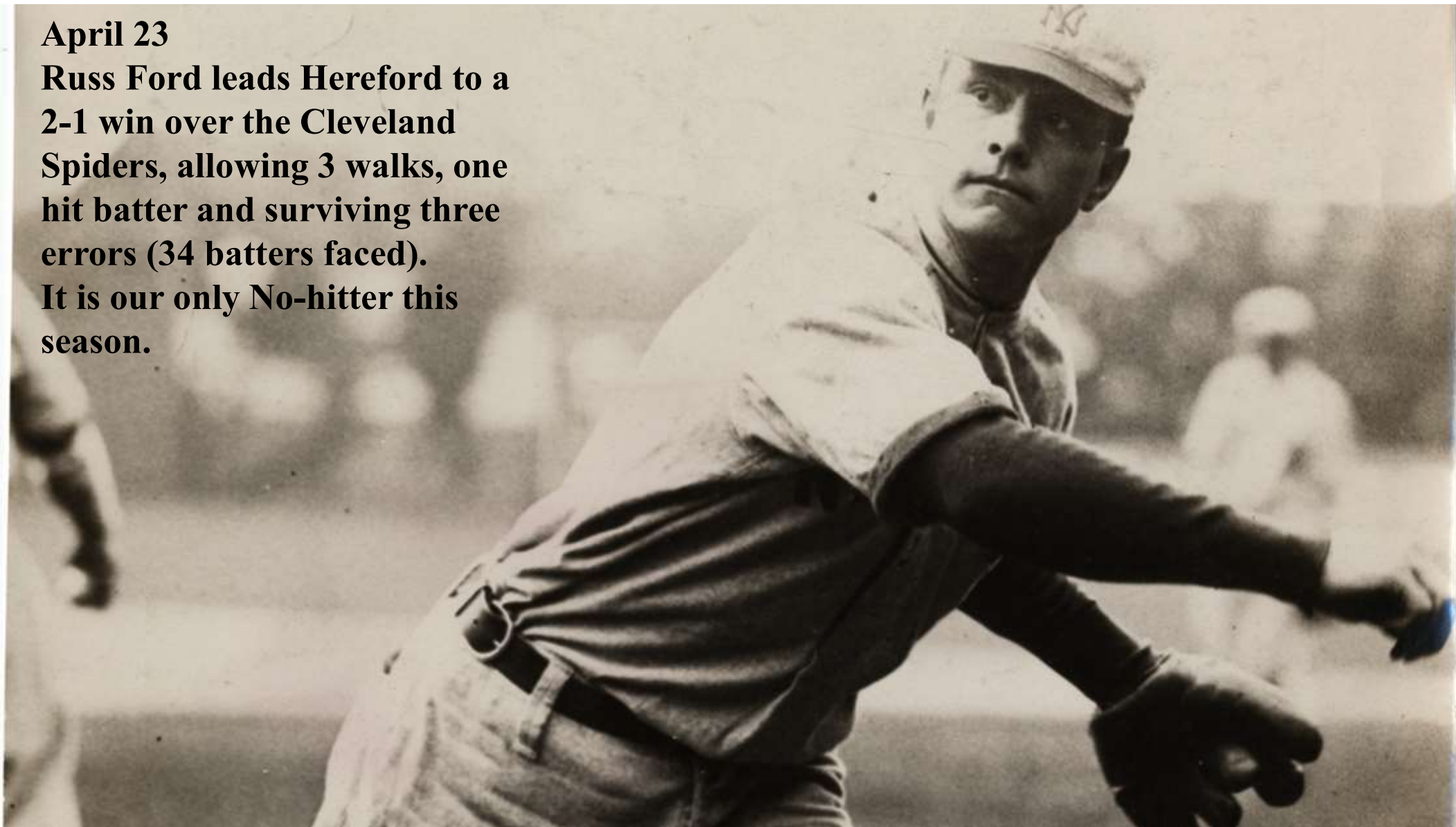


**NO
HIT
ZONE**

April 23

Russ Ford leads Hereford to a 2-1 win over the Cleveland Spiders, allowing 3 walks, one hit batter and surviving three errors (34 batters faced).

It is our only No-hitter this season.



A vinyl record is shown from a top-down perspective, partially covered by a bright blue sleeve. The record's surface is black with a visible grooved texture. The text "ONE-HIT WONDERS" is printed in a large, bold, yellow font with a red and blue outline, centered on the record. The sleeve's edge is visible at the bottom and sides, framing the record.

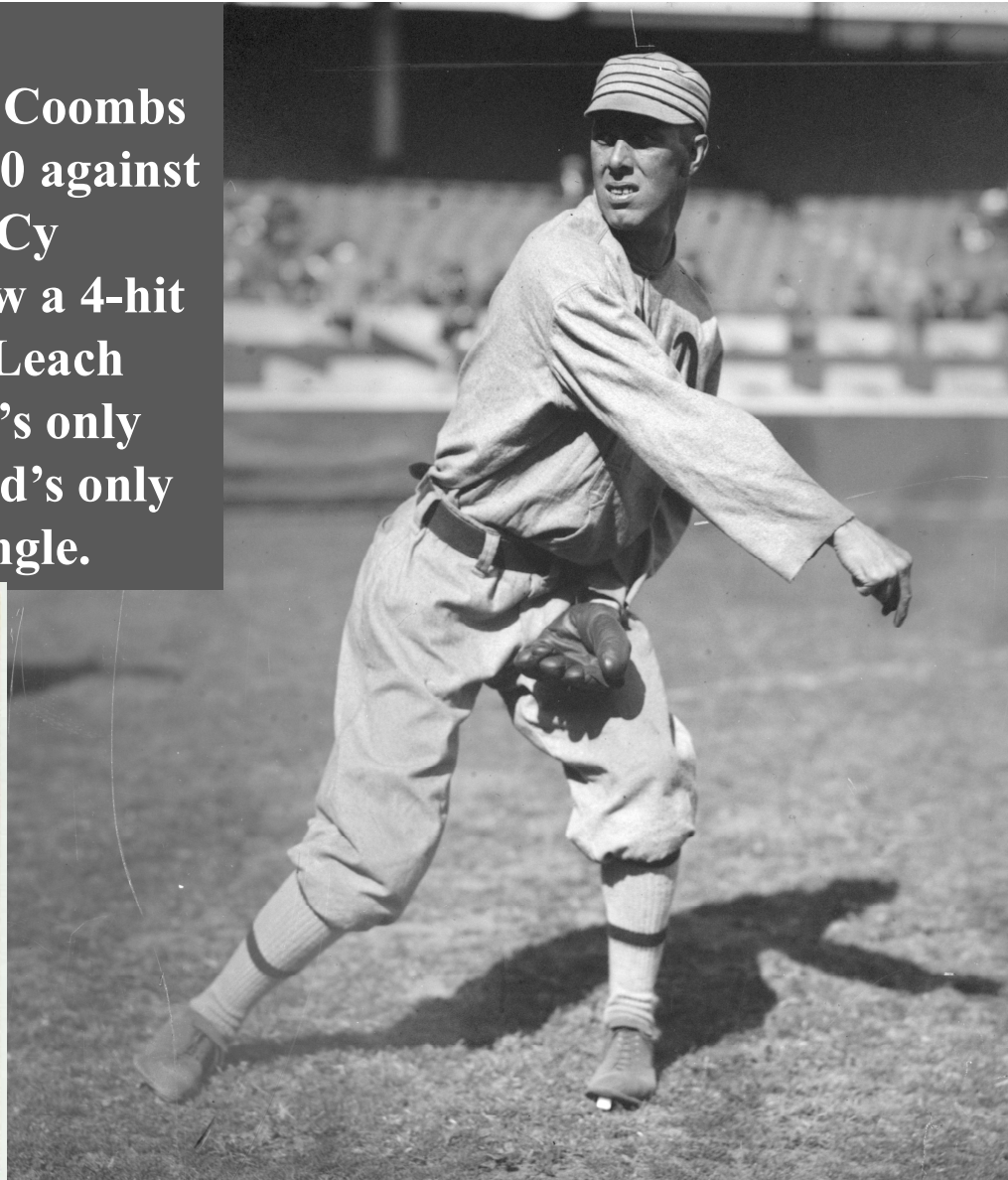
**ONE-HIT
WONDERS**

We had 26 one-hit complete games thrown this season, in addition to the one no-hitter. We also had four other combined 1-hitters. With one exception, all were thrown in winning efforts.


So Close



April 14
Bradenton's Jack Coombs
lost his 1-hitter, 1-0 against
Cleveland Spider Cy
Morgan who threw a 4-hit
shutout. Tommy Leach
drove in the game's only
run with Cleveland's only
hit, a 6th inning single.



LEACH PITTSBURG



MORGAN, ATHLETICS AMER.

April 14
Long Island's Bill Sweeney led off the game with a home run, and later drew a walk, but that was ALL that Dolly Gray allowed today, pitching 13 innings of no-hit ball after that, and surviving 4 Nap errors behind him to win, 2-1 for Cleveland. This was the only Nap 1-hitter of the season and earned Dolly a game score of 105.



GRAY, WASHINGTON




SWEENEY, BOSTON NAT'L



**April 16 - Ed Walsh
threw a 1-hitter for the
Cleveland Spiders,
winning 6-1 in
Bradenton. A single
by Kid Elberfeld, 3 walks and 4 errors did produce one run.**


"BIG" ED WALSH






April 17



King Cole pitched 8 shutout innings, allowing only a Rube Oldring single. Rube Benton pitched the 9th to complete the 7-0 1-hit Hyde Park victory over Cleveland Naps






April 18

George Bell walked 3 but only allowed a Clyde Engle single as Grand Rapids defeated Hereford, 2-0 despite 2 errors.



April 22

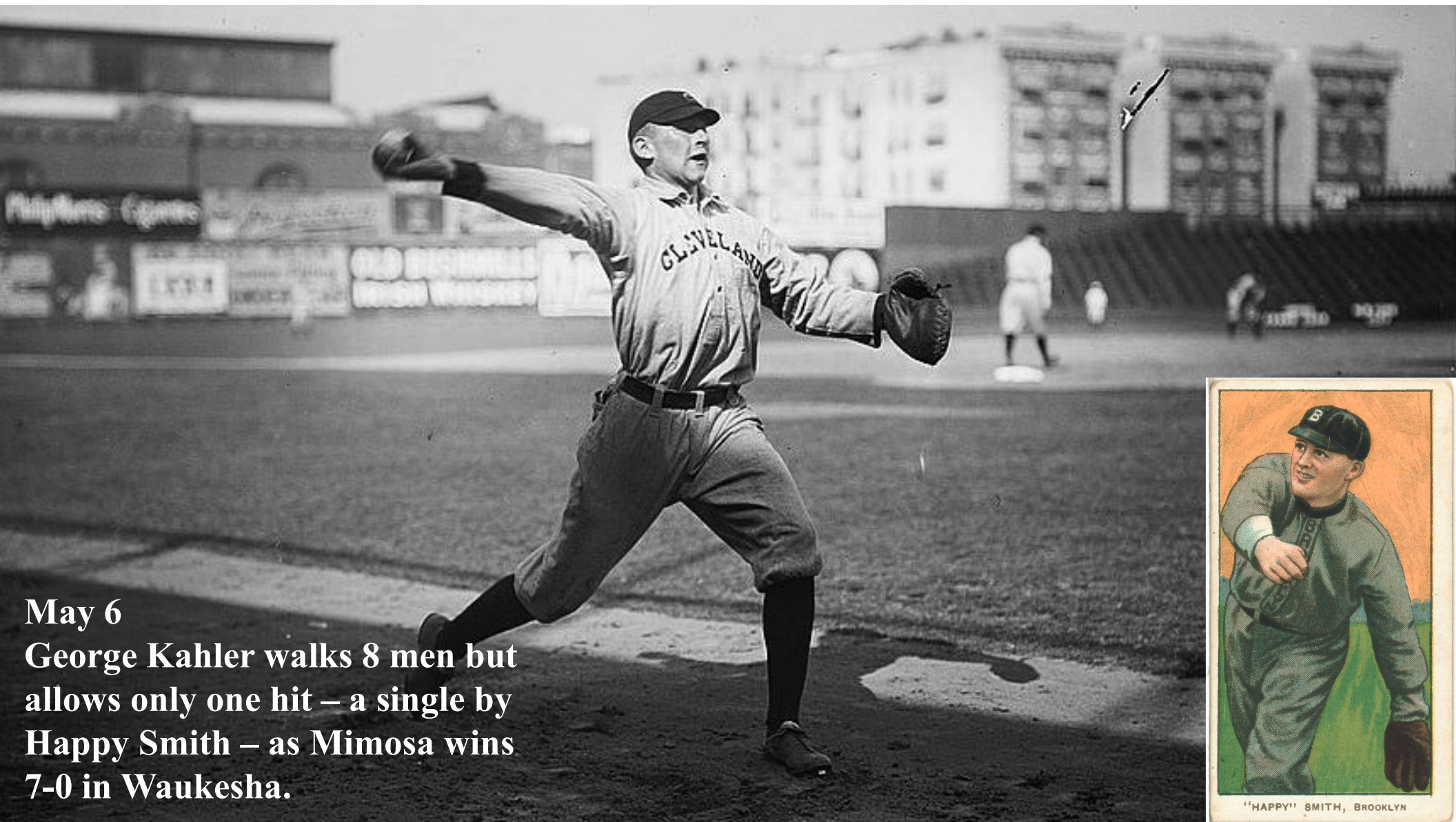
Russ Ford walked 6 but allowed only a Jake Stahl single to 1-hit Hereford, 2-0 for Grand Rapids



May 1

Louis Drucke threw 4 innings of no-hit ball, followed by Bob Harmon, who did the same for South Starrucca, who thumped Long Island, 15-2. Jim Moroney took the mound, giving up an RBI single to Zach Wheat while retiring one hitter. Doc Crandall got the final 2 outs to complete the combined 1-hitter.




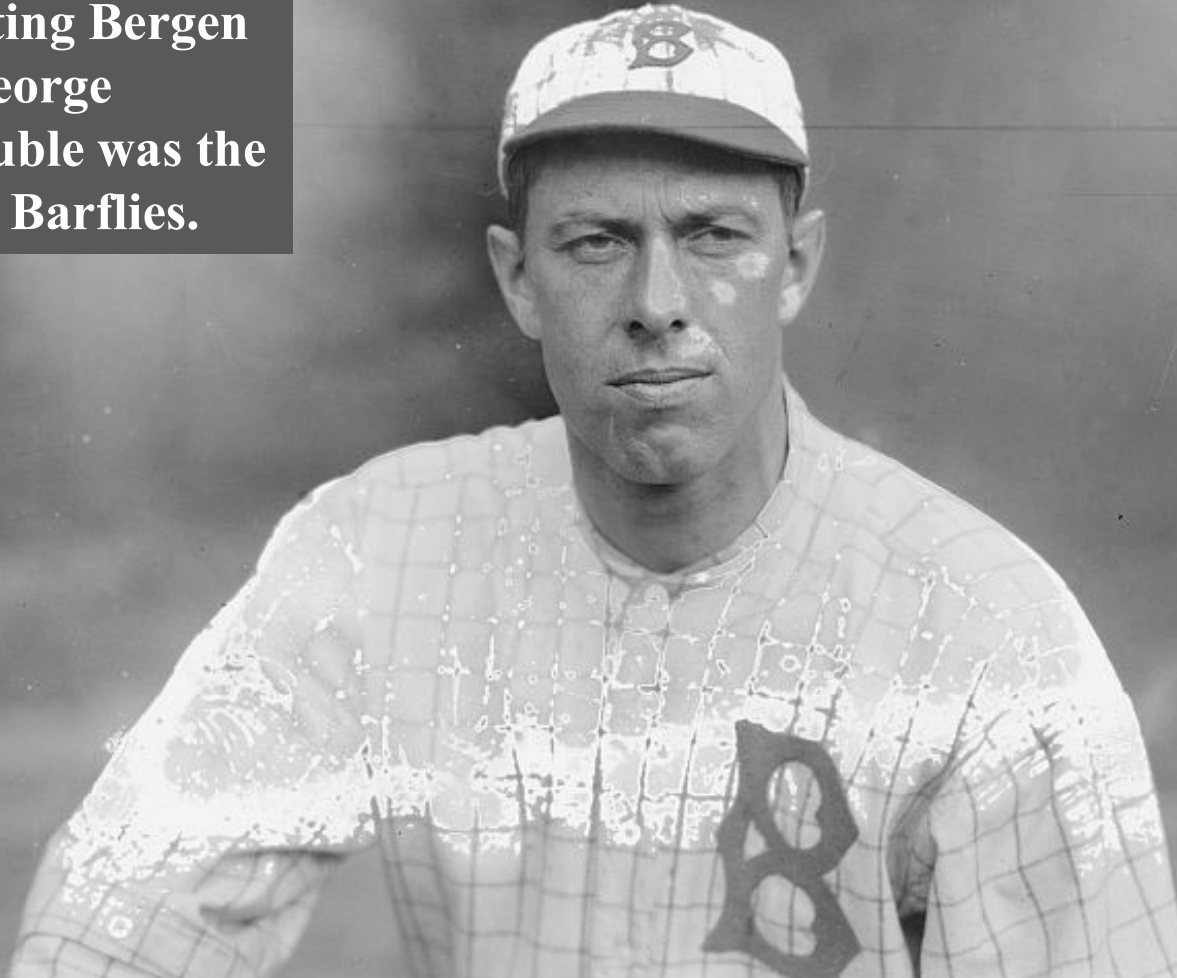


May 6
George Kahler walks 8 men but
allows only one hit – a single by
Happy Smith – as Mimosa wins
7-0 in Waukesha.




"HAPPY" SMITH, BROOKLYN

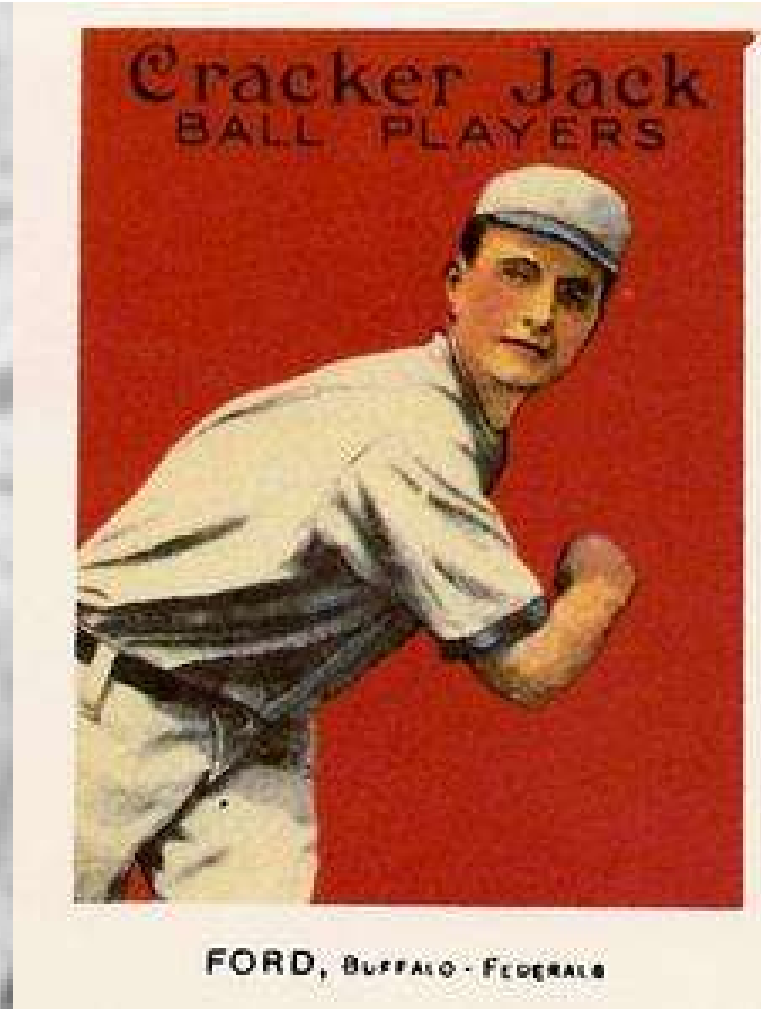
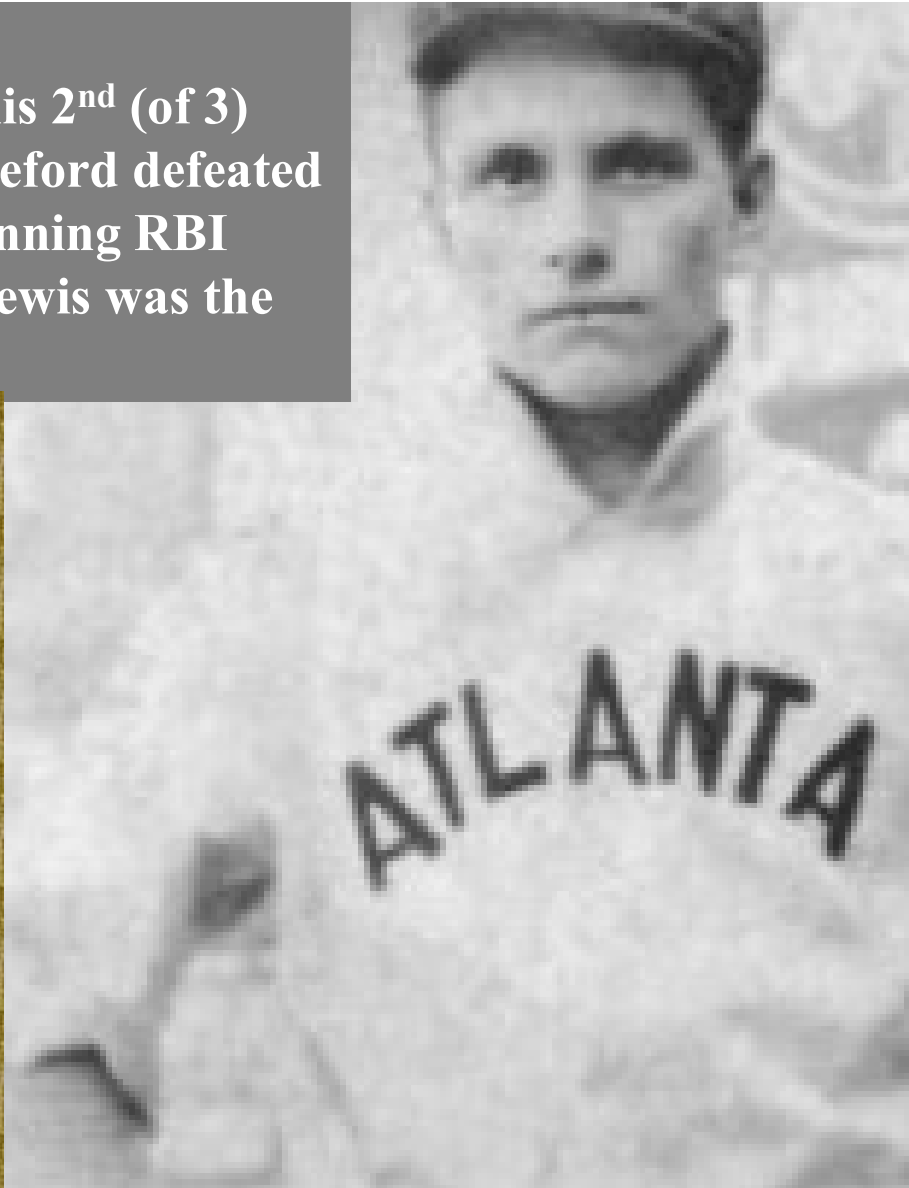
May 12
Bradenton's Jack Coombs
threw his 2nd one-hitter of
the year, defeating Bergen
4-1. Pitcher George
Chalmers's double was the
only hit for the Barflies.




May 16
Bradenton's Jack Coombs
made it back-to-back 1-
hitters, defeating the
Tecumsehs in London, 1-0.
Eddie Grant's single was
the lone safety.



May 26
Russ Ford threw his 2nd (of 3)
one-hitters, as Hereford defeated
Bergen 2-1. A 1st inning RBI
double by Duffy Lewis was the
only hit.



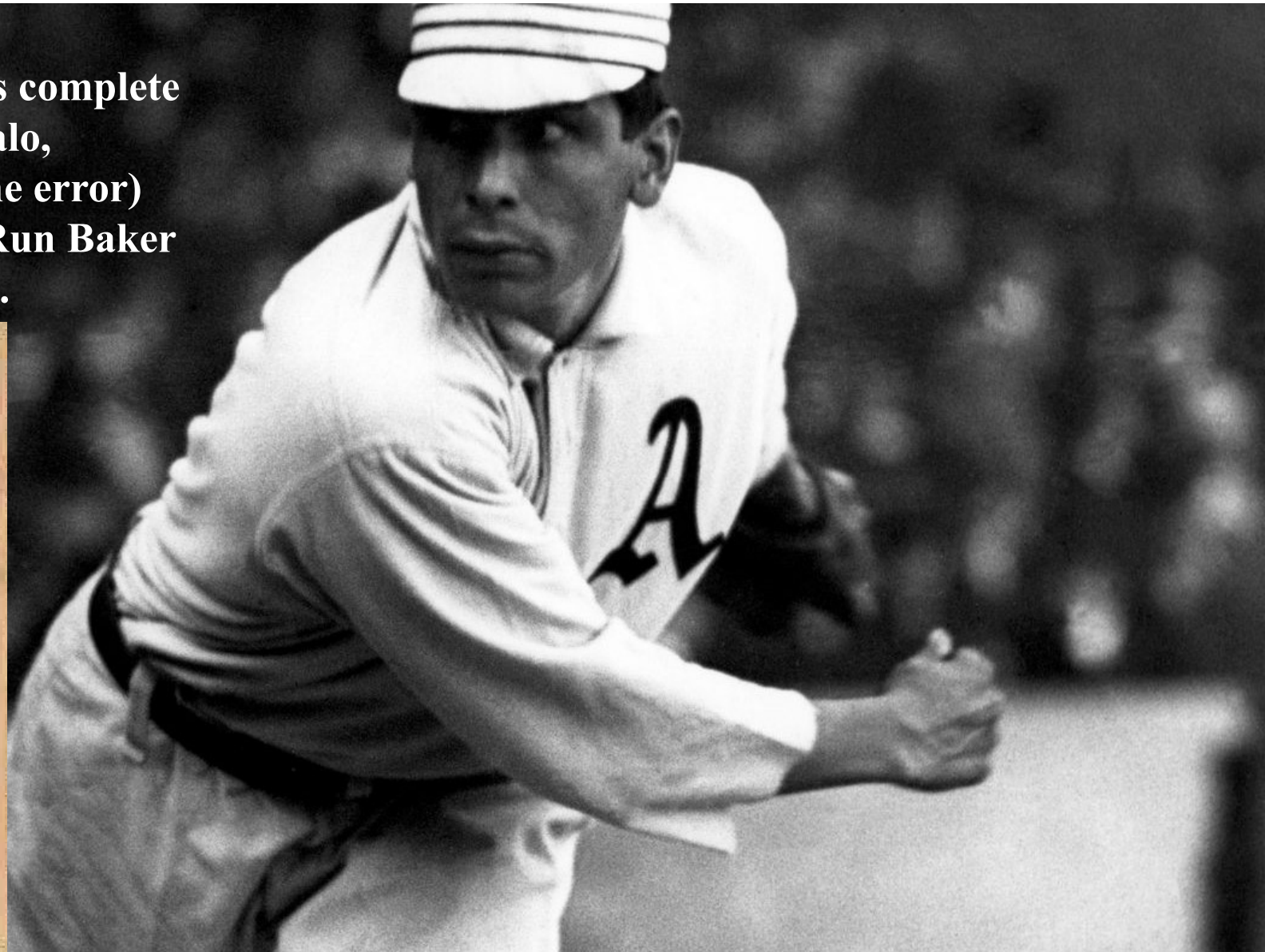

May 27
George McQuillan faces only 28
men, missing a perfect game by a
Donie Bush single as Pittsburgh
defeats the Spiders, 3-0.



5/27/09


June 2

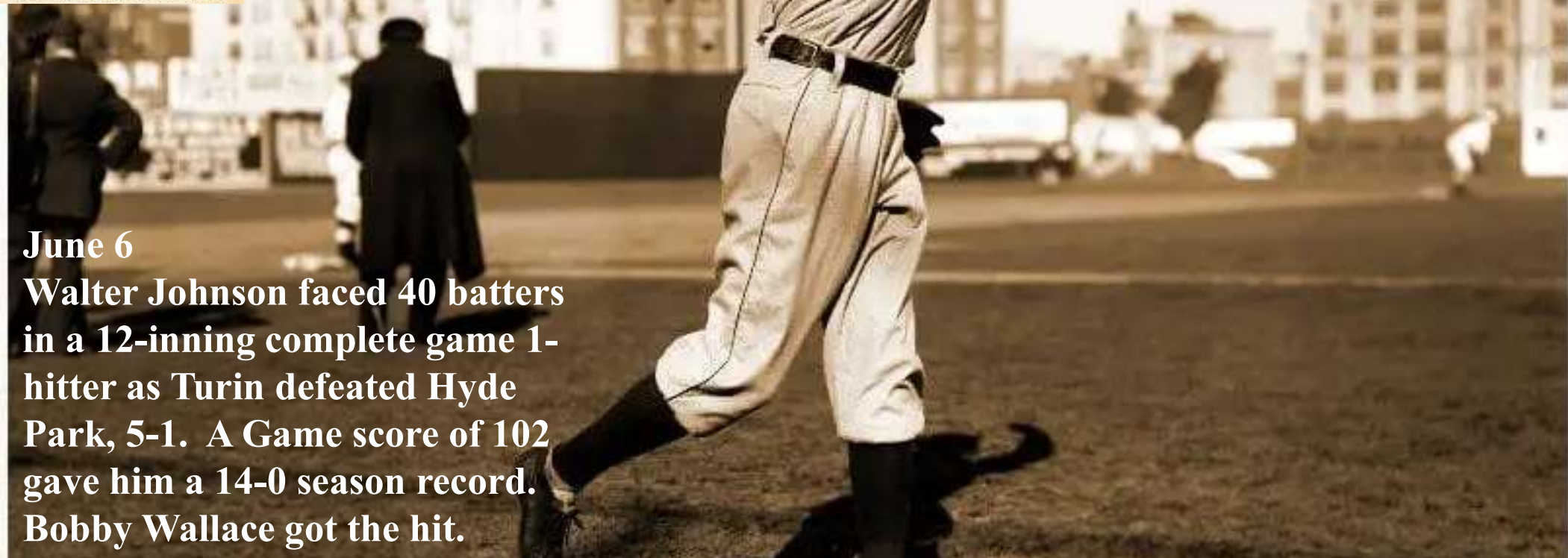

Chief Bender threw his complete game 1-hitter for Buffalo, walking just 2 (with one error) and a single to Home Run Baker to defeat Sonoma, 11-0.





**June 4
Jack Quinn faces only 28 hitters
as South Starrucca win 5-0 in
Buffalo. A single by No-No
Katon spoils the no-hit effort.**





June 6
Walter Johnson faced 40 batters
in a 12-inning complete game 1-
hitter as Turin defeated Hyde
Park, 5-1. A Game score of 102
gave him a 14-0 season record.
Bobby Wallace got the hit.

**June 11 - Cy Young shutout the Cleveland Spiders,
7-0 for Turin. The only base runner was Doc
Gessler, who doubled.**




July 6

Harry McIntire allowed a 1st inning RBI single to Bill Carrigan to lead Mexicali to a 3-2 win over the Cleveland Spiders with his one hitter.

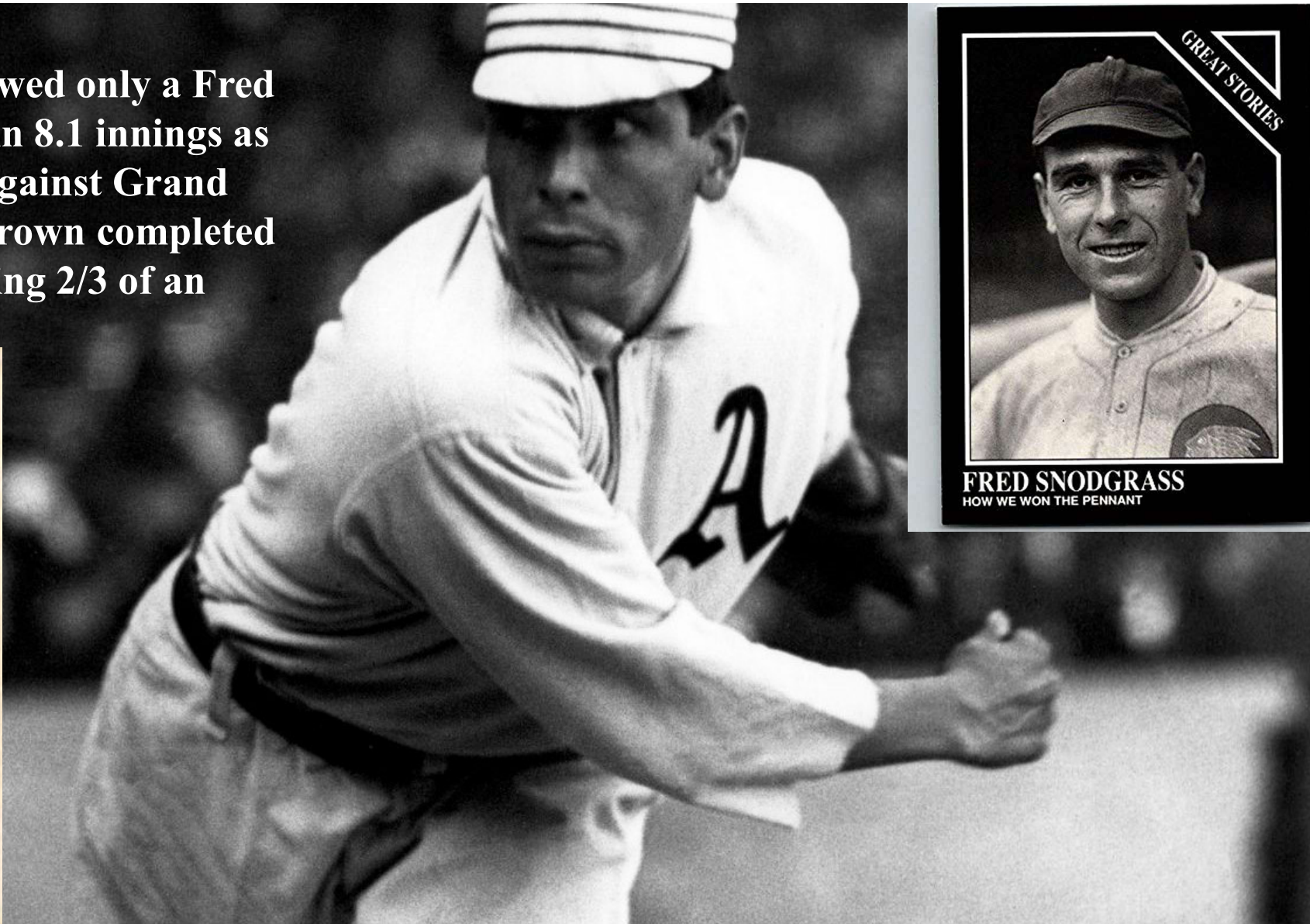


July 15
Bergen's Art Loudell had the day of his career when he 1-hit the Vitamen, 4-1 in Hyde Park. Harry Lord's single was the only hit.


Photo
Unavailable



July 17
Chief Bender allowed only a Fred Snodgrass single in 8.1 innings as Buffalo won 3-1 against Grand Rapids. Buster Brown completed the 1-hitter, pitching 2/3 of an inning.




Brown, Boston Nationals




FRED SNODGRASS
HOW WE WON THE PENNANT

August 4
Frank Smith's 1-hitter led London
to a 7-0 win over Buffalo. Sherry
Magee's single was the only hit.



August 5
George Suggs shutout the
Cleveland Naps, 2-0 with a
1-hitter for Mexicali. Ed
Abbatichio's single and 2
errors provided the only
baserunners.




SUPPLEMENT TO
The Sporting News
ST. LOUIS, NOVEMBER 25, 1909



GEORGE BELL
BROOKLYN NATIONAL LEAGUE

August 9

George Bell threw his 2nd 1-hitter of the season for Grand Rapids, edging the Spiders, 1-0 in Cleveland. Fred Mitchell's double was the only hit.



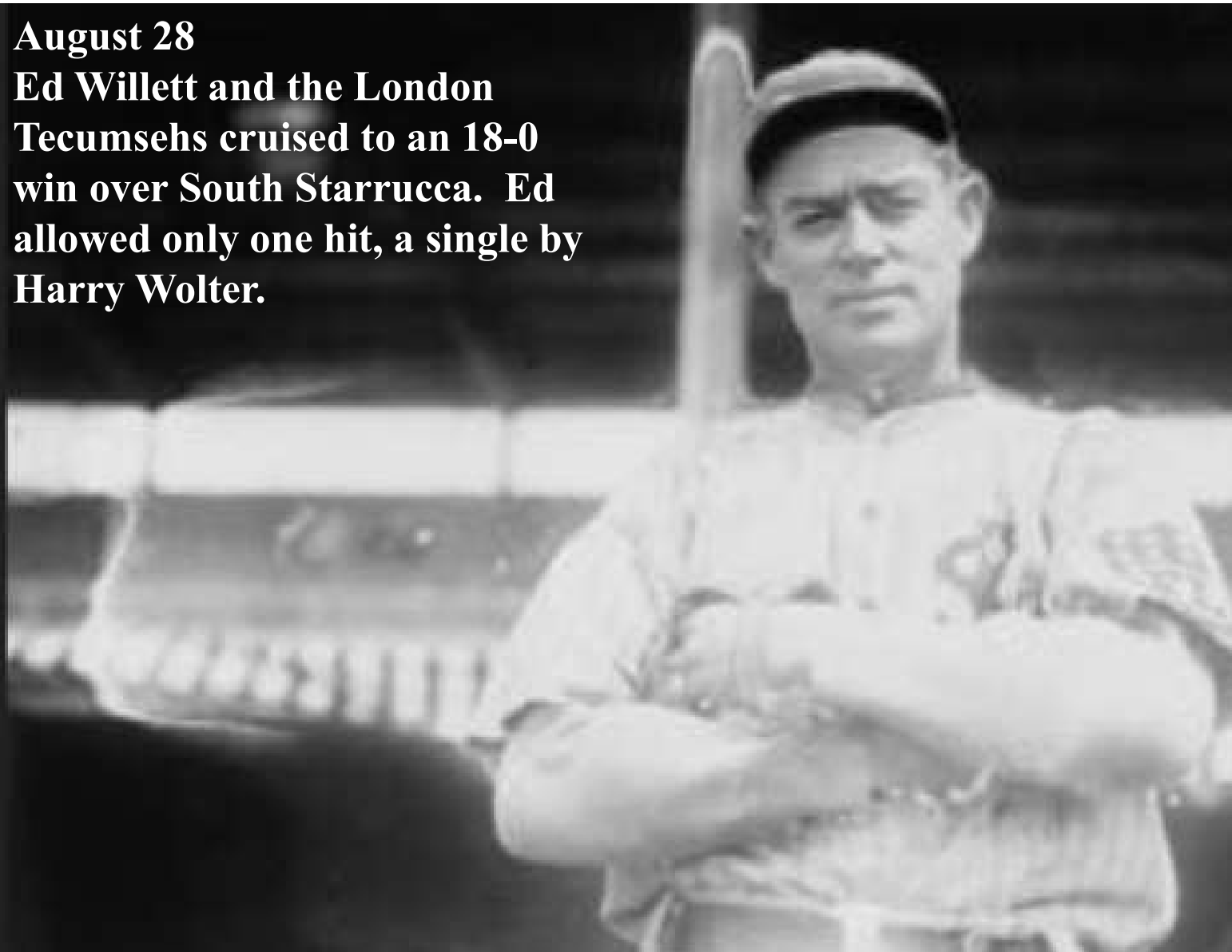
BELL, BROOKLYN



MITCHELL, TORONTO

August 28

Ed Willett and the London Tecumsehs cruised to an 18-0 win over South Starrucca. Ed allowed only one hit, a single by Harry Wolter.



September 5

Buffalo's Ray Collins had pitched six innings of no-hit ball.

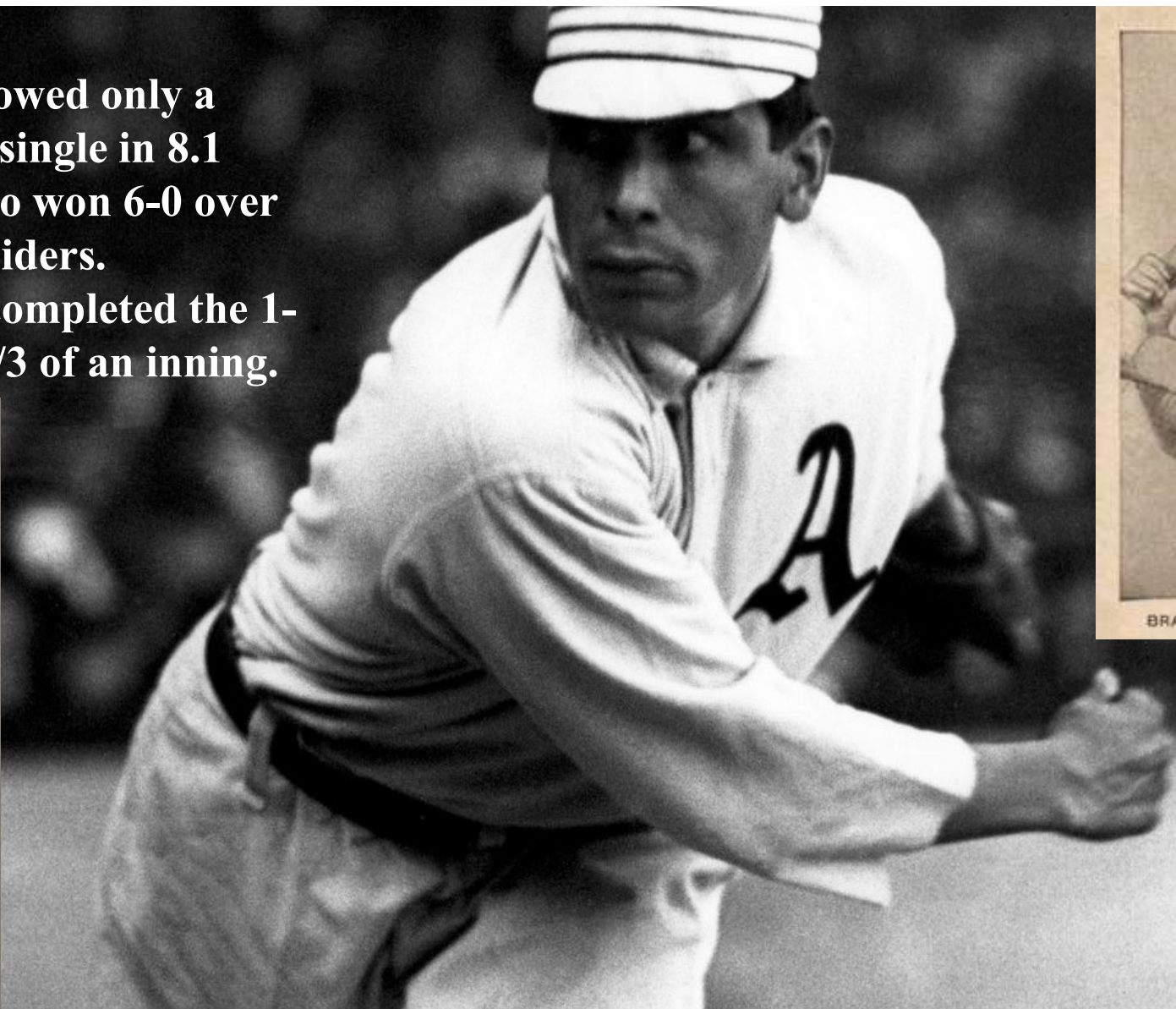
In the 7th, after Tommy Leach had scored on an error, Billy Purtell singled home the tying run for the Spiders of Cleveland, eventually forcing extra innings. Collins would go on to pitch another ELEVEN innings of no-hit ball before Bob Unglaub singled home the game winner for him with 1 out in the bottom of the 18th. Ray's Game Score was 124 with his 1-hitter.



September 8

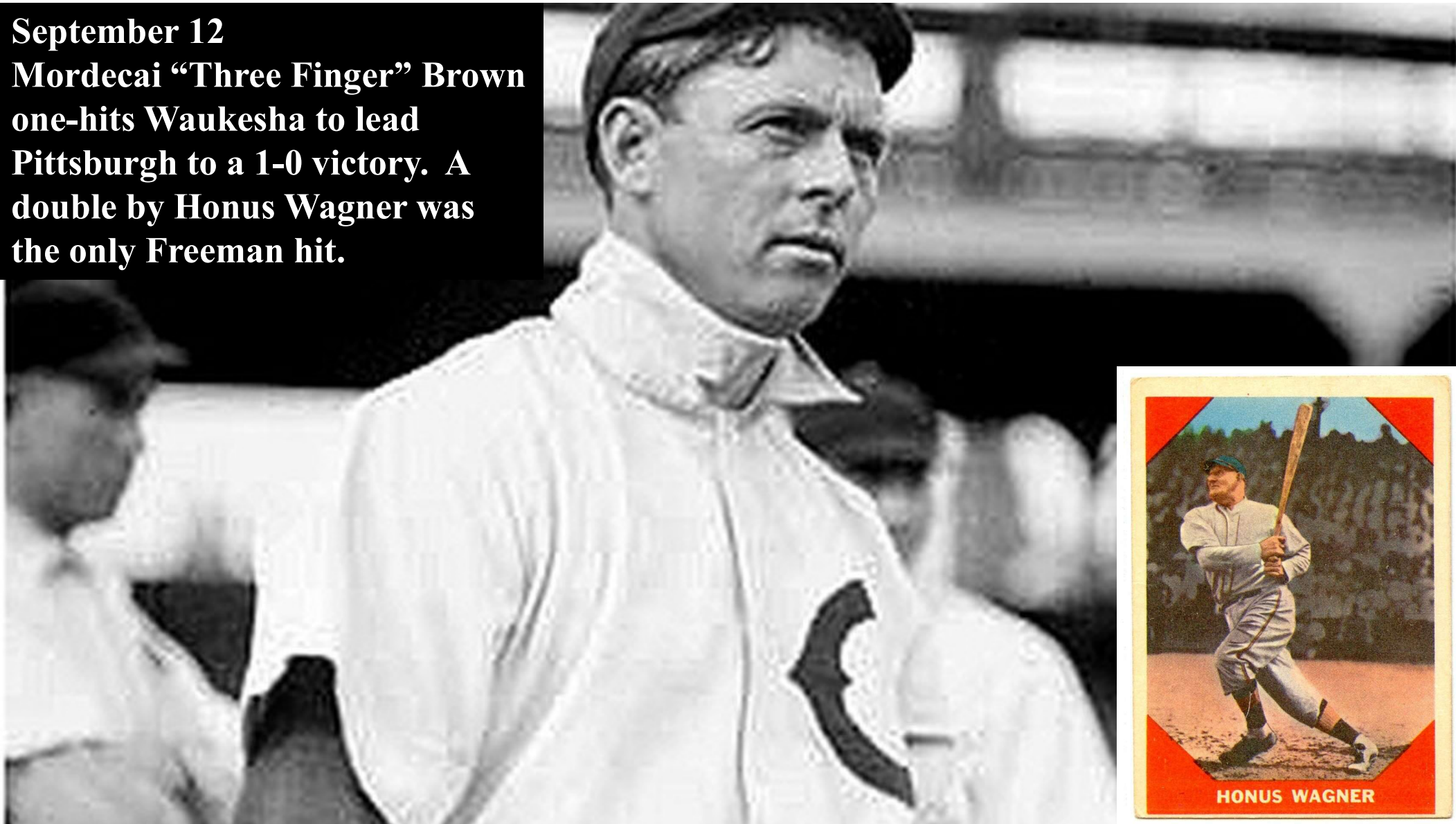
**Chief Bender allowed only a
Kitty Bransfield single in 8.1
innings as Buffalo won 6-0 over
the Cleveland Spiders.**

**Bugs Raymond completed the 1-
hitter, pitching 2/3 of an inning.**



BRANSFIELD, PHILA. NAT'L

September 12
Mordecai “Three Finger” Brown
one-hits Waukesha to lead
Pittsburgh to a 1-0 victory. A
double by Honus Wagner was
the only Freeman hit.





Cole, p. Cubs

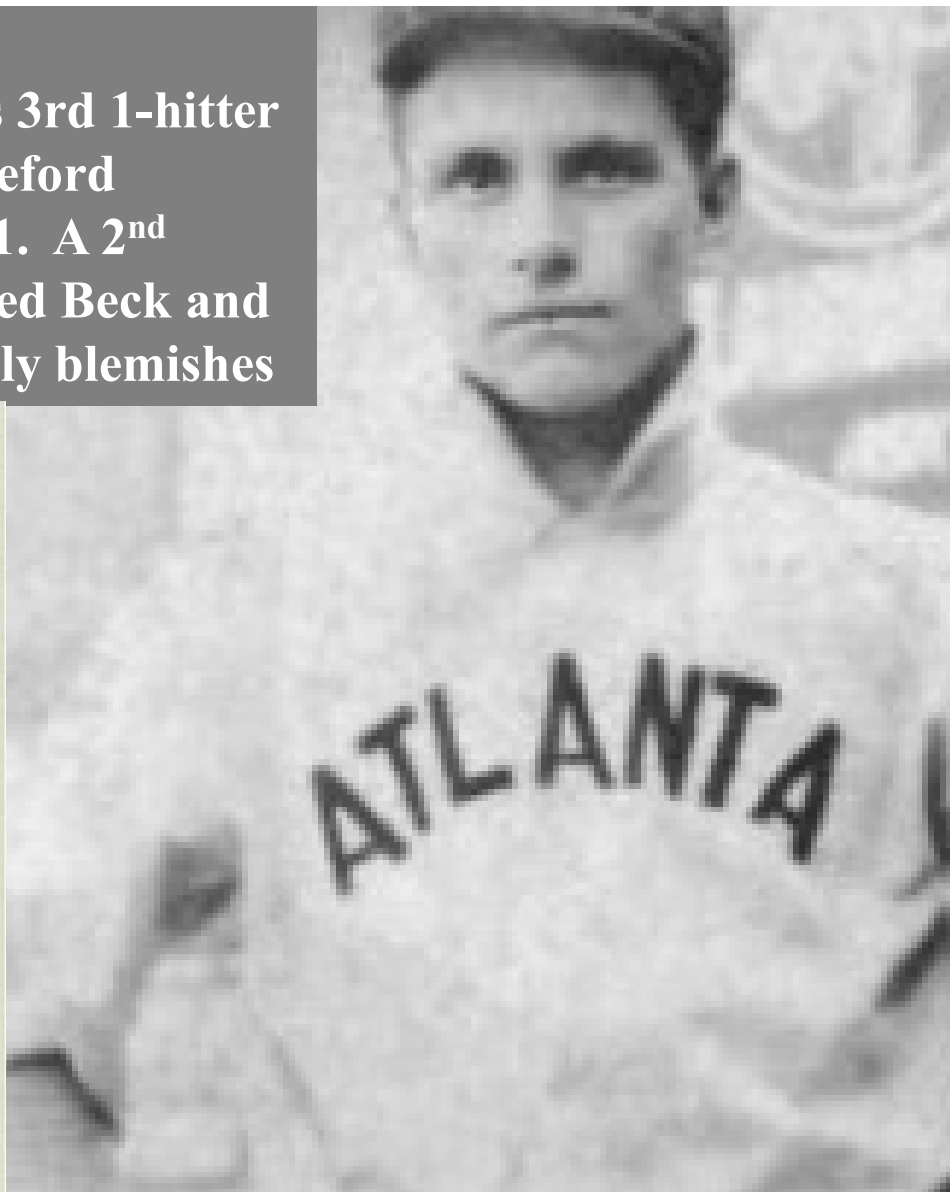
September 14
King Cole leads Hyde Park to a 3-0 win in Cleveland. The only Spider hit is a single by Paul Meloan. Cole faced 31 hitters, walking 3.



Meloan, Chicago Americans


September 15

Russ Ford threw his 3rd 1-hitter of the season as Hereford defeated Buffalo, 2-1. A 2nd inning double by Fred Beck and 3 errors were the only blemishes


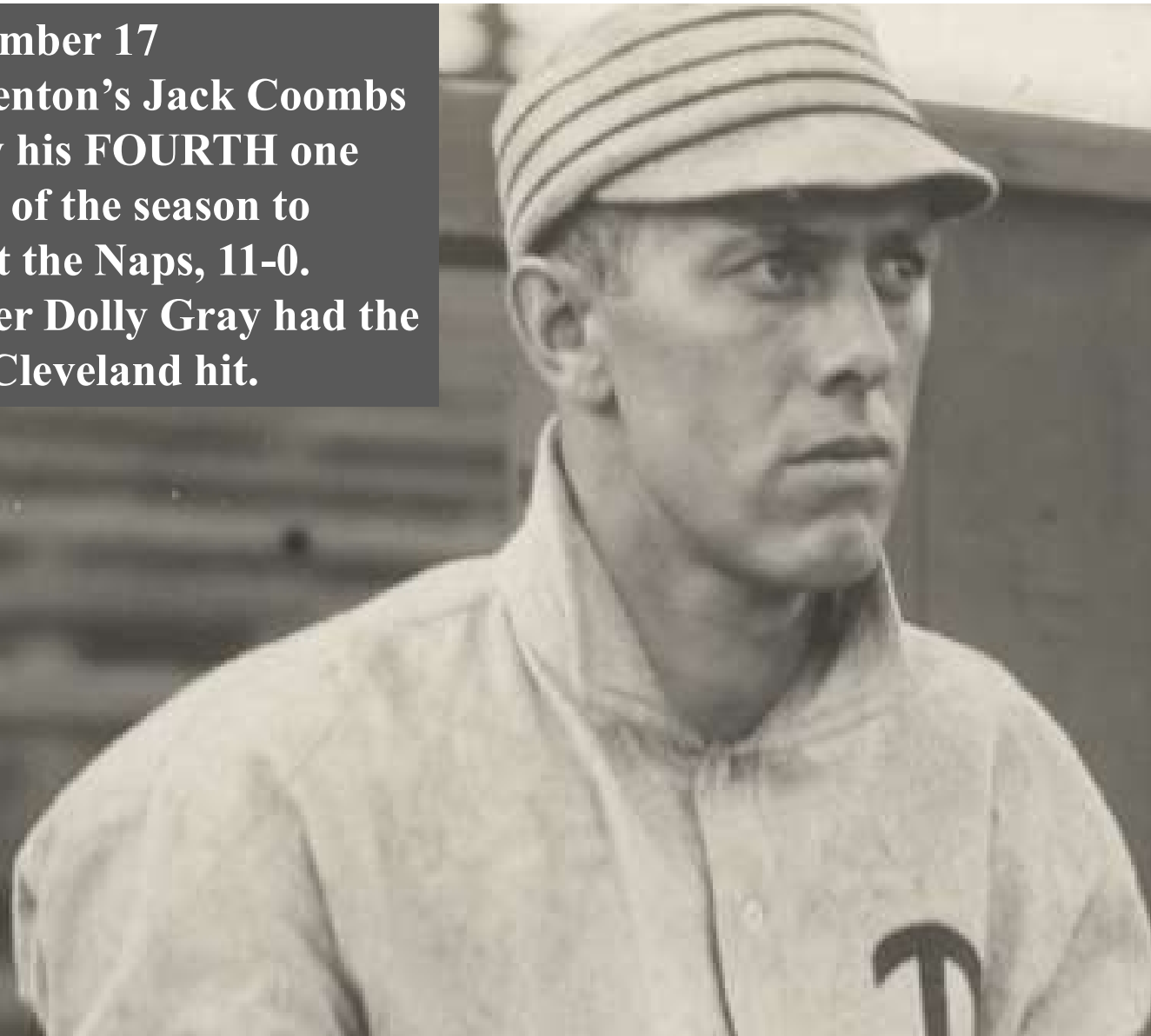


September 16

Jack Rowan walks 5 but allows only a single to Eddie Grant as Turin edges London, 1-0.



September 17
Bradenton's Jack Coombs
threw his FOURTH one
hitter of the season to
defeat the Naps, 11-0.
Pitcher Dolly Gray had the
only Cleveland hit.





**Eight times this season a pitcher struck out a dozen batters or more in one game.
Three of those came in extra inning games.**

K

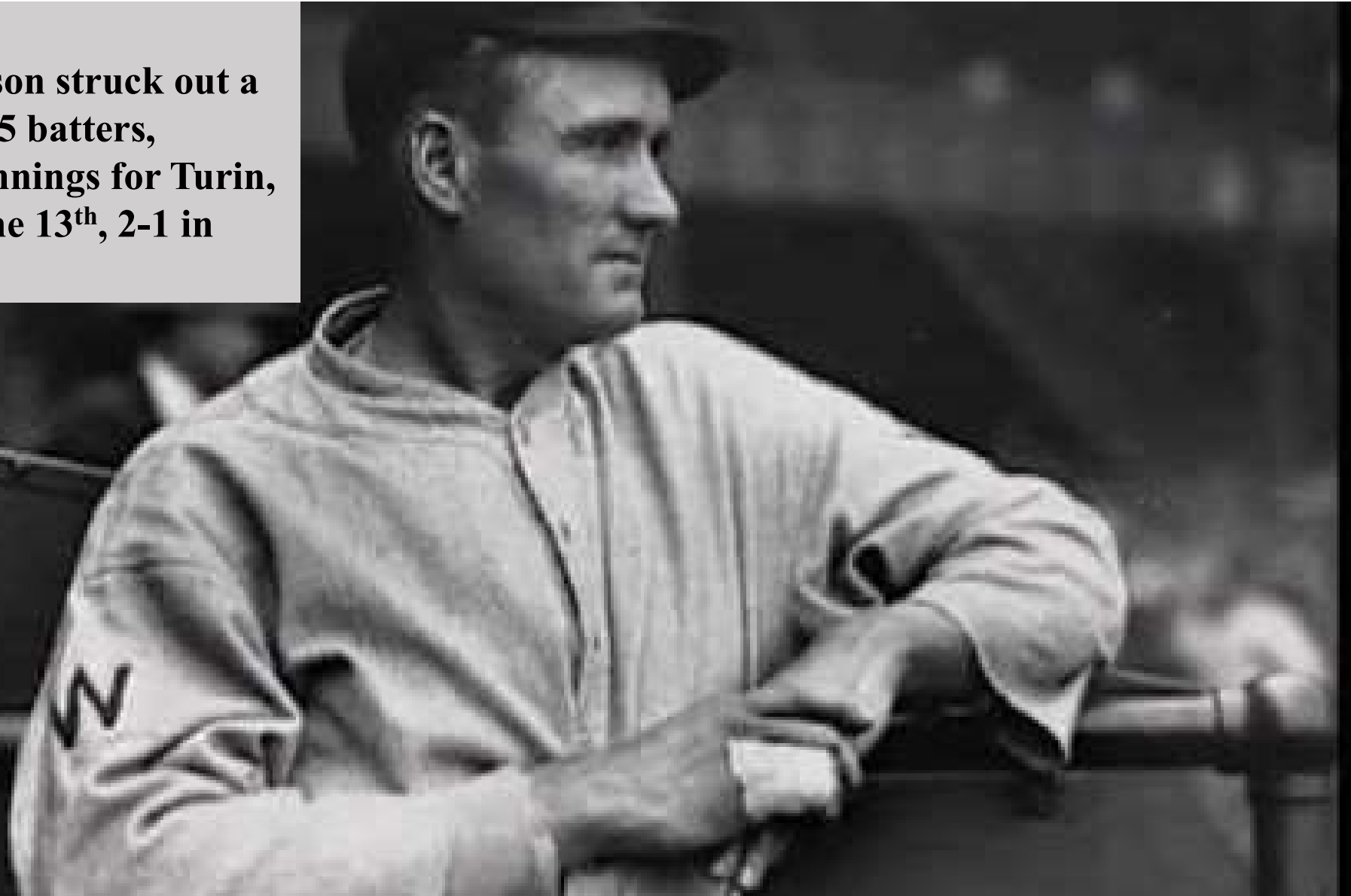


**June 22 – Jack Coombs fans
a dozen Mallards to win a 1-0
shutout for the Buckeyes.**



June 24

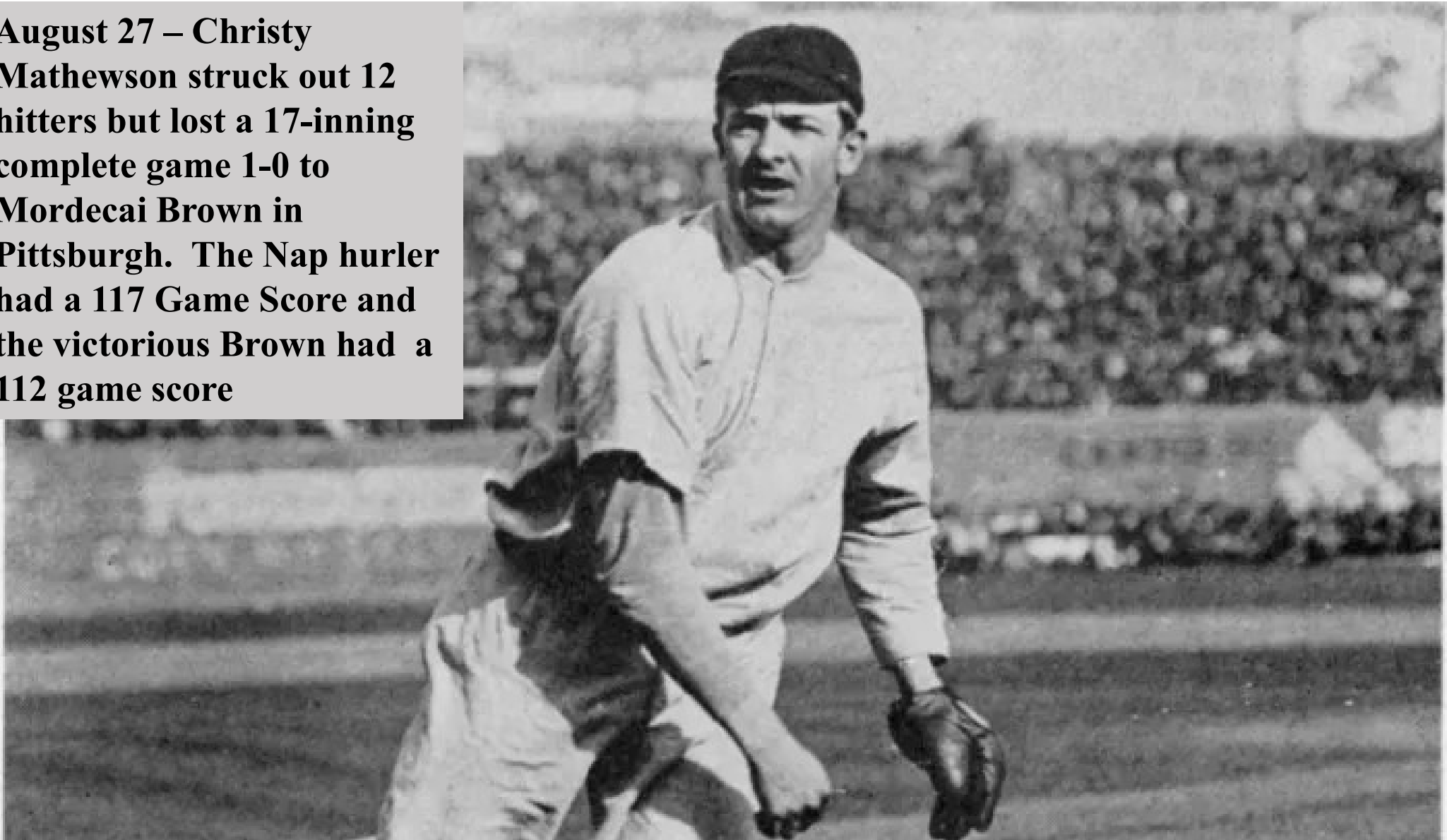
Walter Johnson struck out a season best 15 batters, pitching 12 innings for Turin, who last in the 13th, 2-1 in London.

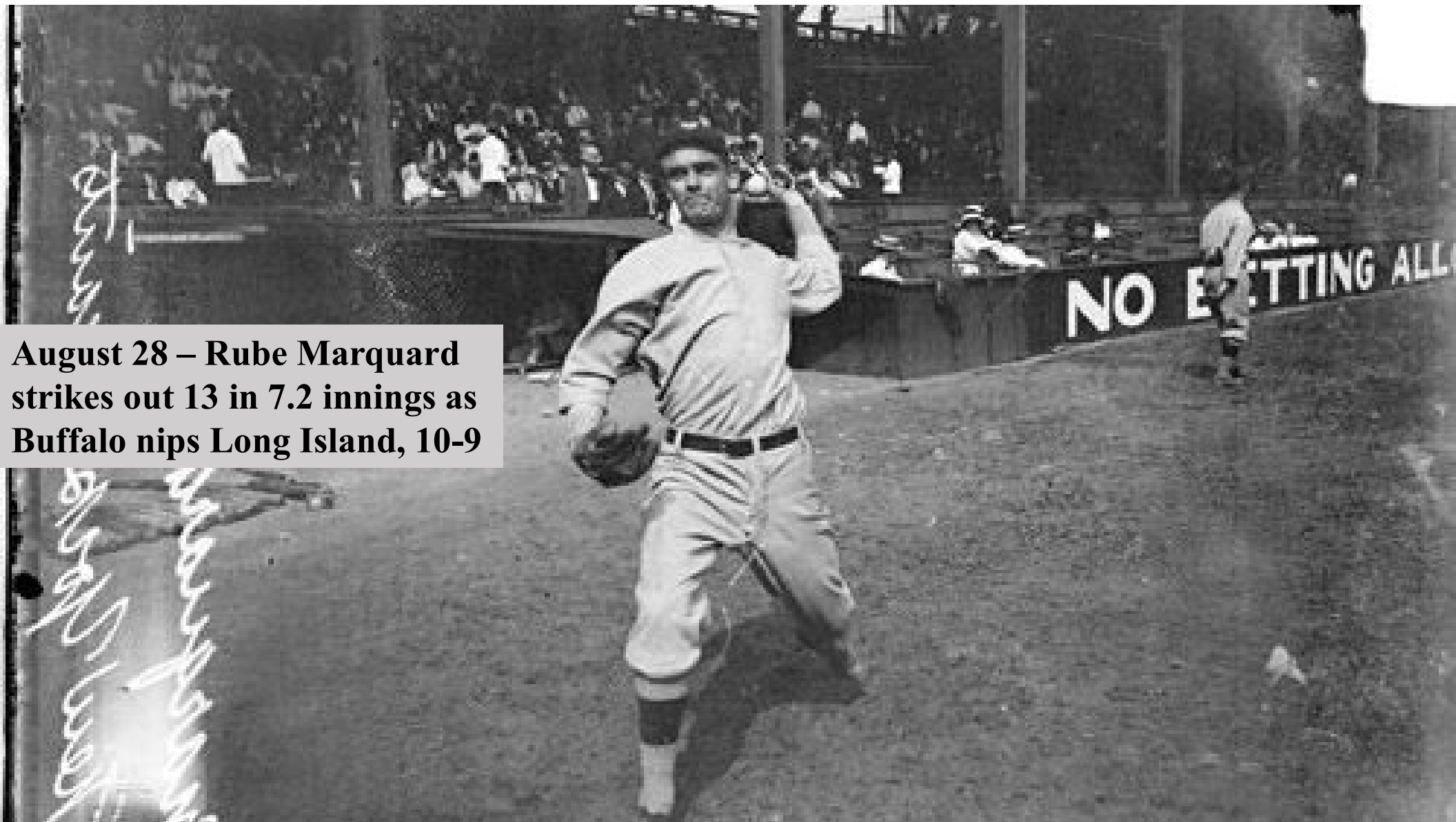


August 7 – Ed Walsh fans a dozen Wolverines in a 3-1 Cleveland Spider victory.

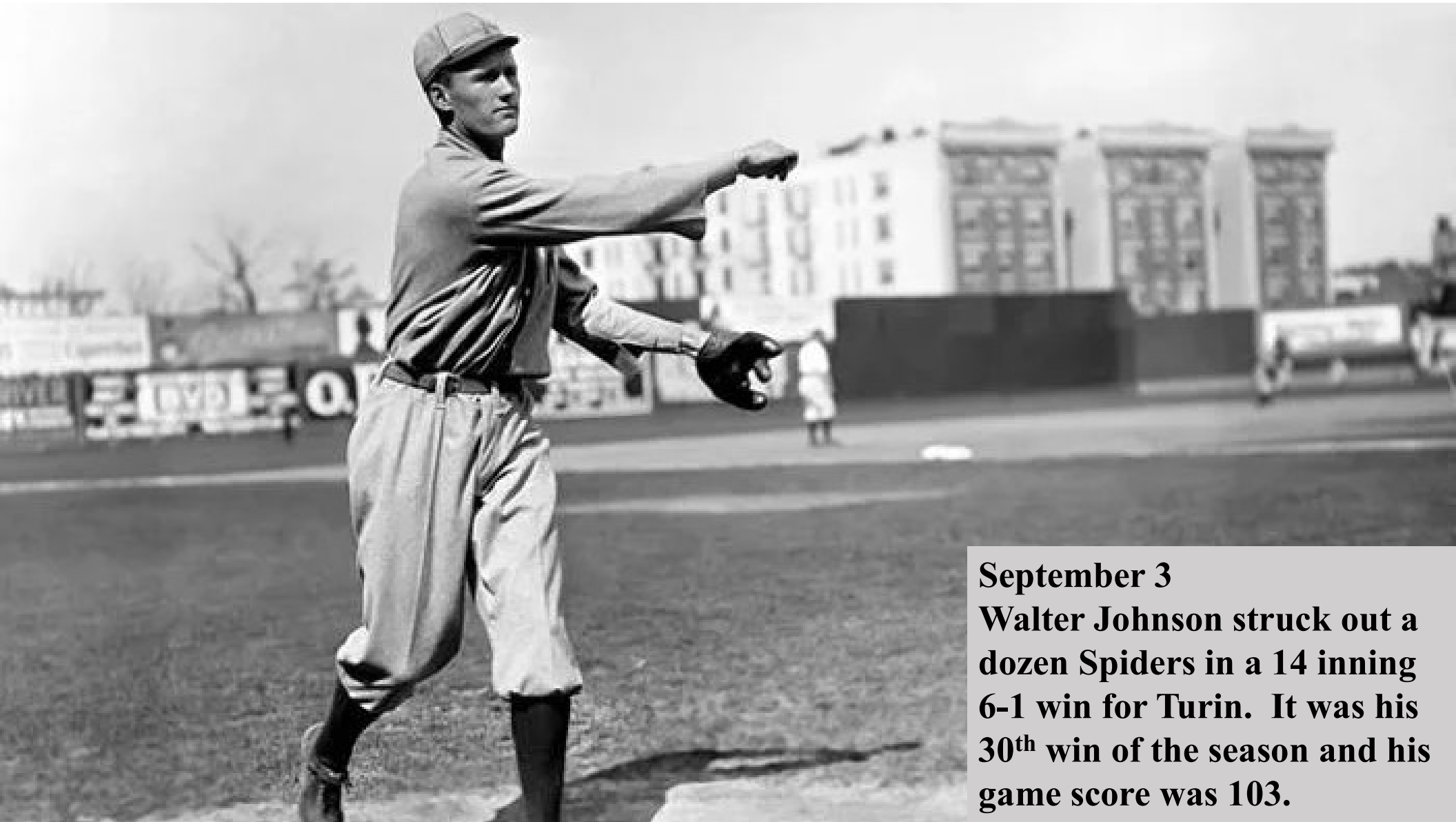


August 27 – Christy Mathewson struck out 12 hitters but lost a 17-inning complete game 1-0 to Mordecai Brown in Pittsburgh. The Nap hurler had a 117 Game Score and the victorious Brown had a 112 game score





August 28 – Rube Marquard strikes out 13 in 7.2 innings as Buffalo nips Long Island, 10-9



September 3


Walter Johnson struck out a dozen Spiders in a 14 inning 6-1 win for Turin. It was his 30th win of the season and his game score was 103.

September 13
Earl Moore strikes out a dozen
as Hereford defeats London
16-4.



September 15

Ray Golden lasts only 5.2 innings but strikes out 12 hitters as Long Island drops a 4-1 decision against in Cleveland. Winner Ed Walsh (right) had 11 strikeouts for the Spiders.





One hundred seventeen (117) games were settled in extra innings this season.

10 innings – 58

11 innings – 27

12 innings – 16

13 innings - 5

14 innings - 5

15 innings - 2

16 innings - 1



two games lasted 17 innings and one lasted 18 . . .

April 17 – Waukesha blew a 2-0 9th inning lead and stranded 18 runners before finally defeating London, 3-2 in the bottom of the 17th inning.

August 27 – 17 innings (see next page)

September 5 – 18 innings (see following)

BROWN vs. MATHEWSON

GREATEST TREAT *of THE YEAR* for BASEBALL FANS

CINCINNATI, OHIO, SEPT. 1, 1916.

"YOU CAN POSITIVELY
COUNT ON MY PITCHING
AGAINST BROWN ON
SEPT. 4th."

CHRISTY
MATHEWSON,
MANAGER
CINCINNATI REDS.

CHRISTY
MATHEWSON



"THREE
FINGERED"
BROWN

CHICAGO, ILL.
"MORDECAI BROWN
WILL BE READY
TO BATTLE
AGAINST
MATHEWSON
LABOR DAY."
JOE TINKER.

Pittsburgh Rebels at Cleveland Naps																										
Team	1	2	3	4	5	6	7	8	9	10	11	12														
Pittsburgh Rebels	0	0	0	0	0	0	0	0	0	0	0	0														
Cleveland Naps	0	0	0	0	0	0	0	0	0	0	0	0														
Team	13	14	15	16	17	R	H	E	LOB	DP																
Pittsburgh Rebels	0	0	0	0	1	1	8	0	7	1																
Cleveland Naps	0	0	0	0	0	0	5	0	9	1																
Pittsburgh Rebels (Game 127)																										
NAME	FT	AB	R	HR	BI	2B	3B	HR	TB	SO	BB	IBB	HBP	SH	SF	SB	CS	GDP	AVG	PO	A	E	DP	PB		
B. Byrne, 3b		7	0	3	0	0	0	0	3	0	0	0	0	0	0	0	0	0	1	.254	3	7	0	1		
R. Ellis, lf		5	1	0	0	0	0	0	0	1	1	0	0	1	0	1	0	0	.262	1	1	0	0			
T. Speaker, cf		7	0	0	0	0	0	0	0	1	0	0	0	0	0	0	0	0	.375	6	0	0	0			
D. Murphy, rf		6	0	0	1	0	0	0	0	2	0	0	0	1	0	0	0	0	.298	1	0	0	0			
J. Tinker, ss		7	0	1	0	0	1	0	3	3	0	0	0	0	0	0	0	0	.270	2	4	0	0			
C. Meyers, c		6	0	0	0	0	0	0	0	1	0	0	0	0	0	0	0	0	.286	6	1	0	0	0		
F. Truesdale, 2b		5	0	2	0	1	0	0	3	1	1	0	0	0	0	0	1	0	.215	5	7	0	0			
G. Stovall, 1b		5	0	0	0	0	0	0	0	1	0	0	0	1	0	1	0	0	.256	25	4	0	1			
T. Brown, p		6	0	2	0	0	0	0	2	2	0	0	0	0	0	0	0	0	.225							
Totals		54	1	8	1	1	1	0	11	12	2	0	0	3	0	2	1	1								
NAME	FT	G	SC	IP	H	R	ER	2B	3B	HR	BF	SO	BB	IBB	HB	SH	SF	WP	BK	IR	ERA					
T. Brown, W, 24-10		11	2	17.0	5	0	0	0	0	0	60	3	6	2	0	4	0	0	0	0	1.74	2	7	0	0	
Totals				17.0	5	0	0	0	0	0	60	3	6	2	0	4	0	0	0	0		51	31	0	1	0
Cleveland Naps (Game 128)																										
NAME	FT	AB	R	HR	BI	2B	3B	HR	TB	SO	BB	IBB	HBP	SH	SF	SB	CS	GDP	AVG	PO	A	E	DP	PB		
E. Collins, 2b		5	0	0	0	0	0	0	0	1	1	0	0	1	0	0	0	0	.288	3	3	0	1			
B. Bescher, cf		3	0	1	0	0	0	0	1	0	3	1	0	1	0	0	0	0	.238	7	0	0	0			
R. Oldring, rf		6	0	1	0	0	0	0	1	0	1	1	0	0	0	0	0	0	.288	7	0	0	0			
C. Hemphill, lf		5	0	0	0	0	0	0	0	0	0	0	0	2	0	0	0	0	.232	6	0	0	0			
A. Bridwell, ss		7	0	0	0	0	0	0	0	0	0	0	0	0	0	0	0	0	.295	2	6	0	1			
P. Graham, c		6	0	0	0	0	0	0	0	0	1	0	0	0	0	0	0	0	.262	12	2	0	0	0		
H. Steinfeldt, 3b		6	0	2	0	0	0	0	2	0	0	0	0	0	0	0	0	0	.251	2	2	0	0			
R. Hobbs, 1b		6	0	0	0	0	0	0	0	1	0	0	0	0	0	0	0	0	.208	12	0	0	1			
C. Mathewson, p		6	0	1	0	0	0	0	1	1	0	0	0	0	0	0	0	0	.218							
Totals		50	0	5	0	0	0	0	5	3	6	2	0	4	0	0	0	0								
NAME	FT	G	SC	IP	H	R	ER	2B	3B	HR	BF	SO	BB	IBB	HB	SH	SF	WP	BK	IR	ERA					
C. Mathewson, L, 19-14		11	7	17.0	8	1	1	1	1	0	59	12	2	0	0	3	0	1	0	0	2.29	0	3	0	0	

August 27
Three Finger Brown
battled Christy
Mathewson to a 16
inning draw before
Danny Murphy
squeezed home Rube
Ellis in the top of the
17th.
Mordecai won the
game with a Game
Score of 112.
Hard luck Matty drew
the loss despite a Game
Score of 117!

Team	1	2	3	4	5	6	7	8	9	10	11	12
Cleveland Spiders	0	0	0	0	0	0	2	0	0	0	0	0
Buffalo Mules	0	0	0	1	0	1	0	0	0	0	0	0

Team	13	14	15	16	17	18	R	H	E	LOB	DP
Cleveland Spiders	0	0	0	0	0	0	2	1	4	7	0
Buffalo Mules	0	0	0	0	0	1	3	8	3	11	0

Cleveland Spiders (Game 137)																								
NAME	FT	AB	R	HR	BI	2B	3B	HR	TB	SO	BB	IBB	HBP	SH	SF	SB	CS	GDP	AVG	PO	A	E	DP	PB
D. Gessler, lf		6	0	0	0	0	0	0	0	0	1	0	0	0	0	0	1	0	.220	8	1	0	0	
J. Titus, rf		6	0	0	0	0	0	0	0	1	1	0	0	0	0	0	0	0	.231	0	0	0	0	
T. Leach, cf		4	1	0	0	0	0	0	0	0	2	0	0	1	0	1	0	0	.305	8	0	0	0	
K. Bransfield, 1b		7	0	0	0	0	0	0	0	0	0	0	0	0	0	0	0	0	.207	17	1	0	0	
B. Carrigan, c		7	0	0	0	0	0	0	0	1	0	0	0	0	0	1	0	0	.231	8	1	1	0	1
D. Miller, 2b		7	1	0	0	0	0	0	0	1	0	0	0	0	0	0	0	0	.209	6	2	1	0	
T. Turner, ss		4	0	0	0	0	0	0	0	0	2	0	1	0	0	0	1	0	.213	2	10	0	0	
B. Purtell, 3b		6	0	1	1	0	0	0	1	0	0	0	0	1	0	0	0	0	.226	3	3	1	0	
E. Walsh, p		6	0	0	0	0	0	0	0	0	0	0	0	0	0	0	0	0	.161					
C. Shifflett, ph	I	1	0	0	0	0	0	0	0	1	0	0	0	0	0	0	0	0	.160	0	0	0	0	
C. Evans, p		0	0	0	0	0	0	0	0	0	0	0	0	0	0	0	0	0	-					
Totals		54	2	1	1	0	0	0	1	4	6	0	1	2	0	2	2	0						

NAME	FT	G	SC	IP	H	R	ER	2B	3B	HR	BF	SO	BB	IBB	HB	SH	SF	WP	BK	IR	ERA	
E. Walsh		11	2	17.0	6	2	1	2	0	0	61	6	2	1	0	0	0	0	0	0	0	1.18
C. Evans, L, 0-1		.1	2	1	1	0	0	0	0	0	5	0	1	1	1	0	0	0	0	0	0	27.00
Totals		17.1	8	3	2	2	0	0	0	0	66	6	3	2	1	0	0	0	0	0	0	


Buffalo Mules (Game 136)																								
NAME	FT	AB	R	HR	BI	2B	3B	HR	TB	SO	BB	IBB	HBP	SH	SF	SB	CS	GDP	AVG	PO	A	E	DP	PB
A. Wilson, c		8	0	1	0	1	0	0	2	0	0	0	0	0	0	0	0	0	.182	7	2	1	0	0
S. Magee, cf		6	1	1	0	0	0	0	1	2	2	1	0	0	0	1	0	0	.354	5	0	0	0	
T. Cobb, lf		5	1	1	0	0	0	0	1	0	1	1	0	0	0	0	1	0	.416	2	0	0	0	
B. Unglaub, 1f		2	0	1	1	0	0	0	1	0	0	0	0	0	0	0	0	0	.218	1	0	0	0	
F. Merkle, 1b		7	0	2	2	1	0	0	3	0	0	0	0	0	0	0	0	0	.307	28	2	0	0	
F. Beck, rf		7	0	0	0	0	0	0	0	1	0	0	0	0	0	0	0	0	.242	6	0	0	0	
A. McConnell, 2b		0	0	0	0	0	0	0	0	0	0	0	0	0	0	0	0	0	.236	1	0	0	0	
N. Katon, 2b		7	0	1	0	0	0	0	1	1	0	0	0	0	0	0	0	0	.232	2	4	1	0	
A. Phelan, 3b		7	0	0	0	0	0	0	0	1	0	0	0	0	0	0	0	0	.186	1	6	0	0	
G. McBride, ss		7	1	1	0	0	0	0	1	1	0	0	0	0	0	0	0	0	.193	0	10	1	0	
R. Collins, p		6	0	0	0	0	0	0	0	0	0	0	1	0	0	0	0	0	.103					
Totals		62	3	8	3	2	0	0	10	6	3	2	1	0	0	1	1	0						

NAME	FT	G	SC	IP	H	R	ER	2B	3B	HR	BF	SO	BB	IBB	HB	SH	SF	WP	BK	IR	ERA	
R. Collins, W, 16-10		12	4	18.0	1	2	0	0	0	0	63	4	6	0	1	2	0	0	0	0	0	2.52
Totals		18.0	1	2	0	0	0	0	0	0	63	4	6	0	1	2	0	0	0	0	0	

INJURIES : T. Cobb (2 days), A. McConnell (23 days)

September 5
Big Ed Walsh pitched 17 innings for the Spiders, earning a Game Score of 112 but got NO DECISION as Rip Collins pitched an 18 inning complete game with a Game Score of 124 for the Mules

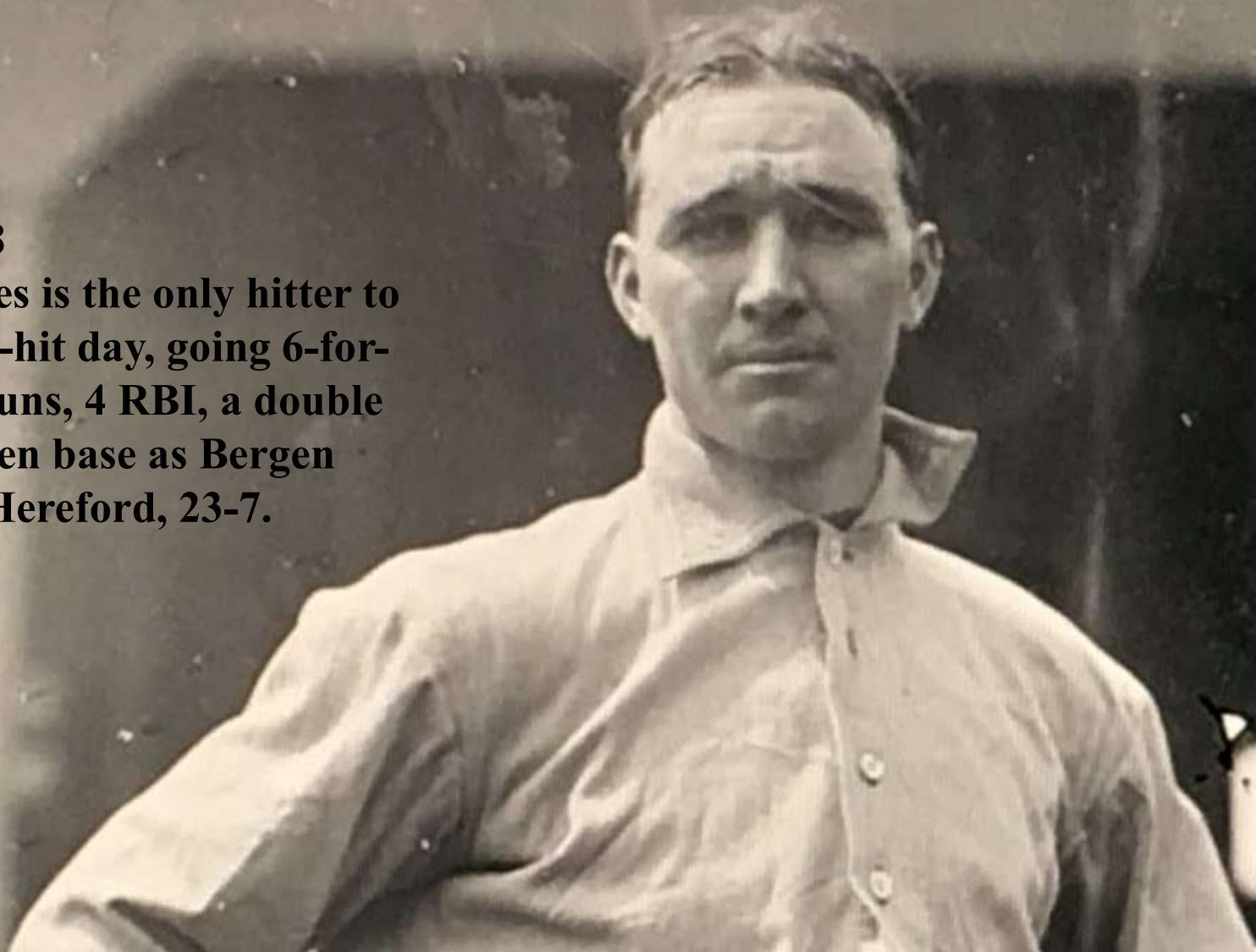
BIG ED WALSH






SUPER SIX

August 18
Davy Jones is the only hitter to
have a six-hit day, going 6-for-
7 with 4 runs, 4 RBI, a double
and a stolen base as Bergen
beats on Hereford, 23-7.





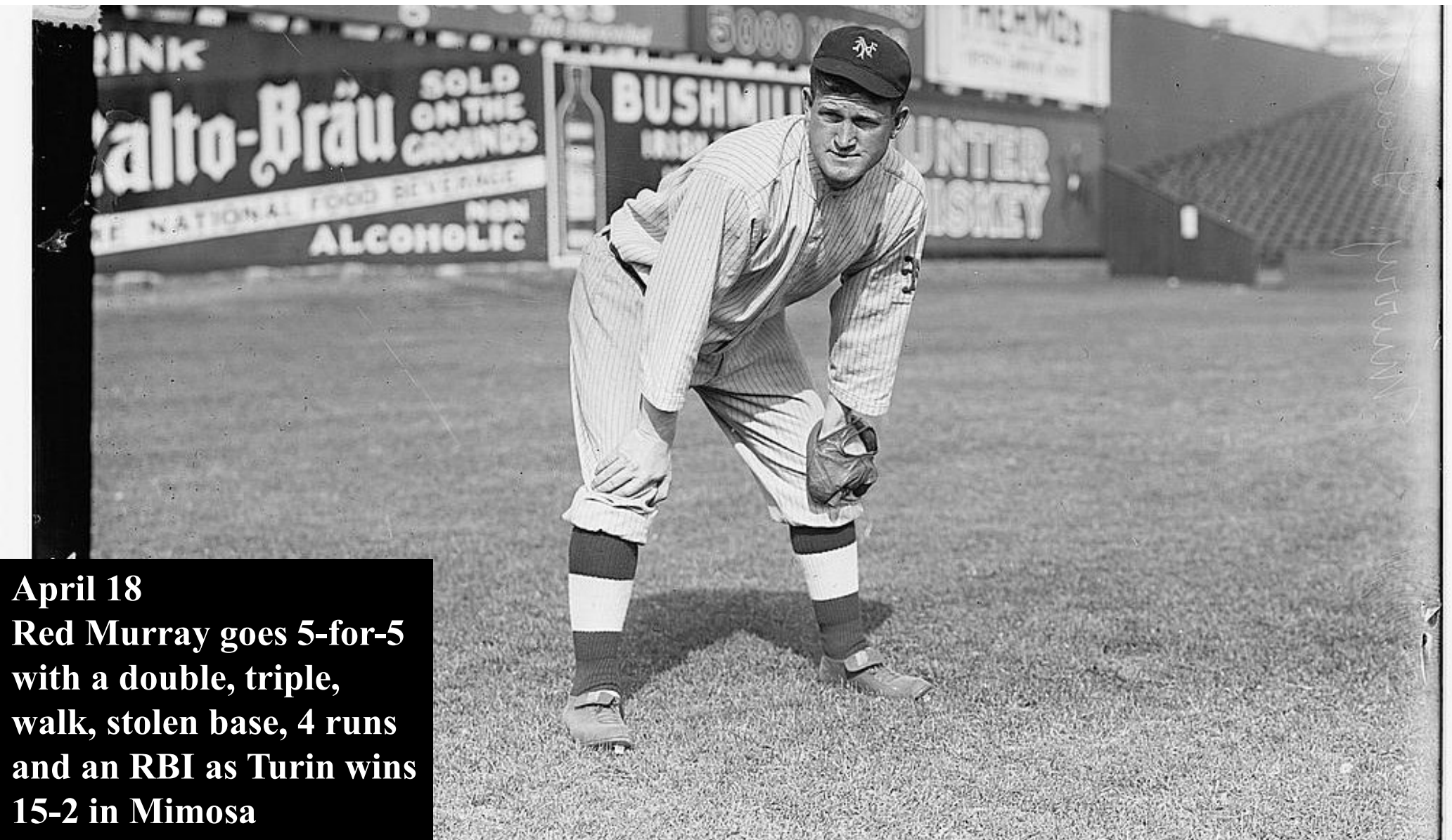
Nap LaJoie is the only player to have multiple 5-hit games this season. He did it three times for Bradenton, 4/29 5-for-6 in Hyde Park 8/31 5-for-6 in Mimosa 9/20 5-for-6 in Bergen



NAPOLEON LAJOIE
Cleveland American League



www.baseball-almanac.com




April 18
Red Murray goes 5-for-5
with a double, triple,
walk, stolen base, 4 runs
and an RBI as Turin wins
15-2 in Mimosa



June 17

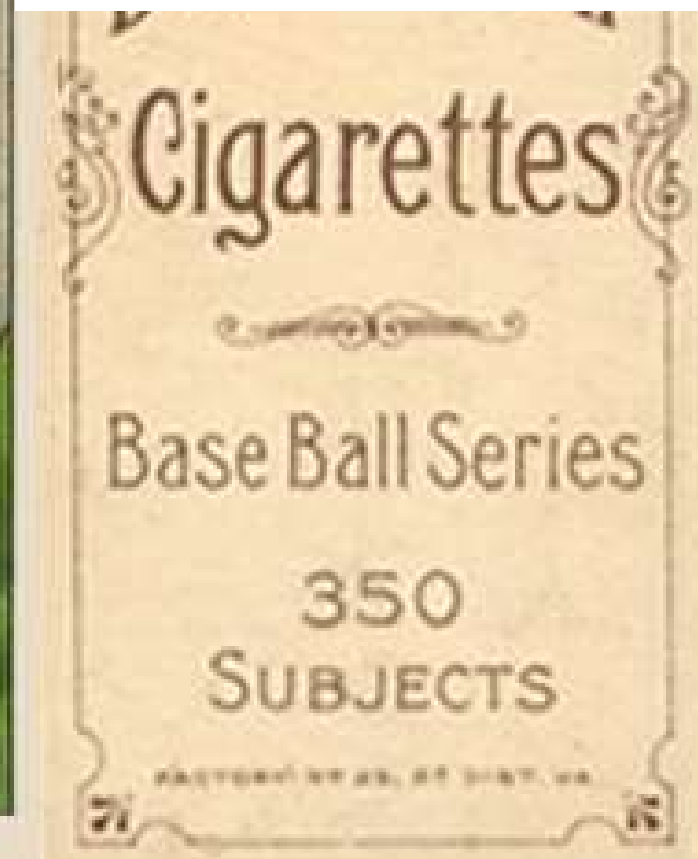
John Flynn goes 5-for-6 with 6 RBI and 3 runs as Hereford wins 15-2 in Long Island.





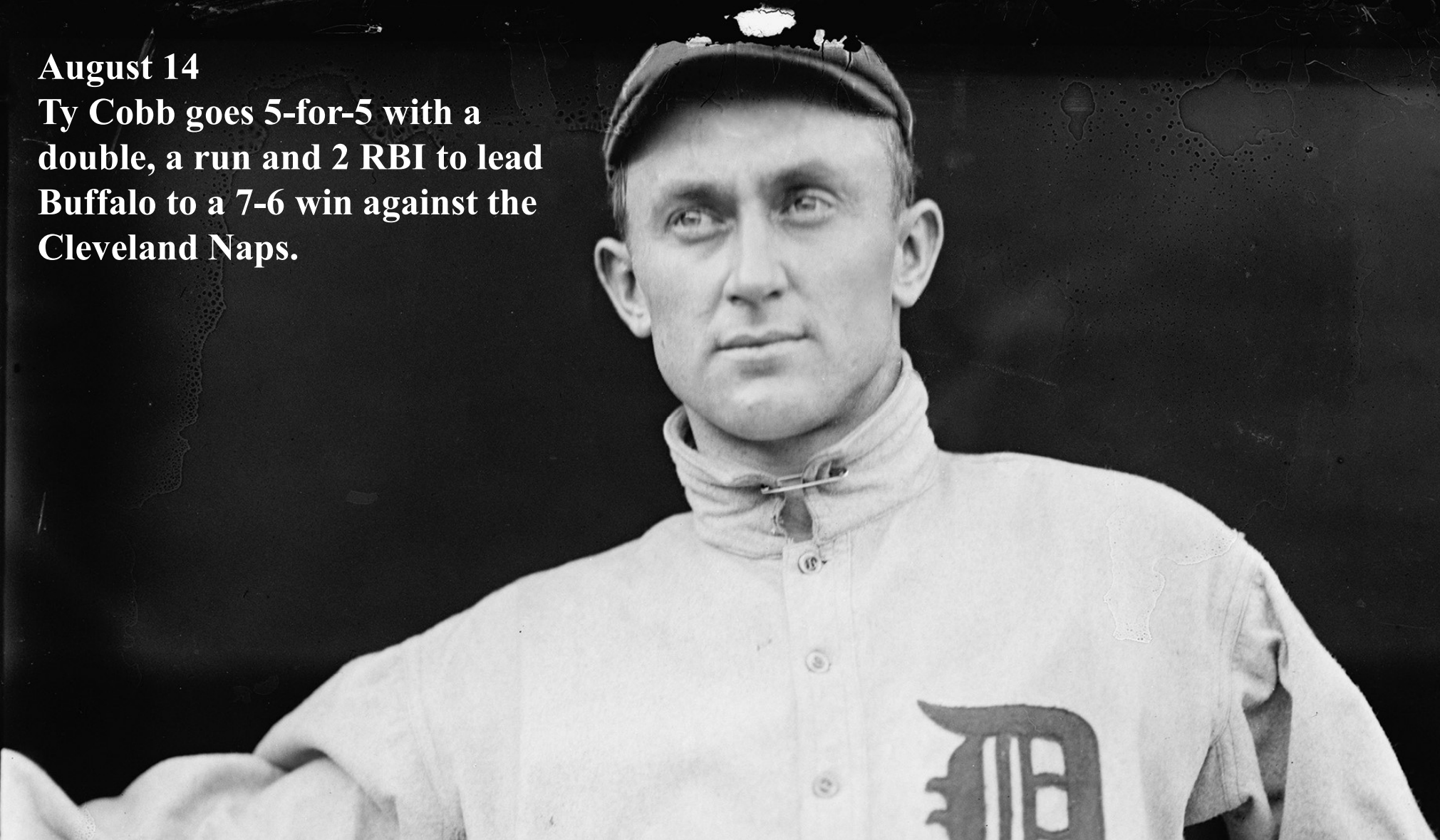
August 7

Fred Beck goes 5-for-6 with 2 home runs, 2 doubles, 3 runs and nine RBI as Buffalo shuts out Bergen, 17-0.




August 14

Ty Cobb goes 5-for-5 with a double, a run and 2 RBI to lead Buffalo to a 7-6 win against the Cleveland Naps.

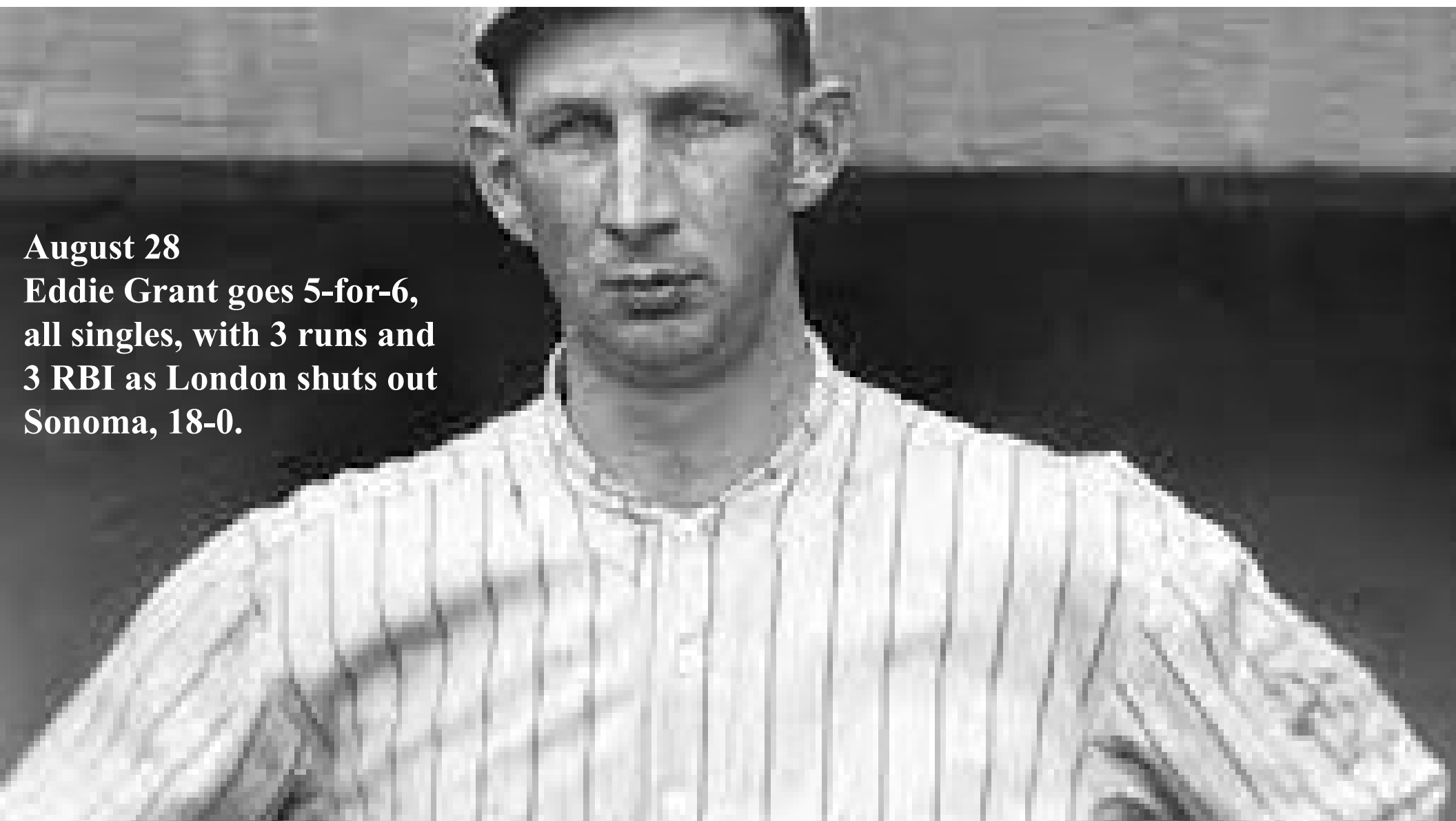


August 16
Fred Merkle's 5-for-6 day
produces 4 RBI and 3 runs.
All five of his hits are doubles
as Buffalo wins 23-6 in
Mexicali



August 17
Grover Land has five singles
in six at bats as Grand
Rapids wins 20-7 in Long
Island

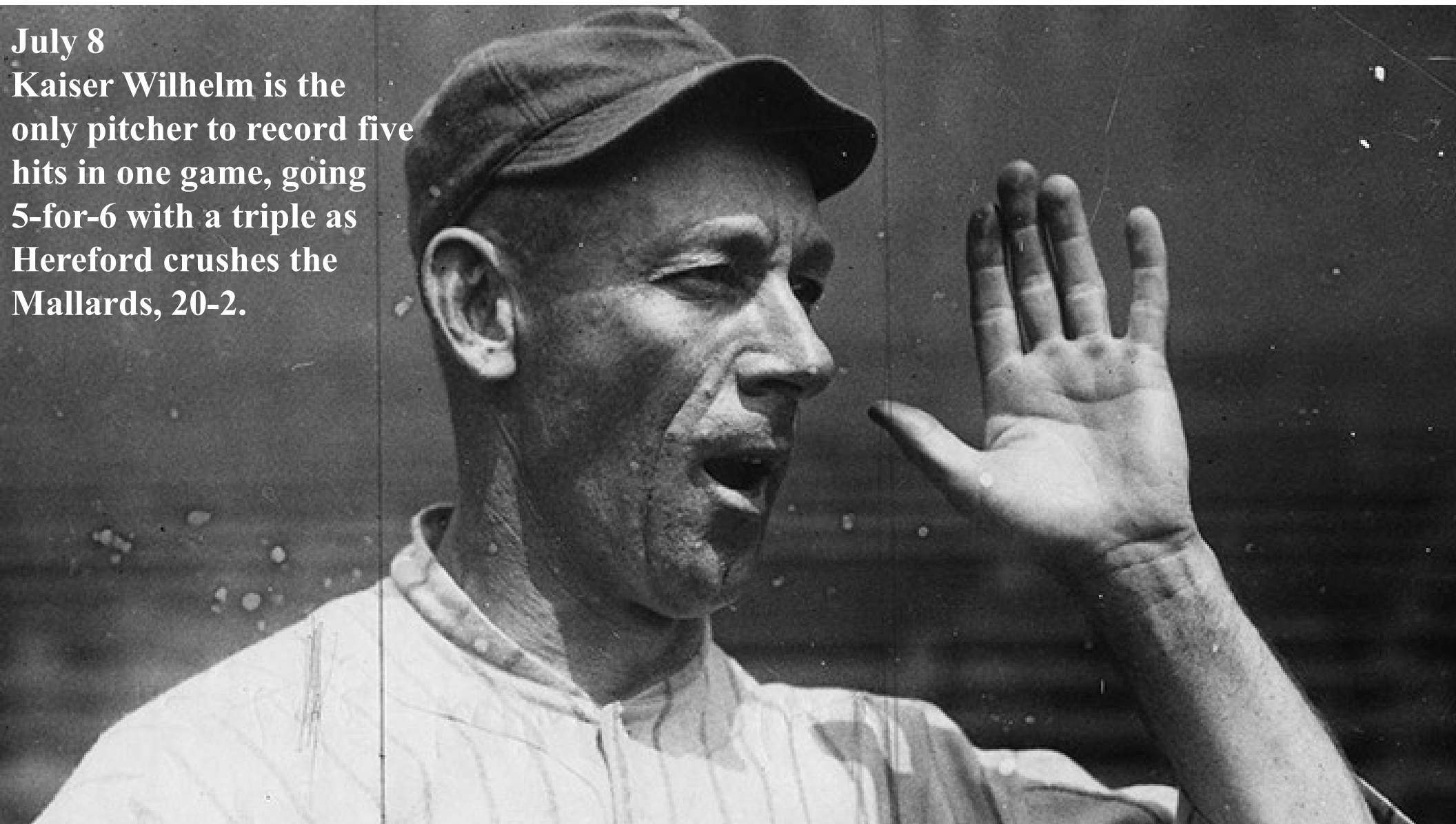




August 28

**Eddie Grant goes 5-for-6,
all singles, with 3 runs and
3 RBI as London shuts out
Sonoma, 18-0.**

July 8
Kaiser Wilhelm is the
only pitcher to record five
hits in one game, going
5-for-6 with a triple as
Hereford crushes the
Mallards, 20-2.




September 3


**Ray Thomas goes 5-for-6 with
2 triples, 2 runs and an RBI
but Bergen still loses 12-11 in
10 innings to Mimosa.**



**September 10
Jake Daubert goes 5-for-5
with a double, 2 runs and 3
RBI to lead Long Island to an
11-6 win over Sonoma.**

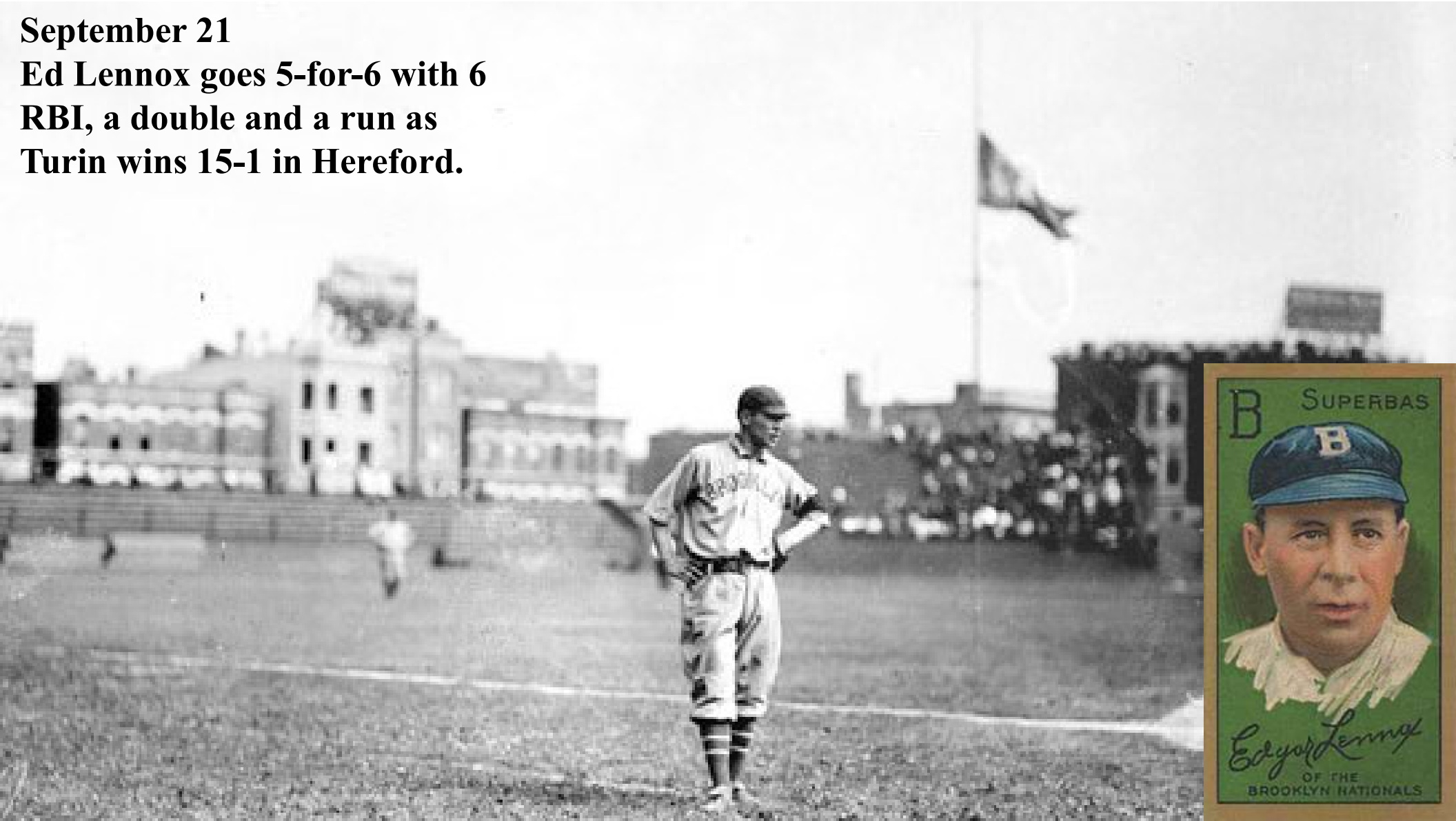


September 21
Johnny Bates goes 5-for-6
with 2 runs and an RBI to
lead Grand Rapids to a 9-4
win in Waukesha.



September 21

**Ed Lennox goes 5-for-6 with 6
RBI, a double and a run as
Turin wins 15-1 in Hereford.**



Long Ball



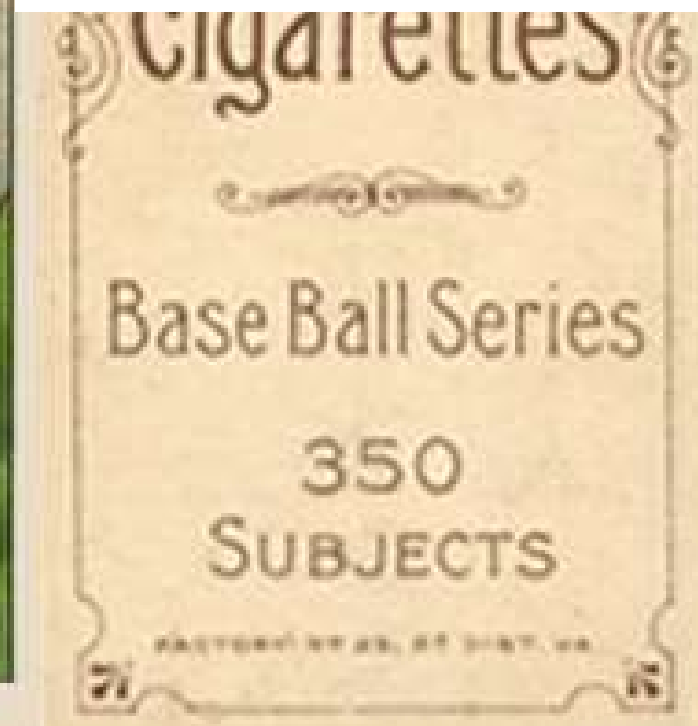
July 23
Frank LaPorte hits
two home runs with
a double to push
Turin to a 4-2 win
in Buffalo.





August 7

Fred Beck hits two Home runs and drove in nine runs to lead Buffalo to a 17-0 win in Bergen. Fred also had two doubles, a single, scoring three runs.



August 12
Ed Lennox hits two Home Runs
with a single and a double to lead
Turin to a 15-3 win over Mexicali



August 12

For the third time in his career, Player-Manager Ed Habscher hits two home runs in a game, but London still drops a 4-3 decision in Bergen



EXTRA BASES





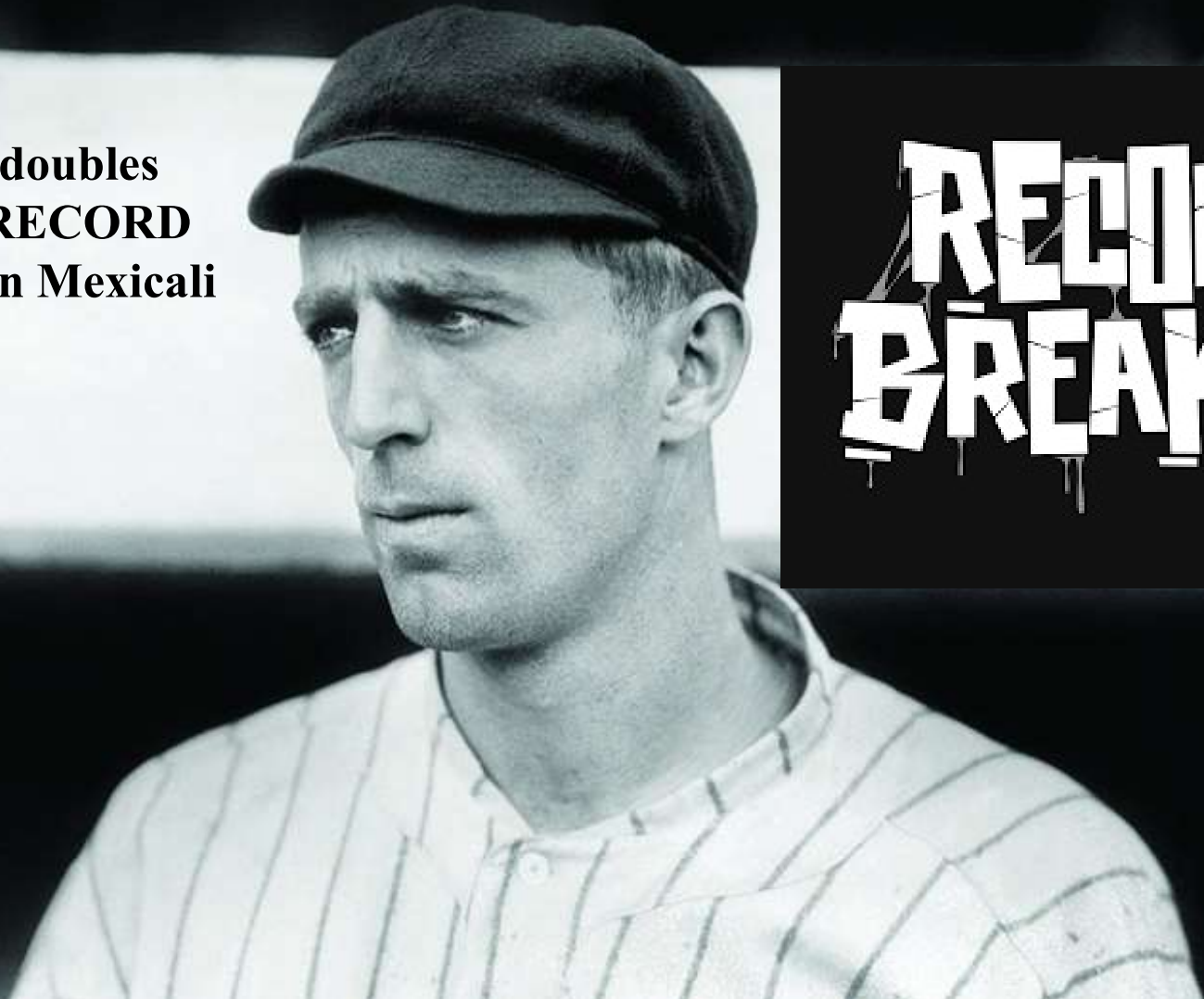
August 7

Fred Beck has 4 extra base hits: 2 home runs and 2 doubles (with a single) as Buffalo shuts out Bergen, 17-0.



August 16

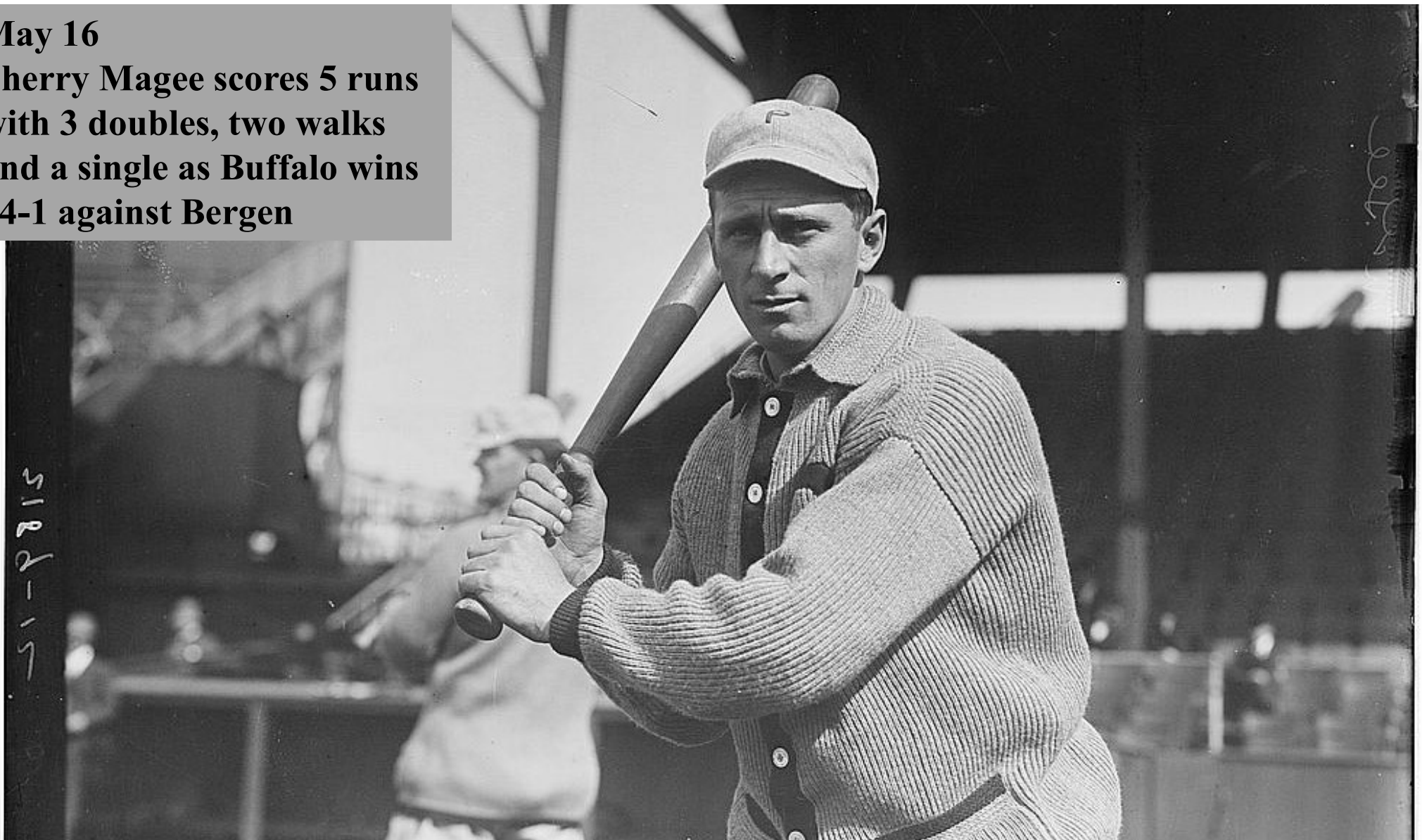
**Fred Merkle has five doubles
setting a new TCBA RECORD
as Buffalo wins 23-6 in Mexicali**



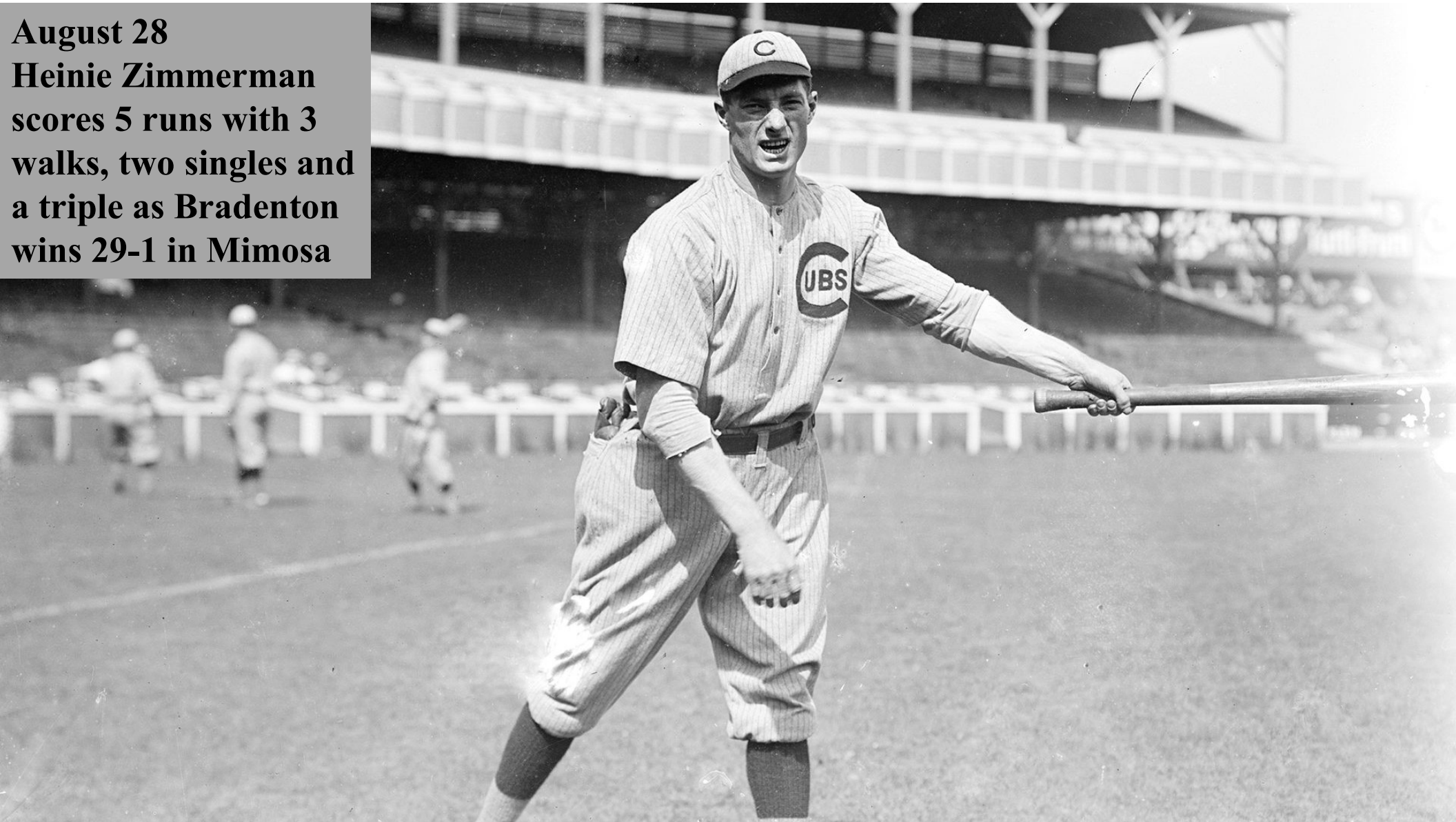
**RECORD
BREAKER**



May 16
Sherry Magee scores 5 runs
with 3 doubles, two walks
and a single as Buffalo wins
24-1 against Bergen



August 28
Heinie Zimmerman
scores 5 runs with 3
walks, two singles and
a triple as Bradenton
wins 29-1 in Mimosa



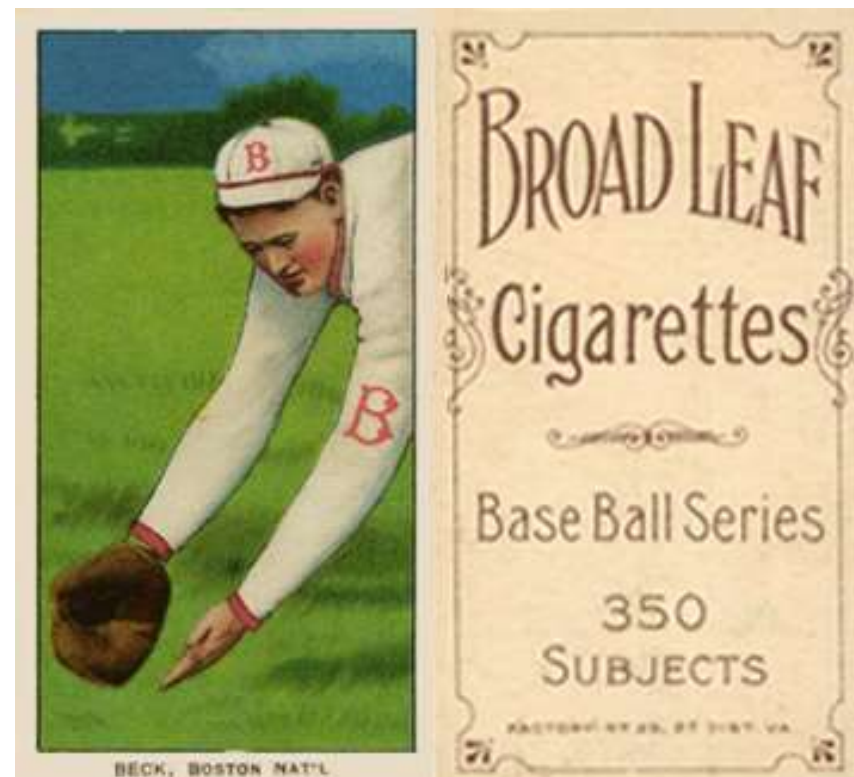


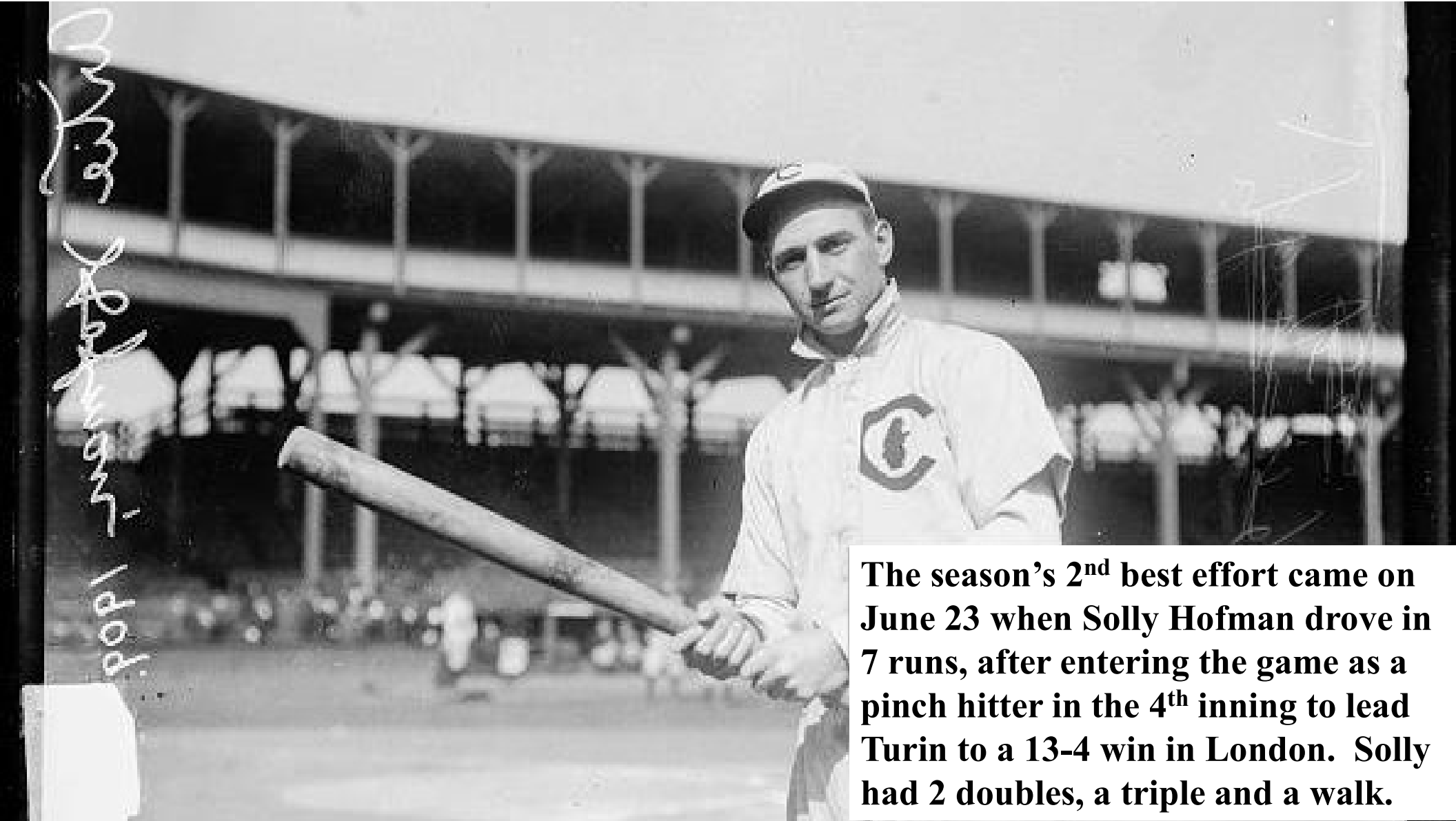
**SEASONS
BEST**



August 7

Fred Beck drove in NINE runs to lead Buffalo to a 17-0 win in Bergen. Fred had two doubles, a single and two home runs and scored three runs.





The season's 2nd best effort came on June 23 when Solly Hofman drove in 7 runs, after entering the game as a pinch hitter in the 4th inning to lead Turin to a 13-4 win in London. Solly had 2 doubles, a triple and a walk.

A row of ten wooden blocks, each with a letter, spelling out the word "PATIENCE". The blocks are arranged horizontally on a gravel surface. The background is a blurred outdoor scene with green foliage and a tree trunk.

P A T I E N C E

Ten times this season a player drew four (4) walks in one game.

**Johnny Evers did it twice for
Hereford. The other eight were
Roy Hartzell (HP)
Vin Campbell (BR)
Frank Truesdale (PR)
Billy Purtell (CS)
Larry McLean (TU)
Ed Konetchy (GW)
Herbie Moran (LI)
and
Chief Chouneau (BE)**





thou shalt

not steal



Five players stole four (4) bases in one game this year: Doc Egan (MI, 5/30), Harry Hooper (HP, 6/03), Hank Gowdy (LI, 7/26), Bert Daniels (ME, 8/4) and Sherry Magee (BU, 8/8). The efforts of Hooper and Gowdy failed to propel their teams to victory, however.





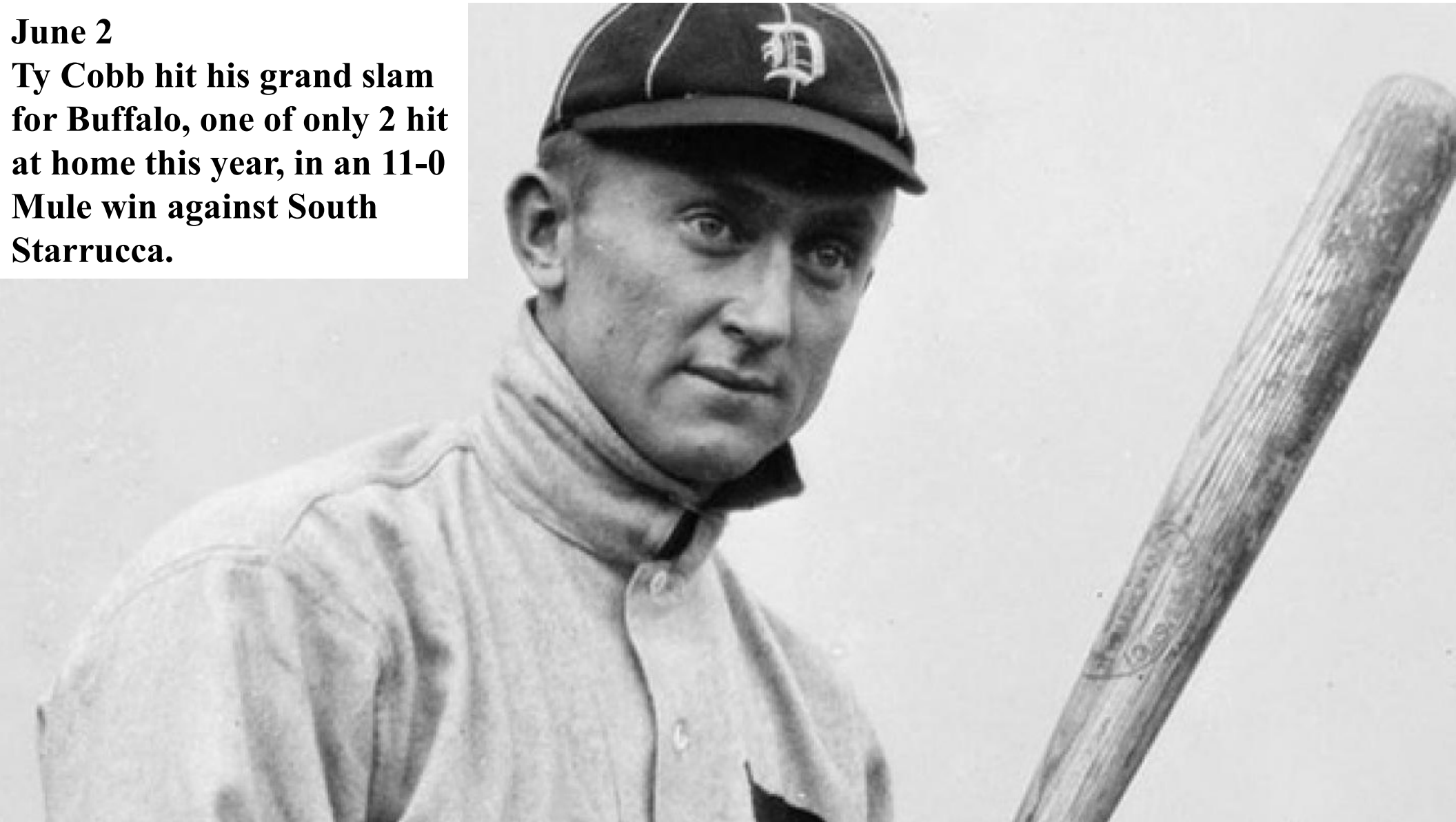
Ten grand slam home runs were hit in the 1911 season. Four of those were by Player-Managers!



Bradenton's Vin Campbell was the only player to hit two grand slams this year. He hit the 1st (April 18) and the last (Sept 21) of the year.

June 2

**Ty Cobb hit his grand slam
for Buffalo, one of only 2 hit
at home this year, in an 11-0
Mule win against South
Starrucca.**





July 1
Bob Bescher's Grand Slam
came in a 21-5 Cleveland
Nap win in Long Island


August 30

Wildfire Schulte hit a Grand Slam to help Hyde Park win 9-4 in Cleveland against the Naps.



September 4

**Johnny Bates hit a Grand Slam
to lead Grand Rapids to a 13-3
win over the Naps in Cleveland.**






July 24
Player-Manager Roy Hobbs
hit a grand slam and drove
in 5 runs with a double and
2 singles as his Naps
cruised to a 20-2 win in
Bergen.



May 8
Player-Manager Al Keefer hit a
Grand Slam home run, with a
single as his Mallards triumphed
13-1 in Bergen

May 17


**Player-Manager Jim “Mac”
McEneaney hit a Grand Slam
home run, singled and drove
in 6 runs as his Islanders won
8-4 in Pittsburgh.**





**July 25
Player-Manager
Larry “Tex”
Smith hit a first
inning Grand
Slam home run
to lead his
Mirthmakers to a
6-2 win against
Grand Rapids.
It was one of only
two grand slams
hit by a home
team this year.**

CYCLES





**NO
CYCLES
WERE
HIT
THIS
YEAR**



**Teams scored double digit runs in 178 of our 1,233 games (one playoff) this year. Four times both clubs scored in double digits (11-10, 11-10, 12-11 and 12-10).
Nine times a club scored 20 or more runs (see next page)**

10 Runs – 46 times
11 Runs – 37 times
12 Runs – 20 times
13 Runs – 20 times
14 Runs – 19 times
15 Runs - 15 times
16 Runs - 6 times
17 Runs - 6 times
18 Runs - 3 times
19 Runs - 1 time
20+ Runs- 9 times

Total - 182 times



20

Twenty Plus

May 4 – South Starrucca smashes visiting Long Island, 20-5

May 16 – Buffalo bashes host Bergen, 24-1

July 1 – Cleveland Naps clobber host Long Island, 21-5

July 17 – Mexicali murders visiting Long Island, 21-3

July 24 – Cleveland Naps crush host Bergen, 20-2

August 16 – Buffalo batters host Mexicali, 23-6

August 17 – Grand Rapids grinds down host Long Island, 20-7

August 18 – Bergen beats guest Hereford, 23-7

August 28 – Bradenton sets a season high, scoring 29 times in Mimosa to win by 28 runs, 29-1.



29



The image features a stylized graphic logo. At the top and bottom are semi-circular segments of a globe, colored blue, white, and red. A red banner with a black outline is draped across the center. The banner is split into two sections: the left section is white and contains the word 'HIT' in red, blocky letters with black shadows; the right section is red and contains the word 'PARADE' in white, blocky letters with black shadows.

HIT

PARADE

Twenty-eight (28) times a team cracked 20 or more base hits in one ball game this season. The most were the 28 banged out by Bergen (8/18 vs HH) when the Barflies scored 14 times in the 5th inning!

**Bradenton did it most often – six times
Pittsburgh did it three times.**

**Bergen, Buffalo, Grand Rapids, Hereford,
Hyde Park, Mexicali, South Starrucca and
Turin each did it twice.**

**London and both the Cleveland Naps and
Spiders did it once.**



STANDARDS

**May 12 – The Cleveland Naps stranded a season high
NINETEEN runners in a 6-2, 16 inning loss to Mexicali**

**The Naps also stranded 17 runners in a 7-3 nine inning win in
Bergen, setting the standard this year in regulation.**

**Three other times, teams left 18 men on base in games of
fourteen plus innings.**

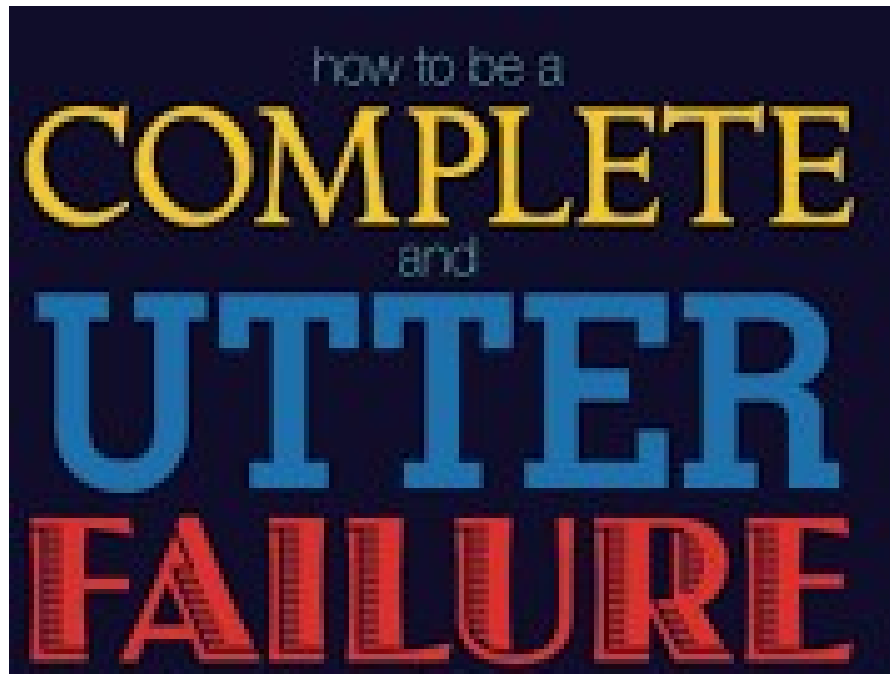


LOB

ERROR

South Starrucca and Pittsburgh took turns committing 8 errors against one another. SO allowed 9 unearned runs in a May 28 loss to their guests. The Alleghenies returned the favor on August 21, allowing 7 unearned runs in a 15-2 loss to their guests.

But the roughest fielding day came on July 17 when visiting Long Island made NINE errors in Mexicali, allowing 13 unearned runs in their 21-3 loss to the Mallards.



FUMBLE

FINGERS

I'm all thumbs.

Six times this season one player made four errors in one game:

5/18 – Tony Smith, BR, Shortstop

5/19 – Jimmy Walsh, MI, Shortstop

5/19 – Tom Downey, SO, Shortstop

5/28 – Larry Doyle, SO, 2nd Base

7/12 – Red Braun, HP, 1st Base

8/27 – Al Keefer, ME, 2nd Base
(13 inning win)



DoublePlay

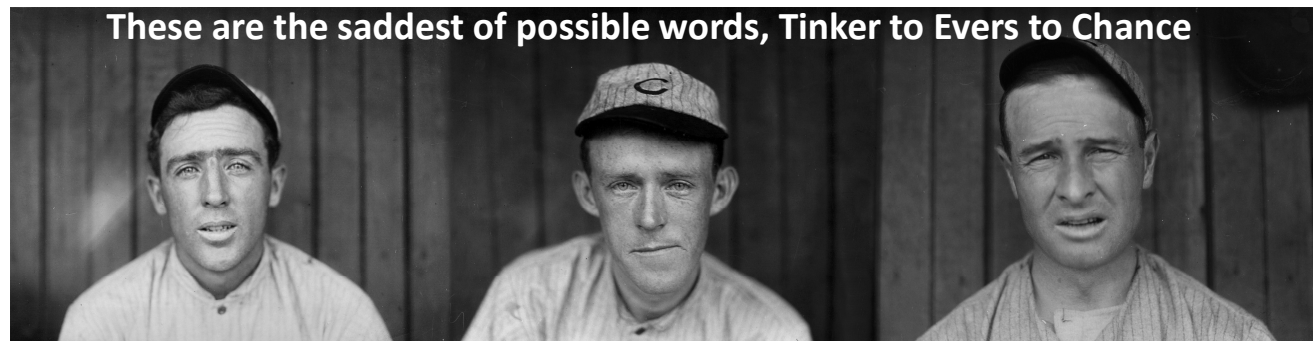
The image features the word "DoublePlay" in a bold, red, cursive-style font. The letters are outlined in white and have a thick blue shadow behind them, giving the text a three-dimensional appearance. Below the main text is a long, red, curved banner that tapers at both ends, also outlined in white and blue. The entire graphic is set against a plain white background.

five



No team turned more than four double plays in any one game this year. Bergen did turn four DP's twice in a game. Buffalo, Cleveland Naps, Grand Rapids, London, Long Island, Mexicali, Mimosa and Waukesha (in 11 innings) each did it once.

**Half were in losing causes.
Half were in winning efforts.
They either "saved the day" or
were the result of so many runners
on base.**





**We had NO TRIPLE PLAYS
this season.**





The 30 players with the highest Batting Average

Rank	Name	Tm	Lg	AVG	PA
1	Cobb, T.	BU	TCBA	.413	613
2	Lajoie, N.	BR	TCBA	.397	695
3	Speaker, T.	PR	TCBA	.365	610
4	Magee, S.	BU	TCBA	.342	662
5	Snodgrass, F.	GW	TCBA	.337	489
6	Wagner, H.	WA	TCBA	.333	682
7	Schulte, W.	HP	TCBA	.329	628
8	Stahl, J.	WA	TCBA	.325	616
9	Bates, J.	GW	TCBA	.318	602
10	Hofman, S.	TU	TCBA	.316	545
11	Konetchy, E.	GW	TCBA	.316	652
12	Wheat, Z.	LI	TCBA	.314	689
13	Miller, D.	MI	TCBA	.312	537
14	Merkle, F.	BU	TCBA	.307	550
15	Daubert, J.	LI	TCBA	.304	615
16	Murphy, D.	PR	TCBA	.300	629
17	Bridwell, A.	CL	TCBA	.299	593
18	Chase, H.	HP	TCBA	.299	571
19	Leach, T.	CS	TCBA	.294	583
20	Wilson, C.	SO	TCBA	.294	511
21	Paskert, D.	HH	TCBA	.293	555
22	Grant, E.	LT	TCBA	.291	683
23	Collins, E.	CL	TCBA	.287	693
24	Crawford, S.	GW	TCBA	.286	675
25	Oldring, R.	CL	TCBA	.284	556
26	Devlin, A.	GW	TCBA	.283	578
27	Hooper, H.	HP	TCBA	.282	703
28	Gibson, G.	LT	TCBA	.282	565
29	Wagner, H.	TU	TCBA	.279	528
30	Tinker, J.	PR	TCBA	.277	525

The 30 players with the highest On Base Percentage

Rank	Name	Tm	Lg	OBP	PA
1	Cobb, T.	BU	TCBA	.481	613
2	Magee, S.	BU	TCBA	.461	662
3	Lajoie, N.	BR	TCBA	.458	695
4	Snodgrass, F.	GW	TCBA	.444	489
5	Bridwell, A.	CL	TCBA	.424	593
6	Speaker, T.	PR	TCBA	.414	610
7	Hofman, S.	TU	TCBA	.411	545
8	Konetchy, E.	GW	TCBA	.404	652
9	Wagner, H.	WA	TCBA	.396	682
10	Huggins, M.	WA	TCBA	.390	682
11	Stahl, J.	WA	TCBA	.389	616
12	Merkle, F.	BU	TCBA	.387	550
13	Wheat, Z.	LI	TCBA	.386	689
14	Schulte, W.	HP	TCBA	.374	628
15	Bates, J.	GW	TCBA	.374	602
16	Evans, S.	SO	TCBA	.370	626
17	Daubert, J.	LI	TCBA	.368	615
18	Paskert, D.	HH	TCBA	.363	555
19	Milan, C.	ME	TCBA	.363	616
20	Devlin, A.	GW	TCBA	.363	578
21	Sheckard, J.	HP	TCBA	.362	645
22	Collins, B.	BR	TCBA	.358	544
23	Evers, J.	HH	TCBA	.356	491
24	Collins, E.	CL	TCBA	.350	693
25	Wagner, H.	TU	TCBA	.349	528
26	Gibson, G.	LT	TCBA	.348	565
27	Leach, T.	CS	TCBA	.346	583
28	Davis, H.	BR	TCBA	.344	559
29	Hooper, H.	HP	TCBA	.343	703
30	Miller, D.	MI	TCBA	.341	537

The 30 players with the highest Slugging Average

Rank	Name	Tm	Lg	SLG	PA
1	Cobb, T.	BU	TCBA	.564	613
2	Speaker, T.	PR	TCBA	.529	610
3	Lajoie, N.	BR	TCBA	.517	695
4	Schulte, W.	HP	TCBA	.493	628
5	Stahl, J.	WA	TCBA	.481	616
6	Wagner, H.	WA	TCBA	.471	682
7	Merkle, F.	BU	TCBA	.457	550
8	Magee, S.	BU	TCBA	.453	662
9	Wheat, Z.	LI	TCBA	.452	689
10	Konetchy, E.	GW	TCBA	.451	652
11	Daubert, J.	LI	TCBA	.444	615
12	Hofman, S.	TU	TCBA	.432	545
13	Crawford, S.	GW	TCBA	.429	675
14	Snodgrass, F.	GW	TCBA	.425	489
15	Wilson, C.	SO	TCBA	.423	511
16	Murphy, D.	PR	TCBA	.415	629
17	Miller, D.	MI	TCBA	.413	537
18	Bates, J.	GW	TCBA	.412	602
19	Leach, T.	CS	TCBA	.411	583
20	Bridwell, A.	CL	TCBA	.403	593
21	Oldring, R.	CL	TCBA	.402	556
22	Tinker, J.	PR	TCBA	.398	525
23	Gibson, G.	LT	TCBA	.386	565
24	Lord, B.	TU	TCBA	.380	533
25	Lewis, D.	BE	TCBA	.377	604
26	Devlin, A.	GW	TCBA	.374	578
27	Stone, G.	BE	TCBA	.373	638
28	Hummel, J.	TU	TCBA	.369	664
29	Chase, H.	HP	TCBA	.368	571
30	Paskert, D.	HH	TCBA	.367	555

The 30 players with the most Runs Scored

Rank	Name	Tm	Lg	R	PA
1	Cobb, T.	BU	TCBA	120	613
	Magee, S.	BU	TCBA	120	662
3	Konetchy, E.	GW	TCBA	112	652
4	Speaker, T.	PR	TCBA	111	610
	Wagner, H.	WA	TCBA	111	682
	Byrne, B.	PR	TCBA	111	695
7	Huggins, M.	WA	TCBA	109	682
8	Collins, E.	CL	TCBA	108	693
9	Hooper, H.	HP	TCBA	107	703
10	Sheckard, J.	HP	TCBA	106	645
11	Ellis, R.	PR	TCBA	103	659
12	Murray, R.	TU	TCBA	101	634
13	Schulte, W.	HP	TCBA	100	628
	Lajoie, N.	BR	TCBA	100	695
15	Bates, J.	GW	TCBA	99	602
	Milan, C.	ME	TCBA	99	616
17	Stahl, J.	WA	TCBA	98	616
18	Daubert, J.	LI	TCBA	95	615
19	Bescher, B.	CL	TCBA	94	707
20	Hofman, S.	TU	TCBA	92	545
21	Evans, S.	SO	TCBA	90	626
22	Hummel, J.	TU	TCBA	85	664
23	Stone, G.	BE	TCBA	84	638
24	Snodgrass, F.	GW	TCBA	83	489
	Murphy, D.	PR	TCBA	83	629
	Wheat, Z.	LI	TCBA	83	689
27	Devlin, A.	GW	TCBA	82	578
	Grant, E.	LT	TCBA	82	683
29	Crawford, S.	GW	TCBA	80	675
30	Egan, D.	MI	TCBA	78	570

The 30 players with the most Hits

Rank	Name	Tm	Lg	H	PA
1	Lajoie, N.	BR	TCBA	244	695
2	Cobb, T.	BU	TCBA	214	613
3	Wagner, H.	WA	TCBA	204	682
4	Speaker, T.	PR	TCBA	201	610
5	Wheat, Z.	LI	TCBA	191	689
6	Schulte, W.	HP	TCBA	190	628
7	Grant, E.	LT	TCBA	184	683
8	Magee, S.	BU	TCBA	179	662
	Collins, E.	CL	TCBA	179	693
	Hooper, H.	HP	TCBA	179	703
11	Crawford, S.	GW	TCBA	176	675
12	Konetchy, E.	GW	TCBA	175	652
13	Stahl, J.	WA	TCBA	174	616
14	Murphy, D.	PR	TCBA	173	629
15	Bates, J.	GW	TCBA	170	602
16	Daubert, J.	LI	TCBA	165	615
17	Chase, H.	HP	TCBA	163	571
18	Bescher, B.	CL	TCBA	158	707
19	Miller, D.	MI	TCBA	157	537
20	Hoblitzell, D.	MI	TCBA	154	648
21	Stone, G.	BE	TCBA	152	638
	Sheckard, J.	HP	TCBA	152	645
	Hummel, J.	TU	TCBA	152	664
24	Leach, T.	CS	TCBA	151	583
25	Ellis, R.	PR	TCBA	150	659
26	Baker, H.	SO	TCBA	149	613
	Stovall, G.	PR	TCBA	149	617
28	Hofman, S.	TU	TCBA	147	545
	Lewis, D.	BE	TCBA	147	604
30	Huggins, M.	WA	TCBA	146	682

The 30 players with the most Runs Batted In

Rank	Name	Tm	Lg	RBI	PA
1	Crawford, S.	GW	TCBA	137	675
2	Beck, F.	BU	TCBA	123	636
3	Schulte, W.	HP	TCBA	109	628
4	Stahl, J.	WA	TCBA	108	616
5	Baker, H.	SO	TCBA	106	613
	Cobb, T.	BU	TCBA	106	613
7	Speaker, T.	PR	TCBA	101	610
8	Murphy, D.	PR	TCBA	98	629
9	Lajoie, N.	BR	TCBA	97	695
10	Hoblitzell, D.	MI	TCBA	94	648
11	Wheat, Z.	LI	TCBA	91	689
12	Tinker, J.	PR	TCBA	88	525
13	Mitchell, M.	WA	TCBA	87	656
14	Merkle, F.	BU	TCBA	85	550
15	Oldring, R.	CL	TCBA	84	556
16	Wilson, C.	SO	TCBA	82	511
	Konetchy, E.	GW	TCBA	82	652
	Magee, S.	BU	TCBA	82	662
19	Leach, T.	CS	TCBA	77	583
20	Lewis, D.	BE	TCBA	75	604
21	McEaney, J.	LI	TCBA	74	457
	Barry, J.	ME	TCBA	74	581
23	Lord, B.	TU	TCBA	73	533
	Bates, J.	GW	TCBA	73	602
25	Bridwell, A.	CL	TCBA	72	593
26	Lord, H.	HP	TCBA	71	514
	Gibson, G.	LT	TCBA	71	565
	Chase, H.	HP	TCBA	71	571
	Hooper, H.	HP	TCBA	71	703
30	Bescher, B.	CL	TCBA	70	707

The 31 players with the most Doubles

Rank	Name	Tm	Lg	2B	PA
1	Lajoie, N.	BR	TCBA	62	695
2	Wagner, H.	WA	TCBA	56	682
3	Schulte, W.	HP	TCBA	50	628
4	Merkle, F.	BU	TCBA	45	550
5	Wheat, Z.	LI	TCBA	44	689
6	Doolan, M.	SO	TCBA	36	573
	Leach, T.	CS	TCBA	36	583
	Cobb, T.	BU	TCBA	36	613
9	Speaker, T.	PR	TCBA	35	610
	Murray, R.	TU	TCBA	35	634
	Konetchy, E.	GW	TCBA	35	652
	Byrne, B.	PR	TCBA	35	695
13	Beck, F.	BU	TCBA	33	636
14	Magee, S.	BU	TCBA	32	662
15	Crawford, S.	GW	TCBA	30	675
16	Knight, J.	ME	TCBA	29	471
	Miller, D.	MI	TCBA	29	537
	Jacklitsch, F.	BE	TCBA	29	587
	Sheckard, J.	HP	TCBA	29	645
20	Tinker, J.	PR	TCBA	28	525
	Bates, J.	GW	TCBA	28	602
	Bransfield, K.	CS	TCBA	28	608
23	Lord, B.	TU	TCBA	27	533
	Keefer, A.	ME	TCBA	27	549
	Chase, H.	HP	TCBA	27	571

6 players tied at 26

The 32 players with the most Triples

Rank	Name	Tm	Lg	3B	PA
1	Barbeau, J.	BE	TCBA	22	419
2	Speaker, T.	PR	TCBA	20	610
	Stahl, J.	WA	TCBA	20	616
	Wheat, Z.	LI	TCBA	20	689
5	Murphy, D.	PR	TCBA	19	629
6	Daubert, J.	LI	TCBA	18	615
7	Stone, G.	BE	TCBA	17	638
	Crawford, S.	GW	TCBA	17	675
9	Byrne, B.	PR	TCBA	16	695
10	Hummel, J.	TU	TCBA	15	664
11	Lord, B.	TU	TCBA	14	533
	Hofman, S.	TU	TCBA	14	545
	Bridwell, A.	CL	TCBA	14	593
	Konetchy, E.	GW	TCBA	14	652
15	Doyle, L.	SO	TCBA	13	471
	Wilson, C.	SO	TCBA	13	511
	Cree, B.	HH	TCBA	13	530
	Magee, S.	BU	TCBA	13	662
	Hooper, H.	HP	TCBA	13	703
20	Tinker, J.	PR	TCBA	12	525
	Baker, H.	SO	TCBA	12	613
	Cobb, T.	BU	TCBA	12	613
	Schulte, W.	HP	TCBA	12	628
	Mitchell, M.	WA	TCBA	12	656
	Collins, E.	CL	TCBA	12	693
26	Schmidt, B.	ME	TCBA	11	197
	Livingston, P.	HP	TCBA	11	400
	Oldring, R.	CL	TCBA	11	556
	Bescher, B.	CL	TCBA	11	707

3 players tied at 10

The 33 players with the most Home Runs

Rank	Name	Tm	Lg	HR	PA
1	Hobbs, R.	CL	TCBA	9	594
2	Smith, L.	MI	TCBA	8	529
	Crawford, S.	GW	TCBA	8	675
4	Keefer, A.	ME	TCBA	7	549
	Lewis, D.	BE	TCBA	7	604
	Daubert, J.	LI	TCBA	7	615
	Schulte, W.	HP	TCBA	7	628
	Bescher, B.	CL	TCBA	7	707
9	Hebscher, E.	LT	TCBA	6	444
	Doyle, L.	SO	TCBA	6	471
	Leach, T.	CS	TCBA	6	583
	Shean, D.	HP	TCBA	6	602
	Cobb, T.	BU	TCBA	6	613
	Stahl, J.	WA	TCBA	6	616
	Beck, F.	BU	TCBA	6	636
16	Corriden, R.	GW	TCBA	5	254
	Campbell, V.	BR	TCBA	5	339
	McEaney, J.	LI	TCBA	5	457
	Wilson, C.	SO	TCBA	5	511
	Speaker, T.	PR	TCBA	5	610

13 players tied at 4

The 30 players with the most Walks

Rank	Name	Tm	Lg	BB	PA
1	Huggins, M.	WA	TCBA	105	682
2	Bridwell, A.	CL	TCBA	97	593
	Magee, S.	BU	TCBA	97	662
4	Titus, J.	CS	TCBA	86	637
5	Evers, J.	HH	TCBA	82	491
	Konetchy, E.	GW	TCBA	82	652
7	Evans, S.	SO	TCBA	80	626
	Sheckard, J.	HP	TCBA	80	645
9	Byrne, B.	PR	TCBA	79	695
10	Hofman, S.	TU	TCBA	75	545
11	Cobb, T.	BU	TCBA	73	613
12	Bescher, B.	CL	TCBA	72	707
13	Phelan, A.	BU	TCBA	69	543
14	McBride, G.	BU	TCBA	68	601
	Murray, R.	TU	TCBA	68	634
	Lajoie, N.	BR	TCBA	68	695
17	Wheat, Z.	LI	TCBA	67	689
18	Truesdale, F.	PR	TCBA	66	557
19	Snodgrass, F.	GW	TCBA	65	489
20	Milan, C.	ME	TCBA	63	616
21	Clarke, F.	MI	TCBA	62	497
	Ellis, R.	PR	TCBA	62	659
23	Merkle, F.	BU	TCBA	61	550
	Davis, H.	BR	TCBA	61	559
	Egan, D.	MI	TCBA	61	570
	Devlin, A.	GW	TCBA	61	578
27	Bresnahan, R.	GW	TCBA	60	306
	Wagner, H.	WA	TCBA	60	682
29	Gessler, D.	CS	TCBA	59	580
	Mitchell, M.	WA	TCBA	59	656

The 34 players with the most Hit By Pitch

Rank	Name	Tm	Lg	HBP	PA
1	Evans, S.	SO	TCBA	27	626
2	Chouneau, C.	BE	TCBA	23	85
3	Magee, S.	BU	TCBA	22	662
4	Killefer, R.	LI	TCBA	19	291
5	Collins, B.	BR	TCBA	18	544
6	Carrigan, B.	CS	TCBA	17	369
	Snodgrass, F.	GW	TCBA	17	489
8	Steinfeldt, H.	CL	TCBA	16	510
	Milan, C.	ME	TCBA	16	616
10	Gessler, D.	CS	TCBA	15	580
11	Chance, F.	ME	TCBA	14	336
	Livingston, P.	HP	TCBA	14	400
	Davis, H.	BR	TCBA	14	559
14	Daniels, B.	ME	TCBA	13	345
15	Roth, F.	BE	TCBA	12	280
	Jones, T.	SO	TCBA	12	465
17	Herzog, B.	LI	TCBA	10	316
	Elberfeld, K.	BR	TCBA	10	474
	Stahl, J.	WA	TCBA	10	616
	Hooper, H.	HP	TCBA	10	703
21	Delahanty, J.	SO	TCBA	9	272
	Huggins, M.	WA	TCBA	9	682
23	Corriden, R.	GW	TCBA	8	254
	Moran, H.	LI	TCBA	8	254
	Bridwell, A.	CL	TCBA	8	593
	Baker, H.	SO	TCBA	8	613

8 players tied at 7

The 443 players with the most Awarded First on Interference

Rank	Name	Tm	Lg	AFOE	PA
1	Evans, S.	SO	TCBA	2	626
2	Channell, L.	BR	TCBA	1	23
	Madden, B.	BR	TCBA	1	44
	Doyle, J.	CL	TCBA	1	66
	Smith, T.	BR	TCBA	1	237
	Griggs, A.	CS	TCBA	1	246
	Killefer, R.	LI	TCBA	1	291
	Unglaub, B.	BU	TCBA	1	323
	Hemphill, C.	CL	TCBA	1	429
	Engle, C.	HH	TCBA	1	432
	Moriarty, G.	LI	TCBA	1	471
	Steinfeldt, H.	CL	TCBA	1	510
	Oakes, R.	BR	TCBA	1	534
	Purtell, B.	CS	TCBA	1	535
	Chase, H.	HP	TCBA	1	571
	Devlin, A.	GW	TCBA	1	578
	Gessler, D.	CS	TCBA	1	580
	Barry, J.	ME	TCBA	1	581
	Hobbs, R.	CL	TCBA	1	594
	Knabe, O.	GW	TCBA	1	606
	Stovall, G.	PR	TCBA	1	617
	Murray, R.	TU	TCBA	1	634
	Konetchy, E.	GW	TCBA	1	652
	Mitchell, M.	WA	TCBA	1	656
	Byrne, B.	PR	TCBA	1	695
	Bescher, B.	CL	TCBA	1	707

417 players tied at 0

The 33 players with the most Sacrifice Flies

Rank	Name	Tm	Lg	SF	PA
1	Knabe, O.	GW	TCBA	13	606
2	Stahl, J.	WA	TCBA	12	616
	Hoblitzell, D.	MI	TCBA	12	648
4	Campbell, V.	BR	TCBA	10	339
	Flynn, J.	HH	TCBA	10	370
	McLean, L.	TU	TCBA	10	423
	Knight, J.	ME	TCBA	10	471
	Barry, J.	ME	TCBA	10	581
	Beck, F.	BU	TCBA	10	636
	Crawford, S.	GW	TCBA	10	675
11	Wolter, H.	SO	TCBA	9	465
	Davidson, B.	LT	TCBA	9	537
	Devlin, A.	GW	TCBA	9	578
	Bransfield, K.	CS	TCBA	9	608
15	Killefer, B.	LI	TCBA	8	281
	Steinfeldt, H.	CL	TCBA	8	510
	Collins, B.	BR	TCBA	8	544
	Oldring, R.	CL	TCBA	8	556
	Bates, J.	GW	TCBA	8	602
	Cobb, T.	BU	TCBA	8	613
	Murphy, D.	PR	TCBA	8	629
	Ellis, R.	PR	TCBA	8	659

11 players tied at 7

The 31 players with the most Sacrifice Hits

Rank	Name	Tm	Lg	SH	PA
1	Jones, T.	SO	TCBA	23	465
	Egan, D.	MI	TCBA	23	570
	Knabe, O.	GW	TCBA	23	606
4	Walsh, E.	CS	TCBA	19	151
	Leach, T.	CS	TCBA	19	583
	Miller, D.	CS	TCBA	19	584
7	Johnson, W.	TU	TCBA	18	161
8	Ellis, R.	PR	TCBA	16	659
	Magee, S.	BU	TCBA	16	662
	Huggins, M.	WA	TCBA	16	682
11	Plank, E.	TU	TCBA	15	101
	Morgan, C.	CS	TCBA	15	109
	Steinfeldt, H.	CL	TCBA	15	510
14	Rucker, N.	LT	TCBA	14	102
	Hummel, J.	TU	TCBA	14	664
	Crawford, S.	GW	TCBA	14	675
17	Doooin, R.	SO	TCBA	13	398
	Elberfeld, K.	BR	TCBA	13	474
	Truesdale, F.	PR	TCBA	13	557
	Bridwell, A.	CL	TCBA	13	593
21	Turner, T.	CS	TCBA	12	390
	Fletcher, A.	HH	TCBA	12	477
	McBride, G.	BU	TCBA	12	601
	Cobb, T.	BU	TCBA	12	613
	Stovall, G.	PR	TCBA	12	617
	Titus, J.	CS	TCBA	12	637
	Mitchell, M.	WA	TCBA	12	656

4 players tied at 11

The 44 players with the most Intentional Walks

Rank	Name	Tm	Lg	IBB	PA
1	Lajoie, N.	BR	TCBA	18	695
2	Hofman, S.	TU	TCBA	12	545
3	Cobb, T.	BU	TCBA	10	613
4	Merkle, F.	BU	TCBA	9	550
	Magee, S.	BU	TCBA	9	662
	Wagner, H.	WA	TCBA	9	682
	Wheat, Z.	LI	TCBA	9	689
8	Schulte, W.	HP	TCBA	8	628
9	McLean, L.	TU	TCBA	7	423
	Speaker, T.	PR	TCBA	7	610
11	Kling, J.	WA	TCBA	6	328
	Oldring, R.	CL	TCBA	6	556
	Crawford, S.	GW	TCBA	6	675
	Bescher, B.	CL	TCBA	6	707
15	Easterly, T.	WA	TCBA	5	382
	Downey, T.	LT	TCBA	5	425
	Knight, J.	ME	TCBA	5	471
	Wagner, H.	TU	TCBA	5	528
	Oakes, R.	BR	TCBA	5	534
	Lewis, D.	BE	TCBA	5	604
	Beck, F.	BU	TCBA	5	636
22	Clarke, F.	MI	TCBA	4	497
	Chase, H.	HP	TCBA	4	571
	McBride, G.	BU	TCBA	4	601

20 players tied at 3

The 30 players with the most Total Bases

Rank	Name	Tm	Lg	TB	PA
1	Lajoie, N.	BR	TCBA	318	695
2	Cobb, T.	BU	TCBA	292	613
3	Speaker, T.	PR	TCBA	291	610
4	Wagner, H.	WA	TCBA	289	682
5	Schulte, W.	HP	TCBA	285	628
6	Wheat, Z.	LI	TCBA	275	689
7	Crawford, S.	GW	TCBA	264	675
8	Stahl, J.	WA	TCBA	258	616
9	Konetchy, E.	GW	TCBA	250	652
10	Daubert, J.	LI	TCBA	241	615
11	Murphy, D.	PR	TCBA	239	629
12	Magee, S.	BU	TCBA	237	662
13	Collins, E.	CL	TCBA	223	693
	Hooper, H.	HP	TCBA	223	703
15	Grant, E.	LT	TCBA	221	683
16	Bates, J.	GW	TCBA	220	602
17	Bescher, B.	CL	TCBA	218	707
18	Hummel, J.	TU	TCBA	217	664
19	Merkle, F.	BU	TCBA	216	550
20	Byrne, B.	PR	TCBA	212	695
21	Leach, T.	CS	TCBA	211	583
	Stone, G.	BE	TCBA	211	638
23	Miller, D.	MI	TCBA	208	537
	Lewis, D.	BE	TCBA	208	604
25	Oldring, R.	CL	TCBA	204	556
26	Wilson, C.	SO	TCBA	202	511
27	Hofman, S.	TU	TCBA	201	545
	Chase, H.	HP	TCBA	201	571
29	Beck, F.	BU	TCBA	199	636
	Sheckard, J.	HP	TCBA	199	645

The 30 players with the highest On Base Plus Slugging

Rank	Name	Tm	Lg	OPS	PA
1	Cobb, T.	BU	TCBA	1.045	613
2	Lajoie, N.	BR	TCBA	.975	695
3	Speaker, T.	PR	TCBA	.943	610
4	Magee, S.	BU	TCBA	.914	662
5	Stahl, J.	WA	TCBA	.870	616
6	Snodgrass, F.	GW	TCBA	.869	489
7	Schulte, W.	HP	TCBA	.867	628
8	Wagner, H.	WA	TCBA	.867	682
9	Konetchy, E.	GW	TCBA	.856	652
10	Merkle, F.	BU	TCBA	.844	550
11	Hofman, S.	TU	TCBA	.844	545
12	Wheat, Z.	LI	TCBA	.838	689
13	Bridwell, A.	CL	TCBA	.827	593
14	Daubert, J.	LI	TCBA	.811	615
15	Bates, J.	GW	TCBA	.786	602
16	Leach, T.	CS	TCBA	.757	583
17	Miller, D.	MI	TCBA	.754	537
18	Murphy, D.	PR	TCBA	.753	629
19	Crawford, S.	GW	TCBA	.750	675
20	Wilson, C.	SO	TCBA	.749	511
21	Devlin, A.	GW	TCBA	.736	578
22	Gibson, G.	LT	TCBA	.733	565
23	Oldring, R.	CL	TCBA	.731	556
24	Paskert, D.	HH	TCBA	.730	555
25	Tinker, J.	PR	TCBA	.725	525
26	Sheckard, J.	HP	TCBA	.719	645
27	Huggins, M.	WA	TCBA	.708	682
28	Collins, E.	CL	TCBA	.708	693
29	Stone, G.	BE	TCBA	.707	638
30	Wagner, H.	TU	TCBA	.702	528

The 34 players with the longest Hitting Streak Season

Rank	Name	Tm	Lg	G	PA
1	Paskert, D.	HH	TCBA	24	555
2	Schulte, W.	HP	TCBA	23	628
3	Hooper, H.	HP	TCBA	22	703
4	Cobb, T.	BU	TCBA	20	613
5	Bescher, B.	CL	TCBA	19	707
6	Oldring, R.	CL	TCBA	18	556
	Wheat, Z.	LI	TCBA	18	689
	Lajoie, N.	BR	TCBA	18	695
9	Speaker, T.	PR	TCBA	17	610
	Daubert, J.	LI	TCBA	17	615
	Grant, E.	LT	TCBA	17	683
12	Wagner, H.	WA	TCBA	16	682
13	Devore, J.	SO	TCBA	15	464
	Evans, S.	SO	TCBA	15	626
	Murphy, D.	PR	TCBA	15	629
	Collins, E.	CL	TCBA	15	693
17	Sweeney, B.	LI	TCBA	14	425
	Hoffman, D.	LT	TCBA	14	460
19	Davis, H.	BR	TCBA	13	559
	Gessler, D.	CS	TCBA	13	580
	Lewis, D.	BE	TCBA	13	604
22	Hofman, S.	TU	TCBA	12	545
	Merkle, F.	BU	TCBA	12	550
	Devlin, A.	GW	TCBA	12	578
	Baker, H.	SO	TCBA	12	613
	Sheckard, J.	HP	TCBA	12	645

8 players tied at 11

Pitchers



The 32 players with the most Wins

Rank	Name	Tm	Lg	W	L
1	Johnson, W.	TU	TCBA	33	6
2	Brown, T.	PR	TCBA	29	11
	Coombs, J.	BR	TCBA	29	11
4	Walsh, E.	CS	TCBA	27	13
5	Cicotte, E.	GW	TCBA	24	4
	Cole, K.	HP	TCBA	24	10
7	Bender, C.	BU	TCBA	23	5
8	Mathewson, C.	CL	TCBA	22	16
9	Drucke, L.	SO	TCBA	21	4
	Plank, E.	TU	TCBA	21	9
	Ford, R.	HH	TCBA	21	12
	Adams, B.	ME	TCBA	21	13
13	Suggs, G.	ME	TCBA	20	11
	Mullin, G.	WA	TCBA	20	12
15	Leifield, L.	WA	TCBA	19	10
16	Collins, R.	BU	TCBA	18	11
17	Wood, J.	PR	TCBA	16	10
	Willett, E.	LT	TCBA	16	15
	Bell, G.	GW	TCBA	16	17
	Brown, B.	BU	TCBA	16	17
	Morgan, C.	CS	TCBA	16	17
	Rucker, N.	LT	TCBA	16	18
23	McQuillan, G.	PR	TCBA	15	5
	Overall, O.	BR	TCBA	15	5
	Smith, C.	HP	TCBA	15	6

7 players tied at 14

The 30 players with the lowest Earned Run Average

Rank	Name	Tm	Lg	ERA	IP
1	Walsh, E.	CS	TCBA	1.17	378.0
2	Bender, C.	BU	TCBA	1.51	269.0
3	Coombs, J.	BR	TCBA	1.53	340.1
4	Johnson, W.	TU	TCBA	1.58	398.1
5	Ford, R.	HH	TCBA	1.68	311.1
6	McIntire, H.	ME	TCBA	1.70	201.0
7	Brown, T.	PR	TCBA	1.72	346.1
8	Drucke, L.	SO	TCBA	1.81	234.1
9	Mitchell, W.	GW	TCBA	1.96	197.0
10	Suggs, G.	ME	TCBA	2.00	265.2
11	Young, C.	TU	TCBA	2.01	179.0
12	McQuillan, G.	PR	TCBA	2.08	173.0
13	Donovan, W.	BR	TCBA	2.08	229.0
14	Adams, B.	ME	TCBA	2.09	267.1
15	Smith, F.	LT	TCBA	2.16	183.1
16	Cole, K.	HP	TCBA	2.17	282.1
17	Reisling, D.	WA	TCBA	2.18	156.2
18	Willett, E.	LT	TCBA	2.19	222.0
19	Mathewson, C.	CL	TCBA	2.28	350.2
20	Rucker, N.	LT	TCBA	2.29	295.1
21	Cicotte, E.	GW	TCBA	2.30	265.2
22	Morgan, C.	CS	TCBA	2.36	297.0
23	Plank, E.	TU	TCBA	2.39	267.1
24	Mullin, G.	WA	TCBA	2.43	255.2
25	Crandall, D.	SO	TCBA	2.43	214.2
26	Wood, J.	PR	TCBA	2.46	223.0
27	Collins, R.	BU	TCBA	2.50	255.1
28	Quinn, J.	SO	TCBA	2.53	231.0
29	Smith, C.	HP	TCBA	2.56	182.2
30	Rowan, J.	TU	TCBA	2.60	224.2

The 30 players with the most Strikeouts

Rank	Name	Tm	Lg	SO	IP
1	Johnson, W.	TU	TCBA	308	398.1
2	Walsh, E.	CS	TCBA	244	378.0
3	Moore, E.	HH	TCBA	227	288.0
4	Coombs, J.	BR	TCBA	219	340.1
5	Mathewson, C.	CL	TCBA	213	350.2
6	Drucke, L.	SO	TCBA	190	234.1
7	Ford, R.	HH	TCBA	171	311.1
8	Golden, R.	LI	TCBA	161	166.0
9	Frock, S.	BU	TCBA	157	188.0
10	Bender, C.	BU	TCBA	152	269.0
11	Wood, J.	PR	TCBA	149	223.0
12	Morgan, C.	CS	TCBA	146	297.0
13	Rucker, N.	LT	TCBA	145	295.1
14	Brown, T.	PR	TCBA	142	346.1
15	Ewing, B.	HP	TCBA	126	234.1
	Adams, B.	ME	TCBA	126	267.1
	Cole, K.	HP	TCBA	126	282.1
18	Scott, J.	ME	TCBA	120	215.0
	Plank, E.	TU	TCBA	120	267.1
20	Lake, J.	LT	TCBA	109	210.2
	Donovan, W.	BR	TCBA	109	229.0
	Beebe, F.	GW	TCBA	109	240.2
23	White, D.	SO	TCBA	108	210.0
24	Burk, S.	BE	TCBA	107	120.0
25	Rowan, J.	TU	TCBA	106	224.2
	Vaughn, H.	CL	TCBA	106	245.0
27	Scanlan, D.	HP	TCBA	105	193.0
28	Lange, F.	LI	TCBA	104	136.1
29	Ames, R.	HH	TCBA	103	210.1
30	Overall, O.	BR	TCBA	102	158.2

The 30 players with the most Games Started

Rank	Name	Tm	Lg	GS	IP-s
1	Johnson, W.	TU	TCBA	47	398.1
2	Coombs, J.	BR	TCBA	43	335.1
3	Walsh, E.	CS	TCBA	41	361.0
4	Mathewson, C.	CL	TCBA	40	346.0
5	Bell, G.	GW	TCBA	39	295.2
6	Morgan, C.	CS	TCBA	38	294.1
7	Brown, T.	PR	TCBA	37	331.2
8	Curtis, C.	MI	TCBA	36	232.2
9	Moore, E.	HH	TCBA	35	278.2
	Rucker, N.	LT	TCBA	35	273.1
11	Ford, R.	HH	TCBA	34	304.0
	Adams, B.	ME	TCBA	34	261.2
13	Bender, C.	BU	TCBA	33	269.0
14	Cicotte, E.	GW	TCBA	32	263.1
	Cole, K.	HP	TCBA	32	261.1
	Suggs, G.	ME	TCBA	32	254.2
	Collins, R.	BU	TCBA	32	250.0
	Plank, E.	TU	TCBA	32	249.1
	Warhop, J.	LI	TCBA	32	230.1
	Rowan, J.	TU	TCBA	32	208.0
21	Mullin, G.	WA	TCBA	31	234.1
	Drucke, L.	SO	TCBA	31	226.0
23	Beebe, F.	GW	TCBA	30	239.1
	Leifield, L.	WA	TCBA	30	236.2
	Ewing, B.	HP	TCBA	30	229.0
	Gaspar, H.	CS	TCBA	30	228.0
	Gray, D.	CL	TCBA	30	228.0
	Quinn, J.	SO	TCBA	30	222.1
	Summers, E.	BE	TCBA	30	214.0
	Wiltse, H.	SO	TCBA	30	192.0

The 30 players with the most Complete Games

Rank	Name	Tm	Lg	CG	GS
1	Brown, T.	PR	TCBA	32	37
2	Ford, R.	HH	TCBA	30	34
	Walsh, E.	CS	TCBA	30	41
4	Mathewson, C.	CL	TCBA	29	40
5	Johnson, W.	TU	TCBA	26	47
6	Morgan, C.	CS	TCBA	24	38
7	Cicotte, E.	GW	TCBA	22	32
	Coombs, J.	BR	TCBA	22	43
9	Moore, E.	HH	TCBA	20	35
10	Bender, C.	BU	TCBA	19	33
	Adams, B.	ME	TCBA	19	34
12	Vaughn, H.	CL	TCBA	18	27
	Mullin, G.	WA	TCBA	18	31
	Cole, K.	HP	TCBA	18	32
	Bell, G.	GW	TCBA	18	39
16	Wood, J.	PR	TCBA	16	25
	Leifield, L.	WA	TCBA	16	30
	Suggs, G.	ME	TCBA	16	32
19	Beebe, F.	GW	TCBA	15	30
	Gray, D.	CL	TCBA	15	30
	Plank, E.	TU	TCBA	15	32
22	Ames, R.	HH	TCBA	14	24
	Ewing, B.	HP	TCBA	14	30
	Collins, R.	BU	TCBA	14	32
	Warhop, J.	LI	TCBA	14	32
26	McQuillan, G.	PR	TCBA	13	17
	McIntire, H.	ME	TCBA	13	24
	Donovan, W.	BR	TCBA	13	29
	Gaspar, H.	CS	TCBA	13	30
	Rucker, N.	LT	TCBA	13	35

The 54 players with the most Shutouts

Rank	Name	Tm	Lg	SHO	GS
1	Coombs, J.	BR	TCBA	8	43
	Johnson, W.	TU	TCBA	8	47
3	Brown, T.	PR	TCBA	7	37
4	Bender, C.	BU	TCBA	6	33
	Morgan, C.	CS	TCBA	6	38
6	Leifield, L.	WA	TCBA	5	30
	Drucke, L.	SO	TCBA	5	31
	Cicotte, E.	GW	TCBA	5	32
	Walsh, E.	CS	TCBA	5	41
10	McQuillan, G.	PR	TCBA	4	17
	Young, C.	TU	TCBA	4	22
	Smith, F.	LT	TCBA	4	23
	Willett, E.	LT	TCBA	4	27
	Gray, D.	CL	TCBA	4	30
	Quinn, J.	SO	TCBA	4	30
	Suggs, G.	ME	TCBA	4	32
17	Krause, H.	HP	TCBA	3	12
	Olmstead, F.	HP	TCBA	3	17
	Overall, O.	BR	TCBA	3	20
	McIntire, H.	ME	TCBA	3	24
	Mitchell, W.	GW	TCBA	3	25
	Brown, B.	BU	TCBA	3	27
	Ewing, B.	HP	TCBA	3	30
	Summers, E.	BE	TCBA	3	30
	Cole, K.	HP	TCBA	3	32
	Collins, R.	BU	TCBA	3	32
	Plank, E.	TU	TCBA	3	32
	Rucker, N.	LT	TCBA	3	35
	Bell, G.	GW	TCBA	3	39

25 players tied at 2

The 30 players with the most Innings Pitched

Rank	Name	Tm	Lg	IP	G
1	Johnson, W.	TU	TCBA	398.1	47
2	Walsh, E.	CS	TCBA	378.0	46
3	Mathewson, C.	CL	TCBA	350.2	41
4	Brown, T.	PR	TCBA	346.1	44
5	Coombs, J.	BR	TCBA	340.1	47
6	Ford, R.	HH	TCBA	311.1	41
7	Bell, G.	GW	TCBA	308.2	44
8	Morgan, C.	CS	TCBA	297.0	40
9	Rucker, N.	LT	TCBA	295.1	45
10	Moore, E.	HH	TCBA	288.0	41
11	Cole, K.	HP	TCBA	282.1	45
12	Bender, C.	BU	TCBA	269.0	33
13	Adams, B.	ME	TCBA	267.1	38
	Plank, E.	TU	TCBA	267.1	39
15	Cicotte, E.	GW	TCBA	265.2	34
	Suggs, G.	ME	TCBA	265.2	40
17	Mullin, G.	WA	TCBA	255.2	39
18	Collins, R.	BU	TCBA	255.1	37
19	Gaspar, H.	CS	TCBA	249.1	44
20	Vaughn, H.	CL	TCBA	245.0	34
21	Leifield, L.	WA	TCBA	241.2	31
22	Beebe, F.	GW	TCBA	240.2	31
23	Warhop, J.	LI	TCBA	239.1	36
24	Curtis, C.	MI	TCBA	237.0	41
25	Ewing, B.	HP	TCBA	234.1	34
	Drucke, L.	SO	TCBA	234.1	38
27	Quinn, J.	SO	TCBA	231.0	38
	Brown, B.	BU	TCBA	231.0	48
29	Gray, D.	CL	TCBA	230.0	32
30	Donovan, W.	BR	TCBA	229.0	33

The 30 players with the highest Strikeouts Per 9 Innings

Rank	Name	Tm	Lg	SO/9	IP
1	Golden, R.	LI	TCBA	8.7	166.0
2	Burk, S.	BE	TCBA	8.0	120.0
3	Marquard, R.	BU	TCBA	8.0	104.1
4	Frock, S.	BU	TCBA	7.5	188.0
5	Caldwell, R.	ME	TCBA	7.5	69.2
6	Drucke, L.	SO	TCBA	7.3	234.1
7	Coveleski, H.	CL	TCBA	7.3	94.0
8	Moore, E.	HH	TCBA	7.1	288.0
9	Johnson, W.	TU	TCBA	7.0	398.1
10	Lange, F.	LI	TCBA	6.9	136.1
11	Wood, J.	PR	TCBA	6.0	223.0
12	Schettler, L.	HH	TCBA	6.0	87.0
13	Walsh, E.	CS	TCBA	5.8	378.0
14	Coombs, J.	BR	TCBA	5.8	340.1
15	Overall, O.	BR	TCBA	5.8	158.2
16	Frill, J.	LI	TCBA	5.7	127.1
17	Raymond, B.	BU	TCBA	5.6	122.1
18	Mathewson, C.	CL	TCBA	5.5	350.2
19	Harmon, B.	SO	TCBA	5.4	91.1
20	Chalmers, G.	BE	TCBA	5.3	160.0
21	Bailey, B.	LT	TCBA	5.3	73.0
22	Bender, C.	BU	TCBA	5.1	269.0
23	Scott, J.	ME	TCBA	5.0	215.0
24	Ford, R.	HH	TCBA	4.9	311.1
25	Dygart, J.	WA	TCBA	4.9	91.2
26	Scanlan, D.	HP	TCBA	4.9	193.0
27	Foxen, B.	CL	TCBA	4.9	85.1
28	Ewing, B.	HP	TCBA	4.8	234.1
29	Raleigh, J.	BE	TCBA	4.8	62.1
30	Krause, H.	HP	TCBA	4.7	108.1

The 30 players with the lowest Walks Per 9 Innings

Rank	Name	Tm	Lg	BB/9	IP
1	Phillippe, D.	BR	TCBA	.7	133.2
2	Walsh, E.	CS	TCBA	1.3	378.0
3	Young, C.	TU	TCBA	1.6	179.0
4	McIntire, H.	ME	TCBA	1.7	201.0
5	Adams, B.	ME	TCBA	2.0	267.1
6	White, D.	SO	TCBA	2.0	210.0
7	Nelson, R.	GW	TCBA	2.0	71.0
8	Burns, B.	TU	TCBA	2.1	87.1
9	Otey, B.	CL	TCBA	2.1	56.2
10	Suggs, G.	ME	TCBA	2.1	265.2
11	Smith, C.	HP	TCBA	2.1	182.2
12	Quinn, J.	SO	TCBA	2.1	231.0
13	Brennan, A.	BR	TCBA	2.1	72.1
14	Mitchell, W.	GW	TCBA	2.2	197.0
15	Plank, E.	TU	TCBA	2.2	267.1
16	Rucker, N.	LT	TCBA	2.2	295.1
17	Johnson, W.	TU	TCBA	2.2	398.1
18	Gaspar, H.	CS	TCBA	2.2	249.1
19	Smith, F.	LT	TCBA	2.3	183.1
20	Mathewson, C.	CL	TCBA	2.3	350.2
21	Crandall, D.	SO	TCBA	2.3	214.2
22	Brown, T.	PR	TCBA	2.3	346.1
23	Reulbach, E.	MI	TCBA	2.3	190.2
24	Frill, J.	LI	TCBA	2.3	127.1
25	Bell, G.	GW	TCBA	2.3	308.2
26	Joss, A.	WA	TCBA	2.4	120.2
27	Sallee, S.	HP	TCBA	2.4	116.0
28	Falkenberg, C.	LT	TCBA	2.4	115.2
	Pfiester, J.	CL	TCBA	2.4	115.2
30	Sparks, T.	BE	TCBA	2.4	82.0

The 30 players with the highest Strikeouts Per 9 Innings

Rank	Name	Tm	Lg	SO/9	IP
1	Golden, R.	LI	TCBA	8.7	166.0
2	Burk, S.	BE	TCBA	8.0	120.0
3	Marquard, R.	BU	TCBA	8.0	104.1
4	Frock, S.	BU	TCBA	7.5	188.0
5	Caldwell, R.	ME	TCBA	7.5	69.2
6	Drucke, L.	SO	TCBA	7.3	234.1
7	Coveleski, H.	CL	TCBA	7.3	94.0
8	Moore, E.	HH	TCBA	7.1	288.0
9	Johnson, W.	TU	TCBA	7.0	398.1
10	Lange, F.	LI	TCBA	6.9	136.1
11	Wood, J.	PR	TCBA	6.0	223.0
12	Schettler, L.	HH	TCBA	6.0	87.0
13	Walsh, E.	CS	TCBA	5.8	378.0
14	Coombs, J.	BR	TCBA	5.8	340.1
15	Overall, O.	BR	TCBA	5.8	158.2
16	Frill, J.	LI	TCBA	5.7	127.1
17	Raymond, B.	BU	TCBA	5.6	122.1
18	Mathewson, C.	CL	TCBA	5.5	350.2
19	Harmon, B.	SO	TCBA	5.4	91.1
20	Chalmers, G.	BE	TCBA	5.3	160.0
21	Bailey, B.	LT	TCBA	5.3	73.0
22	Bender, C.	BU	TCBA	5.1	269.0
23	Scott, J.	ME	TCBA	5.0	215.0
24	Ford, R.	HH	TCBA	4.9	311.1
25	Dygert, J.	WA	TCBA	4.9	91.2
26	Scanlan, D.	HP	TCBA	4.9	193.0
27	Foxen, B.	CL	TCBA	4.9	85.1
28	Ewing, B.	HP	TCBA	4.8	234.1
29	Raleigh, J.	BE	TCBA	4.8	62.1
30	Krause, H.	HP	TCBA	4.7	108.1

The 30 players with the most Games Played

Rank	Name	Tm	Lg	G	IP
1	Crandall, D.	SO	TCBA	51	214.2
2	Brown, B.	BU	TCBA	48	231.0
	Frock, S.	BU	TCBA	48	188.0
4	Johnson, W.	TU	TCBA	47	398.1
	Coombs, J.	BR	TCBA	47	340.1
6	Walsh, E.	CS	TCBA	46	378.0
7	Rucker, N.	LT	TCBA	45	295.1
	Cole, K.	HP	TCBA	45	282.1
	Richie, L.	MI	TCBA	45	160.0
10	Brown, T.	PR	TCBA	44	346.1
	Bell, G.	GW	TCBA	44	308.2
	Gaspar, H.	CS	TCBA	44	249.1
13	Willett, E.	LT	TCBA	43	222.0
14	White, D.	SO	TCBA	42	210.0
	Burk, S.	BE	TCBA	42	120.0
	Burns, B.	TU	TCBA	42	87.1
17	Mathewson, C.	CL	TCBA	41	350.2
	Ford, R.	HH	TCBA	41	311.1
	Moore, E.	HH	TCBA	41	288.0
	Curtis, C.	MI	TCBA	41	237.0
	Rowan, J.	TU	TCBA	41	224.2
	Pernoll, H.	ME	TCBA	41	56.2
23	Morgan, C.	CS	TCBA	40	297.0
	Suggs, G.	ME	TCBA	40	265.2
	Karger, E.	TU	TCBA	40	139.1
26	Plank, E.	TU	TCBA	39	267.1
	Mullin, G.	WA	TCBA	39	255.2
	Summers, E.	BE	TCBA	39	225.2
	Kinsella, E.	LI	TCBA	39	110.2
	Walker, D.	SO	TCBA	39	98.1

The 33 players with the most Games Finished

Rank	Name	Tm	Lg	GF	GIR
1	Atkins, T.	WA	TCBA	25	31
2	Pfeffer, B.	GW	TCBA	24	33
3	Frock, S.	BU	TCBA	23	32
4	Parson, J.	LI	TCBA	22	34
	Geyer, R.	BE	TCBA	22	35
6	Walker, D.	SO	TCBA	21	31
7	Crandall, D.	SO	TCBA	20	27
	Burns, B.	TU	TCBA	20	34
9	Koestner, E.	HP	TCBA	19	27
	Ferry, J.	TU	TCBA	19	37
11	Otey, B.	CL	TCBA	18	21
	Richie, L.	MI	TCBA	18	29
13	Marquard, R.	BU	TCBA	17	19
	Raymond, B.	BU	TCBA	17	19
	Ferguson, G.	WA	TCBA	17	25
	Kinsella, E.	LI	TCBA	17	32
	Willis, V.	BR	TCBA	17	34
	Pernoll, H.	ME	TCBA	17	41
19	Bailey, B.	LT	TCBA	16	18
	Stroud, S.	ME	TCBA	16	26
	Caldwell, R.	ME	TCBA	16	28
22	Wood, W.	BR	TCBA	15	16
	Brennan, A.	BR	TCBA	15	23
	Dygert, J.	WA	TCBA	15	23
	Hinrichs, D.	MI	TCBA	15	25
	Burke, B.	CS	TCBA	15	26
	Raleigh, J.	BE	TCBA	15	33
	Moroney, J.	SO	TCBA	15	37

5 players tied at 14

The 51 players with the most Saves

Rank	Name	Tm	Lg	SV	SOPP
1	Wood, W.	BR	TCBA	14	93.3
2	Moroney, J.	SO	TCBA	8	40.0
3	Foxen, B.	CL	TCBA	7	87.5
	Frock, S.	BU	TCBA	7	63.6
5	Scott, J.	ME	TCBA	6	85.7
	Atkins, T.	WA	TCBA	6	66.7
	McQuillan, G.	PR	TCBA	6	66.7
8	Cole, K.	HP	TCBA	5	83.3
	Willett, E.	LT	TCBA	5	83.3
	Brown, B.	BU	TCBA	5	50.0
	Crandall, D.	SO	TCBA	5	45.5
12	Smith, C.	HP	TCBA	4	100.0
	Joss, A.	WA	TCBA	4	66.7
	Pfeffer, B.	GW	TCBA	4	57.1
	Ferry, J.	TU	TCBA	4	44.4
16	Ford, R.	HH	TCBA	3	100.0
	Gaspar, H.	CS	TCBA	3	75.0
	Mattern, A.	LT	TCBA	3	75.0
	Mitchell, R.	LT	TCBA	3	75.0
	Olmstead, F.	HP	TCBA	3	75.0
	Raymond, B.	BU	TCBA	3	75.0
	Steele, E.	ME	TCBA	3	75.0
	McEaney, J.	LI	TCBA	3	60.0
	McIntire, H.	ME	TCBA	3	60.0
	Suggs, G.	ME	TCBA	3	60.0
	White, D.	SO	TCBA	3	60.0
	Criss, D.	BR	TCBA	3	42.9
	Richie, L.	MI	TCBA	3	37.5
	Pernoll, H.	ME	TCBA	3	33.3

22 players tied at 2

The 55 players with the most Holds

Rank	Name	Tm	Lg	HLD	GIR
1	Moroney, J.	SO	TCBA	11	37
2	Harmon, B.	SO	TCBA	5	30
	Pernoll, H.	ME	TCBA	5	41
4	Knetzer, E.	BR	TCBA	4	19
	Karger, E.	TU	TCBA	4	29
	Burns, B.	TU	TCBA	4	34
7	Crandall, D.	SO	TCBA	3	27
	Fisher, R.	TU	TCBA	3	28
	Frock, S.	BU	TCBA	3	32
10	Quinn, J.	SO	TCBA	2	8
	White, D.	SO	TCBA	2	14
	Falkenberg, C.	LT	TCBA	2	15
	Pickett, C.	TU	TCBA	2	16
	Moyer, C.	GW	TCBA	2	18
	Berger, H.	GW	TCBA	2	19
	Hovlik, J.	MI	TCBA	2	20
	Brown, B.	BU	TCBA	2	21
	Phillippe, D.	BR	TCBA	2	21
	Webb, L.	LI	TCBA	2	25
	Richie, L.	MI	TCBA	2	29
	Walker, D.	SO	TCBA	2	31
	Kinsella, E.	LI	TCBA	2	32

33 players tied at 1

The 60 players with the most Blown Saves

Rank	Name	Tm	Lg	BS	GIR
1	Phillippe, D.	BR	TCBA	4	21
	Ferry, J.	TU	TCBA	4	37
3	McQuillan, G.	PR	TCBA	3	15
	Brown, B.	BU	TCBA	3	21
	Arellanes, F.	BE	TCBA	3	23
	Brennan, A.	BR	TCBA	3	23
	Crandall, D.	SO	TCBA	3	27
	Richie, L.	MI	TCBA	3	29
	Pfeffer, B.	GW	TCBA	3	33
10	Young, I.	PR	TCBA	2	5
	Backman, L.	PR	TCBA	2	6
	Brown, T.	PR	TCBA	2	7
	Suggs, G.	ME	TCBA	2	8
	Camnitz, H.	BR	TCBA	2	10
	Good, R.	LI	TCBA	2	10
	Reulbach, E.	MI	TCBA	2	12
	Joss, A.	WA	TCBA	2	13
	Kahler, G.	MI	TCBA	2	17
	Sallee, S.	HP	TCBA	2	19
	Ferguson, G.	WA	TCBA	2	25
	Atkins, T.	WA	TCBA	2	31
	Kinsella, E.	LI	TCBA	2	32
	Parson, J.	LI	TCBA	2	34

37 players tied at 1

fielding

The 15 players with the highest Fielding Average at Second Base

Rank	Name	Tm	Lg	FLD	INN
1	Lajoie, N.	BR	TCBA	.983	1367.1
2	Shean, D.	HP	TCBA	.980	1321.2
3	Collins, E.	CL	TCBA	.977	1337.0
4	Egan, D.	MI	TCBA	.977	1149.0
5	Knabe, O.	GW	TCBA	.975	1258.2
6	Huggins, M.	WA	TCBA	.973	1323.1
7	Hummel, J.	TU	TCBA	.971	1359.2
8	Gardner, L.	BE	TCBA	.967	893.1
9	Miller, D.	CS	TCBA	.962	1270.1
10	Evers, J.	HH	TCBA	.958	955.0
11	Hebscher, E.	LT	TCBA	.949	728.0
12	Truesdale, F.	PR	TCBA	.941	1221.2
13	McEneaney, J.	LI	TCBA	.933	695.1
14	Doyle, L.	SO	TCBA	.923	842.1
15	Keefer, A.	ME	TCBA	.921	1146.1

The 15 players with the highest Range at Second Base

Rank	Name	Tm	Lg	RNG	INN
1	Egan, D.	MI	TCBA	6.03	1149.0
2	Gardner, L.	BE	TCBA	5.86	893.1
3	McEneaney, J.	LI	TCBA	5.57	695.1
4	Huggins, M.	WA	TCBA	5.49	1323.1
5	Miller, D.	CS	TCBA	5.32	1270.1
6	Shean, D.	HP	TCBA	5.26	1321.2
7	Knabe, O.	GW	TCBA	5.26	1258.2
8	Collins, E.	CL	TCBA	5.25	1337.0
9	Hebscher, E.	LT	TCBA	5.24	728.0
10	Evers, J.	HH	TCBA	5.20	955.0
11	Hummel, J.	TU	TCBA	5.18	1359.2
12	Truesdale, F.	PR	TCBA	5.02	1221.2
13	Doyle, L.	SO	TCBA	4.85	842.1
14	Keefer, A.	ME	TCBA	4.59	1146.1
15	Lajoie, N.	BR	TCBA	4.56	1367.1

The 31 players with the most Double Plays at Second Base

Rank	Name	Tm	Lg	DP	INN
1	Huggins, M.	WA	TCBA	77	1323.1
2	Collins, E.	CL	TCBA	73	1337.0
3	Egan, D.	MI	TCBA	70	1149.0
4	Truesdale, F.	PR	TCBA	56	1221.2
5	Shean, D.	HP	TCBA	54	1321.2
	Hummel, J.	TU	TCBA	54	1359.2
7	Evers, J.	HH	TCBA	51	955.0
	Lajoie, N.	BR	TCBA	51	1367.1
9	Miller, D.	CS	TCBA	50	1270.1
10	Gardner, L.	BE	TCBA	49	893.1
11	Knabe, O.	GW	TCBA	45	1258.2
12	Keefer, A.	ME	TCBA	40	1146.1
13	McEneaney, J.	LI	TCBA	38	695.1
14	Doyle, L.	SO	TCBA	29	842.1
15	Hebscher, E.	LT	TCBA	28	728.0
16	Killefer, R.	LI	TCBA	26	480.1
17	Delahanty, J.	SO	TCBA	25	521.0
18	McKechnie, B.	LT	TCBA	24	450.1
19	Phelan, A.	BU	TCBA	17	452.0
20	Hulswitt, R.	BE	TCBA	15	195.0
21	Chouinard, F.	LI	TCBA	13	161.0
	Unglaub, B.	BU	TCBA	13	208.2
	Katon, N.	BU	TCBA	13	303.2
	McConnell, A.	BU	TCBA	13	333.2
25	Ball, N.	BE	TCBA	8	52.0
	Corcoran, M.	PR	TCBA	8	130.0
	Kirke, J.	LT	TCBA	8	209.1
28	Zacher, E.	HH	TCBA	7	256.2

3 players tied at 6

The 15 players with the highest Fielding Average at Third Base

Rank	Name	Tm	Lg	FLD	INN
1	Austin, J.	WA	TCBA	.954	679.0
2	Lennox, E.	TU	TCBA	.949	804.0
3	Elberfeld, K.	BR	TCBA	.946	928.2
4	Devlin, A.	GW	TCBA	.946	1170.0
5	Grant, E.	LT	TCBA	.941	1339.1
6	Purtell, B.	CS	TCBA	.936	1207.1
7	Baker, H.	SO	TCBA	.934	1229.0
8	LaPorte, F.	TU	TCBA	.931	580.0
9	Lord, H.	HP	TCBA	.929	1052.1
10	Moriarty, G.	LI	TCBA	.924	828.0
11	Byrne, B.	PR	TCBA	.922	1327.0
12	Steinfeldt, H.	CL	TCBA	.919	1069.1
13	Mowrey, M.	WA	TCBA	.915	700.2
14	Meade, L.	BE	TCBA	.909	600.0
15	Knight, J.	ME	TCBA	.898	873.2

The 15 players with the highest Range at Third Base

Rank	Name	Tm	Lg	RNG	INN
1	Devlin, A.	GW	TCBA	2.82	1170.0
2	Austin, J.	WA	TCBA	2.77	679.0
3	LaPorte, F.	TU	TCBA	2.72	580.0
4	Grant, E.	LT	TCBA	2.70	1339.1
5	Mowrey, M.	WA	TCBA	2.63	700.2
6	Lennox, E.	TU	TCBA	2.49	804.0
7	Lord, H.	HP	TCBA	2.45	1052.1
8	Knight, J.	ME	TCBA	2.45	873.2
9	Purtell, B.	CS	TCBA	2.40	1207.1
10	Baker, H.	SO	TCBA	2.39	1229.0
11	Byrne, B.	PR	TCBA	2.34	1327.0
12	Steinfeldt, H.	CL	TCBA	2.31	1069.1
13	Moriarty, G.	LI	TCBA	2.26	828.0
14	Meade, L.	BE	TCBA	2.23	600.0
15	Elberfeld, K.	BR	TCBA	2.20	928.2

The 34 players with the most Double Plays at Third Base

Rank	Name	Tm	Lg	DP	INN
1	Grant, E.	LT	TCBA	16	1339.1
2	Byrne, B.	PR	TCBA	15	1327.0
3	Baker, H.	SO	TCBA	13	1229.0
4	Lord, H.	HP	TCBA	12	1052.1
	Devlin, A.	GW	TCBA	12	1170.0
6	Austin, J.	WA	TCBA	10	679.0
	Lennox, E.	TU	TCBA	10	804.0
	Steinfeldt, H.	CL	TCBA	10	1069.1
9	Mowrey, M.	WA	TCBA	7	700.2
	Moriarty, G.	LI	TCBA	7	828.0
	Elberfeld, K.	BR	TCBA	7	928.2
12	Lobert, H.	HH	TCBA	6	485.0
	Phelan, A.	BU	TCBA	6	514.1
	Herzog, B.	LI	TCBA	6	520.2
15	Knight, J.	ME	TCBA	5	873.2
16	Schaefer, G.	MI	TCBA	4	320.0
	Smith, L.	MI	TCBA	4	427.2
	Barbeau, J.	BE	TCBA	4	430.0
	Purtell, B.	CS	TCBA	4	1207.1
20	Hartzell, R.	HP	TCBA	3	180.0
	LaPorte, F.	TU	TCBA	3	580.0
22	Jacklitsch, F.	BE	TCBA	2	175.0
	Lyon, D.	HH	TCBA	2	513.0

11 players tied at 1

The 19 players with the highest Fielding Average at Shortstop

Rank	Name	Tm	Lg	FLD	INN
1	McBride, G.	BU	TCBA	.973	1268.0
2	Turner, T.	CS	TCBA	.954	799.0
3	Wallace, B.	HP	TCBA	.953	1131.2
4	Tinker, J.	PR	TCBA	.952	1076.1
5	Bridwell, A.	CL	TCBA	.952	1175.0
6	Wagner, H.	WA	TCBA	.945	1307.2
7	Bush, D.	CS	TCBA	.943	592.1
8	Smith, L.	MI	TCBA	.942	623.0
9	Ball, N.	BE	TCBA	.938	743.0
10	Barry, J.	ME	TCBA	.935	1193.0
11	Zeider, R.	GW	TCBA	.935	737.1
12	Corriden, R.	GW	TCBA	.932	584.0
13	Doolan, M.	SO	TCBA	.928	1256.1
14	Fletcher, A.	HH	TCBA	.925	1117.2
15	Smith, T.	BR	TCBA	.921	600.0
16	Wagner, H.	TU	TCBA	.919	1183.0
17	Sweeney, B.	LI	TCBA	.918	599.2
18	Hauser, A.	LI	TCBA	.918	717.0
19	Downey, T.	LT	TCBA	.918	785.1

The 19 players with the highest Range at Shortstop

Rank	Name	Tm	Lg	RNG	INN
1	Smith, L.	MI	TCBA	6.82	623.0
2	Wagner, H.	WA	TCBA	6.74	1307.2
3	Sweeney, B.	LI	TCBA	6.42	599.2
4	Ball, N.	BE	TCBA	6.38	743.0
5	McBride, G.	BU	TCBA	6.13	1268.0
6	Zeider, R.	GW	TCBA	5.98	737.1
7	Corriden, R.	GW	TCBA	5.95	584.0
8	Bridwell, A.	CL	TCBA	5.90	1175.0
9	Barry, J.	ME	TCBA	5.88	1193.0
10	Wallace, B.	HP	TCBA	5.87	1131.2
11	Downey, T.	LT	TCBA	5.74	785.1
12	Tinker, J.	PR	TCBA	5.65	1076.1
13	Smith, T.	BR	TCBA	5.59	600.0
14	Bush, D.	CS	TCBA	5.53	592.1
15	Hauser, A.	LI	TCBA	5.51	717.0
16	Fletcher, A.	HH	TCBA	5.36	1117.2
17	Doolan, M.	SO	TCBA	5.35	1256.1
18	Turner, T.	CS	TCBA	5.33	799.0
19	Wagner, H.	TU	TCBA	5.10	1183.0

The 32 players with the most Double Plays at Shortstop

Rank	Name	Tm	Lg	DP	INN
1	Wagner, H.	WA	TCBA	100	1307.2
2	Bridwell, A.	CL	TCBA	81	1175.0
3	McBride, G.	BU	TCBA	80	1268.0
4	Barry, J.	ME	TCBA	79	1193.0
5	Tinker, J.	PR	TCBA	75	1076.1
6	Doolan, M.	SO	TCBA	66	1256.1
7	Fletcher, A.	HH	TCBA	63	1117.2
8	Smith, L.	MI	TCBA	58	623.0
9	Wallace, B.	HP	TCBA	52	1131.2
10	Wagner, H.	TU	TCBA	51	1183.0
11	Hauser, A.	LI	TCBA	45	717.0
12	Blackburne, L.	BE	TCBA	41	390.1
	Ball, N.	BE	TCBA	41	743.0
14	Sweeney, B.	LI	TCBA	38	599.2
15	Downey, T.	LT	TCBA	36	785.1
	Turner, T.	CS	TCBA	36	799.0
17	Zeider, R.	GW	TCBA	35	737.1
18	Walsh, J.	MI	TCBA	32	488.1
19	Corriden, R.	GW	TCBA	30	584.0
	Bush, D.	CS	TCBA	30	592.1
21	Zimmerman, H.	BR	TCBA	28	558.2
22	McMillan, T.	PR	TCBA	26	289.2
23	Smith, T.	BR	TCBA	25	600.0
24	McKechnie, B.	LT	TCBA	18	465.2
25	Hartzell, R.	HP	TCBA	16	196.2
26	Foster, E.	MI	TCBA	13	197.1
27	Roach, R.	SO	TCBA	9	141.1
28	Lathers, C.	BR	TCBA	7	77.0
	Stark, D.	BU	TCBA	7	97.1

3 players tied at 6

The 14 players with the highest Fielding Average in Left Field

Rank	Name	Tm	Lg	FLD	INN
1	Schulte, W.	HP	TCBA	.997	1236.0
2	Crawford, S.	GW	TCBA	.987	1041.1
3	Davidson, B.	LT	TCBA	.987	606.2
4	Cobb, T.	BU	TCBA	.986	888.2
5	Devore, J.	SO	TCBA	.984	702.2
6	Hartsel, T.	HH	TCBA	.980	594.2
7	Ellis, R.	PR	TCBA	.970	1091.0
8	Jones, D.	BE	TCBA	.968	686.0
9	Hemphill, C.	CL	TCBA	.965	812.2
10	Gowdy, H.	LI	TCBA	.960	616.0
11	Gessler, D.	CS	TCBA	.959	931.0
12	Clarke, F.	MI	TCBA	.953	828.1
13	Dougherty, P.	ME	TCBA	.952	735.0
14	Pond, R.	WA	TCBA	.940	952.2

The 14 players with the highest Range in Left Field

Rank	Name	Tm	Lg	RNG	INN
1	Gowdy, H.	LI	TCBA	2.47	616.0
2	Dougherty, P.	ME	TCBA	2.45	735.0
3	Jones, D.	BE	TCBA	2.41	686.0
4	Devore, J.	SO	TCBA	2.41	702.2
5	Hartsel, T.	HH	TCBA	2.27	594.2
6	Schulte, W.	HP	TCBA	2.25	1236.0
7	Gessler, D.	CS	TCBA	2.24	931.0
8	Clarke, F.	MI	TCBA	2.23	828.1
9	Davidson, B.	LT	TCBA	2.18	606.2
10	Hemphill, C.	CL	TCBA	2.16	812.2
11	Ellis, R.	PR	TCBA	2.11	1091.0
12	Cobb, T.	BU	TCBA	2.11	888.2
13	Pond, R.	WA	TCBA	2.07	952.2
14	Crawford, S.	GW	TCBA	1.99	1041.1

The 31 players with the most Assists in Left Field

Rank	Name	Tm	Lg	A	INN
1	Clarke, F.	MI	TCBA	20	828.1
2	Schulte, W.	HP	TCBA	15	1236.0
3	Ellis, R.	PR	TCBA	14	1091.0
4	Jones, D.	BE	TCBA	13	686.0
5	Hartsel, T.	HH	TCBA	12	594.2
	Hemphill, C.	CL	TCBA	12	812.2
7	Devore, J.	SO	TCBA	10	702.2
8	Dougherty, P.	ME	TCBA	9	735.0
	Pond, R.	WA	TCBA	9	952.2
10	Davidson, B.	LT	TCBA	8	606.2
	Gowdy, H.	LI	TCBA	8	616.0
	Cobb, T.	BU	TCBA	8	888.2
	Gessler, D.	CS	TCBA	8	931.0
	Crawford, S.	GW	TCBA	8	1041.1
15	Campbell, V.	BR	TCBA	6	451.2
	Wolter, H.	SO	TCBA	6	452.1
17	Zwilling, D.	BE	TCBA	5	187.2
	Collins, S.	CL	TCBA	5	223.0
	Abbott, O.	LT	TCBA	5	229.0
	Browne, G.	LI	TCBA	5	273.2
	Lord, B.	TU	TCBA	5	310.0
	Barbeau, J.	BE	TCBA	5	321.0
	McElveen, P.	CL	TCBA	5	328.2
24	Castle, J.	MI	TCBA	4	330.2
	Griggs, A.	CS	TCBA	4	429.0

6 players tied at 3

The 16 players with the highest Fielding Average in Center Field

Rank	Name	Tm	Lg	FLD	INN
1	Sheckard, J.	HP	TCBA	1.000	1203.1
	Leach, T.	CS	TCBA	1.000	1075.1
3	Speaker, T.	PR	TCBA	.998	1223.0
4	Lord, B.	TU	TCBA	.996	751.0
5	Wilson, C.	SO	TCBA	.995	954.0
6	Paskert, D.	HH	TCBA	.995	1049.0
7	Magee, S.	BU	TCBA	.994	1027.1
8	Stone, G.	BE	TCBA	.990	1209.0
9	Wheat, Z.	LI	TCBA	.988	1359.1
10	Hofman, S.	TU	TCBA	.987	633.2
11	Miller, D.	MI	TCBA	.981	1032.1
12	Dalton, J.	WA	TCBA	.980	679.2
13	Easterly, T.	WA	TCBA	.980	638.0
14	Bescher, B.	CL	TCBA	.978	1367.1
15	Hoffman, D.	LT	TCBA	.972	728.2
16	Oakes, R.	BR	TCBA	.968	988.0

The 16 players with the highest Range in Center Field

Rank	Name	Tm	Lg	RNG	INN
1	Wilson, C.	SO	TCBA	3.81	954.0
2	Leach, T.	CS	TCBA	3.36	1075.1
3	Paskert, D.	HH	TCBA	3.32	1049.0
4	Hofman, S.	TU	TCBA	3.31	633.2
5	Miller, D.	MI	TCBA	3.16	1032.1
6	Bescher, B.	CL	TCBA	3.15	1367.1
7	Lord, B.	TU	TCBA	3.14	751.0
8	Sheckard, J.	HP	TCBA	3.10	1203.1
9	Speaker, T.	PR	TCBA	3.09	1223.0
10	Oakes, R.	BR	TCBA	3.08	988.0
11	Magee, S.	BU	TCBA	3.04	1027.1
12	Stone, G.	BE	TCBA	3.03	1209.0
13	Hoffman, D.	LT	TCBA	2.96	728.2
14	Wheat, Z.	LI	TCBA	2.83	1359.1
15	Easterly, T.	WA	TCBA	2.74	638.0
16	Dalton, J.	WA	TCBA	2.62	679.2

The 34 players with the most Assists in Center Field

Rank	Name	Tm	Lg	A	INN
1	Stone, G.	BE	TCBA	33	1209.0
2	Wheat, Z.	LI	TCBA	30	1359.1
3	Bescher, B.	CL	TCBA	17	1367.1
4	Magee, S.	BU	TCBA	15	1027.1
5	Sheckard, J.	HP	TCBA	13	1203.1
6	Leach, T.	CS	TCBA	12	1075.1
7	Lord, B.	TU	TCBA	11	751.0
8	Easterly, T.	WA	TCBA	10	638.0
9	Paskert, D.	HH	TCBA	9	1049.0
10	Hoffman, D.	LT	TCBA	8	728.2
11	Wilson, C.	SO	TCBA	7	954.0
	Oakes, R.	BR	TCBA	7	988.0
	Miller, D.	MI	TCBA	7	1032.1
	Speaker, T.	PR	TCBA	7	1223.0
15	Wolter, H.	SO	TCBA	5	346.2
	Snodgrass, F.	GW	TCBA	5	405.1
	Dalton, J.	WA	TCBA	5	679.2
18	Graney, J.	LT	TCBA	4	131.1
	Crawford, S.	GW	TCBA	4	291.0
	Hofman, S.	TU	TCBA	4	633.2
21	Thomas, R.	BE	TCBA	3	28.2
	Bates, J.	GW	TCBA	3	243.0
	Kruger, A.	ME	TCBA	3	244.1
	Titus, J.	CS	TCBA	3	272.0
	Beaumont, G.	GW	TCBA	3	290.1
	Lelivelt, J.	ME	TCBA	3	335.0
	Milan, C.	ME	TCBA	3	483.2

7 players tied at 2

The 16 players with the highest Fielding Average in Right Field

Rank	Name	Tm	Lg	FLD	INN
1	Titus, J.	CS	TCBA	1.000	977.2
2	Cree, B.	HH	TCBA	.995	811.2
3	Oldring, R.	CL	TCBA	.993	1097.1
4	Murphy, D.	PR	TCBA	.992	1188.0
5	Bates, J.	GW	TCBA	.991	919.0
6	Mitchell, M.	WA	TCBA	.990	1387.1
7	Beck, F.	BU	TCBA	.978	1246.2
8	Graney, J.	LT	TCBA	.978	817.1
9	Collins, B.	BR	TCBA	.978	1085.1
10	Hooper, H.	HP	TCBA	.977	1352.1
11	Murray, R.	TU	TCBA	.977	1189.2
12	Birmingham, J.	MI	TCBA	.971	729.0
13	Evans, S.	SO	TCBA	.969	1029.0
14	Lewis, D.	BE	TCBA	.966	1196.2
15	Milan, C.	ME	TCBA	.958	620.0
16	Browne, G.	LI	TCBA	.912	662.1

The 16 players with the highest Range in Right Field

Rank	Name	Tm	Lg	RNG	INN
1	Oldring, R.	CL	TCBA	2.21	1097.1
2	Evans, S.	SO	TCBA	2.20	1029.0
3	Collins, B.	BR	TCBA	2.16	1085.1
4	Cree, B.	HH	TCBA	2.13	811.2
5	Lewis, D.	BE	TCBA	2.12	1196.2
6	Bates, J.	GW	TCBA	2.08	919.0
7	Birmingham, J.	MI	TCBA	2.05	729.0
8	Titus, J.	CS	TCBA	2.03	977.2
9	Hooper, H.	HP	TCBA	2.02	1352.1
10	Mitchell, M.	WA	TCBA	2.00	1387.1
11	Milan, C.	ME	TCBA	2.00	620.0
12	Murphy, D.	PR	TCBA	1.98	1188.0
13	Graney, J.	LT	TCBA	1.96	817.1
14	Beck, F.	BU	TCBA	1.95	1246.2
15	Murray, R.	TU	TCBA	1.89	1189.2
16	Browne, G.	LI	TCBA	1.82	662.1

The 41 players with the most Assists in Right Field

Rank	Name	Tm	Lg	A	INN
1	Hooper, H.	HP	TCBA	32	1352.1
2	Mitchell, M.	WA	TCBA	31	1387.1
3	Collins, B.	BR	TCBA	30	1085.1
	Lewis, D.	BE	TCBA	30	1196.2
5	Evans, S.	SO	TCBA	29	1029.0
6	Bates, J.	GW	TCBA	27	919.0
7	Murray, R.	TU	TCBA	24	1189.2
	Beck, F.	BU	TCBA	24	1246.2
9	Murphy, D.	PR	TCBA	20	1188.0
10	Graney, J.	LT	TCBA	17	817.1
	Oldring, R.	CL	TCBA	17	1097.1
12	Birmingham, J.	MI	TCBA	16	729.0
13	Titus, J.	CS	TCBA	11	977.2
14	Cree, B.	HH	TCBA	10	811.2
15	McIntyre, M.	MI	TCBA	9	481.0
16	Browne, G.	LI	TCBA	8	662.1
17	Devore, J.	SO	TCBA	7	130.2
18	Milan, C.	ME	TCBA	6	620.0
19	McElveen, P.	CL	TCBA	5	168.2
	Moran, H.	LI	TCBA	5	293.0
	Engle, C.	HH	TCBA	5	497.1
22	Gessler, D.	CS	TCBA	4	180.2
	Chouinard, F.	LI	TCBA	4	186.2
	Snodgrass, F.	GW	TCBA	4	224.0
	Daniels, B.	ME	TCBA	4	231.1
26	Wilson, C.	SO	TCBA	3	47.1
	Davidson, B.	LT	TCBA	3	56.0
	Hoffman, D.	LT	TCBA	3	199.1
	Lelivelt, J.	ME	TCBA	3	273.1

12 players tied at 2

The 17 players with the highest Fielding Average at Catcher

Rank	Name	Tm	Lg	FLD	INN
1	Livingston, P.	HP	TCBA	.991	914.1
2	Gibson, G.	LT	TCBA	.990	1153.0
3	Jacklitsch, F.	BE	TCBA	.986	769.2
4	Lapp, J.	MI	TCBA	.985	717.2
5	Meyers, C.	PR	TCBA	.985	887.2
6	McLean, L.	TU	TCBA	.985	907.0
7	Street, G.	BR	TCBA	.983	827.2
8	Kling, J.	WA	TCBA	.981	687.0
9	Phelps, E.	HH	TCBA	.977	644.0
10	Doooin, R.	SO	TCBA	.975	921.2
11	Land, G.	GW	TCBA	.971	584.1
12	Bresnahan, R.	GW	TCBA	.971	570.1
13	Graham, P.	CL	TCBA	.967	727.2
14	Sweeney, J.	ME	TCBA	.962	700.0
15	Criger, L.	BU	TCBA	.958	989.1
16	Carrigan, B.	CS	TCBA	.957	812.2
17	Killefer, B.	LI	TCBA	.935	669.1

The 17 players with the lowest Opposition Stolen Base Percentage at Catcher

Rank	Name	Tm	Lg	OSBP	OSB
1	Gibson, G.	LT	TCBA	60.0	93
2	McLean, L.	TU	TCBA	62.1	72
3	Kling, J.	WA	TCBA	64.2	52
4	Doooin, R.	SO	TCBA	64.7	75
5	Livingston, P.	HP	TCBA	66.0	68
6	Meyers, C.	PR	TCBA	66.1	84
7	Bresnahan, R.	GW	TCBA	68.2	58
8	Carrigan, B.	CS	TCBA	69.0	98
9	Lapp, J.	MI	TCBA	70.1	89
10	Graham, P.	CL	TCBA	70.7	58
11	Land, G.	GW	TCBA	70.8	92
12	Sweeney, J.	ME	TCBA	71.4	80
13	Street, G.	BR	TCBA	72.7	56
14	Killefer, B.	LI	TCBA	73.0	111
15	Phelps, E.	HH	TCBA	74.8	122
16	Criger, L.	BU	TCBA	76.8	146
17	Jacklitsch, F.	BE	TCBA	80.0	108

The 30 players with the most Assists at Catcher

Rank	Name	Tm	Lg	A	INN
1	Gibson, G.	LT	TCBA	116	1153.0
2	Meyers, C.	PR	TCBA	88	887.2
3	Livingston, P.	HP	TCBA	78	914.1
4	Doooin, R.	SO	TCBA	77	921.2
5	McLean, L.	TU	TCBA	75	907.0
6	Jacklitsch, F.	BE	TCBA	71	769.2
7	Criger, L.	BU	TCBA	68	989.1
8	Lapp, J.	MI	TCBA	67	717.2
9	Carrigan, B.	CS	TCBA	66	812.2
10	Phelps, E.	HH	TCBA	61	644.0
11	Kling, J.	WA	TCBA	60	687.0
12	Land, G.	GW	TCBA	58	584.1
13	Street, G.	BR	TCBA	57	827.2
14	Killefer, B.	LI	TCBA	55	669.1
	Sweeney, J.	ME	TCBA	55	700.0
16	Payne, F.	WA	TCBA	45	452.1
	Mitchell, F.	CS	TCBA	45	480.2
18	Bresnahan, R.	GW	TCBA	43	570.1
19	Graham, P.	CL	TCBA	42	727.2
20	Archer, J.	BR	TCBA	40	497.0
21	Roth, F.	BE	TCBA	37	553.2
22	Moran, P.	HH	TCBA	34	356.2
	Kleinow, R.	TU	TCBA	34	495.2
	Stephens, J.	MI	TCBA	34	550.1
25	Thomas, I.	PR	TCBA	33	357.2
26	Schlei, A.	CL	TCBA	30	340.0
27	Bergen, B.	ME	TCBA	26	306.2
28	Schmidt, B.	ME	TCBA	25	359.2
	Stanage, O.	SO	TCBA	25	398.0
30	Needham, T.	WA	TCBA	24	347.2

The 30 players with the highest Fielding Average at Pitcher

Rank	Name	Tm	Lg	FLD	INN
1	Hall, S.	HH	TCBA	1.000	200.2
	Camnitz, H.	BR	TCBA	1.000	178.1
	Young, I.	PR	TCBA	1.000	151.1
	Leever, S.	CS	TCBA	1.000	128.1
5	Curtis, C.	MI	TCBA	.988	237.0
6	Summers, E.	BE	TCBA	.987	225.2
7	Leifield, L.	WA	TCBA	.985	241.2
8	Donovan, W.	BR	TCBA	.985	229.0
	Moren, L.	ME	TCBA	.985	156.1
10	Groom, B.	WA	TCBA	.984	202.2
11	Smith, F.	LT	TCBA	.984	183.1
12	Chouneau, C.	BE	TCBA	.983	183.2
13	Crandall, D.	SO	TCBA	.982	214.2
14	Brown, T.	PR	TCBA	.980	346.1
15	Cicotte, E.	GW	TCBA	.978	265.2
16	Bell, G.	GW	TCBA	.976	308.2
17	Richie, L.	MI	TCBA	.976	160.0
18	Vaughn, H.	CL	TCBA	.974	245.0
19	Quinn, J.	SO	TCBA	.973	231.0
20	Joss, A.	WA	TCBA	.972	120.2
21	Suggs, G.	ME	TCBA	.971	265.2
22	Plank, E.	TU	TCBA	.970	267.1
23	Lush, J.	HH	TCBA	.969	194.1
24	Reulbach, E.	MI	TCBA	.968	190.2
25	Barger, C.	WA	TCBA	.967	220.0
26	Bender, C.	BU	TCBA	.959	269.0
27	Mitchell, W.	GW	TCBA	.957	197.0
	Phillippe, D.	BR	TCBA	.957	133.2
29	McQuillan, G.	PR	TCBA	.956	173.0
30	Ray, F.	LI	TCBA	.954	158.0

The 52 players with the most Double Plays at Pitcher

Rank	Name	Tm	Lg	DP	INN
1	Pernoll, H.	ME	TCBA	6	56.2
2	Barger, C.	WA	TCBA	5	220.0
3	Walker, M.	MI	TCBA	4	44.0
	Stroud, S.	ME	TCBA	4	107.1
	Young, I.	PR	TCBA	4	151.1
	Ray, F.	LI	TCBA	4	158.0
	Olmstead, F.	HP	TCBA	4	166.2
	Summers, E.	BE	TCBA	4	225.2
	Mullin, G.	WA	TCBA	4	255.2
	Bender, C.	BU	TCBA	4	269.0
	Brown, T.	PR	TCBA	4	346.1
12	Corridon, F.	PR	TCBA	3	96.0
	Burk, S.	BE	TCBA	3	120.0
	Moren, L.	ME	TCBA	3	156.1
	Pelty, B.	MI	TCBA	3	172.2
	Chouneau, C.	BE	TCBA	3	183.2
	Crandall, D.	SO	TCBA	3	214.2
	Wood, J.	PR	TCBA	3	223.0
	Curtis, C.	MI	TCBA	3	237.0
	Vaughn, H.	CL	TCBA	3	245.0
	Suggs, G.	ME	TCBA	3	265.2
	Ford, R.	HH	TCBA	3	311.1

30 players tied at 2

The 17 players with the highest Fielding Average at First Base

Rank	Name	Tm	Lg	FLD	INN
1	Chase, H.	HP	TCBA	.996	1143.2
2	Hoblitzell, D.	MI	TCBA	.995	1335.2
3	Jones, T.	SO	TCBA	.994	1075.2
4	Merkle, F.	BU	TCBA	.993	1083.2
5	Chance, F.	ME	TCBA	.993	652.2
6	Stahl, J.	WA	TCBA	.993	1255.2
7	Konetchy, E.	GW	TCBA	.993	1267.0
8	Stovall, G.	PR	TCBA	.992	1355.1
9	Daubert, J.	LI	TCBA	.991	1186.0
10	Davis, H.	BR	TCBA	.990	1146.0
11	Sharpe, B.	ME	TCBA	.989	693.0
12	Bransfield, K.	CS	TCBA	.989	1309.0
13	Houser, B.	BE	TCBA	.985	710.2
14	Flynn, J.	HH	TCBA	.983	742.0
15	Hobbs, R.	CL	TCBA	.981	1249.2
16	Burch, A.	LT	TCBA	.979	738.0
17	Pio, P.	TU	TCBA	.975	720.2

The 39 players with the most Runners Picked Off at Pitcher

Rank	Name	Tm	Lg	PCK	INN
1	Brown, T.	PR	TCBA	4	346.1
2	Berger, H.	GW	TCBA	2	35.1
	Leever, S.	CS	TCBA	2	128.1
	Moren, L.	ME	TCBA	2	156.1
	Willett, E.	LT	TCBA	2	222.0
	Rowan, J.	TU	TCBA	2	224.2
	Gray, D.	CL	TCBA	2	230.0
	Brown, B.	BU	TCBA	2	231.0
	Curtis, C.	MI	TCBA	2	237.0
	Walsh, E.	CS	TCBA	2	378.0

29 players tied at 1

The 42 players with the most Runners Picked Off at Catcher

Rank	Name	Tm	Lg	PCK	INN
1	Phelps, E.	HH	TCBA	9	644.0
2	Stephens, J.	MI	TCBA	6	550.1
	Dooiin, R.	SO	TCBA	6	921.2
	Criger, L.	BU	TCBA	6	989.1
5	Kleinow, R.	TU	TCBA	5	495.2
	Killefer, B.	LI	TCBA	5	669.1
	Jacklitsch, F.	BE	TCBA	5	769.2
	Meyers, C.	PR	TCBA	5	887.2
9	Land, G.	GW	TCBA	4	584.1
	Kling, J.	WA	TCBA	4	687.0
	Gibson, G.	LT	TCBA	4	1153.0
12	Miller, O.	LT	TCBA	3	83.1
	Schlei, A.	CL	TCBA	3	340.0
	Stanage, O.	SO	TCBA	3	398.0
	Payne, F.	WA	TCBA	3	452.1
	Graham, P.	CL	TCBA	3	727.2
	Carrigan, B.	CS	TCBA	3	812.2
	McLean, L.	TU	TCBA	3	907.0
	Livingston, P.	HP	TCBA	3	914.1
20	Clarke, N.	LT	TCBA	2	107.0
	Adams, B.			2	207.0
	Needham, T.	WA	TCBA	2	347.2
	Moran, P.	HH	TCBA	2	356.2
	Thomas, I.	PR	TCBA	2	357.2
	Mitchell, F.	CS	TCBA	2	480.2
	Archer, J.	BR	TCBA	2	497.0
	Bresnahan, R.	GW	TCBA	2	570.1
	Lapp, J.	MI	TCBA	2	717.2


14 players tied at 1

The 30 players with the most Opposition Caught Stealing at Catcher

Rank	Name	Tm	Lg	OCS	INN
1	Gibson, G.	LT	TCBA	62	1153.0
2	Carrigan, B.	CS	TCBA	44	812.2
	McLean, L.	TU	TCBA	44	907.0
	Criger, L.	BU	TCBA	44	989.1
5	Meyers, C.	PR	TCBA	43	887.2
6	Phelps, E.	HH	TCBA	41	644.0
	Killefer, B.	LI	TCBA	41	669.1
	Dooiin, R.	SO	TCBA	41	921.2
9	Land, G.	GW	TCBA	38	584.1
	Lapp, J.	MI	TCBA	38	717.2
11	Livingston, P.	HP	TCBA	35	914.1
12	Sweeney, J.	ME	TCBA	32	700.0
13	Kling, J.	WA	TCBA	29	687.0
14	Bresnahan, R.	GW	TCBA	27	570.1
	Jacklitsch, F.	BE	TCBA	27	769.2
16	Roth, F.	BE	TCBA	26	553.2
17	Graham, P.	CL	TCBA	24	727.2
18	Kleinow, R.	TU	TCBA	22	495.2
19	Archer, J.	BR	TCBA	21	497.0
	Street, G.	BR	TCBA	21	827.2
21	Stanage, O.	SO	TCBA	20	398.0
	Mitchell, F.	CS	TCBA	20	480.2
23	Payne, F.	WA	TCBA	19	452.1
24	Adams, B.			18	207.0
	Schlei, A.	CL	TCBA	18	340.0
	Moran, P.	HH	TCBA	18	356.2
	Thomas, I.	PR	TCBA	18	357.2
28	Stephens, J.	MI	TCBA	17	550.1
29	Needham, T.	WA	TCBA	16	347.2
30	Bliss, J.	LI	TCBA	15	297.1



1911 GOLD GLOVE WINNERS: P-Sea Lion Hall (HP) C-Paddy Livingston (HP) 1B-Hal Chase (HP) 2B-Dick Egan (MI) 3B-Jimmy Austin (WA) SS-George McBride (BU) LF-Wildfire Schulte (HP) CF-Tommie Leach (CS) RF-Rube Oldring (CL)



A baseball is positioned in the background, centered behind the text. The top half of the ball is visible, showing its characteristic red and white stitching.

BASEBALL
PLAYOFFS

1911

SEMI


FINAL

**MAHLEY DIVISION CHAMPS
SOUTH STARRUCCA**

VS

**KIRWIN DIVISION CHAMPS
GRAND RAPIDS**





Thomas Wolfe made the phrase famous, but after Starrucca and the Wolverines hooked up in this playoff round, neither one of us WANTS to go Home again! :-0 It was simply not a good place to be if your team was trying to win a Playoff game.

During the Regular Season, we both had positive W/L records at Home.....so we knew HOW to win at Home.....but you sure couldn't tell it from last nite.

GAME 1....

“Half-Assed Backwards”might sum this one up.

Lots of hits by both squads, action almost every innings, players on base and decisions to make.

‘Backwards’ comes from Starrucca’s second half of the lineup producing an inordinate percentage of their total hits.

10 of 13 Hits come from the 2nd Half, and ALL of their Runs. Maybe the Grand Rapid pitchers eased up, thinking these guys were schmoes...I don’t know, but the dinked and doinked and singled their way to putting 5 runs up on the board; and the Wolverines only got one tally.

Doc Crandall goes the distance on a 5-1 Starr WIN!

GAME 2.....

“Is That All There Is?”

Peggy Lee made that song famous in 1969.

Grand Rapids put it into practice last nite in Game 2. And it was the exact question their fans were asking at the Post Game Presser.

Wahoo Sam Crawford tried to lead this team to victory, but nobody would follow. 2 hits for Sam.....2 hits for the entire rest of the Rapids. They were anything but Grand tonite.

The Mighty Jack Quinn tosses a complete game shutout for the Ainspans, as they win a low scoring, 2-0 affair.

The only good thing from the Rapids standpoint in this one is that they HIT and INJURED Starrucca outfielder Wolter for 6 days. They are now turning to a “war of attrition” as their strategy.

The town of Grand Rapids sent a delegation of Mute Fans to the Train Station to usher them out of town on their way to a 3 Game Away series at Starrucca.

GAME 3

"You Say Cicada, and I say Cicotte"

Well, the Wolverines must like the restaurants, or the bars, in Starrucca, cuz they came out of the chute today with only one thing on their mind: pummeling the ball and kicking the crap out of the Ainspan pitching.

A hugely lopsided 10-1 Rapid wins where they nailed 15 hits, three of them triples, and Ed Cicotte smothered the Span batters, tossing a Complete Game 3 hitter.

(The lone Span Highlight: Beating Fred Snodgrass and injuring him for 5 more days. That one is going to be hard for the Wolverines to recover from. ML season, the Grassman hit 321/440/432, and was their #3 hitter in the batting order. Starrucca may have lost the battle today, but in mowing down Snodgrass, they've improved their odds quite a bit in winning the war.)

GAME 4

"I've Got the Wedding Bell Blues" ...Marilyn McCoo and the 5th Dimension

The Ainspans were humming that tune after the game today, but it was more like the "George Bell Blues", as the Grand Rapids pitcher shut them down tighter than Schwarzeneggers grip on a pickle jar.

Bell only gave up 3 hits and 1 walk to the Spans, in a complete game 4-0 Rapids victory!

Series is now evened up at 2 apiece.

Both teams seem to have a 'shy bladder' when it comes to hitting in front of their home town fans.

Wolverines score a total of ONE run at Home in 2 games so far.

Ainspans score a total of ONE run at Home in 2 games so far.

GAME 5

“Take the First Train to Clarksville”...the Monkees

Okay, the original title may have been ‘Last’ train.....but the Spans didn’t want to wait around after this one. They had to get out of town fast, as the Home Town fans were gathering with pitchforks and fire torches and approaching the platform at a rather rapid pace.

The Wolverines came at us with a balanced attack;

Pitching-wise; Willie Mitchell muffled our batters, again, tossing 8 innings and giving up only 2 runs. (the most we’ve scored during this Homestand)

Hitting-wise: they got a solid 10 hits and 5 runs. Not a massacre, but solid enough to win this game handily 5-2.

Grand Rapids pitchers figured out the best strategy to make up for Snodgrass’s injury;.....just don’t give up any, or many, runs, and it sure as heck worked for these three games at Starrucca.

With this Pitching Clinic, the Wolverines have put themselves in a great position at 3 and 2. They are going back Home and only need to win 1 of 2 to advance to the World Series.

The pack is forming to move in for the kill.



GAME 6....

“Back and forth, in and out, back and forth, and finally on top!”

No, its not a song or book title reference, nor is it a play by play script of my honeymoon.....

Game 6 was definitely the BEST game of the series for all the reasons stated above.

This game had everything.....lots of innings of hits, decisions, Rare Plays, scoring (but only using binary numbers) which kept things close the whole way. When one of us scored, it seemed the other team led off with a baserunner and a rally to get the run back.

An unsung hero in Otto Knabe of Grand Rapids. For the second time in the series, when I Intentionally walked RBI Crown King, Sam Crawford with an open base.....Obi Wan Knabe came thru with a clutch run scoring single thru the infield.

Tense, tense action, with Starrucca knowing that if we lose today, we go home for the Winter and come back in the Spring. (Calendaricly speaking)

Eddie Cicotte takes a 5-4 lead into the Top of the 8th needing just 6 more outs. He gets them.....but not before giving up 2 runs, as the Spans re-take the lead 6-5 and the goal gets flipped.

Now its Doc White and Doc Crandall in the bottom of the 8th inning who need to get 6 outs for a Spanfly win. (The Wolverines called for a Second Opinion, so we sent in another doctor)

And they combine in the 8th inning, but they give up a key run as Grand Rapids ties it up, Crandall blows the Save, and we head into the 9th all tied up again.

Top 9....

Eddie Cicotte is running on fumes now for Grand Rapids....

A Span single, stolen base, sac bunt, and then Doc Crandall helps his own cause by blooming a single over the head of the height-challenged shortstop. Spans go UP 7-6!!!

Bottom 9....

Grand Rapids sends up three batters, and the Span pitchers sent 3 batters back to the Wovlerine dugout hungry and victimless.

SERIES is TIED UP! 3 games apiece, both teams live to fight another day, but only one of them will advance to the Championship series.

Team	1	2	3	4	5	6	7	8	9	R	H	E
South Starrucca Ainspans	1	0	0	1	2	0	0	2	1	7	13	1
Grand Rapids Wolverines	2	0	0	0	1	2	0	1	0	6	10	1

An unforgettable game, for both of us! Well played on both sides!

GAME 7

Doctor, Doctor!
Give me the news.

Ainspan Doc Crandall takes the mound for this one, in his most important start of the year!

George Bell for the Wolverines.

So far in the series, after 6 games, NEITHER team has won a Home game!

Amazing, but true.

And Bell rings in with 5 admirable innings, giving up one 1 earned run.

Nelson follows with 2 more innings, and the same 1 earned run.

And Beebe plays a copycat role here.....2 more innings 1 earned run.

From the Wolverine pitching view; it was enough of an effort to win the game.

But they were going against a Specialist in his field today.

Doc Crandall advanced inning after inning with surgical precision. The Wolves couldn't find any prey to feast on, no meatball pitches, no weaklings at the back of the herd to pick on.

Crandall picked a fine day to come up with a complete game, 4 hit shutout. He never gave Grand Rapids a toehold, and they went on a hunger strike today.

7 Games Played

Date	No.	Team	R	H	E	G Sc	Starters	Decisions	Save
10/03/10	7	South Starrucca Ainspans	5	11	2	86	D. Crandall	W, D. Crandall	None
17:12m	7	Grand Rapids Wolverines	0	4	3	54	G. Bell	L, G. Bell	
Date	No.	Team	R	H	E	G Sc	Starters	Decisions	Save
10/02/10	6	South Starrucca Ainspans	7	13	1	40	L. Drucke	W, D. Crandall	H. Wiltse
26:23m	6	Grand Rapids Wolverines	6	10	1	30	E. Cicotte	L, E. Cicotte	
Date	No.	Team	R	H	E	G Sc	Starters	Decisions	Save
09/30/10	5	Grand Rapids Wolverines	5	10	2	59	W. Mitchell	W, W. Mitchell	R. Nelson
17:53m	5	South Starrucca Ainspans	2	8	0	38	J. Quinn	L, J. Quinn	
Date	No.	Team	R	H	E	G Sc	Starters	Decisions	Save
09/29/10	4	Grand Rapids Wolverines	4	7	3	84	G. Bell	W, G. Bell	None
16:11m	4	South Starrucca Ainspans	0	3	1	61	D. Crandall	L, D. Crandall	
Date	No.	Team	R	H	E	G Sc	Starters	Decisions	Save
09/28/10	3	Grand Rapids Wolverines	10	15	2	71	E. Cicotte	W, E. Cicotte	None
20:49m	3	South Starrucca Ainspans	1	3	1	23	L. Drucke	L, L. Drucke	
Date	No.	Team	R	H	E	G Sc	Starters	Decisions	Save
09/26/10	2	South Starrucca Ainspans	2	7	0	78	J. Quinn	W, J. Quinn	None
14:39m	2	Grand Rapids Wolverines	0	4	2	65	F. Beebe	L, F. Beebe	
Date	No.	Team	R	H	E	G Sc	Starters	Decisions	Save
09/25/10	1	South Starrucca Ainspans	5	13	2	65	D. Crandall	W, D. Crandall	None
20:16m	1	Grand Rapids Wolverines	1	9	1	33	G. Bell	L, G. Bell	

Buckeye
BASEBALL CLUB

**McCORKINDALE
DIVISION CHAMPS**

VS

**SEITZ
DIVISION CHAMPS**

**SEMI
FINAL**



The top seeded Turin Mountaineers (102-52) won 7 of 8 games against McCorkindale Division champion Bradenton (89-65) this season.

The teams finished 1-2 in pitching (2.32 for Turin and 2.48 for Bradenton).

Bradenton ranked 2nd in hitting (.259, Turin was 7th at .248) while Turin ranked 2nd in scoring (4.7 RPG, Bradenton was 7th at 4.6). Both teams were ho-hum on defense - Bradenton ranked 5th at .966 while Turin was 8th at .964.

The Mountaineer outscored their opponents 728 to 488

Bradenton outscored their opponents 707 to 515.

One key to the series, however, would be that Cy Young (12-5, 2.01) would miss the entire series due to an injury sustained in London last week.

Sunday September 25

Both teams sent their best to open the series in Turin. Walter Johnson (33-6, 1.58) and Jack Coombs (29-11, 1.53) finished 1-2 in Wins, 4-3 in ERA and 1-4 in strikeouts while tying for 1st place with 8 shutouts apiece.

After a scoreless 1st inning, Turin struck first when Frank LaPorte doubled in the 2nd inning. Ham Hyatt doubled the lead with his 5th inning double, and a double steal in the 6th inning made it 3-0.

Bradenton did score in the 8th when Nap LaJoie bounced into a GDP.

BR 1-6-2 LP-Jack Coombs (0-1)

TU 3-8-0 WP-Walter Johnson (1-0)

Monday September 26

Orval Overall (15-5, 2.78) would try to even things for Bradenton while Eddie Plank (21-9, 2.39) would try to write another chapter in his personal playoff history against the Buckeyes (see 1902 World Series).

After a scoreless 1st inning, Bradenton exploded for 4 runs, aided by a dropped tag at the plate by catcher Larry McLean. Red Murray's 4th inning single gave Turin their 1st run of the day, but a 5th inning E-6 gave it right back to the Buckeyes, 5-1. Harry Lord tripled in the 7th, 5-2, but was left stranded. Deacon Phillippe closed it out to even the series.

BR 5-6-1 WP-Orval Overall (1-0) SV-Deacon Phillippe #1

TU 2-8-4 LP-Eddie Plank (0-1)

Tuesday September 27

The teams spent the day traveling to Shaffer Stadium where the series would resume before sell-out crowds in Bradenton.

Wednesday September 28

Johnson and Coombs were both happy to start on 2 days rest for their 2nd matchup of the series.

After a scoreless 1st inning, Gabby Street delivered a 2-out RBI single to RF to score Rebel Oakes, who had stolen 2nd base.

And that was that!

TU 0-5-0 LP-Walter Johnson (1-1)

BR 1-4-0 WP-Jack Coombs (1-1)

Thursday September 29

Eddie Plank returned on 2 days rest, hoping to improve on his 2nd game appearance. Bradenton turned to Deacon Phillippe (11-10, 3.03).

John Hummel gave Plank a run to work with when he singled in the top of the 1st inning. A 3rd inning wild pitch made it 2-0. Larry McLean singled in the 5th, 3-0. Frank LaPorte circled the bases when his single was misplayed in center field in the 6th inning, 4-0.

Harry Davis singled in the Buckeye 6th to put the hosts in the scoring column, but Turin posted 3 more runs in the 8th inning. A 9th inning RBI single by Jimmy Archer didn't really help the Buckeye cause.

TU 7-14-3 WP-Eddie Plank (1-1)

BR 2- 7-3 LP-Deacon Phillippe (0-1)

Friday September 30

In place of the injured Cy Young, the Mountaineers would turn to lefthanded Ed Karger (11-6, 2.78) in the final game in Bradenton. Orval Overall returned to the mound for the Buckeyes.

Orval squeezed home a Buckeye in the 2nd inning.

Bradenton scored in the 5th inning on an infield single by Harry Davis, and a bases loaded walk to Cy Seymour, 3-0.

Jack Rowan relieved in the 6th inning for Turin. Nap LaJoie doubled - and Larry McLean dropped ANOTHER tag, giving the Buckeyes a 4-0 lead.

Harry Lord's ground out plated a Mountaineer in the 6th inning, but an E-6 gave the run back in the home half. Ray Fisher relieved, only to pour gasoline on the fire, as Bradenton scored 3 more runs.

TU 1- 4-4 LP-Ed Karger (0-1)

BR 8-10-0 WP-Orval Overall (2-0)

Saturday October 1

The teams spent the day traveling back to Turin, setting up a do-or-die situation for the Mountaineers.

Sunday October 2

For the third time it would be Walter Johnson against Jack Coombs.

After a scoreless 1st, Bradenton took the lead on a Bill Collins FC. Ham Hyatt tied the game with his 3rd inning triple but was stranded at the hot corner.

Johnson beamed Collins in the 5th inning, forcing him from the game (5 days).

Bradenton took the lead when Vin Campbell singled in the 6th inning.

In the 7th, Johnson threw away Kid Elberfeld's comebacker for a run producing E-1, 3-1. A ground out by Harry Davis made it 4-1.

In the bottom of the 8th, Turin was running out of time. Fred Luderus doubled home a run - the 5th extra base hit - and the 5th hit of the day - against Coombs.

John Hummel got the first single of the day for Turin, driving in 2 runs to tie the score. Red Murray then doubled to put Turin ahead! A routine fly ball to LF should have ended the inning, but Vin Campbell DROPPED it, 6-4.

Jack Rowan and Bill Burns shutout the Buckeyes in the final two innings to set up the rubber game!

BR 4-6-2 LP-Jack Coombs (1-2)

TU 6-7-1 WP-Walter Johnson (2-1) SV-Bill Burns #1

Monday October 3

Wild Bill Donovan (13-10, 2.08) would face Eddie Plank in the decisive 7th game.

Rebel Oakes opened the scoring with a 1st inning triple. Heinie Zimmerman added a 2-run double to give Bradenton a quick 3-0 lead.

Turin answered with a pair of runs in the home half when Red Murray doubled, 3-2, Zimmerman struck again, singling in the 3rd, 4-2. Gaby Street then chased Plank with an RBI single, 5-2. Ray Fisher relieved to close out the inning.

Ed Karger took the mound in the 4th, but struggled. Harry Davis got an RBI with a FC and Cy Williams singled home 2 Buckeyes, 8-2.

In the top of the 8th, Karger beaned Vin Campbell, ending his season (14 days). Harry Davis singled, 9-2.

Turin had rallied for 5 runs yesterday in the 8th inning, but were scoreless today.

With two outs in the bottom of the 9th, Turin was teased with an E-2 and then an E-3 before Donovan got the final out, ending a truly tremendous Mountaineer season prematurely.

Turin's 102 wins in the regular season were the most in Origins history since Long Island won 103 in 1906, five years ago. This was the 4th highest win total in Origins history (Bradenton won 114 in 1902 and Long Island won 108 in 1904). The absence of Cy Young really hamstrung the Mountaineers.

BR 9-17-3 WP-Wild Bill Donovan (1-0)

TU 2- 5-0 LP-Eddie Plank (1-2)

StatMaster v5.75
 Select Reports Multi Options Window Help

U-TCB911 - TCBA Origins 1910 MLB Semis - Club Batting

2 Teams	AVG	OBP	SLG	G	AB	H	2B	3B	HR	R	R/G	SO	BB	LOB	SB	CS	SBP
Bradenton Buckeyes	.240	.327	.296	7	233	56	9	2	0	30	4.3	29	25	53	10	4	71.4
Turin Mountaineers	.223	.261	.310	7	229	51	14	3	0	21	3.0	31	10	41	11	5	68.8
TCBA Origins 1910 MLB Semis	.232	.296	.303	7	462	107	23	5	0	51	7.3	60	35	94	21	9	70.0

U-TCB911 - TCBA Origins 1910 MLB Semis - Club Pitching

2 Teams	ERA	G	CG	SHO	QS	SV	IP	H	R	ER	HR	SO	BB	HB	WP	BK	OBA
Bradenton Buckeyes	2.07	7	4	1	5	1	61.0	51	21	14	0	31	10	2	2	0	.223
Turin Mountaineers	2.66	7	3	0	3	1	61.0	56	30	18	0	29	25	5	0	0	.240
TCBA Origins 1910 MLB Semis	2.36	7	7	1	8	2	122.0	107	51	32	0	60	35	7	2	0	.232

U-TCB911 - TCBA Origins 1910 MLB Semis - Club Fielding

2 Teams	FLD	G	PO	A	E	DP	TP	PB	OSB	OCS	OSBP	OSBA	DER	UER	UERP
Bradenton Buckeyes	.959	7	183	77	11	3	0	1	11	5	68.8	1.623	.708	7	33.3
Turin Mountaineers	.959	7	183	99	12	7	0	0	10	4	71.4	1.475	.686	12	40.0
TCBA Origins 1910 MLB Semis	.959	7	366	176	23	10	0	1	21	9	70.0	1.549	.697	19	37.3

U-TCB911 - TCBA Origins ...

The 8 players with the highest Batting Average

Rank	Name	Tm	Lg	AVG	PA
1	Seymour, C.	BR	TCBA	.400	24
2	Lajoie, N.	BR	TCBA	.364	31
3	Hummel, J.	TU	TCBA	.308	28
4	Street, G.	BR	TCBA	.300	22
5	Hofman, S.	TU	TCBA	.296	29
6	Murray, R.	TU	TCBA	.292	27
7	LaPorte, F.	TU	TCBA	.280	25
8	Hyatt, H.	TU	TCBA	.261	28

U-TCB911 - TCBA Origins 1...

The 8 players with the highest On Base Plus Slugging

Rank	Name	Tm	Lg	OPS	PA
1	Seymour, C.	BR	TCBA	1.100	24
2	Lajoie, N.	BR	TCBA	1.003	31
3	Hyatt, H.	TU	TCBA	.828	28
4	Murray, R.	TU	TCBA	.787	27
5	Hofman, S.	TU	TCBA	.752	29
6	Street, G.	BR	TCBA	.714	22
7	Lord, B.	TU	TCBA	.685	24
8	LaPorte, F.	TU	TCBA	.680	25

U-TCB911 - TCBA Origins 1910 ...

The 11 players with the most Runs Batted In

Rank	Name	Tm	Lg	RBI	PA
1	Davis, H.	BR	TCBA	6	31
2	Murray, R.	TU	TCBA	4	27
	Hummel, J.	TU	TCBA	4	28
4	Zimmerman, H.	BR	TCBA	3	10
	Oakes, R.	BR	TCBA	3	18
	Lord, B.	TU	TCBA	3	24
	Seymour, C.	BR	TCBA	3	24

4 players tied at 2

U-TCB911 - TCBA Origin...

The 13 players with the most Wins

Rank	Name	Tm	Lg	W	L
1	Overall, O.	BR	TCBA	2	0
	Johnson, W.	TU	TCBA	2	1
3	Donovan, W.	BR	TCBA	1	0
	Coombs, J.	BR	TCBA	1	2
	Plank, E.	TU	TCBA	1	2

8 players tied at 0

U-TCB911 - TCBA Origins 1...

The 6 players with the highest Earned Run Average

Rank	Name	Tm	Lg	ERA	IP
1	Plank, E.	TU	TCBA	3.86	16.1
2	Karger, E.	TU	TCBA	3.38	13.1
3	Coombs, J.	BR	TCBA	3.13	23.0
4	Overall, O.	BR	TCBA	1.69	16.0
5	Johnson, W.	TU	TCBA	1.44	25.0
6	Donovan, W.	BR	TCBA	.00	9.0

U-TCB911 - TCBA Origins ...

The 10 players with the most Runs Scored

Rank	Name	Tm	Lg	R	PA
1	Lajoie, N.	BR	TCBA	6	31
2	Hummel, J.	TU	TCBA	5	28
3	Hofman, S.	TU	TCBA	4	29
	Davis, H.	BR	TCBA	4	31
	Elberfeld, K.	BR	TCBA	4	33

5 players tied at 3

9:52 PM U-TCB911 TCBA Origins 1910 MLB Semis

1911





**McCORKINDALE
DIVISION CHAMPS**

VS

**MAHLEY
DIVISION CHAMPS**

How to say



Ainspan

1 Audio

South

Starrucca



PA

It was an unexpected rematch of the 1910 Origins World Series when South Starrucca (91-64) welcomed Bradenton (89-65) to open the 1911 World Series.

First, South Starrucca had to defeat Hyde Park in a 155th game to even qualify for the playoffs. The Ainspans and Buckeyes were then the #3 and #4 seeds and had to prevail over Grand Rapids (#2) and Turin (#1) in the playoffs. Both of those series lasted the full seven games before the underdogs prevailed.

Interestingly, the last nine games that South Starrucca has played have been won by the VISITING team, so Bradenton brought high hopes with them on the road trip.

The Buckeyes had their ace, Jack Coombs (29-11, 1.53) on the mound to face Jack the Mighty Quinn (12-9, 2.10).

Some technical difficulties reared their heads. Marty was unable to control the cursor so we switched from Microsoft Teams to Zoom. We fumbled around awhile and finally got the game going with Gerry Hobbs and the muted Larry Smith in attendance.

In the top of the first, Bradenton came out swinging, but scored only one run, on a Harry Davis SF.

In the bottom of the first, Coombs beamed leadoff hitter Steve Evans and then beamed #3 hitter Larry Doyle!

In the top of the 4th, Coombs helped himself with a 2-out RBI single, 2-0.

In the top of the 5th, Quinn beamed Kid Elberfeld and was ejected. Doc White (6-5, 2.67) took the mound and probably wasn't quite ready. Davis singled home another run before Cy Seymour lifted a SF to make it 4-0.

In the bottom of the 5th, White beat out a 1-out infield roller for the FIRST Ainspan hit.

In the bottom of the 6th, Beals Becker drew a 1-out walk. Home Run Baker couldn't leave the park, but did double into the gap to knock in the first Ainspan of the series. Red Dooin then beat out an infield bleeder, placing runners on the corners. Baker then scored on Mickey Doolan's SF, 4-2.

Tom Jones, who had such a wonderful series against Grand Rapids, then dropped a double down the LF line. Dooin raced for the plate as Jones attempted to draw the throw to 3rd, but Dooin was late to the plate and tagged out to end the inning, 4-2

Dixie Walker (4-6, 3.84) took the mound for South Starrucca and pitched a perfect inning.

In the bottom of the 8th, Larry Doyle led off with a single to RF. With Beals Becker at the plate, Doyle took off on a hit & run call. Becker lined one towards Right Field - and the ball kept going and going until it CLEARED THE FENCE, a 2-run game-tying home run. It was the first home run allowed this season by Coombs, who pitched 340.1 innings in the regular season, 23 innings in the first round of the playoffs, and 7 innings today!

Now everyone thought they could hit the ball out of the park. Baker flew out to deep right. Dooin flew out to straightaway center and Doolan flew out to deep left to end the inning.

In the 9th, Walker threw another perfect inning for the Ainspans.

In the bottom of the 9th, the Spans were still trying to knock it out of the park. Tom Jones lined out to CF. Josh Devore fanned swinging from his heels. Steve Evans waited for his pitch though, drawing a base on balls. That brought up Jim Delahanty, pinch hitting for Walker.

Everyone knew that Coombs was tired, so Bradenton turned to Deacon Phillippe (11-10, 3.03) to relieve. Maybe the Deacon wasn't quite ready. Three times he fired to first base to keep Evans close. Finally, loosened up, he threw to the plate, inducing a 4-6 force out to end the inning.

Zoom ran out of time at this point (probably all those pickoff attempts by Phillippe). When trying to reset the meeting, Bradenton's computer refused to co-operate. Imagine a long rain delay. Finally, thanks to Alexander Graham Bell, Marty & Bob hooked up by telephone to continue, without a live audience.

In an odd move, Hooks Wiltse replaced Larry Doyle in the lineup, allowing Delahanty to remain in the game for defense at 2nd base, but forcing Wiltse to be the leadoff hitter for Starrucca in the bottom of the 10th. Hooks was ready to pitch, however, striking out Harry Davis (on two "dice" rolls). Rebel Oakes pulled a long foul ball before lining out. Cy Seymour singled and then stole 2nd base, but Woody Wood grounded out to SS-8 Doolan to end the inning.

Wiltse quickly bounced out. Becker, the home run hitter, lined out to CF before Baker fouled out. On to the 11th inning, and Wiltse retired the side, 1-2-3.

In the bottom of the 11th, Red Dooin led off with a single into right center. Doolan sacrificed him into scoring position, but Phillippe fanned Tom Jones. That left Josh Devore at the plate, thanks to an earlier double switch. Devore singled past LaJoie, into right field, and Dooin easily beat the throw to the plate for a 5-4, 11 inning 2-out walk off win for South Starrucca.

The series will resume, hopefully on Microsoft Teams at 10 a.m. Eastern time on Saturday morning. Tickets are still available.

**G
A
M
E
T
W
O**

Woody briefed you on Gm1 that was played last nite.....we picked up the gauntlet again this morning after the teams had a nite of rest after an extra inning nail biter on late Friday.

Here we go!

GAME 2:

“Its not how MANY hits you get, its how you Bunch them together”.

Both teams open up with a single run in the first as they were anxious to get on the board. Bradenton tacks on another in the second. Now 2-1 BR.

The rest of the game can be summed up in two hits:

- Larry Doyle nails a bases loaded, bases clearing double in the 5th.
- Chief Wilson does the same thing in the 7th.

Both tacking 3 runs apiece to the linescore.

Larry Drucke is in control on the mound for the rest of the game, and the Ainspans win this one 7-2 while getting only 5 hits, but also 5 walks.

Team	1	2	3	4	5	6	7	8	9	R	H	E
Bradenton Buckeyes	1	1	0	0	0	0	0	0	0	2	5	1
South Starrucca Ainspans	1	0	0	0	3	0	3	0		7	5	2

Series now 2-0 Starrucca

GAME 3:

“Good things come in three’s; unless you’re talking about celebrity deaths”.

And this applies to last game, too!

Wild Bill Donovan starts on the mound for Bradenton and he is true to his name today. He issues 5 walks in 6 innings, along with giving up 4 runs. His defense did him no favors.

With a 4-0 lead into the 6th inning, Starrucca looked like they were going to roll 7’s thru 9 innings.

But then the upper half of the Buckeye lineup woke up and started getting hits and xbhits like they were batting off of a tee.

3 runs, 1 run, 3 runs in the 6th/7th/8th.....with that last 3 spot pushing them into the lead, and they set down the Ainspans in the 9th for a strong 7-5 win!

Series now 2-1 Starrucca

Team	1	2	3	4	5	6	7	8	9	R	H	E
South Starrucca Ainspans	0	0	3	1	0	0	0	1	0	5	5	1
Bradenton Buckeyes	0	0	0	0	0	3	1	3		7	10	2

GAME 4:

“Jacks are Wild!”

Jack Coombs (Gr19) toes the rubber for Bradenton.

Jack Quinn (Gr11z) will toss for Starrucca.

It's a rematch of Gm1 pitchers, and neither one of them pitched very well in that one. Both are better than they have showed, and this is a crucial game.

Thru 3 complete.....there are double no-hitters going on. They are waiting for the other one to blink.

Top 4.....its that crooked number 3 again, and Starrucca gets it. Big hit was a 2 run double by Tom Jones. Not the 'whats new pussycat guy', but the Starrucca firstbaseman, who during the regular season was a their fulltime #8 hitter. After 465 plate apps in 142 games, he hit the putrifying total of 222/296/253. His total xbase hit line total was: 6-3-0. Even Don Knotts could 'get to secondbase' more than Jonesy.

This is Jones last season with the Spans, I think he's been my firstbaseman for 4 or 5 seasons, so he knows the playoffs will be the last action he ever see's.

I believe he must have been visited by one of Dickens Ghosts, or maybe it was a Fairy God Mother, but somebody must have altered his bat for the post season, cuz he turned his 'bent carrot' into 'Wonderboy'!

In the semi's vs Grand Rapids, he played fulltime and hit: 375/444/417 ! He was the only one to get a hit in every game.

He has picked up where he left off, and thru the first 4 games of THIS series, he has kept that pace and gotten at least one hit a game. That's now 11 playoff games in a row!

Ok, back to the game!

The 3 runs we scored will be all we will need. Jack Quinn again bests Jack Coombs, and Starrucca bunches runners in front of two doubles, to win this one 4-2!

Starrucca goes up 3 games to 1 in the series.

GAME 5:

“Double your pleasure, double your fun!”



Drucke takes the mound for Starrucca, and Overall for the Buckeyes.

To Overall's credit today, he STOPS Tom Jones' hitting streak, stopping him at 11 playoff games in a row.

And to Bradenton's consternation, Nap Lajoie went hitless for the 2nd game in a row. I'm guessing that didn't happen very many times, if at all, during the Regular season.

There wasn't all that much action overall in the game, but there were them doubles, again.

Two were hit, both by Starrucca, and each of them had two runners on base that scored each time. That was the bulk of the scoring.

Drucke went complete for Starrucca and held the Buckeye Bats at Bay.

6-2 was the Final Score with the Ainspans avenging last seasons defeat by Bradenton in the Finals.

Not to bring up that number 3 again.....but hey, Bob, lets do this for the third time NEXT year, and we can break the tie!

Congrats go out to the Buckeyes who had a fine Regular season, battling right down to the wire in their Division, and beating the #1 Rated team in the league in Turin in the Semi's. They came into the Finals a little stressed, pressed and tired. But they fought all the way and made the match another fun one!

And thanks to any and all who 'tuned in' to watch.

Marty

5 Games Played

Date	No.	Team	R	H	E	G Sc	Starters	Decisions	Save
10/10/10	5	South Starrucca Ainspans	6	7	2	71	L. Drucke	W, L. Drucke	None
19:44m	5	Bradenton Buckeyes	2	5	1	62	O. Overall	L, O. Overall	
10/09/10	4	South Starrucca Ainspans	4	6	3	74	J. Quinn	W, J. Quinn	None
14:50m	4	Bradenton Buckeyes	2	4	0	58	J. Coombs	L, J. Coombs	
10/08/10	3	South Starrucca Ainspans	5	5	1	32	D. Crandall	L, D. Crandall	
27:55m	3	Bradenton Buckeyes	7	10	2	53	W. Donovan	W, E. Knetzer	V. Willis
10/06/10	2	Bradenton Buckeyes	2	5	1	54	O. Overall	L, O. Overall	
24:20m	2	South Starrucca Ainspans	7	5	2	66	L. Drucke	W, L. Drucke	None
10/05/10	1	Bradenton Buckeyes	4	9	0	60	J. Coombs	L, D. Phillippe	
50:52m	1	South Starrucca Ainspans	5	8	2	39	J. Quinn	W, H. Wiltse	None

U-TCB911 - TCBA Origins 1910 MLB World Series - Club Batting

2 Teams	AVG	OBP	SLG	G	AB	H	2B	3B	HR	R	R/G	SO	BB	LOB	SB	CS	SBP
Bradenton Buckeyes	.196	.259	.244	5	168	33	6	1	0	17	3.4	16	13	32	7	2	77.8
South Starrucca Ainspans	.194	.299	.294	5	160	31	9	2	1	27	5.4	30	23	31	1	0	100.0
TCBA Origins 1910 MLB World Series	.195	.280	.268	5	328	64	15	3	1	44	8.8	46	36	63	8	2	80.0

U-TCB911 - TCBA Origins 1910 MLB World Series - Club Pitching

2 Teams	ERA	G	CG	SHO	QS	SV	IP	H	R	ER	HR	SO	BB	HB	WP	BK	OBA
South Starrucca Ainspans	2.93	5	2	0	3	0	46.0	33	17	15	0	16	13	2	1	1	.195
Bradenton Buckeyes	3.74	5	1	0	0	1	45.2	31	27	19	1	30	23	2	0	0	.194
TCBA Origins 1910 MLB World Series	3.34	5	3	0	3	1	91.2	64	44	34	1	46	36	4	1	1	.195

U-TCB911 - TCBA Origins 1910 MLB World Series - Club Fielding

2 Teams	FLD	G	PO	A	E	DP	TP	PB	OSB	OCS	OSBP	OSBA	DER	UER	UERP
Bradenton Buckeyes	.980	5	137	59	4	2	0	2	1	0	100.0	.197	.760	8	29.6
South Starrucca Ainspans	.954	5	138	68	10	4	0	1	7	2	77.8	1.370	.741	2	11.8
TCBA Origins 1910 MLB World Series	.966	5	275	127	14	6	0	3	8	2	80.0	.785	.750	10	22.7



**South Starrucca
Ainspans
1911 Origins
Champions**

The background of the slide is a photograph of an ancient Egyptian wall. It features several horizontal registers of hieroglyphs and pictorial reliefs. The top register shows a row of hieroglyphs. Below it, there are registers with various scenes, including what appears to be a seated figure on the left and several standing figures in the center and right. The reliefs are carved into a light-colored stone surface.

TCBA ORIGINS 1902 – 1909
(proposed through 1920)

1900s



- 1902 – Turin Mountaineers**
- 1903 – Cleveland Naps**
- 1904 – Long Island Islanders**
- 1905 – Long Island Islanders**
- 1906 – Long Island Islanders**
- 1907 – Cleveland Naps**
- 1908 – Long Island Islanders**
- 1909 – Mimosa Mirthmakers**



	W	L	PCT	GB	Mg #	STRK	Last 10	Home	Away	1 Run	X-Inn	TCBA DON	TCBA STU	TCBA BILL
TCBA Origins 1902														
Mahley Division														
Boston Beaneaters	100	55	.645	-	X	W 1	7- 3	52-25	48-30	16-19	9- 2	35-20	26-10	19-13
Hyde Park Vitamen	99	56	.639	1.0	-	L 1	8- 2	54-24	45-32	18-20	7- 8	36-19	25-11	20-12
Long Island Islanders	62	92	.403	37.5	-	L 5	2- 8	27-50	35-42	19-19	1- 8	25-29	14-22	11-21
South Starrucca Ainspans	35	119	.227	64.5	-	W 1	3- 7	15-62	20-57	10-18	5-10	13-41	9-27	6-26
McCorkindale Division														
Bradenton Buckeyes	114	40	.740	-	X	W 3	8- 2	61-16	53-24	21-14	9- 6	24-12	43-11	24- 8
Bergen Barflies	67	87	.435	47.0	-	L 3	5- 5	30-47	37-40	18-24	8- 3	18-18	23-31	16-16
Mexicali Mallards	66	88	.429	48.0	-	W 2	6- 4	32-45	34-43	20-18	3-10	17-19	24-30	13-19
Cleveland Naps	47	107	.305	67.0	-	L 2	1- 9	28-49	19-58	19-21	5- 9	11-25	18-36	9-23
Kirwin Division														
Mimosa Mirthmakers	95	59	.617	-	X	W 5	8- 2	47-30	48-29	19-15	3- 5	17-15	23- 9	36-18
Grand Rapids Wolverines	92	62	.597	3.0	-	L 2	6- 4	43-34	49-28	17- 9	4- 1	21-11	21-11	30-24
Newton Buccs	63	91	.409	32.0	-	L 9	1- 9	27-50	36-41	17-18	8- 4	20-12	10-22	20-34
Waukesha Freeman	59	95	.383	36.0	-	W 2	5- 5	31-46	28-49	15-20	5- 9	14-18	12-20	22-32
Seitz Division														
Turin Mountaineers	96	59	.619	-	X	W 1	5- 5	46-31	50-28	24-19	14- 5	20-12	23- 9	23-13
Wilderness Wraiths	95	60	.613	1.0	-	L 2	7- 3	48-30	47-30	24-13	12- 7	20-12	20-12	21-15
Hereford Highlanders	78	76	.506	17.5	-	W 1	5- 5	37-40	41-36	18-22	6- 8	12-20	18-14	22-14
Buffalo Mules	66	88	.429	29.5	-	W 1	3- 7	29-48	37-40	14-20	3- 7	19-13	13-19	15-21

Our initial season was quite a success. Boston and Turin had to win 1-game playoffs against Hyde Park and Wilderness to advance to the playoffs. Turin then defeated Boston in the first round of the playoffs, winning 4 of the first 5 games. Bradenton also defeated Mimosa in five games. In the World Series, Turin overcame a 3-0 deficit in games, and a 6-0 lead in the 4th game to defeat the Buckeyes in seven games.

U-TCB903 - TCBA Origins 1902 MLB - Standings on Sep. 23, 1902

	W	L	PCT	GB	Mg #	STRK	Last 10	Home	Away	1 Run	X-Inn	TCBA DON	TCBA STU	TCBA BILL
TCBA Origins 1902 MLB														
Don Mahley Division														
Hyde Park Vitamen	77	77	.500	-	X	L 2	7- 3	39-38	38-39	16-24	7- 8	30-24	14-18	15-17
South Starrucca Ainspans	74	80	.481	3.0	-	L 4	4- 6	39-38	35-42	18-25	7-11	27-27	12-20	14-18
Boston Beaneaters	68	86	.442	9.0	-	W 2	5- 5	30-47	38-39	18-26	6-10	29-25	12-20	13-19
Long Island Islanders	64	90	.416	13.0	-	W 4	4- 6	27-50	37-40	14-27	1-11	22-32	11-21	16-16
Stu McCorkindale Division														
Cleveland Naps	100	52	.658	-	X	L 3	5- 5	52-24	48-28	30-10	15- 6	19-13	35-17	27- 9
Mexicali Mallards	89	65	.578	12.0	-	L 1	6- 4	49-28	40-37	23-18	8- 6	25- 7	28-26	19-17
Bradenton Buckeyes	72	81	.471	28.5	-	W 3	6- 4	32-45	40-36	22-14	5- 3	17-15	27-26	16-20
Bergen Barflies	67	86	.438	33.5	-	W 1	3- 7	33-43	34-43	18-22	6- 5	18-14	16-37	17-19
Bill Kirwin Division														
Newton Buccs	100	54	.649	-	X	W 4	9- 1	45-32	55-22	31-11	8- 5	20-12	22-14	39-15
Grand Rapids Wolverines	70	84	.455	30.0	-	L 4	2- 8	31-46	39-38	18-20	5- 7	14-18	17-19	25-29
Mimosa Mirthmakers	70	84	.455	30.0	-	W 1	5- 5	36-41	34-43	22-23	6- 9	17-15	14-22	21-33
Waukesha Freeman	68	86	.442	32.0	-	L 1	4- 6	32-45	36-41	19-26	6- 3	19-13	12-24	23-31
Richard Seitz Division														
Turin Mountaineers	91	63	.591	-	X	L 3	4- 6	46-31	45-32	18-14	5- 3	20-16	18-14	21-11
Hereford Highlanders	78	76	.506	13.0	-	W 3	7- 3	34-43	44-33	22-27	9- 4	19-17	15-17	13-19
Wilderness Wraiths	75	79	.487	16.0	-	W 2	5- 5	37-40	38-39	21-24	8- 8	18-18	15-17	16-16
Buffalo Mules	67	87	.435	24.0	-	L 2	4- 6	31-46	36-41	27-26	8-11	19-17	16-16	13-19

Defending champion Turin was the only team to return to the playoffs. 100-game winner Cleveland defeated .500 Hyde Park in 5 games in the first round. Turin returned to the World Series, defeating 100-game winning Newton in six games, but lost to new champion Cleveland in a five game final showdown.

	W	L	PCT	GB	Mg #	STRK	Last 10	Home	Away	1 Run	X-Inn	TCBA DON	TCBA STU	TCBA BILL
TCBA Origins 1903 MLB														
Mahley Division														
Long Island Islanders	108	44	.711	-	X	W 2	8- 2	55-22	53-22	27-19	13- 5	39-13	21-11	29- 7
South Starrucca Ainspans	94	59	.614	14.5	-	L 2	5- 5	47-29	47-30	23-16	6- 7	30-23	21-11	22-14
Hyde Park Vitamen	75	78	.490	33.5	-	L 1	4- 6	40-36	35-42	29-21	5- 7	23-30	18-14	14-22
Boston Beaneaters	51	103	.331	58.0	-	W 1	4- 6	23-54	28-49	16-19	5- 6	14-40	13-19	12-24
McCorkindale Division														
Mexicali Mallards	95	59	.617	-	X	W 1	6- 4	52-25	43-34	28-21	7- 5	16-16	38-16	17-15
Cleveland Naps	86	68	.558	9.0	-	L 1	8- 2	42-35	44-33	22-16	6- 1	15-17	28-26	23- 9
Bradenton Buckeyes	73	81	.474	22.0	-	W 1	3- 7	38-39	35-42	18-23	4- 5	15-17	26-28	17-15
Bergen Barflies	56	98	.364	39.0	-	L 1	3- 7	27-50	29-48	16-27	5- 8	9-23	16-38	15-17
Kirwin Division														
Newton Buccs	91	63	.591	-	X	L 4	5- 5	45-32	46-31	20-24	10-10	20-16	18-14	34-20
Mimosa Mirthmakers	81	73	.526	10.0	-	W 4	6- 4	42-35	39-38	22-19	6- 8	19-17	14-18	31-23
Grand Rapids Wolverines	67	87	.435	24.0	-	L 1	4- 6	36-41	31-46	19-19	4- 8	14-22	13-19	23-31
Waukesha Freeman	59	95	.383	32.0	-	W 1	5- 5	31-46	28-49	17-33	10-10	14-22	11-21	20-34
Seitz Division														
Hereford Highlanders	84	70	.545	-	X	W 1	6- 4	46-31	38-39	23-17	4- 5	16-16	20-16	20-12
Turin Mountaineers	82	72	.532	2.0	-	W 4	6- 4	44-33	38-39	21-20	11- 8	20-12	16-20	14-18
Wilderness Wraiths	74	80	.481	10.0	-	L 1	6- 4	42-35	32-45	23-22	7- 5	12-20	20-16	17-15
Buffalo Mules	54	100	.351	30.0	-	L 4	2- 8	27-50	27-50	17-25	4- 9	8-24	13-23	10-22

Newton was our only returning playoff contestant, joined by 108-game winning Long Island, Mexicali and Hereford. The Islanders defeated the Highlanders in six games, and the Mallards defeated the Buccs in six games, winning the final, 1-0, in the 10th inning. Long Island prevailed in the World Series, with a walk-off win in the 13th inning of the sixth game.

	W	L	PCT	GB	Mg #	STRK	Last 10	Home	Away	1 Run	X-Inn	TCBA DON	TCBA STU	TCBA BILL
TCBA Origins														
Mahley Division														
Long Island Islanders	101	53	.656	-	X	W 5	7- 3	55-22	46-31	29-27	11- 6	38-16	16-16	23-13
South Starrucca Ainspans	91	63	.591	10.0	-	L 1	5- 5	47-30	44-33	26-19	6- 9	31-23	14-18	24-12
Boston Beaneaters	74	80	.481	27.0	-	W 1	7- 3	39-38	35-42	22-28	8- 8	20-34	10-22	27- 9
Hyde Park Vitamen	64	90	.416	37.0	-	L 7	1- 9	31-46	33-44	21-26	8-10	19-35	8-24	23-13
McCorkindale Division														
Bradenton Buckeyes	97	57	.630	-	X	L 2	6- 4	42-35	55-22	28-15	10- 6	20-12	28-26	23- 9
Bergen Barflies	91	62	.595	5.5	-	W 1	8- 2	45-31	46-31	22-26	7-10	18-14	30-24	23- 8
Mexicali Mallards	89	64	.582	7.5	-	L 1	3- 7	46-30	43-34	33-30	14- 7	22-10	26-28	19-12
Cleveland Naps	84	70	.545	13.0	-	W 2	3- 7	39-38	45-32	24-23	13-10	20-12	24-30	18-14
Kirwin Division														
Newton Buccs	88	65	.575	-	X	W 1	7- 3	45-32	43-33	24-20	8- 7	18-18	14-17	32-22
Waukesha Freeman	74	80	.481	14.5	-	W 2	5- 5	37-40	37-40	27-21	11- 7	12-24	11-21	29-25
Grand Rapids Wolverines	58	96	.377	30.5	-	L 1	4- 6	31-46	27-50	18-26	6-10	9-27	8-24	26-28
Mimosa Mirthmakers	52	101	.340	36.0	-	L 2	4- 6	26-51	26-50	15-21	5- 7	8-28	10-21	21-33
Seitz Division														
Turin Mountaineers	88	66	.571	-	X	L 2	4- 6	47-30	41-36	28-18	7- 8	19-13	15-21	15-17
Wilderness Wraiths	78	76	.506	10.0	-	W 2	8- 2	47-30	31-46	25-26	8-10	13-19	17-19	17-15
Hereford Highlanders	66	88	.429	22.0	-	W 6	7- 3	30-47	36-41	18-25	7- 9	12-20	15-21	11-21
Buffalo Mules	35	119	.227	53.0	-	L 6	1- 9	15-62	20-57	15-24	4- 9	7-25	7-29	11-21

Defending champion Long Island and Newton returned to the playoffs, joined by Bradenton and Turin. Bradenton avenged their 1902 World Series loss by defeating Turin in 5 games while Long Island triumphed over Newton in 6 games. The Islanders repeated as Champions with six-game win in the World Series.

	W	L	PCT	GB	Mg #	STRK	Last 10	Home	Away	1 Run	X-Inn	TCBA DON	TCBA STU	TCBA BILL
TCBA Origins 1905 MLB														
Mahley Division														
Long Island Islanders	103	51	.669	-	X	L 1	6- 4	49-28	54-23	26-20	7- 5	33-21	21-11	22-10
South Starrucca Ainspans	79	75	.513	24.0	-	W 1	3- 7	42-35	37-40	33-24	11- 6	32-22	19-13	15-17
Hyde Park Vitamen	74	80	.481	29.0	-	W 1	5- 5	40-37	34-43	17-24	4- 6	18-36	18-14	16-16
Boston Beaneaters	72	81	.471	30.5	-	L 1	6- 4	40-37	32-44	29-23	8-10	25-29	17-15	17-14
McCorkindale Division														
Bergen Barflies	93	59	.612	-	X	L 1	7- 3	54-22	39-37	25-23	7- 5	17-15	37-15	21-15
Bradenton Buckeyes	71	83	.461	23.0	-	L 1	5- 5	40-37	31-46	23-34	7- 5	12-20	24-30	19-17
Mexicali Mallards	60	92	.395	33.0	-	L 1	5- 5	33-43	27-49	24-18	4- 8	12-20	24-29	15-21
Cleveland Naps	56	97	.366	37.5	-	W 1	3- 7	29-48	27-49	18-22	7- 6	12-20	21-32	13-23
Kirwin Division														
Waukesha Freeman	93	61	.604	-	X	W 1	3- 7	47-30	46-31	26-21	9- 8	17-15	19-17	35-19
Pittsburgh Rebels	83	71	.539	10.0	-	L 1	7- 3	47-30	36-41	26-37	4-16	16-16	24-12	30-24
Mimosa Mirthmakers	77	76	.503	15.5	-	L 1	7- 3	39-37	38-39	25-22	5- 4	13-18	20-16	28-26
Grand Rapids Wolverines	53	101	.344	40.0	-	W 1	3- 7	28-49	25-52	17-30	9- 8	11-21	13-23	15-39
Seitz Division														
Hereford Highlanders	85	69	.552	-	X	W 3	8- 2	40-37	45-32	26-23	10- 4	21-15	21-11	15-17
Buffalo Mules	84	70	.545	1.0	-	L 2	5- 5	40-37	44-33	17-22	8- 8	19-17	15-17	18-14
Turin Mountaineers	78	75	.510	6.5	-	W 2	6- 4	38-38	40-37	31-18	8- 7	14-22	17-14	16-16
Wilderness Wraiths	67	87	.435	18.0	-	L 2	2- 8	32-45	35-42	21-23	6- 8	15-21	21-11	14-18

Two-time defending champion Long Island was the only returning playoff team. Hereford needed to win a rainout makeup game to qualify and were joined by Bergen and Waukesha. The Islanders eliminated Hereford in five games while Waukesha triumphed over Bergen in six games. Long Island won their third consecutive championship by defeating Waukesha in the World Series. Down 3 games to 1, the Freeman forced a 7th game, only to be shutout by a 4-0 count.

	W	L	PCT	GB	Mg #	STRK	Last 10	Home	Away	1 Run	X-Inn	TCBA DON	TCBA STU	TCBA BILL
TCBA Origins 1906 MLB														
Don Mahley Division														
Long Island Islanders	99	55	.643	-	X	W 5	8- 2	51-26	48-29	32-18	8- 7	35-19	18-14	18-14
Hyde Park Vitamen	96	58	.623	3.0	-	W 2	4- 6	51-26	45-32	34-24	15-11	30-24	21-11	21-11
Boston Beaneaters	95	58	.621	3.5	-	L 2	7- 3	49-28	46-30	26-22	8- 8	33-21	16-16	26- 5
South Starrucca Ainspans	51	103	.331	48.0	-	L 6	1- 9	24-53	27-50	19-29	7- 8	10-44	13-19	16-16
Stu McCorkindale Division														
Cleveland Naps	99	55	.643	-	X	W 2	5- 5	50-27	49-28	30-12	12- 8	22-10	30-24	23-13
Bergen Barflies	97	57	.630	2.0	-	W 2	6- 4	50-27	47-30	27-14	11- 4	16-16	34-20	22-14
Mexicali Mallards	75	79	.487	24.0	-	L 2	6- 4	38-39	37-40	24-25	13-10	12-20	25-29	21-15
Bradenton Buckeyes	58	95	.379	40.5	-	L 2	3- 7	28-49	30-46	15-21	7-10	10-22	19-35	14-21
Bill Kirwin Division														
Mimosa Mirthmakers	93	58	.616	-	X	L 1	3- 7	48-26	45-32	27-21	9- 4	17-14	21-14	36-17
Waukesha Freeman	85	69	.552	9.5	-	W 1	7- 3	49-28	36-41	17-22	5- 6	14-18	23-13	34-20
Grand Rapids Wolverines	46	107	.301	48.0	-	L 1	6- 4	22-55	24-52	12-27	2-10	11-21	9-27	19-34
Pittsburgh Rebels	44	110	.286	50.5	-	W 1	3- 7	24-53	20-57	13-30	3-14	4-28	10-26	18-36
Richard Seitz Division														
Buffalo Mules	89	65	.578	-	X	W 7	8- 2	50-27	39-38	18-20	9- 6	20-16	17-15	24- 8
Hereford Highlanders	87	67	.565	2.0	-	W 5	8- 2	45-32	42-35	20-26	8- 9	15-21	17-15	22-10
Wilderness Wraiths	72	82	.468	17.0	-	L 5	2- 8	35-42	37-40	26-21	11- 9	19-17	6-26	18-14
Turin Mountaineers	43	111	.279	46.0	-	L 7	2- 8	20-57	23-54	14-22	6-10	6-30	7-25	12-20

Three-time defending champion Long Island was the only returning playoff team, joined by Cleveland, Mimosa and Buffalo. The Islanders defeated Mimosa in 5 games. Cleveland won the Lake Erie semi-final by defeating Buffalo in 5 games. Long Island held a 3-games to 2 lead in the World Series, but Cleveland won game six, 4-1 at home, setting up the 7th game, which would go 10 innings before the Naps prevailed, 2-1, breaking the Islander streak of championships.

	W	L	PCT	GB	Mg #	STRK	Last 10	Home	Away	1 Run	X-Inn	TCBA DON	TCBA STU	TCBA BILL	TCBA RICH
TCBA Origins 1907 MLB															
Don Mahley Division															
Long Island Islanders	92	62	.597	-	X	L 1	5- 5	47-30	45-32	25-27	11- 6	33-21	23-13	17-15	19-13
Hyde Park Vitamen	82	72	.532	10.0	-	W 1	3- 7	36-41	46-31	29-19	7- 7	30-24	17-19	13-19	22-10
Western Marvels	59	95	.383	33.0	-	W 4	6- 4	27-50	32-45	23-28	8- 9	21-33	17-19	10-22	11-21
South Starrucca Ainspans	58	96	.377	34.0	-	L 4	6- 4	25-52	33-44	24-21	10- 5	24-30	11-25	12-20	11-21
Stu McCorkindale Division															
Cleveland Naps	90	63	.588	-	X	L 1	9- 1	41-35	49-28	27-21	8- 8	20-16	39-14	12-20	19-13
Bradenton Buckeyes	88	66	.571	2.5	-	W 4	4- 6	37-40	51-26	22-20	12- 9	21-15	29-25	21-11	17-15
Bergen Barflies	79	74	.516	11.0	-	L 4	4- 6	43-34	36-40	24-22	8- 9	17-19	23-30	16-16	23- 9
Mexicali Mallards	64	90	.416	26.5	-	W 1	3- 7	33-44	31-46	25-27	13-15	18-18	16-38	12-20	18-14
Bill Kirwin Division															
Mimosa Mirthmakers	97	57	.630	-	X	W 6	7- 3	50-27	47-30	26-25	9- 8	23- 9	19-13	32-22	23-13
Waukesha Freeman	96	58	.623	1.0	-	W 4	7- 3	52-25	44-33	23-19	7- 5	23- 9	19-13	30-24	24-12
Grand Rapids Wolverines	94	60	.610	3.0	-	L 4	4- 6	49-28	45-32	25-18	6- 3	18-14	21-11	31-23	24-12
Pittsburgh Rebels	50	104	.325	47.0	-	L 5	2- 8	23-54	27-50	18-25	6-15	12-20	8-24	15-39	15-21
Richard Seitz Division															
Buffalo Mules	83	71	.539	-	X	W 5	8- 2	42-35	41-36	25-19	7- 9	19-13	15-17	14-22	35-19
Hereford Highlanders	81	73	.526	2.0	-	W 3	6- 4	47-30	34-43	23-20	6- 3	17-15	17-15	18-18	29-25
Turin Mountaineers	78	76	.506	5.0	-	L 3	6- 4	43-34	35-42	26-29	8- 4	15-17	13-19	18-18	32-22
London Tecumsehs	40	114	.260	43.0	-	L 10	0-10	23-54	17-60	18-43	1-12	14-18	6-26	8-28	12-42

All four Division champs returned from last year, but it was Long Island that prevailed, winning their FOURTH championship.

	W	L	PCT	GB	Mg #	STRK	Last 10	Home	Away	1 Run	X-Inn	TCBA DON	TCBA STU	TCBA BILL	TCBA RICH
TCBA Origins 1908 MLB															
Don Mahley Division															
South Starrucca Ainspans	98	56	.636	-	X	L 2	5-5	54-23	44-33	38-24	12-11	36-18	21-11	17-15	24-12
Cleveland Spiders	85	69	.552	13.0	-	W 2	6-4	52-25	33-44	40-20	17-8	35-19	16-16	17-15	17-19
Hyde Park Vitamen	49	105	.318	49.0	-	L 2	6-4	24-53	25-52	19-29	6-7	21-33	6-26	7-25	15-21
Long Island Islanders	37	117	.240	61.0	-	W 2	3-7	20-57	17-60	11-29	5-9	16-38	9-23	3-29	9-27
Stu McCorkindale Division															
Bergen Barflies	88	66	.571	-	X	W 1	6-4	48-29	40-37	33-24	14-6	25-7	27-27	17-19	19-13
Cleveland Naps	87	67	.565	1.0	-	L 2	6-4	43-34	44-33	24-24	7-8	16-16	34-20	17-19	20-12
Bradenton Buckeyes	83	71	.539	5.0	-	W 2	4-6	45-32	38-39	30-31	7-15	18-14	27-27	18-18	20-12
Mexicali Mallards	69	85	.448	19.0	-	L 1	4-6	34-43	35-42	27-28	6-4	17-15	20-34	14-22	18-14
Bill Kirwin Division															
Mimosa Mirthmakers	96	58	.623	-	X	W 1	5-5	53-24	43-34	33-25	5-7	25-7	20-16	30-24	21-11
Grand Rapids Wolverines	92	62	.597	4.0	-	W 2	6-4	50-27	42-35	31-26	11-8	20-12	19-17	29-25	24-8
Waukesha Freeman	85	69	.552	11.0	-	L 1	5-5	50-27	35-42	22-23	10-10	18-14	19-17	30-24	18-14
Pittsburgh Rebels	79	75	.513	17.0	-	L 2	4-6	40-37	39-38	27-28	6-10	21-11	20-16	19-35	19-13
Richard Seitz Division															
Buffalo Mules	86	68	.558	-	X	W 1	5-5	45-32	41-36	34-30	10-10	25-11	17-15	11-21	33-21
Turin Mountaineers	79	75	.513	7.0	-	L 1	5-5	42-35	37-40	23-36	12-12	22-14	15-17	14-18	28-26
London Tecumsehs	66	88	.429	20.0	-	L 1	4-6	33-44	33-44	31-30	13-7	16-20	12-20	13-19	25-29
Hereford Highlanders	53	101	.344	33.0	-	W 1	6-4	26-51	27-50	16-32	5-14	16-20	7-25	8-24	22-32

Mimosa and Buffalo repeated as Division Champions and used that experience to advance to the World Series. The Mules defeated South Starrucca in 5 games while the Mirthmakers swept Bergen in 4 straight.


11

9

11

10

8





- 1910 – Bradenton Buckeyes**
- 1911 – South Starrucca Ainspans**
- 1912 –**
- 1913 –**
- 1914 –**
- 1915-**
- 1916 –**
- 1917 –**
- 1918 –**
- 1919 –**

	W	L	PCT	GB	Mg #	STRK	Last 10	Home	Away	1 Run	X-Inn	TCBA DON	TCBA STU	TCBA BILL	TCBA RICH
TCBA Origins 1909 MLB															
Don Mahley Division															
South Starrucca Ainspans	92	61	.601	-	X	L 1	6- 4	45-31	47-30	22-14	8- 4	32-22	18-14	24-12	18-13
Hyde Park Vitamen	87	67	.565	5.5	-	W 1	6- 4	39-38	48-29	17-22	5-11	32-22	22-10	18-18	15-17
Cleveland Spiders	83	71	.539	9.5	-	W 1	6- 4	43-34	40-37	24-23	7- 9	33-21	16-16	19-17	15-17
Long Island Islanders	31	123	.201	61.5	-	L 1	2- 8	14-63	17-60	12-25	3-11	11-43	10-22	5-31	5-27
Stu McCorkindale Division															
Bradenton Buckeyes	97	57	.630	-	X	W 2	5- 5	48-29	49-28	37-17	9- 4	20-12	32-22	19-13	26-10
Cleveland Naps	84	70	.545	13.0	-	L 2	4- 6	44-33	40-37	25-25	10-11	19-13	29-25	15-17	21-15
Bergen Barflies	65	89	.422	32.0	-	W 1	5- 5	28-49	37-40	17-31	8-11	13-19	22-32	12-20	18-18
Mexicali Mallards	63	91	.409	34.0	-	L 1	6- 4	31-46	32-45	26-28	7-15	10-22	25-29	13-19	15-21
Bill Kirwin Division															
Pittsburgh Rebels	93	61	.604	-	X	L 1	4- 6	48-29	45-32	29-26	11-10	22-14	18-14	29-25	24- 8
Mimosa Mirthmakers	81	73	.526	12.0	-	L 3	4- 6	42-35	39-38	23-23	9- 3	16-20	20-12	25-29	20-12
Waukesha Freeman	75	79	.487	18.0	-	W 3	9- 1	36-41	39-38	23-28	9- 7	21-15	15-17	30-24	9-23
Grand Rapids Wolverines	72	82	.468	21.0	-	W 1	3- 7	35-42	37-40	25-27	4- 5	19-17	16-16	24-30	13-19
Richard Seitz Division															
London Tecumsehs	99	55	.643	-	X	W 2	6- 4	50-27	49-28	26-15	12- 4	22-10	21-15	21-11	35-19
Turin Mountaineers	84	69	.549	14.5	-	L 2	7- 3	47-30	37-39	16-19	8- 4	21-10	18-18	17-15	28-26
Buffalo Mules	75	79	.487	24.0	-	L 2	4- 6	34-43	41-36	18-15	7- 5	16-16	12-24	16-16	31-23
Hereford Highlanders	50	104	.325	49.0	-	W 2	3- 7	23-54	27-50	22-24	6- 9	15-17	13-23	8-24	14-40

South Starrucca was the only repeating Division champion and was seeded 4th, meeting London in the first round

Bradenton hosted Pittsburgh in the other semi-final match up.

Both semi-finals went seven games, sending the ‘Spans and Bucks to the World Series.

	W	L	PCT	GB	Mg #	STRK	Last 10	Home	Away	1 Run	X-Inn
TCBA Origins 1910 MLB											
Don Mahley Division											
South Starrucca Ainspans	91	64	.587	-	X	W 1	7- 3	47-30	44-34	17-28	4- 4
Hyde Park Vitamen	90	65	.581	1.0	-	L 1	7- 3	44-34	46-31	21-16	6- 8
Cleveland Spiders	79	75	.513	11.5	-	W 1	3- 7	42-35	37-40	22-25	8-12
Long Island Islanders	44	110	.286	46.5	-	L 5	3- 7	24-53	20-57	17-28	5-12
Stu McCorkindale Division											
Bradenton Buckeyes	89	65	.578	-	X	W 2	7- 3	46-31	43-34	25-22	8- 6
Mexicali Mallards	85	69	.552	4.0	-	L 1	5- 5	43-34	42-35	26-15	9- 4
Cleveland Naps	75	79	.487	14.0	-	W 1	5- 5	41-36	34-43	23-18	7- 7
Bergen Barflies	40	114	.260	49.0	-	L 2	3- 7	18-59	22-55	9-23	2-10
Bill Kirwin Division											
Grand Rapids Wolverines	91	63	.591	-	X	W 1	5- 5	50-27	41-36	26-18	8- 5
Pittsburgh Rebels	89	65	.578	2.0	-	L 1	6- 4	45-32	44-33	22-16	8- 4
Waukesha Freeman	89	65	.578	2.0	-	L 1	8- 2	46-31	43-34	24-21	13- 5
Mimosa Mirthmakers	48	106	.312	43.0	-	W 1	1- 9	22-55	26-51	9-23	1- 6
Richard Seitz Division											
Turin Mountaineers	102	52	.662	-	X	L 1	5- 5	57-20	45-32	27-22	14- 8
Buffalo Mules	91	63	.591	11.0	-	W 1	5- 5	47-30	44-33	28-19	10- 9
London Tecumsehs	70	84	.455	32.0	-	L 1	6- 4	38-39	32-45	25-28	7- 8
Hereford Highlanders	60	94	.390	42.0	-	W 1	4- 6	31-46	29-48	30-29	7- 9


South Starrucca won their 3rd straight division title, needing a 155th game to edge Hyde Park and was the #3 seed. Defending champion Bradenton was the #4 seed. Grand Rapids won their first Kirwin Division title for the #2 seed. Turin turned in the 4th best ever Origins Won-Loss record for the top seed. In the end, it was a rematch of SO-BR in the World Series after a pair of 7-game semi-finals.



**TCBA GOLD
1921-1943**

The Roaring

TWENTIES





1921 – Long Island Islanders
1922 – Bergen Barflies
1923 – Siouxland Explorers
1924 – Bergen Barflies
1925 – Mimosa Mirthmakers
1926 – Fortney Gators
1927 – Bergen Barflies
1928 – Bergen Barflies
1929 – Long Island Islanders

MARSHALL ISLANDS

1930 ▶ DECADE OF THE GREAT DEPRESSION • 1939

THE 20TH CENTURY

60



ECONOMIC DEPRESSION ENGULFS THE WORLD

1930s



1930 – Kilkenny Gaelics

1931 – Long Island Islanders

1932 – South Starrucca Ainspans

1933 – Portsmouth Pubdwellers

1934 – Hyde Park VitaMen

1935 – Mimosa Mirthmakers

1936 – Fortney Gators

1937 - South Starrucca Ainspans

1938 – Kilkenny Gaelics

1939 – South Starrucca Ainspans

1040s

An aerial, black and white photograph of a baseball field during a game. The field is diamond-shaped with a pitcher's mound in the center. Several players are visible on the field, including one in the pitcher's circle and others on the bases and in the outfield. The stands are filled with spectators. In the background, there are several large signs or advertisements on the outfield fence. The text is overlaid on the right side of the image.

1940 – Chesapeake Regnads
1941 – Bergen Barflies
1942 – Sacramento Solons
1943 – South Starrucca Ainspans



1944-1974


T C B A

YESTERDAY

“The best thing about baseball today is its yesterdays.” Lawrence Ritter


1940s





1944 – Long Island Islanders
1945 – Mexicali Mallards
1946 – Sacramento Solons
1947 – Mimosa Mirthmakers
1948 – Bradenton Buckeyes
1949 – Bradenton Buckeyes

THE FABULOUS FIFTIES





1950 – South Starrucca Ainspans
1951 – Mimosa Mirthmakers
1952 – Fortney Gators
1953 – Fortney Gators
1954 – South Starrucca Ainspans

1955 – Norfolk Pilots
1956 – Hyde Park VitaMen
1957 – Hyde Park VitaMen
1958 – Hyde Park VitaMen
1959 – Bradenton Buckeyes





- 1960 – Bradenton Buckeyes**
- 1961 – Wilderness Wraiths**
- 1962 – South Starrucca Ainspans**
- 1963 – South Starrucca Ainspans**
- 1964 – Mimosa Mirthmakers**
- 1965 – Bergen Barflies**
- 1966 – South Starrucca Ainspans**
- 1967 – South Starrucca Ainspans**
- 1968 – Long Island Islanders**
- 1969 – Cleveland Spiders**

ZOO

An aerial photograph of a baseball stadium, showing the green field, brown dirt base paths, and the surrounding seating areas. The stadium is filled with spectators. In the background, there are several tall stadium lights. Overlaid on the center of the field is a list of teams and their years.

1970 – Fortney Gators
1971 – Newmarket Eh's
1972 – Hyde Park VitaMen
1973 – Long Island Islanders
1974 – Norfolk Pilots

TCBA



1975 - 2021





1975 – Harbor Beach Combers
1976 – Hyde Park Vitamen
1977 – Shiloh Spurs
1978 – Greylock Gators
1979 – Rockford Patriots

TIME

8

0

S




1980 – Norfolk Pilots **1985 – Long Island Islanders**
1981 – Winnebago Indians **1986 – Meadowlands Spartans**
1982 – Winnebago Indians **1987 – Long Island Islanders**
1983 – Long Island Islanders **1988 – Scranton Spanish Flies**
1984 – Mimosa Mirthmakers **1989 – Beacon Braves**

1990s



1990 – Scranton Spanish Flies	1995 – Horseshoe Bay Polos
1991 – Scranton Spanish Flies	1996 – Bethesda Bambinos
1992 – Bethesda Bambinos	1997 – Rapidan Rapids
1993 – Scranton Spanish Flies	1998 – Newark Eagles
1994 – Scranton Spanish Flies	1999 – Newark Eagles



20000's



2000 – Long Island Islanders	2005 – Pennsylvania Keystones
2001 – Farmington Rats	2006 – Farmington Rats
2002 – Scranton Spanish Flies	2007 – Long Island Islanders
2003 – Horseshoe Bay Polos	2008 – Horseshoe Bay Polos
2004 – Newark Eagles	2009 – Silver Spring Senators



the
2010s

DECADE IN REVIEW



2010 – Scranton Spanish Flies **2015- Scranton Spanish Flies**
2011 – Fargo Fungoes **2016 – Rochester Cheetahs**
2012 – Bethesda Bambinos **2017 – Beacon Braves**
2013 – Bethesda Bambinos **2018 – Bethesda Bambinos**
2014 – Newark Eagles **2019 – Long Island Islanders**

THE

2020

S

2020-Newark Eagles
2021-Eastport Athletics
2022-Scranton Spanish Flies



MEET THE


MANAGERS

MAHLEY DIVISION

a tribute to

DON MAHLEY

June 16, 1942 - March 1, 2014






Bob Braun
Hyde Park
Vitamen

Marty
Fiehl
South
Starrucca
Ainspans



Jim McEnaney, Long Island Islanders





Craig Shifflett, Cleveland Spiders



LJ Honeycutt, Western Marvels



**McCORKINDALE
DIVISION**

Bradenton Buckeyes
Bob Wood



Cleveland Naps
Gerry Hobbs





Mexicali Mallards
Al Keefer



Bergen Barflies
Tom Meade

THE
Legend
HAS RETIRED




David Norlander joins the TCBA after purchasing the Mexicali Mallards, relocating the club to Riverrun, where they will be called the Twins, led by player manager Neil Peart.



KIRWIN DIVISION



Larry Smith, Mimosa Mirthmakers



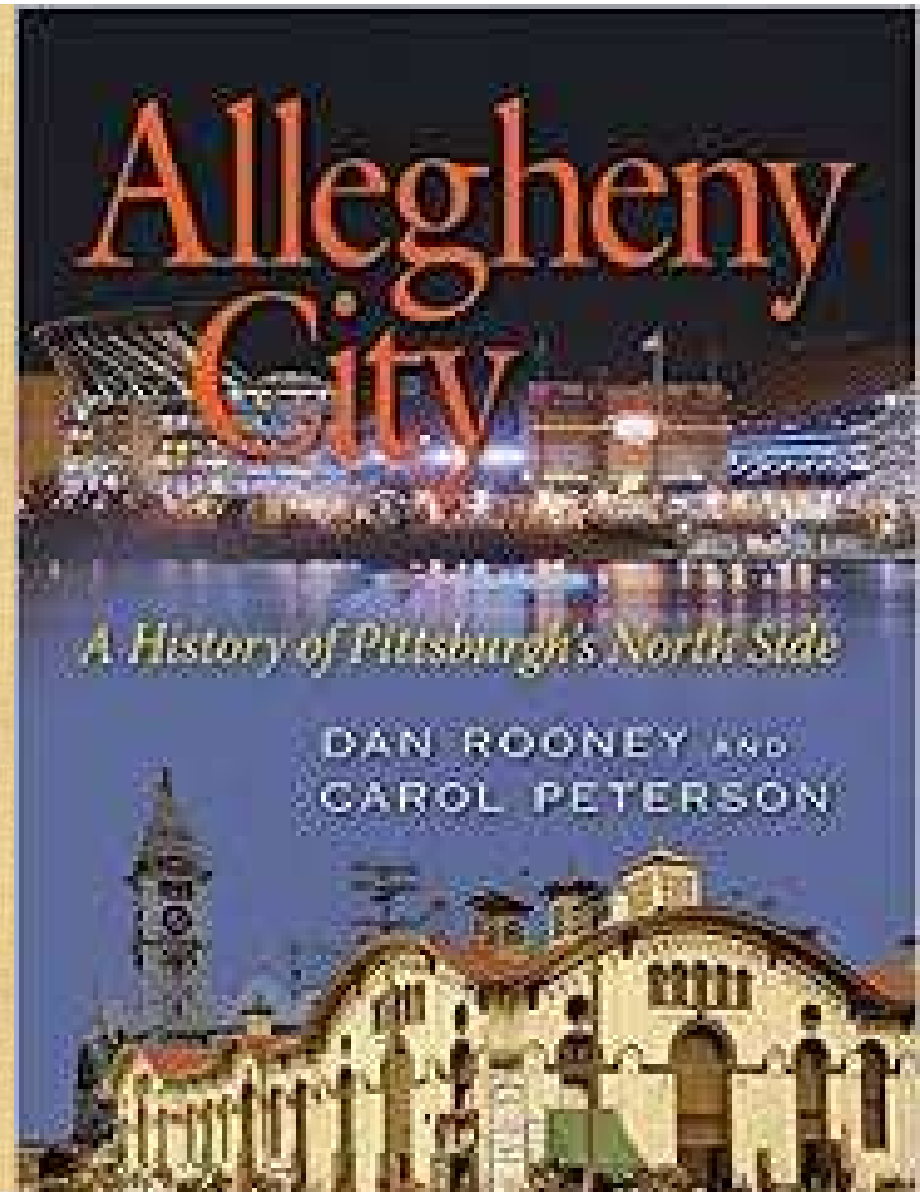


Ken Sajdak
Waukesha Freeman

Jeff Sajdak
Siouxland Explorers



Joe Elinich
Pittsburgh
Alleghenies





**SEITZ
DIVISION**




Steve Lyon
Hereford Highlanders



Ed Hebscher
London Tecumsehs



**Turin Mountaineers
J.R. Richardson**



**Aaron Anderson
Buffalo Mules**



The End