

fielding

The 15 players with the highest Fielding Average at Second Base

Rank	Name	Tm	Lg	FLD	INN
1	Lajoie, N.	BR	TCBA	.983	1367.1
2	Shean, D.	HP	TCBA	.980	1321.2
3	Collins, E.	CL	TCBA	.977	1337.0
4	Egan, D.	MI	TCBA	.977	1149.0
5	Knabe, O.	GW	TCBA	.975	1258.2
6	Huggins, M.	WA	TCBA	.973	1323.1
7	Hummel, J.	TU	TCBA	.971	1359.2
8	Gardner, L.	BE	TCBA	.967	893.1
9	Miller, D.	CS	TCBA	.962	1270.1
10	Evers, J.	HH	TCBA	.958	955.0
11	Hebscher, E.	LT	TCBA	.949	728.0
12	Truesdale, F.	PR	TCBA	.941	1221.2
13	McEneaney, J.	LI	TCBA	.933	695.1
14	Doyle, L.	SO	TCBA	.923	842.1
15	Keefer, A.	ME	TCBA	.921	1146.1

The 15 players with the highest Range at Second Base

Rank	Name	Tm	Lg	RNG	INN
1	Egan, D.	MI	TCBA	6.03	1149.0
2	Gardner, L.	BE	TCBA	5.86	893.1
3	McEneaney, J.	LI	TCBA	5.57	695.1
4	Huggins, M.	WA	TCBA	5.49	1323.1
5	Miller, D.	CS	TCBA	5.32	1270.1
6	Shean, D.	HP	TCBA	5.26	1321.2
7	Knabe, O.	GW	TCBA	5.26	1258.2
8	Collins, E.	CL	TCBA	5.25	1337.0
9	Hebscher, E.	LT	TCBA	5.24	728.0
10	Evers, J.	HH	TCBA	5.20	955.0
11	Hummel, J.	TU	TCBA	5.18	1359.2
12	Truesdale, F.	PR	TCBA	5.02	1221.2
13	Doyle, L.	SO	TCBA	4.85	842.1
14	Keefer, A.	ME	TCBA	4.59	1146.1
15	Lajoie, N.	BR	TCBA	4.56	1367.1

The 31 players with the most Double Plays at Second Base

Rank	Name	Tm	Lg	DP	INN
1	Huggins, M.	WA	TCBA	77	1323.1
2	Collins, E.	CL	TCBA	73	1337.0
3	Egan, D.	MI	TCBA	70	1149.0
4	Truesdale, F.	PR	TCBA	56	1221.2
5	Shean, D.	HP	TCBA	54	1321.2
	Hummel, J.	TU	TCBA	54	1359.2
7	Evers, J.	HH	TCBA	51	955.0
	Lajoie, N.	BR	TCBA	51	1367.1
9	Miller, D.	CS	TCBA	50	1270.1
10	Gardner, L.	BE	TCBA	49	893.1
11	Knabe, O.	GW	TCBA	45	1258.2
12	Keefer, A.	ME	TCBA	40	1146.1
13	McEneaney, J.	LI	TCBA	38	695.1
14	Doyle, L.	SO	TCBA	29	842.1
15	Hebscher, E.	LT	TCBA	28	728.0
16	Killefer, R.	LI	TCBA	26	480.1
17	Delahanty, J.	SO	TCBA	25	521.0
18	McKechnie, B.	LT	TCBA	24	450.1
19	Phelan, A.	BU	TCBA	17	452.0
20	Hulswitt, R.	BE	TCBA	15	195.0
21	Chouinard, F.	LI	TCBA	13	161.0
	Unglaub, B.	BU	TCBA	13	208.2
	Katon, N.	BU	TCBA	13	303.2
	McConnell, A.	BU	TCBA	13	333.2
25	Ball, N.	BE	TCBA	8	52.0
	Corcoran, M.	PR	TCBA	8	130.0
	Kirke, J.	LT	TCBA	8	209.1
28	Zacher, E.	HH	TCBA	7	256.2

3 players tied at 6

The 15 players with the highest Fielding Average at Third Base

Rank	Name	Tm	Lg	FLD	INN
1	Austin, J.	WA	TCBA	.954	679.0
2	Lennox, E.	TU	TCBA	.949	804.0
3	Elberfeld, K.	BR	TCBA	.946	928.2
4	Devlin, A.	GW	TCBA	.946	1170.0
5	Grant, E.	LT	TCBA	.941	1339.1
6	Purtell, B.	CS	TCBA	.936	1207.1
7	Baker, H.	SO	TCBA	.934	1229.0
8	LaPorte, F.	TU	TCBA	.931	580.0
9	Lord, H.	HP	TCBA	.929	1052.1
10	Moriarty, G.	LI	TCBA	.924	828.0
11	Byrne, B.	PR	TCBA	.922	1327.0
12	Steinfeldt, H.	CL	TCBA	.919	1069.1
13	Mowrey, M.	WA	TCBA	.915	700.2
14	Meade, L.	BE	TCBA	.909	600.0
15	Knight, J.	ME	TCBA	.898	873.2

The 15 players with the highest Range at Third Base

Rank	Name	Tm	Lg	RNG	INN
1	Devlin, A.	GW	TCBA	2.82	1170.0
2	Austin, J.	WA	TCBA	2.77	679.0
3	LaPorte, F.	TU	TCBA	2.72	580.0
4	Grant, E.	LT	TCBA	2.70	1339.1
5	Mowrey, M.	WA	TCBA	2.63	700.2
6	Lennox, E.	TU	TCBA	2.49	804.0
7	Lord, H.	HP	TCBA	2.45	1052.1
8	Knight, J.	ME	TCBA	2.45	873.2
9	Purtell, B.	CS	TCBA	2.40	1207.1
10	Baker, H.	SO	TCBA	2.39	1229.0
11	Byrne, B.	PR	TCBA	2.34	1327.0
12	Steinfeldt, H.	CL	TCBA	2.31	1069.1
13	Moriarty, G.	LI	TCBA	2.26	828.0
14	Meade, L.	BE	TCBA	2.23	600.0
15	Elberfeld, K.	BR	TCBA	2.20	928.2

The 34 players with the most Double Plays at Third Base

Rank	Name	Tm	Lg	DP	INN
1	Grant, E.	LT	TCBA	16	1339.1
2	Byrne, B.	PR	TCBA	15	1327.0
3	Baker, H.	SO	TCBA	13	1229.0
4	Lord, H.	HP	TCBA	12	1052.1
	Devlin, A.	GW	TCBA	12	1170.0
6	Austin, J.	WA	TCBA	10	679.0
	Lennox, E.	TU	TCBA	10	804.0
	Steinfeldt, H.	CL	TCBA	10	1069.1
9	Mowrey, M.	WA	TCBA	7	700.2
	Moriarty, G.	LI	TCBA	7	828.0
	Elberfeld, K.	BR	TCBA	7	928.2
12	Lobert, H.	HH	TCBA	6	485.0
	Phelan, A.	BU	TCBA	6	514.1
	Herzog, B.	LI	TCBA	6	520.2
15	Knight, J.	ME	TCBA	5	873.2
16	Schaefer, G.	MI	TCBA	4	320.0
	Smith, L.	MI	TCBA	4	427.2
	Barbeau, J.	BE	TCBA	4	430.0
	Purtell, B.	CS	TCBA	4	1207.1
20	Hartzell, R.	HP	TCBA	3	180.0
	LaPorte, F.	TU	TCBA	3	580.0
22	Jacklitsch, F.	BE	TCBA	2	175.0
	Lyon, D.	HH	TCBA	2	513.0

11 players tied at 1

The 19 players with the highest Fielding Average at Shortstop

Rank	Name	Tm	Lg	FLD	INN
1	McBride, G.	BU	TCBA	.973	1268.0
2	Turner, T.	CS	TCBA	.954	799.0
3	Wallace, B.	HP	TCBA	.953	1131.2
4	Tinker, J.	PR	TCBA	.952	1076.1
5	Bridwell, A.	CL	TCBA	.952	1175.0
6	Wagner, H.	WA	TCBA	.945	1307.2
7	Bush, D.	CS	TCBA	.943	592.1
8	Smith, L.	MI	TCBA	.942	623.0
9	Ball, N.	BE	TCBA	.938	743.0
10	Barry, J.	ME	TCBA	.935	1193.0
11	Zeider, R.	GW	TCBA	.935	737.1
12	Corriden, R.	GW	TCBA	.932	584.0
13	Doolan, M.	SO	TCBA	.928	1256.1
14	Fletcher, A.	HH	TCBA	.925	1117.2
15	Smith, T.	BR	TCBA	.921	600.0
16	Wagner, H.	TU	TCBA	.919	1183.0
17	Sweeney, B.	LI	TCBA	.918	599.2
18	Hauser, A.	LI	TCBA	.918	717.0
19	Downey, T.	LT	TCBA	.918	785.1

The 19 players with the highest Range at Shortstop

Rank	Name	Tm	Lg	RNG	INN
1	Smith, L.	MI	TCBA	6.82	623.0
2	Wagner, H.	WA	TCBA	6.74	1307.2
3	Sweeney, B.	LI	TCBA	6.42	599.2
4	Ball, N.	BE	TCBA	6.38	743.0
5	McBride, G.	BU	TCBA	6.13	1268.0
6	Zeider, R.	GW	TCBA	5.98	737.1
7	Corriden, R.	GW	TCBA	5.95	584.0
8	Bridwell, A.	CL	TCBA	5.90	1175.0
9	Barry, J.	ME	TCBA	5.88	1193.0
10	Wallace, B.	HP	TCBA	5.87	1131.2
11	Downey, T.	LT	TCBA	5.74	785.1
12	Tinker, J.	PR	TCBA	5.65	1076.1
13	Smith, T.	BR	TCBA	5.59	600.0
14	Bush, D.	CS	TCBA	5.53	592.1
15	Hauser, A.	LI	TCBA	5.51	717.0
16	Fletcher, A.	HH	TCBA	5.36	1117.2
17	Doolan, M.	SO	TCBA	5.35	1256.1
18	Turner, T.	CS	TCBA	5.33	799.0
19	Wagner, H.	TU	TCBA	5.10	1183.0

The 32 players with the most Double Plays at Shortstop

Rank	Name	Tm	Lg	DP	INN
1	Wagner, H.	WA	TCBA	100	1307.2
2	Bridwell, A.	CL	TCBA	81	1175.0
3	McBride, G.	BU	TCBA	80	1268.0
4	Barry, J.	ME	TCBA	79	1193.0
5	Tinker, J.	PR	TCBA	75	1076.1
6	Doolan, M.	SO	TCBA	66	1256.1
7	Fletcher, A.	HH	TCBA	63	1117.2
8	Smith, L.	MI	TCBA	58	623.0
9	Wallace, B.	HP	TCBA	52	1131.2
10	Wagner, H.	TU	TCBA	51	1183.0
11	Hauser, A.	LI	TCBA	45	717.0
12	Blackburne, L.	BE	TCBA	41	390.1
	Ball, N.	BE	TCBA	41	743.0
14	Sweeney, B.	LI	TCBA	38	599.2
15	Downey, T.	LT	TCBA	36	785.1
	Turner, T.	CS	TCBA	36	799.0
17	Zeider, R.	GW	TCBA	35	737.1
18	Walsh, J.	MI	TCBA	32	488.1
19	Corriden, R.	GW	TCBA	30	584.0
	Bush, D.	CS	TCBA	30	592.1
21	Zimmerman, H.	BR	TCBA	28	558.2
22	McMillan, T.	PR	TCBA	26	289.2
23	Smith, T.	BR	TCBA	25	600.0
24	McKechnie, B.	LT	TCBA	18	465.2
25	Hartzell, R.	HP	TCBA	16	196.2
26	Foster, E.	MI	TCBA	13	197.1
27	Roach, R.	SO	TCBA	9	141.1
28	Lathers, C.	BR	TCBA	7	77.0
	Stark, D.	BU	TCBA	7	97.1

3 players tied at 6

**The 14 players with the highest Fielding Average in Left Field**

Rank	Name	Tm	Lg	FLD	INN
1	Schulte, W.	HP	TCBA	.997	1236.0
2	Crawford, S.	GW	TCBA	.987	1041.1
3	Davidson, B.	LT	TCBA	.987	606.2
4	Cobb, T.	BU	TCBA	.986	888.2
5	Devore, J.	SO	TCBA	.984	702.2
6	Hartsel, T.	HH	TCBA	.980	594.2
7	Ellis, R.	PR	TCBA	.970	1091.0
8	Jones, D.	BE	TCBA	.968	686.0
9	Hemphill, C.	CL	TCBA	.965	812.2
10	Gowdy, H.	LI	TCBA	.960	616.0
11	Gessler, D.	CS	TCBA	.959	931.0
12	Clarke, F.	MI	TCBA	.953	828.1
13	Dougherty, P.	ME	TCBA	.952	735.0
14	Pond, R.	WA	TCBA	.940	952.2

**The 14 players with the highest Range in Left Field**

Rank	Name	Tm	Lg	RNG	INN
1	Gowdy, H.	LI	TCBA	2.47	616.0
2	Dougherty, P.	ME	TCBA	2.45	735.0
3	Jones, D.	BE	TCBA	2.41	686.0
4	Devore, J.	SO	TCBA	2.41	702.2
5	Hartsel, T.	HH	TCBA	2.27	594.2
6	Schulte, W.	HP	TCBA	2.25	1236.0
7	Gessler, D.	CS	TCBA	2.24	931.0
8	Clarke, F.	MI	TCBA	2.23	828.1
9	Davidson, B.	LT	TCBA	2.18	606.2
10	Hemphill, C.	CL	TCBA	2.16	812.2
11	Ellis, R.	PR	TCBA	2.11	1091.0
12	Cobb, T.	BU	TCBA	2.11	888.2
13	Pond, R.	WA	TCBA	2.07	952.2
14	Crawford, S.	GW	TCBA	1.99	1041.1

**The 31 players with the most Assists in Left Field**

Rank	Name	Tm	Lg	A	INN
1	Clarke, F.	MI	TCBA	20	828.1
2	Schulte, W.	HP	TCBA	15	1236.0
3	Ellis, R.	PR	TCBA	14	1091.0
4	Jones, D.	BE	TCBA	13	686.0
5	Hartsel, T.	HH	TCBA	12	594.2
	Hemphill, C.	CL	TCBA	12	812.2
7	Devore, J.	SO	TCBA	10	702.2
8	Dougherty, P.	ME	TCBA	9	735.0
	Pond, R.	WA	TCBA	9	952.2
10	Davidson, B.	LT	TCBA	8	606.2
	Gowdy, H.	LI	TCBA	8	616.0
	Cobb, T.	BU	TCBA	8	888.2
	Gessler, D.	CS	TCBA	8	931.0
	Crawford, S.	GW	TCBA	8	1041.1
15	Campbell, V.	BR	TCBA	6	451.2
	Wolter, H.	SO	TCBA	6	452.1
17	Zwilling, D.	BE	TCBA	5	187.2
	Collins, S.	CL	TCBA	5	223.0
	Abbott, O.	LT	TCBA	5	229.0
	Browne, G.	LI	TCBA	5	273.2
	Lord, B.	TU	TCBA	5	310.0
	Barbeau, J.	BE	TCBA	5	321.0
	McElveen, P.	CL	TCBA	5	328.2
24	Castle, J.	MI	TCBA	4	330.2
	Griggs, A.	CS	TCBA	4	429.0

6 players tied at 3

The 16 players with the highest Fielding Average in Center Field

Rank	Name	Tm	Lg	FLD	INN
1	Sheckard, J.	HP	TCBA	1.000	1203.1
	Leach, T.	CS	TCBA	1.000	1075.1
3	Speaker, T.	PR	TCBA	.998	1223.0
4	Lord, B.	TU	TCBA	.996	751.0
5	Wilson, C.	SO	TCBA	.995	954.0
6	Paskert, D.	HH	TCBA	.995	1049.0
7	Magee, S.	BU	TCBA	.994	1027.1
8	Stone, G.	BE	TCBA	.990	1209.0
9	Wheat, Z.	LI	TCBA	.988	1359.1
10	Hofman, S.	TU	TCBA	.987	633.2
11	Miller, D.	MI	TCBA	.981	1032.1
12	Dalton, J.	WA	TCBA	.980	679.2
13	Easterly, T.	WA	TCBA	.980	638.0
14	Bescher, B.	CL	TCBA	.978	1367.1
15	Hoffman, D.	LT	TCBA	.972	728.2
16	Oakes, R.	BR	TCBA	.968	988.0

The 16 players with the highest Range in Center Field

Rank	Name	Tm	Lg	RNG	INN
1	Wilson, C.	SO	TCBA	3.81	954.0
2	Leach, T.	CS	TCBA	3.36	1075.1
3	Paskert, D.	HH	TCBA	3.32	1049.0
4	Hofman, S.	TU	TCBA	3.31	633.2
5	Miller, D.	MI	TCBA	3.16	1032.1
6	Bescher, B.	CL	TCBA	3.15	1367.1
7	Lord, B.	TU	TCBA	3.14	751.0
8	Sheckard, J.	HP	TCBA	3.10	1203.1
9	Speaker, T.	PR	TCBA	3.09	1223.0
10	Oakes, R.	BR	TCBA	3.08	988.0
11	Magee, S.	BU	TCBA	3.04	1027.1
12	Stone, G.	BE	TCBA	3.03	1209.0
13	Hoffman, D.	LT	TCBA	2.96	728.2
14	Wheat, Z.	LI	TCBA	2.83	1359.1
15	Easterly, T.	WA	TCBA	2.74	638.0
16	Dalton, J.	WA	TCBA	2.62	679.2

The 34 players with the most Assists in Center Field

Rank	Name	Tm	Lg	A	INN
1	Stone, G.	BE	TCBA	33	1209.0
2	Wheat, Z.	LI	TCBA	30	1359.1
3	Bescher, B.	CL	TCBA	17	1367.1
4	Magee, S.	BU	TCBA	15	1027.1
5	Sheckard, J.	HP	TCBA	13	1203.1
6	Leach, T.	CS	TCBA	12	1075.1
7	Lord, B.	TU	TCBA	11	751.0
8	Easterly, T.	WA	TCBA	10	638.0
9	Paskert, D.	HH	TCBA	9	1049.0
10	Hoffman, D.	LT	TCBA	8	728.2
11	Wilson, C.	SO	TCBA	7	954.0
	Oakes, R.	BR	TCBA	7	988.0
	Miller, D.	MI	TCBA	7	1032.1
	Speaker, T.	PR	TCBA	7	1223.0
15	Wolter, H.	SO	TCBA	5	346.2
	Snodgrass, F.	GW	TCBA	5	405.1
	Dalton, J.	WA	TCBA	5	679.2
18	Graney, J.	LT	TCBA	4	131.1
	Crawford, S.	GW	TCBA	4	291.0
	Hofman, S.	TU	TCBA	4	633.2
21	Thomas, R.	BE	TCBA	3	28.2
	Bates, J.	GW	TCBA	3	243.0
	Kruger, A.	ME	TCBA	3	244.1
	Titus, J.	CS	TCBA	3	272.0
	Beaumont, G.	GW	TCBA	3	290.1
	Lelivelt, J.	ME	TCBA	3	335.0
	Milan, C.	ME	TCBA	3	483.2

7 players tied at 2

The 16 players with the highest Fielding Average in Right Field

Rank	Name	Tm	Lg	FLD	INN
1	Titus, J.	CS	TCBA	1.000	977.2
2	Cree, B.	HH	TCBA	.995	811.2
3	Oldring, R.	CL	TCBA	.993	1097.1
4	Murphy, D.	PR	TCBA	.992	1188.0
5	Bates, J.	GW	TCBA	.991	919.0
6	Mitchell, M.	WA	TCBA	.990	1387.1
7	Beck, F.	BU	TCBA	.978	1246.2
8	Graney, J.	LT	TCBA	.978	817.1
9	Collins, B.	BR	TCBA	.978	1085.1
10	Hooper, H.	HP	TCBA	.977	1352.1
11	Murray, R.	TU	TCBA	.977	1189.2
12	Birmingham, J.	MI	TCBA	.971	729.0
13	Evans, S.	SO	TCBA	.969	1029.0
14	Lewis, D.	BE	TCBA	.966	1196.2
15	Milan, C.	ME	TCBA	.958	620.0
16	Browne, G.	LI	TCBA	.912	662.1

The 16 players with the highest Range in Right Field

Rank	Name	Tm	Lg	RNG	INN
1	Oldring, R.	CL	TCBA	2.21	1097.1
2	Evans, S.	SO	TCBA	2.20	1029.0
3	Collins, B.	BR	TCBA	2.16	1085.1
4	Cree, B.	HH	TCBA	2.13	811.2
5	Lewis, D.	BE	TCBA	2.12	1196.2
6	Bates, J.	GW	TCBA	2.08	919.0
7	Birmingham, J.	MI	TCBA	2.05	729.0
8	Titus, J.	CS	TCBA	2.03	977.2
9	Hooper, H.	HP	TCBA	2.02	1352.1
10	Mitchell, M.	WA	TCBA	2.00	1387.1
11	Milan, C.	ME	TCBA	2.00	620.0
12	Murphy, D.	PR	TCBA	1.98	1188.0
13	Graney, J.	LT	TCBA	1.96	817.1
14	Beck, F.	BU	TCBA	1.95	1246.2
15	Murray, R.	TU	TCBA	1.89	1189.2
16	Browne, G.	LI	TCBA	1.82	662.1

The 41 players with the most Assists in Right Field

Rank	Name	Tm	Lg	A	INN
1	Hooper, H.	HP	TCBA	32	1352.1
2	Mitchell, M.	WA	TCBA	31	1387.1
3	Collins, B.	BR	TCBA	30	1085.1
	Lewis, D.	BE	TCBA	30	1196.2
5	Evans, S.	SO	TCBA	29	1029.0
6	Bates, J.	GW	TCBA	27	919.0
7	Murray, R.	TU	TCBA	24	1189.2
	Beck, F.	BU	TCBA	24	1246.2
9	Murphy, D.	PR	TCBA	20	1188.0
10	Graney, J.	LT	TCBA	17	817.1
	Oldring, R.	CL	TCBA	17	1097.1
12	Birmingham, J.	MI	TCBA	16	729.0
13	Titus, J.	CS	TCBA	11	977.2
14	Cree, B.	HH	TCBA	10	811.2
15	McIntyre, M.	MI	TCBA	9	481.0
16	Browne, G.	LI	TCBA	8	662.1
17	Devore, J.	SO	TCBA	7	130.2
18	Milan, C.	ME	TCBA	6	620.0
19	McElveen, P.	CL	TCBA	5	168.2
	Moran, H.	LI	TCBA	5	293.0
	Engle, C.	HH	TCBA	5	497.1
22	Gessler, D.	CS	TCBA	4	180.2
	Chouinard, F.	LI	TCBA	4	186.2
	Snodgrass, F.	GW	TCBA	4	224.0
	Daniels, B.	ME	TCBA	4	231.1
26	Wilson, C.	SO	TCBA	3	47.1
	Davidson, B.	LT	TCBA	3	56.0
	Hoffman, D.	LT	TCBA	3	199.1
	Lelivelt, J.	ME	TCBA	3	273.1

12 players tied at 2

**The 17 players with the highest Fielding Average at Catcher**

Rank	Name	Tm	Lg	FLD	INN
1	Livingston, P.	HP	TCBA	.991	914.1
2	Gibson, G.	LT	TCBA	.990	1153.0
3	Jacklitsch, F.	BE	TCBA	.986	769.2
4	Lapp, J.	MI	TCBA	.985	717.2
5	Meyers, C.	PR	TCBA	.985	887.2
6	McLean, L.	TU	TCBA	.985	907.0
7	Street, G.	BR	TCBA	.983	827.2
8	Kling, J.	WA	TCBA	.981	687.0
9	Phelps, E.	HH	TCBA	.977	644.0
10	Doooin, R.	SO	TCBA	.975	921.2
11	Land, G.	GW	TCBA	.971	584.1
12	Bresnahan, R.	GW	TCBA	.971	570.1
13	Graham, P.	CL	TCBA	.967	727.2
14	Sweeney, J.	ME	TCBA	.962	700.0
15	Criger, L.	BU	TCBA	.958	989.1
16	Carrigan, B.	CS	TCBA	.957	812.2
17	Killefer, B.	LI	TCBA	.935	669.1

**The 17 players with the lowest Opposition Stolen Base Percentage at Catcher**

Rank	Name	Tm	Lg	OSBP	OSB
1	Gibson, G.	LT	TCBA	60.0	93
2	McLean, L.	TU	TCBA	62.1	72
3	Kling, J.	WA	TCBA	64.2	52
4	Doooin, R.	SO	TCBA	64.7	75
5	Livingston, P.	HP	TCBA	66.0	68
6	Meyers, C.	PR	TCBA	66.1	84
7	Bresnahan, R.	GW	TCBA	68.2	58
8	Carrigan, B.	CS	TCBA	69.0	98
9	Lapp, J.	MI	TCBA	70.1	89
10	Graham, P.	CL	TCBA	70.7	58
11	Land, G.	GW	TCBA	70.8	92
12	Sweeney, J.	ME	TCBA	71.4	80
13	Street, G.	BR	TCBA	72.7	56
14	Killefer, B.	LI	TCBA	73.0	111
15	Phelps, E.	HH	TCBA	74.8	122
16	Criger, L.	BU	TCBA	76.8	146
17	Jacklitsch, F.	BE	TCBA	80.0	108

**The 30 players with the most Assists at Catcher**

Rank	Name	Tm	Lg	A	INN
1	Gibson, G.	LT	TCBA	116	1153.0
2	Meyers, C.	PR	TCBA	88	887.2
3	Livingston, P.	HP	TCBA	78	914.1
4	Doooin, R.	SO	TCBA	77	921.2
5	McLean, L.	TU	TCBA	75	907.0
6	Jacklitsch, F.	BE	TCBA	71	769.2
7	Criger, L.	BU	TCBA	68	989.1
8	Lapp, J.	MI	TCBA	67	717.2
9	Carrigan, B.	CS	TCBA	66	812.2
10	Phelps, E.	HH	TCBA	61	644.0
11	Kling, J.	WA	TCBA	60	687.0
12	Land, G.	GW	TCBA	58	584.1
13	Street, G.	BR	TCBA	57	827.2
14	Killefer, B.	LI	TCBA	55	669.1
	Sweeney, J.	ME	TCBA	55	700.0
16	Payne, F.	WA	TCBA	45	452.1
	Mitchell, F.	CS	TCBA	45	480.2
18	Bresnahan, R.	GW	TCBA	43	570.1
19	Graham, P.	CL	TCBA	42	727.2
20	Archer, J.	BR	TCBA	40	497.0
21	Roth, F.	BE	TCBA	37	553.2
22	Moran, P.	HH	TCBA	34	356.2
	Kleinow, R.	TU	TCBA	34	495.2
	Stephens, J.	MI	TCBA	34	550.1
25	Thomas, I.	PR	TCBA	33	357.2
26	Schlei, A.	CL	TCBA	30	340.0
27	Bergen, B.	ME	TCBA	26	306.2
28	Schmidt, B.	ME	TCBA	25	359.2
	Stanage, O.	SO	TCBA	25	398.0
30	Needham, T.	WA	TCBA	24	347.2



**The 30 players with the highest Fielding Average at Pitcher**

Rank	Name	Tm	Lg	FLD	INN
1	Hall, S.	HH	TCBA	1.000	200.2
	Camnitz, H.	BR	TCBA	1.000	178.1
	Young, I.	PR	TCBA	1.000	151.1
	Leever, S.	CS	TCBA	1.000	128.1
5	Curtis, C.	MI	TCBA	.988	237.0
6	Summers, E.	BE	TCBA	.987	225.2
7	Leifield, L.	WA	TCBA	.985	241.2
8	Donovan, W.	BR	TCBA	.985	229.0
	Moren, L.	ME	TCBA	.985	156.1
10	Groom, B.	WA	TCBA	.984	202.2
11	Smith, F.	LT	TCBA	.984	183.1
12	Chouneau, C.	BE	TCBA	.983	183.2
13	Crandall, D.	SO	TCBA	.982	214.2
14	Brown, T.	PR	TCBA	.980	346.1
15	Cicotte, E.	GW	TCBA	.978	265.2
16	Bell, G.	GW	TCBA	.976	308.2
17	Richie, L.	MI	TCBA	.976	160.0
18	Vaughn, H.	CL	TCBA	.974	245.0
19	Quinn, J.	SO	TCBA	.973	231.0
20	Joss, A.	WA	TCBA	.972	120.2
21	Suggs, G.	ME	TCBA	.971	265.2
22	Plank, E.	TU	TCBA	.970	267.1
23	Lush, J.	HH	TCBA	.969	194.1
24	Reulbach, E.	MI	TCBA	.968	190.2
25	Barger, C.	WA	TCBA	.967	220.0
26	Bender, C.	BU	TCBA	.959	269.0
27	Mitchell, W.	GW	TCBA	.957	197.0
	Phillippe, D.	BR	TCBA	.957	133.2
29	McQuillan, G.	PR	TCBA	.956	173.0
30	Ray, F.	LI	TCBA	.954	158.0

**The 52 players with the most Double Plays at Pitcher**

Rank	Name	Tm	Lg	DP	INN
1	Pernoll, H.	ME	TCBA	6	56.2
2	Barger, C.	WA	TCBA	5	220.0
3	Walker, M.	MI	TCBA	4	44.0
	Stroud, S.	ME	TCBA	4	107.1
	Young, I.	PR	TCBA	4	151.1
	Ray, F.	LI	TCBA	4	158.0
	Olmstead, F.	HP	TCBA	4	166.2
	Summers, E.	BE	TCBA	4	225.2
	Mullin, G.	WA	TCBA	4	255.2
	Bender, C.	BU	TCBA	4	269.0
	Brown, T.	PR	TCBA	4	346.1
12	Corridon, F.	PR	TCBA	3	96.0
	Burk, S.	BE	TCBA	3	120.0
	Moren, L.	ME	TCBA	3	156.1
	Pelty, B.	MI	TCBA	3	172.2
	Chouneau, C.	BE	TCBA	3	183.2
	Crandall, D.	SO	TCBA	3	214.2
	Wood, J.	PR	TCBA	3	223.0
	Curtis, C.	MI	TCBA	3	237.0
	Vaughn, H.	CL	TCBA	3	245.0
	Suggs, G.	ME	TCBA	3	265.2
	Ford, R.	HH	TCBA	3	311.1

30 players tied at 2

**The 17 players with the highest Fielding Average at First Base**

Rank	Name	Tm	Lg	FLD	INN
1	Chase, H.	HP	TCBA	.996	1143.2
2	Hoblitzell, D.	MI	TCBA	.995	1335.2
3	Jones, T.	SO	TCBA	.994	1075.2
4	Merkle, F.	BU	TCBA	.993	1083.2
5	Chance, F.	ME	TCBA	.993	652.2
6	Stahl, J.	WA	TCBA	.993	1255.2
7	Konetchy, E.	GW	TCBA	.993	1267.0
8	Stovall, G.	PR	TCBA	.992	1355.1
9	Daubert, J.	LI	TCBA	.991	1186.0
10	Davis, H.	BR	TCBA	.990	1146.0
11	Sharpe, B.	ME	TCBA	.989	693.0
12	Bransfield, K.	CS	TCBA	.989	1309.0
13	Houser, B.	BE	TCBA	.985	710.2
14	Flynn, J.	HH	TCBA	.983	742.0
15	Hobbs, R.	CL	TCBA	.981	1249.2
16	Burch, A.	LT	TCBA	.979	738.0
17	Pio, P.	TU	TCBA	.975	720.2

The 39 players with the most Runners Picked Off at Pitcher

Rank	Name	Tm	Lg	PCK	INN
1	Brown, T.	PR	TCBA	4	346.1
2	Berger, H.	GW	TCBA	2	35.1
	Leever, S.	CS	TCBA	2	128.1
	Moren, L.	ME	TCBA	2	156.1
	Willett, E.	LT	TCBA	2	222.0
	Rowan, J.	TU	TCBA	2	224.2
	Gray, D.	CL	TCBA	2	230.0
	Brown, B.	BU	TCBA	2	231.0
	Curtis, C.	MI	TCBA	2	237.0
	Walsh, E.	CS	TCBA	2	378.0

29 players tied at 1

The 42 players with the most Runners Picked Off at Catcher

Rank	Name	Tm	Lg	PCK	INN
1	Phelps, E.	HH	TCBA	9	644.0
2	Stephens, J.	MI	TCBA	6	550.1
	Dooiin, R.	SO	TCBA	6	921.2
	Criger, L.	BU	TCBA	6	989.1
5	Kleinow, R.	TU	TCBA	5	495.2
	Killefer, B.	LI	TCBA	5	669.1
	Jacklitsch, F.	BE	TCBA	5	769.2
	Meyers, C.	PR	TCBA	5	887.2
9	Land, G.	GW	TCBA	4	584.1
	Kling, J.	WA	TCBA	4	687.0
	Gibson, G.	LT	TCBA	4	1153.0
12	Miller, O.	LT	TCBA	3	83.1
	Schlei, A.	CL	TCBA	3	340.0
	Stanage, O.	SO	TCBA	3	398.0
	Payne, F.	WA	TCBA	3	452.1
	Graham, P.	CL	TCBA	3	727.2
	Carrigan, B.	CS	TCBA	3	812.2
	McLean, L.	TU	TCBA	3	907.0
	Livingston, P.	HP	TCBA	3	914.1
20	Clarke, N.	LT	TCBA	2	107.0
	Adams, B.			2	207.0
	Needham, T.	WA	TCBA	2	347.2
	Moran, P.	HH	TCBA	2	356.2
	Thomas, I.	PR	TCBA	2	357.2
	Mitchell, F.	CS	TCBA	2	480.2
	Archer, J.	BR	TCBA	2	497.0
	Bresnahan, R.	GW	TCBA	2	570.1
	Lapp, J.	MI	TCBA	2	717.2


14 players tied at 1

The 30 players with the most Opposition Caught Stealing at Catcher

Rank	Name	Tm	Lg	OCS	INN
1	Gibson, G.	LT	TCBA	62	1153.0
2	Carrigan, B.	CS	TCBA	44	812.2
	McLean, L.	TU	TCBA	44	907.0
	Criger, L.	BU	TCBA	44	989.1
5	Meyers, C.	PR	TCBA	43	887.2
6	Phelps, E.	HH	TCBA	41	644.0
	Killefer, B.	LI	TCBA	41	669.1
	Dooiin, R.	SO	TCBA	41	921.2
9	Land, G.	GW	TCBA	38	584.1
	Lapp, J.	MI	TCBA	38	717.2
11	Livingston, P.	HP	TCBA	35	914.1
12	Sweeney, J.	ME	TCBA	32	700.0
13	Kling, J.	WA	TCBA	29	687.0
14	Bresnahan, R.	GW	TCBA	27	570.1
	Jacklitsch, F.	BE	TCBA	27	769.2
16	Roth, F.	BE	TCBA	26	553.2
17	Graham, P.	CL	TCBA	24	727.2
18	Kleinow, R.	TU	TCBA	22	495.2
19	Archer, J.	BR	TCBA	21	497.0
	Street, G.	BR	TCBA	21	827.2
21	Stanage, O.	SO	TCBA	20	398.0
	Mitchell, F.	CS	TCBA	20	480.2
23	Payne, F.	WA	TCBA	19	452.1
24	Adams, B.			18	207.0
	Schlei, A.	CL	TCBA	18	340.0
	Moran, P.	HH	TCBA	18	356.2
	Thomas, I.	PR	TCBA	18	357.2
28	Stephens, J.	MI	TCBA	17	550.1
29	Needham, T.	WA	TCBA	16	347.2
30	Bliss, J.	LI	TCBA	15	297.1



**1911 GOLD GLOVE WINNERS: P-Sea Lion Hall (HP) C-Paddy Livingston (HP) 1B-Hal Chase (HP) 2B-Dick Egan (MI) 3B-Jimmy Austin (WA) SS-George McBride (BU) LF-Wildfire Schulte (HP) CF-Tommie Leach (CS) RF-Rube Oldring (CL)**



A baseball is positioned in the background, centered behind the text. The top half of the ball is visible, showing its characteristic red and white stitching.

**BASEBALL**  
**PLAYOFFS**

**1911**

SEMI


FINAL

**MAHLEY DIVISION CHAMPS  
SOUTH STARRUCCA**

**VS**

**KIRWIN DIVISION CHAMPS  
GRAND RAPIDS**





Thomas Wolfe made the phrase famous, but after Starrucca and the Wolverines hooked up in this playoff round, neither one of us WANTS to go Home again! :-0 It was simply not a good place to be if your team was trying to win a Playoff game.

During the Regular Season, we both had positive W/L records at Home.....so we knew HOW to win at Home.....but you sure couldn't tell it from last nite.

## GAME 1....

“Half-Assed Backwards” .....might sum this one up.

Lots of hits by both squads, action almost every innings, players on base and decisions to make.

‘Backwards’ comes from Starrucca’s second half of the lineup producing an inordinate percentage of their total hits.

10 of 13 Hits come from the 2<sup>nd</sup> Half, and ALL of their Runs. Maybe the Grand Rapid pitchers eased up, thinking these guys were schmoes...I don’t know, but the dinked and doinked and singled their way to putting 5 runs up on the board; and the Wolverines only got one tally.

Doc Crandall goes the distance on a 5-1 Starr WIN!



## **GAME 2.....**

*“Is That All There Is?”*

Peggy Lee made that song famous in 1969.

Grand Rapids put it into practice last nite in Game 2. And it was the exact question their fans were asking at the Post Game Presser.

Wahoo Sam Crawford tried to lead this team to victory, but nobody would follow. 2 hits for Sam.....2 hits for the entire rest of the Rapids. They were anything but Grand tonite.

The Mighty Jack Quinn tosses a complete game shutout for the Ainspans, as they win a low scoring, 2-0 affair.

The only good thing from the Rapids standpoint in this one is that they HIT and INJURED Starrucca outfielder Wolter for 6 days. They are now turning to a “war of attrition” as their strategy.

The town of Grand Rapids sent a delegation of Mute Fans to the Train Station to usher them out of town on their way to a 3 Game Away series at Starrucca.

### GAME 3

*“You Say Cicada, and I say Cicotte”*

Well, the Wolverines must like the restaurants, or the bars, in Starrucca, cuz they came out of the chute today with only one thing on their mind: pummeling the ball and kicking the crap out of the Ainspan pitching.

A hugely lopsided 10-1 Rapid wins where they nailed 15 hits, three of them triples, and Ed Cicotte smothered the Span batters, tossing a Complete Game 3 hitter.

(The lone Span Highlight: Beating Fred Snodgrass and injuring him for 5 more days. That one is going to be hard for the Wolverines to recover from. ML season, the Grassman hit 321/440/432, and was their #3 hitter in the batting order. Starrucca may have lost the battle today, but in mowing down Snodgrass, they've improved their odds quite a bit in winning the war.)

### GAME 4

*“I've Got the Wedding Bell Blues” ...Marilyn McCoo and the 5<sup>th</sup> Dimension*

The Ainspans were humming that tune after the game today, but it was more like the “George Bell Blues”, as the Grand Rapids pitcher shut them down tighter than Schwarzeneggers grip on a pickle jar.

Bell only gave up 3 hits and 1 walk to the Spans, in a complete game 4-0 Rapids victory!

Series is now evened up at 2 apiece.

Both teams seem to have a ‘shy bladder’ when it comes to hitting in front of their home town fans.

Wolverines score a total of ONE run at Home in 2 games so far.

Ainspans score a total of ONE run at Home in 2 games so far.

## GAME 5

### *“Take the First Train to Clarksville”...the Monkees*

Okay, the original title may have been ‘Last’ train.....but the Spans didn’t want to wait around after this one. They had to get out of town fast, as the Home Town fans were gathering with pitchforks and fire torches and approaching the platform at a rather rapid pace.

The Wolverines came at us with a balanced attack;

Pitching-wise; Willie Mitchell muffled our batters, again, tossing 8 innings and giving up only 2 runs. (the most we’ve scored during this Homestand)

Hitting-wise: they got a solid 10 hits and 5 runs. Not a massacre, but solid enough to win this game handily 5-2.

Grand Rapids pitchers figured out the best strategy to make up for Snodgrass’s injury;.....just don’t give up any, or many, runs, and it sure as heck worked for these three games at Starrucca.

With this Pitching Clinic, the Wolverines have put themselves in a great position at 3 and 2. They are going back Home and only need to win 1 of 2 to advance to the World Series.

The pack is forming to move in for the kill.



## GAME 6....

*“Back and forth, in and out, back and forth, and finally on top!”*

No, its not a song or book title reference, nor is it a play by play script of my honeymoon.....

Game 6 was definitely the BEST game of the series for all the reasons stated above.

This game had everything.....lots of innings of hits, decisions, Rare Plays, scoring (but only using binary numbers) which kept things close the whole way. When one of us scored, it seemed the other team led off with a baserunner and a rally to get the run back.

An unsung hero in Otto Knabe of Grand Rapids. For the second time in the series, when I Intentionally walked RBI Crown King, Sam Crawford with an open base.....Obi Wan Knabe came thru with a clutch run scoring single thru the infield.

Tense, tense action, with Starrucca knowing that if we lose today, we go home for the Winter and come back in the Spring. (Calendaricly speaking)

Eddie Cicotte takes a 5-4 lead into the Top of the 8<sup>th</sup> needing just 6 more outs. He gets them.....but not before giving up 2 runs, as the Spans re-take the lead 6-5 and the goal gets flipped.

Now its Doc White and Doc Crandall in the bottom of the 8<sup>th</sup> inning who need to get 6 outs for a Spanfly win. (The Wolverines called for a Second Opinion, so we sent in another doctor)

And they combine in the 8<sup>th</sup> inning, but they give up a key run as Grand Rapids ties it up, Crandall blows the Save, and we head into the 9<sup>th</sup> all tied up again.

Top 9....

Eddie Cicotte is running on fumes now for Grand Rapids....

A Span single, stolen base, sac bunt, and then Doc Crandall helps his own cause by blooming a single over the head of the height-challenged shortstop. Spans go UP 7-6!!!

Bottom 9....

Grand Rapids sends up three batters, and the Span pitchers sent 3 batters back to the Wovlerine dugout hungry and victimless.

SERIES is TIED UP! 3 games apiece, both teams live to fight another day, but only one of them will advance to the Championship series.

Team	1	2	3	4	5	6	7	8	9	R	H	E
South Starrucca Ainspans	1	0	0	1	2	0	0	2	1	7	13	1
Grand Rapids Wolverines	2	0	0	0	1	2	0	1	0	6	10	1

An unforgettable game, for both of us! Well played on both sides!

# GAME 7

Doctor, Doctor!  
Give me the news.

Ainspan Doc Crandall takes the mound for this one, in his most important start of the year!

George Bell for the Wolverines.

So far in the series, after 6 games, NEITHER team has won a Home game!

Amazing, but true.

And Bell rings in with 5 admirable innings, giving up one 1 earned run.

Nelson follows with 2 more innings, and the same 1 earned run.

And Beebe plays a copycat role here.....2 more innings 1 earned run.

From the Wolverine pitching view; it was enough of an effort to win the game.

But they were going against a Specialist in his field today.

Doc Crandall advanced inning after inning with surgical precision. The Wolves couldn't find any prey to feast on, no meatball pitches, no weaklings at the back of the herd to pick on.

Crandall picked a fine day to come up with a complete game, 4 hit shutout. He never gave Grand Rapids a toehold, and they went on a hunger strike today.



### 7 Games Played

Date	No.	Team	R	H	E	G Sc	Starters	Decisions	Save
10/03/10	7	South Starrucca Ainspans	5	11	2	86	D. Crandall	W, D. Crandall	None
17:12m	7	Grand Rapids Wolverines	0	4	3	54	G. Bell	L, G. Bell	
Date	No.	Team	R	H	E	G Sc	Starters	Decisions	Save
10/02/10	6	South Starrucca Ainspans	7	13	1	40	L. Drucke	W, D. Crandall	H. Wiltse
26:23m	6	Grand Rapids Wolverines	6	10	1	30	E. Cicotte	L, E. Cicotte	
Date	No.	Team	R	H	E	G Sc	Starters	Decisions	Save
09/30/10	5	Grand Rapids Wolverines	5	10	2	59	W. Mitchell	W, W. Mitchell	R. Nelson
17:53m	5	South Starrucca Ainspans	2	8	0	38	J. Quinn	L, J. Quinn	
Date	No.	Team	R	H	E	G Sc	Starters	Decisions	Save
09/29/10	4	Grand Rapids Wolverines	4	7	3	84	G. Bell	W, G. Bell	None
16:11m	4	South Starrucca Ainspans	0	3	1	61	D. Crandall	L, D. Crandall	
Date	No.	Team	R	H	E	G Sc	Starters	Decisions	Save
09/28/10	3	Grand Rapids Wolverines	10	15	2	71	E. Cicotte	W, E. Cicotte	None
20:49m	3	South Starrucca Ainspans	1	3	1	23	L. Drucke	L, L. Drucke	
Date	No.	Team	R	H	E	G Sc	Starters	Decisions	Save
09/26/10	2	South Starrucca Ainspans	2	7	0	78	J. Quinn	W, J. Quinn	None
14:39m	2	Grand Rapids Wolverines	0	4	2	65	F. Beebe	L, F. Beebe	
Date	No.	Team	R	H	E	G Sc	Starters	Decisions	Save
09/25/10	1	South Starrucca Ainspans	5	13	2	65	D. Crandall	W, D. Crandall	None
20:16m	1	Grand Rapids Wolverines	1	9	1	33	G. Bell	L, G. Bell	



**Buckeye**  
BASEBALL CLUB

**McCORKINDALE  
DIVISION CHAMPS**

**VS**

**SEITZ  
DIVISION CHAMPS**

**SEMI  
FINAL**



The top seeded Turin Mountaineers (102-52) won 7 of 8 games against McCorkindale Division champion Bradenton (89-65) this season.

The teams finished 1-2 in pitching (2.32 for Turin and 2.48 for Bradenton).

Bradenton ranked 2nd in hitting (.259, Turin was 7th at .248) while Turin ranked 2nd in scoring (4.7 RPG, Bradenton was 7th at 4.6). Both teams were ho-hum on defense - Bradenton ranked 5th at .966 while Turin was 8th at .964.

The Mountaineer outscored their opponents 728 to 488

Bradenton outscored their opponents 707 to 515.

One key to the series, however, would be that Cy Young (12-5, 2.01) would miss the entire series due to an injury sustained in London last week.

Sunday September 25

Both teams sent their best to open the series in Turin. Walter Johnson (33-6, 1.58) and Jack Coombs (29-11, 1.53) finished 1-2 in Wins, 4-3 in ERA and 1-4 in strikeouts while tying for 1st place with 8 shutouts apiece.

After a scoreless 1st inning, Turin struck first when Frank LaPorte doubled in the 2nd inning. Ham Hyatt doubled the lead with his 5th inning double, and a double steal in the 6th inning made it 3-0.

Bradenton did score in the 8th when Nap LaJoie bounced into a GDP.

BR 1-6-2 LP-Jack Coombs (0-1)

TU 3-8-0 WP-Walter Johnson (1-0)

Monday September 26

Orval Overall (15-5, 2.78) would try to even things for Bradenton while Eddie Plank (21-9, 2.39) would try to write another chapter in his personal playoff history against the Buckeyes (see 1902 World Series).

After a scoreless 1st inning, Bradenton exploded for 4 runs, aided by a dropped tag at the plate by catcher Larry McLean. Red Murray's 4th inning single gave Turin their 1st run of the day, but a 5th inning E-6 gave it right back to the Buckeyes, 5-1. Harry Lord tripled in the 7th, 5-2, but was left stranded. Deacon Phillippe closed it out to even the series.

BR 5-6-1 WP-Orval Overall (1-0) SV-Deacon Phillippe #1

TU 2-8-4 LP-Eddie Plank (0-1)

Tuesday September 27

The teams spent the day traveling to Shaffer Stadium where the series would resume before sell-out crowds in Bradenton.

Wednesday September 28

Johnson and Coombs were both happy to start on 2 days rest for their 2nd matchup of the series.

After a scoreless 1st inning, Gabby Street delivered a 2-out RBI single to RF to score Rebel Oakes, who had stolen 2nd base.

And that was that!

TU 0-5-0 LP-Walter Johnson (1-1)

BR 1-4-0 WP-Jack Coombs (1-1)

Thursday September 29

Eddie Plank returned on 2 days rest, hoping to improve on his 2nd game appearance. Bradenton turned to Deacon Phillippe (11-10, 3.03).

John Hummel gave Plank a run to work with when he singled in the top of the 1st inning. A 3rd inning wild pitch made it 2-0. Larry McLean singled in the 5th, 3-0. Frank LaPorte circled the bases when his single was misplayed in center field in the 6th inning, 4-0.

Harry Davis singled in the Buckeye 6th to put the hosts in the scoring column, but Turin posted 3 more runs in the 8th inning. A 9th inning RBI single by Jimmy Archer didn't really help the Buckeye cause.

TU 7-14-3 WP-Eddie Plank (1-1)

BR 2- 7-3 LP-Deacon Phillippe (0-1)

Friday September 30

In place of the injured Cy Young, the Mountaineers would turn to lefthanded Ed Karger (11-6, 2.78) in the final game in Bradenton. Orval Overall returned to the mound for the Buckeyes.

Orval squeezed home a Buckeye in the 2nd inning.

Bradenton scored in the 5th inning on an infield single by Harry Davis, and a bases loaded walk to Cy Seymour, 3-0.

Jack Rowan relieved in the 6th inning for Turin. Nap LaJoie doubled - and Larry McLean dropped ANOTHER tag, giving the Buckeyes a 4-0 lead.

Harry Lord's ground out plated a Mountaineer in the 6th inning, but an E-6 gave the run back in the home half. Ray Fisher relieved, only to pour gasoline on the fire, as Bradenton scored 3 more runs.

TU 1- 4-4 LP-Ed Karger (0-1)

BR 8-10-0 WP-Orval Overall (2-0)

Saturday October 1

The teams spent the day traveling back to Turin, setting up a do-or-die situation for the Mountaineers.

Sunday October 2

For the third time it would be Walter Johnson against Jack Coombs.

After a scoreless 1st, Bradenton took the lead on a Bill Collins FC. Ham Hyatt tied the game with his 3rd inning triple but was stranded at the hot corner.

Johnson beamed Collins in the 5th inning, forcing him from the game (5 days).

Bradenton took the lead when Vin Campbell singled in the 6th inning.

In the 7th, Johnson threw away Kid Elberfeld's comebacker for a run producing E-1, 3-1. A ground out by Harry Davis made it 4-1.

In the bottom of the 8th, Turin was running out of time. Fred Luderus doubled home a run - the 5th extra base hit - and the 5th hit of the day - against Coombs.

John Hummel got the first single of the day for Turin, driving in 2 runs to tie the score. Red Murray then doubled to put Turin ahead! A routine fly ball to LF should have ended the inning, but Vin Campbell DROPPED it, 6-4.

Jack Rowan and Bill Burns shutout the Buckeyes in the final two innings to set up the rubber game!

BR 4-6-2 LP-Jack Coombs (1-2)

TU 6-7-1 WP-Walter Johnson (2-1) SV-Bill Burns #1

Monday October 3

Wild Bill Donovan (13-10, 2.08) would face Eddie Plank in the decisive 7th game.

Rebel Oakes opened the scoring with a 1st inning triple. Heinie Zimmerman added a 2-run double to give Bradenton a quick 3-0 lead.

Turin answered with a pair of runs in the home half when Red Murray doubled, 3-2, Zimmerman struck again, singling in the 3rd, 4-2. Gaby Street then chased Plank with an RBI single, 5-2. Ray Fisher relieved to close out the inning.

Ed Karger took the mound in the 4th, but struggled. Harry Davis got an RBI with a FC and Cy Williams singled home 2 Buckeyes, 8-2.

In the top of the 8th, Karger beaned Vin Campbell, ending his season (14 days). Harry Davis singled, 9-2.

Turin had rallied for 5 runs yesterday in the 8th inning, but were scoreless today.

With two outs in the bottom of the 9th, Turin was teased with an E-2 and then an E-3 before Donovan got the final out, ending a truly tremendous Mountaineer season prematurely.

Turin's 102 wins in the regular season were the most in Origins history since Long Island won 103 in 1906, five years ago. This was the 4th highest win total in Origins history (Bradenton won 114 in 1902 and Long Island won 108 in 1904). The absence of Cy Young really hamstrung the Mountaineers.

BR 9-17-3 WP-Wild Bill Donovan (1-0)

TU 2- 5-0 LP-Eddie Plank (1-2)

StatMaster v5.75  
 Select Reports Multi Options Window Help

U-TCB911 - TCBA Origins 1910 MLB Semis - Club Batting

2 Teams	AVG	OBP	SLG	G	AB	H	2B	3B	HR	R	R/G	SO	BB	LOB	SB	CS	SBP
Bradenton Buckeyes	.240	.327	.296	7	233	56	9	2	0	30	4.3	29	25	53	10	4	71.4
Turin Mountaineers	.223	.261	.310	7	229	51	14	3	0	21	3.0	31	10	41	11	5	68.8
TCBA Origins 1910 MLB Semis	.232	.296	.303	7	462	107	23	5	0	51	7.3	60	35	94	21	9	70.0

U-TCB911 - TCBA Origins 1910 MLB Semis - Club Pitching

2 Teams	ERA	G	CG	SHO	QS	SV	IP	H	R	ER	HR	SO	BB	HB	WP	BK	OBA
Bradenton Buckeyes	2.07	7	4	1	5	1	61.0	51	21	14	0	31	10	2	2	0	.223
Turin Mountaineers	2.66	7	3	0	3	1	61.0	56	30	18	0	29	25	5	0	0	.240
TCBA Origins 1910 MLB Semis	2.36	7	7	1	8	2	122.0	107	51	32	0	60	35	7	2	0	.232

U-TCB911 - TCBA Origins 1910 MLB Semis - Club Fielding

2 Teams	FLD	G	PO	A	E	DP	TP	PB	OSB	OCS	OSBP	OSBA	DER	UER	UERP
Bradenton Buckeyes	.959	7	183	77	11	3	0	1	11	5	68.8	1.623	.708	7	33.3
Turin Mountaineers	.959	7	183	99	12	7	0	0	10	4	71.4	1.475	.686	12	40.0
TCBA Origins 1910 MLB Semis	.959	7	366	176	23	10	0	1	21	9	70.0	1.549	.697	19	37.3

U-TCB911 - TCBA Origins ...

**The 8 players with the highest Batting Average**

Rank	Name	Tm	Lg	AVG	PA
1	Seymour, C.	BR	TCBA	.400	24
2	Lajoie, N.	BR	TCBA	.364	31
3	Hummel, J.	TU	TCBA	.308	28
4	Street, G.	BR	TCBA	.300	22
5	Hofman, S.	TU	TCBA	.296	29
6	Murray, R.	TU	TCBA	.292	27
7	LaPorte, F.	TU	TCBA	.280	25
8	Hyatt, H.	TU	TCBA	.261	28

U-TCB911 - TCBA Origins 1...

**The 8 players with the highest On Base Plus Slugging**

Rank	Name	Tm	Lg	OPS	PA
1	Seymour, C.	BR	TCBA	1.100	24
2	Lajoie, N.	BR	TCBA	1.003	31
3	Hyatt, H.	TU	TCBA	.828	28
4	Murray, R.	TU	TCBA	.787	27
5	Hofman, S.	TU	TCBA	.752	29
6	Street, G.	BR	TCBA	.714	22
7	Lord, B.	TU	TCBA	.685	24
8	LaPorte, F.	TU	TCBA	.680	25

U-TCB911 - TCBA Origins 1910 ...

**The 11 players with the most Runs Batted In**

Rank	Name	Tm	Lg	RBI	PA
1	Davis, H.	BR	TCBA	6	31
2	Murray, R.	TU	TCBA	4	27
	Hummel, J.	TU	TCBA	4	28
4	Zimmerman, H.	BR	TCBA	3	10
	Oakes, R.	BR	TCBA	3	18
	Lord, B.	TU	TCBA	3	24
	Seymour, C.	BR	TCBA	3	24

4 players tied at 2

U-TCB911 - TCBA Origin...

**The 13 players with the most Wins**

Rank	Name	Tm	Lg	W	L
1	Overall, O.	BR	TCBA	2	0
	Johnson, W.	TU	TCBA	2	1
3	Donovan, W.	BR	TCBA	1	0
	Coombs, J.	BR	TCBA	1	2
	Plank, E.	TU	TCBA	1	2

8 players tied at 0

U-TCB911 - TCBA Origins 1...

**The 6 players with the highest Earned Run Average**

Rank	Name	Tm	Lg	ERA	IP
1	Plank, E.	TU	TCBA	3.86	16.1
2	Karger, E.	TU	TCBA	3.38	13.1
3	Coombs, J.	BR	TCBA	3.13	23.0
4	Overall, O.	BR	TCBA	1.69	16.0
5	Johnson, W.	TU	TCBA	1.44	25.0
6	Donovan, W.	BR	TCBA	.00	9.0

U-TCB911 - TCBA Origins ...

**The 10 players with the most Runs Scored**

Rank	Name	Tm	Lg	R	PA
1	Lajoie, N.	BR	TCBA	6	31
2	Hummel, J.	TU	TCBA	5	28
3	Hofman, S.	TU	TCBA	4	29
	Davis, H.	BR	TCBA	4	31
	Elberfeld, K.	BR	TCBA	4	33

5 players tied at 3

9:52 PM U-TCB911 TCBA Origins 1910 MLB Semis

1911







**McCORKINDALE  
DIVISION CHAMPS**

**VS**

**MAHLEY  
DIVISION CHAMPS**

**How to say**



**Ainspan**

1 Audio

*South*

*Starrucca*



PA

It was an unexpected rematch of the 1910 Origins World Series when South Starrucca (91-64) welcomed Bradenton (89-65) to open the 1911 World Series.

First, South Starrucca had to defeat Hyde Park in a 155th game to even qualify for the playoffs. The Ainspans and Buckeyes were then the #3 and #4 seeds and had to prevail over Grand Rapids (#2) and Turin (#1) in the playoffs. Both of those series lasted the full seven games before the underdogs prevailed.

Interestingly, the last nine games that South Starrucca has played have been won by the VISITING team, so Bradenton brought high hopes with them on the road trip.

The Buckeyes had their ace, Jack Coombs (29-11, 1.53) on the mound to face Jack the Mighty Quinn (12-9, 2.10).

Some technical difficulties reared their heads. Marty was unable to control the cursor so we switched from Microsoft Teams to Zoom. We fumbled around awhile and finally got the game going with Gerry Hobbs and the muted Larry Smith in attendance.

In the top of the first, Bradenton came out swinging, but scored only one run, on a Harry Davis SF.

In the bottom of the first, Coombs beamed leadoff hitter Steve Evans and then beamed #3 hitter Larry Doyle!

In the top of the 4th, Coombs helped himself with a 2-out RBI single, 2-0.

In the top of the 5th, Quinn beamed Kid Elberfeld and was ejected. Doc White (6-5, 2.67) took the mound and probably wasn't quite ready. Davis singled home another run before Cy Seymour lifted a SF to make it 4-0.

In the bottom of the 5th, White beat out a 1-out infield roller for the FIRST Ainspan hit.

In the bottom of the 6th, Beals Becker drew a 1-out walk. Home Run Baker couldn't leave the park, but did double into the gap to knock in the first Ainspan of the series. Red Dooin then beat out an infield bleeder, placing runners on the corners. Baker then scored on Mickey Doolan's SF, 4-2.

Tom Jones, who had such a wonderful series against Grand Rapids, then dropped a double down the LF line. Dooin raced for the plate as Jones attempted to draw the throw to 3rd, but Dooin was late to the plate and tagged out to end the inning, 4-2

Dixie Walker (4-6, 3.84) took the mound for South Starrucca and pitched a perfect inning.

In the bottom of the 8th, Larry Doyle led off with a single to RF. With Beals Becker at the plate, Doyle took off on a hit & run call. Becker lined one towards Right Field - and the ball kept going and going until it CLEARED THE FENCE, a 2-run game-tying home run. It was the first home run allowed this season by Coombs, who pitched 340.1 innings in the regular season, 23 innings in the first round of the playoffs, and 7 innings today!

Now everyone thought they could hit the ball out of the park. Baker flew out to deep right. Dooin flew out to straightaway center and Doolan flew out to deep left to end the inning.

In the 9th, Walker threw another perfect inning for the Ainspans.

In the bottom of the 9th, the Spans were still trying to knock it out of the park. Tom Jones lined out to CF. Josh Devore fanned swinging from his heels. Steve Evans waited for his pitch though, drawing a base on balls. That brought up Jim Delahanty, pinch hitting for Walker.

Everyone knew that Coombs was tired, so Bradenton turned to Deacon Phillippe (11-10, 3.03) to relieve. Maybe the Deacon wasn't quite ready. Three times he fired to first base to keep Evans close. Finally, loosened up, he threw to the plate, inducing a 4-6 force out to end the inning.

Zoom ran out of time at this point (probably all those pickoff attempts by Phillippe). When trying to reset the meeting, Bradenton's computer refused to co-operate. Imagine a long rain delay. Finally, thanks to Alexander Graham Bell, Marty & Bob hooked up by telephone to continue, without a live audience.

In an odd move, Hooks Wiltse replaced Larry Doyle in the lineup, allowing Delahanty to remain in the game for defense at 2nd base, but forcing Wiltse to be the leadoff hitter for Starrucca in the bottom of the 10th. Hooks was ready to pitch, however, striking out Harry Davis (on two "dice" rolls). Rebel Oakes pulled a long foul ball before lining out. Cy Seymour singled and then stole 2nd base, but Woody Wood grounded out to SS-8 Doolan to end the inning.

Wiltse quickly bounced out. Becker, the home run hitter, lined out to CF before Baker fouled out. On to the 11th inning, and Wiltse retired the side, 1-2-3.

In the bottom of the 11th, Red Dooin led off with a single into right center. Doolan sacrificed him into scoring position, but Phillippe fanned Tom Jones. That left Josh Devore at the plate, thanks to an earlier double switch. Devore singled past LaJoie, into right field, and Dooin easily beat the throw to the plate for a 5-4, 11 inning 2-out walk off win for South Starrucca.

The series will resume, hopefully on Microsoft Teams at 10 a.m. Eastern time on Saturday morning. Tickets are still available.

**G  
A  
M  
E  
T  
W  
O**

Woody briefed you on Gm1 that was played last nite.....we picked up the gauntlet again this morning after the teams had a nite of rest after an extra inning nail biter on late Friday.

Here we go!

**GAME 2:**

“Its not how MANY hits you get, its how you Bunch them together”.

Both teams open up with a single run in the first as they were anxious to get on the board. Bradenton tacks on another in the second. Now 2-1 BR.

The rest of the game can be summed up in two hits:

- Larry Doyle nails a bases loaded, bases clearing double in the 5<sup>th</sup>.
- Chief Wilson does the same thing in the 7<sup>th</sup>.

Both tacking 3 runs apiece to the linescore.

Larry Drucke is in control on the mound for the rest of the game, and the Ainspans win this one 7-2 while getting only 5 hits, but also 5 walks.

Team	1	2	3	4	5	6	7	8	9	R	H	E
Bradenton Buckeyes	1	1	0	0	0	0	0	0	0	2	5	1
South Starrucca Ainspans	1	0	0	0	3	0	3	0		7	5	2

Series now 2-0 Starrucca

**GAME 3:**

“Good things come in three’s; unless you’re talking about celebrity deaths”.

And this applies to last game, too!

Wild Bill Donovan starts on the mound for Bradenton and he is true to his name today. He issues 5 walks in 6 innings, along with giving up 4 runs. His defense did him no favors.

With a 4-0 lead into the 6<sup>th</sup> inning, Starrucca looked like they were going to roll 7’s thru 9 innings.

But then the upper half of the Buckeye lineup woke up and started getting hits and xbhits like they were batting off of a tee.

3 runs, 1 run, 3 runs in the 6<sup>th</sup>/7<sup>th</sup>/8<sup>th</sup>.....with that last 3 spot pushing them into the lead, and they set down the Ainspans in the 9<sup>th</sup> for a strong 7-5 win!

Series now 2-1 Starrucca

<b>Team</b>	<b>1</b>	<b>2</b>	<b>3</b>	<b>4</b>	<b>5</b>	<b>6</b>	<b>7</b>	<b>8</b>	<b>9</b>	<b>R</b>	<b>H</b>	<b>E</b>
<b>South Starrucca Ainspans</b>	<b>0</b>	<b>0</b>	<b>3</b>	<b>1</b>	<b>0</b>	<b>0</b>	<b>0</b>	<b>1</b>	<b>0</b>	<b>5</b>	<b>5</b>	<b>1</b>
<b>Bradenton Buckeyes</b>	<b>0</b>	<b>0</b>	<b>0</b>	<b>0</b>	<b>0</b>	<b>3</b>	<b>1</b>	<b>3</b>		<b>7</b>	<b>10</b>	<b>2</b>

## GAME 4:

“Jacks are Wild!”

Jack Coombs (Gr19) toes the rubber for Bradenton.

Jack Quinn (Gr11z) will toss for Starrucca.

It's a rematch of Gm1 pitchers, and neither one of them pitched very well in that one. Both are better than they have showed, and this is a crucial game.

Thru 3 complete.....there are double no-hitters going on. They are waiting for the other one to blink.

Top 4.....its that crooked number 3 again, and Starrucca gets it. Big hit was a 2 run double by Tom Jones. Not the 'whats new pussycat guy', but the Starrucca firstbaseman, who during the regular season was a their fulltime #8 hitter. After 465 plate apps in 142 games, he hit the putrifying total of 222/296/253. His total xbase hit line total was: 6-3-0. Even Don Knotts could 'get to secondbase' more than Jonesy.

This is Jones last season with the Spans, I think he's been my firstbaseman for 4 or 5 seasons, so he knows the playoffs will be the last action he ever see's.

I believe he must have been visited by one of Dickens Ghosts, or maybe it was a Fairy God Mother, but somebody must have altered his bat for the post season, cuz he turned his 'bent carrot' into 'Wonderboy'!

In the semi's vs Grand Rapids, he played fulltime and hit: 375/444/417 ! He was the only one to get a hit in every game.

He has picked up where he left off, and thru the first 4 games of THIS series, he has kept that pace and gotten at least one hit a game. That's now 11 playoff games in a row!

Ok, back to the game!

The 3 runs we scored will be all we will need. Jack Quinn again bests Jack Coombs, and Starrucca bunches runners in front of two doubles, to win this one 4-2!

Starrucca goes up 3 games to 1 in the series.



## GAME 5:

“Double your pleasure, double your fun!”



Drucke takes the mound for Starrucca, and Overall for the Buckeyes.

To Overall's credit today, he STOPS Tom Jones' hitting streak, stopping him at 11 playoff games in a row.

And to Bradenton's consternation, Nap Lajoie went hitless for the 2<sup>nd</sup> game in a row. I'm guessing that didn't happen very many times, if at all, during the Regular season.

There wasn't all that much action overall in the game, but there were them doubles, again.

Two were hit, both by Starrucca, and each of them had two runners on base that scored each time. That was the bulk of the scoring.

Drucke went complete for Starrucca and held the Buckeye Bats at Bay.

6-2 was the Final Score with the Ainspans avenging last seasons defeat by Bradenton in the Finals.

Not to bring up that number 3 again.....but hey, Bob, lets do this for the third time NEXT year, and we can break the tie!

Congrats go out to the Buckeyes who had a fine Regular season, battling right down to the wire in their Division, and beating the #1 Rated team in the league in Turin in the Semi's. They came into the Finals a little stressed, pressed and tired. But they fought all the way and made the match another fun one!

And thanks to any and all who 'tuned in' to watch.

Marty

5 Games Played

Date	No.	Team	R	H	E	G Sc	Starters	Decisions	Save
10/10/10	5	South Starrucca Ainspans	6	7	2	71	L. Drucke	W, L. Drucke	None
19:44m	5	Bradenton Buckeyes	2	5	1	62	O. Overall	L, O. Overall	
10/09/10	4	South Starrucca Ainspans	4	6	3	74	J. Quinn	W, J. Quinn	None
14:50m	4	Bradenton Buckeyes	2	4	0	58	J. Coombs	L, J. Coombs	
10/08/10	3	South Starrucca Ainspans	5	5	1	32	D. Crandall	L, D. Crandall	
27:55m	3	Bradenton Buckeyes	7	10	2	53	W. Donovan	W, E. Knetzer	V. Willis
10/06/10	2	Bradenton Buckeyes	2	5	1	54	O. Overall	L, O. Overall	
24:20m	2	South Starrucca Ainspans	7	5	2	66	L. Drucke	W, L. Drucke	None
10/05/10	1	Bradenton Buckeyes	4	9	0	60	J. Coombs	L, D. Phillippe	
50:52m	1	South Starrucca Ainspans	5	8	2	39	J. Quinn	W, H. Wiltse	None

U-TCB911 - TCBA Origins 1910 MLB World Series - Club Batting

2 Teams	AVG	OBP	SLG	G	AB	H	2B	3B	HR	R	R/G	SO	BB	LOB	SB	CS	SBP
Bradenton Buckeyes	.196	.259	.244	5	168	33	6	1	0	17	3.4	16	13	32	7	2	77.8
South Starrucca Ainspans	.194	.299	.294	5	160	31	9	2	1	27	5.4	30	23	31	1	0	100.0
TCBA Origins 1910 MLB World Series	.195	.280	.268	5	328	64	15	3	1	44	8.8	46	36	63	8	2	80.0

U-TCB911 - TCBA Origins 1910 MLB World Series - Club Pitching

2 Teams	ERA	G	CG	SHO	QS	SV	IP	H	R	ER	HR	SO	BB	HB	WP	BK	OBA
South Starrucca Ainspans	2.93	5	2	0	3	0	46.0	33	17	15	0	16	13	2	1	1	.195
Bradenton Buckeyes	3.74	5	1	0	0	1	45.2	31	27	19	1	30	23	2	0	0	.194
TCBA Origins 1910 MLB World Series	3.34	5	3	0	3	1	91.2	64	44	34	1	46	36	4	1	1	.195

U-TCB911 - TCBA Origins 1910 MLB World Series - Club Fielding

2 Teams	FLD	G	PO	A	E	DP	TP	PB	OSB	OCS	OSBP	OSBA	DER	UER	UERP
Bradenton Buckeyes	.980	5	137	59	4	2	0	2	1	0	100.0	.197	.760	8	29.6
South Starrucca Ainspans	.954	5	138	68	10	4	0	1	7	2	77.8	1.370	.741	2	11.8
TCBA Origins 1910 MLB World Series	.966	5	275	127	14	6	0	3	8	2	80.0	.785	.750	10	22.7




**South Starrucca  
Ainspans  
1911 Origins  
Champions**

The background of the slide is a photograph of an ancient Egyptian wall. It features several horizontal registers of hieroglyphs and pictorial reliefs. The top register shows a row of hieroglyphs. Below it, there are registers with various figures, including a seated figure on the left and several standing figures in the center and right. The reliefs are carved into a light-colored stone surface.

**TCBA ORIGINS 1902 – 1909**  
**(proposed through 1920)**

1900s



- 1902 – Turin Mountaineers**
- 1903 – Cleveland Naps**
- 1904 – Long Island Islanders**
- 1905 – Long Island Islanders**
- 1906 – Long Island Islanders**
- 1907 – Cleveland Naps**
- 1908 – Long Island Islanders**
- 1909 – Mimosa Mirthmakers**



	W	L	PCT	GB	Mg #	STRK	Last 10	Home	Away	1 Run	X-Inn	TCBA DON	TCBA STU	TCBA BILL
<b>TCBA Origins 1902</b>														
<b>Mahley Division</b>														
Boston Beaneaters	100	55	.645	-	X	W 1	7- 3	52-25	48-30	16-19	9- 2	35-20	26-10	19-13
Hyde Park Vitamen	99	56	.639	1.0	-	L 1	8- 2	54-24	45-32	18-20	7- 8	36-19	25-11	20-12
Long Island Islanders	62	92	.403	37.5	-	L 5	2- 8	27-50	35-42	19-19	1- 8	25-29	14-22	11-21
South Starrucca Ainspans	35	119	.227	64.5	-	W 1	3- 7	15-62	20-57	10-18	5-10	13-41	9-27	6-26
<b>McCorkindale Division</b>														
Bradenton Buckeyes	114	40	.740	-	X	W 3	8- 2	61-16	53-24	21-14	9- 6	24-12	43-11	24- 8
Bergen Barflies	67	87	.435	47.0	-	L 3	5- 5	30-47	37-40	18-24	8- 3	18-18	23-31	16-16
Mexicali Mallards	66	88	.429	48.0	-	W 2	6- 4	32-45	34-43	20-18	3-10	17-19	24-30	13-19
Cleveland Naps	47	107	.305	67.0	-	L 2	1- 9	28-49	19-58	19-21	5- 9	11-25	18-36	9-23
<b>Kirwin Division</b>														
Mimosa Mirthmakers	95	59	.617	-	X	W 5	8- 2	47-30	48-29	19-15	3- 5	17-15	23- 9	36-18
Grand Rapids Wolverines	92	62	.597	3.0	-	L 2	6- 4	43-34	49-28	17- 9	4- 1	21-11	21-11	30-24
Newton Buccs	63	91	.409	32.0	-	L 9	1- 9	27-50	36-41	17-18	8- 4	20-12	10-22	20-34
Waukesha Freeman	59	95	.383	36.0	-	W 2	5- 5	31-46	28-49	15-20	5- 9	14-18	12-20	22-32
<b>Seitz Division</b>														
Turin Mountaineers	96	59	.619	-	X	W 1	5- 5	46-31	50-28	24-19	14- 5	20-12	23- 9	23-13
Wilderness Wraiths	95	60	.613	1.0	-	L 2	7- 3	48-30	47-30	24-13	12- 7	20-12	20-12	21-15
Hereford Highlanders	78	76	.506	17.5	-	W 1	5- 5	37-40	41-36	18-22	6- 8	12-20	18-14	22-14
Buffalo Mules	66	88	.429	29.5	-	W 1	3- 7	29-48	37-40	14-20	3- 7	19-13	13-19	15-21

**Our initial season was quite a success. Boston and Turin had to win 1-game playoffs against Hyde Park and Wilderness to advance to the playoffs. Turin then defeated Boston in the first round of the playoffs, winning 4 of the first 5 games. Bradenton also defeated Mimosa in five games. In the World Series, Turin overcame a 3-0 deficit in games, and a 6-0 lead in the 4<sup>th</sup> game to defeat the Buckeyes in seven games.**

	W	L	PCT	GB	Mg #	STRK	Last 10	Home	Away	1 Run	X-Inn	TCBA DON	TCBA STU	TCBA BILL
<b>TCBA Origins 1902 MLB</b>														
<b>Don Mahley Division</b>														
Hyde Park Vitamen	77	77	.500	-	X	L 2	7- 3	39-38	38-39	16-24	7- 8	30-24	14-18	15-17
South Starrucca Ainspans	74	80	.481	3.0	-	L 4	4- 6	39-38	35-42	18-25	7-11	27-27	12-20	14-18
Boston Beaneaters	68	86	.442	9.0	-	W 2	5- 5	30-47	38-39	18-26	6-10	29-25	12-20	13-19
Long Island Islanders	64	90	.416	13.0	-	W 4	4- 6	27-50	37-40	14-27	1-11	22-32	11-21	16-16
<b>Stu McCorkindale Division</b>														
Cleveland Naps	100	52	.658	-	X	L 3	5- 5	52-24	48-28	30-10	15- 6	19-13	35-17	27- 9
Mexicali Mallards	89	65	.578	12.0	-	L 1	6- 4	49-28	40-37	23-18	8- 6	25- 7	28-26	19-17
Bradenton Buckeyes	72	81	.471	28.5	-	W 3	6- 4	32-45	40-36	22-14	5- 3	17-15	27-26	16-20
Bergen Barflies	67	86	.438	33.5	-	W 1	3- 7	33-43	34-43	18-22	6- 5	18-14	16-37	17-19
<b>Bill Kirwin Division</b>														
Newton Buccs	100	54	.649	-	X	W 4	9- 1	45-32	55-22	31-11	8- 5	20-12	22-14	39-15
Grand Rapids Wolverines	70	84	.455	30.0	-	L 4	2- 8	31-46	39-38	18-20	5- 7	14-18	17-19	25-29
Mimosa Mirthmakers	70	84	.455	30.0	-	W 1	5- 5	36-41	34-43	22-23	6- 9	17-15	14-22	21-33
Waukesha Freeman	68	86	.442	32.0	-	L 1	4- 6	32-45	36-41	19-26	6- 3	19-13	12-24	23-31
<b>Richard Seitz Division</b>														
Turin Mountaineers	91	63	.591	-	X	L 3	4- 6	46-31	45-32	18-14	5- 3	20-16	18-14	21-11
Hereford Highlanders	78	76	.506	13.0	-	W 3	7- 3	34-43	44-33	22-27	9- 4	19-17	15-17	13-19
Wilderness Wraiths	75	79	.487	16.0	-	W 2	5- 5	37-40	38-39	21-24	8- 8	18-18	15-17	16-16
Buffalo Mules	67	87	.435	24.0	-	L 2	4- 6	31-46	36-41	27-26	8-11	19-17	16-16	13-19

**Defending champion Turin was the only team to return to the playoffs. 100-game winner Cleveland defeated .500 Hyde Park in 5 games in the first round. Turin returned to the World Series, defeating 100-game winning Newton in six games, but lost to new champion Cleveland in a five game final showdown.**



	W	L	PCT	GB	Mg #	STRK	Last 10	Home	Away	1 Run	X-Inn	TCBA DON	TCBA STU	TCBA BILL
<b>TCBA Origins 1903 MLB</b>														
<b>Mahley Division</b>														
Long Island Islanders	108	44	.711	-	X	W 2	8- 2	55-22	53-22	27-19	13- 5	39-13	21-11	29- 7
South Starrucca Ainspans	94	59	.614	14.5	-	L 2	5- 5	47-29	47-30	23-16	6- 7	30-23	21-11	22-14
Hyde Park Vitamen	75	78	.490	33.5	-	L 1	4- 6	40-36	35-42	29-21	5- 7	23-30	18-14	14-22
Boston Beaneaters	51	103	.331	58.0	-	W 1	4- 6	23-54	28-49	16-19	5- 6	14-40	13-19	12-24
<b>McCorkindale Division</b>														
Mexicali Mallards	95	59	.617	-	X	W 1	6- 4	52-25	43-34	28-21	7- 5	16-16	38-16	17-15
Cleveland Naps	86	68	.558	9.0	-	L 1	8- 2	42-35	44-33	22-16	6- 1	15-17	28-26	23- 9
Bradenton Buckeyes	73	81	.474	22.0	-	W 1	3- 7	38-39	35-42	18-23	4- 5	15-17	26-28	17-15
Bergen Barflies	56	98	.364	39.0	-	L 1	3- 7	27-50	29-48	16-27	5- 8	9-23	16-38	15-17
<b>Kirwin Division</b>														
Newton Buccs	91	63	.591	-	X	L 4	5- 5	45-32	46-31	20-24	10-10	20-16	18-14	34-20
Mimosa Mirthmakers	81	73	.526	10.0	-	W 4	6- 4	42-35	39-38	22-19	6- 8	19-17	14-18	31-23
Grand Rapids Wolverines	67	87	.435	24.0	-	L 1	4- 6	36-41	31-46	19-19	4- 8	14-22	13-19	23-31
Waukesha Freeman	59	95	.383	32.0	-	W 1	5- 5	31-46	28-49	17-33	10-10	14-22	11-21	20-34
<b>Seitz Division</b>														
Hereford Highlanders	84	70	.545	-	X	W 1	6- 4	46-31	38-39	23-17	4- 5	16-16	20-16	20-12
Turin Mountaineers	82	72	.532	2.0	-	W 4	6- 4	44-33	38-39	21-20	11- 8	20-12	16-20	14-18
Wilderness Wraiths	74	80	.481	10.0	-	L 1	6- 4	42-35	32-45	23-22	7- 5	12-20	20-16	17-15
Buffalo Mules	54	100	.351	30.0	-	L 4	2- 8	27-50	27-50	17-25	4- 9	8-24	13-23	10-22

**Newton was our only returning playoff contestant, joined by 108-game winning Long Island, Mexicali and Hereford. The Islanders defeated the Highlanders in six games, and the Mallards defeated the Buccs in six games, winning the final, 1-0, in the 10<sup>th</sup> inning. Long Island prevailed in the World Series, with a walk-off win in the 13<sup>th</sup> inning of the sixth game.**

	W	L	PCT	GB	Mg #	STRK	Last 10	Home	Away	1 Run	X-Inn	TCBA DON	TCBA STU	TCBA BILL
<b>TCBA Origins</b>														
<b>Mahley Division</b>														
Long Island Islanders	101	53	.656	-	X	W 5	7- 3	55-22	46-31	29-27	11- 6	38-16	16-16	23-13
South Starrucca Ainspans	91	63	.591	10.0	-	L 1	5- 5	47-30	44-33	26-19	6- 9	31-23	14-18	24-12
Boston Beaneaters	74	80	.481	27.0	-	W 1	7- 3	39-38	35-42	22-28	8- 8	20-34	10-22	27- 9
Hyde Park Vitamen	64	90	.416	37.0	-	L 7	1- 9	31-46	33-44	21-26	8-10	19-35	8-24	23-13
<b>McCorkindale Division</b>														
Bradenton Buckeyes	97	57	.630	-	X	L 2	6- 4	42-35	55-22	28-15	10- 6	20-12	28-26	23- 9
Bergen Barflies	91	62	.595	5.5	-	W 1	8- 2	45-31	46-31	22-26	7-10	18-14	30-24	23- 8
Mexicali Mallards	89	64	.582	7.5	-	L 1	3- 7	46-30	43-34	33-30	14- 7	22-10	26-28	19-12
Cleveland Naps	84	70	.545	13.0	-	W 2	3- 7	39-38	45-32	24-23	13-10	20-12	24-30	18-14
<b>Kirwin Division</b>														
Newton Buccs	88	65	.575	-	X	W 1	7- 3	45-32	43-33	24-20	8- 7	18-18	14-17	32-22
Waukesha Freeman	74	80	.481	14.5	-	W 2	5- 5	37-40	37-40	27-21	11- 7	12-24	11-21	29-25
Grand Rapids Wolverines	58	96	.377	30.5	-	L 1	4- 6	31-46	27-50	18-26	6-10	9-27	8-24	26-28
Mimosa Mirthmakers	52	101	.340	36.0	-	L 2	4- 6	26-51	26-50	15-21	5- 7	8-28	10-21	21-33
<b>Seitz Division</b>														
Turin Mountaineers	88	66	.571	-	X	L 2	4- 6	47-30	41-36	28-18	7- 8	19-13	15-21	15-17
Wilderness Wraiths	78	76	.506	10.0	-	W 2	8- 2	47-30	31-46	25-26	8-10	13-19	17-19	17-15
Hereford Highlanders	66	88	.429	22.0	-	W 6	7- 3	30-47	36-41	18-25	7- 9	12-20	15-21	11-21
Buffalo Mules	35	119	.227	53.0	-	L 6	1- 9	15-62	20-57	15-24	4- 9	7-25	7-29	11-21

**Defending champion Long Island and Newton returned to the playoffs, joined by Bradenton and Turin. Bradenton avenged their 1902 World Series loss by defeating Turin in 5 games while Long Island triumphed over Newton in 6 games. The Islanders repeated as Champions with six-game win in the World Series.**

	W	L	PCT	GB	Mg #	STRK	Last 10	Home	Away	1 Run	X-Inn	TCBA DON	TCBA STU	TCBA BILL
<b>TCBA Origins 1905 MLB</b>														
<b>Mahley Division</b>														
Long Island Islanders	103	51	.669	-	X	L 1	6- 4	49-28	54-23	26-20	7- 5	33-21	21-11	22-10
South Starrucca Ainspans	79	75	.513	24.0	-	W 1	3- 7	42-35	37-40	33-24	11- 6	32-22	19-13	15-17
Hyde Park Vitamen	74	80	.481	29.0	-	W 1	5- 5	40-37	34-43	17-24	4- 6	18-36	18-14	16-16
Boston Beaneaters	72	81	.471	30.5	-	L 1	6- 4	40-37	32-44	29-23	8-10	25-29	17-15	17-14
<b>McCorkindale Division</b>														
Bergen Barflies	93	59	.612	-	X	L 1	7- 3	54-22	39-37	25-23	7- 5	17-15	37-15	21-15
Bradenton Buckeyes	71	83	.461	23.0	-	L 1	5- 5	40-37	31-46	23-34	7- 5	12-20	24-30	19-17
Mexicali Mallards	60	92	.395	33.0	-	L 1	5- 5	33-43	27-49	24-18	4- 8	12-20	24-29	15-21
Cleveland Naps	56	97	.366	37.5	-	W 1	3- 7	29-48	27-49	18-22	7- 6	12-20	21-32	13-23
<b>Kirwin Division</b>														
Waukesha Freeman	93	61	.604	-	X	W 1	3- 7	47-30	46-31	26-21	9- 8	17-15	19-17	35-19
Pittsburgh Rebels	83	71	.539	10.0	-	L 1	7- 3	47-30	36-41	26-37	4-16	16-16	24-12	30-24
Mimosa Mirthmakers	77	76	.503	15.5	-	L 1	7- 3	39-37	38-39	25-22	5- 4	13-18	20-16	28-26
Grand Rapids Wolverines	53	101	.344	40.0	-	W 1	3- 7	28-49	25-52	17-30	9- 8	11-21	13-23	15-39
<b>Seitz Division</b>														
Hereford Highlanders	85	69	.552	-	X	W 3	8- 2	40-37	45-32	26-23	10- 4	21-15	21-11	15-17
Buffalo Mules	84	70	.545	1.0	-	L 2	5- 5	40-37	44-33	17-22	8- 8	19-17	15-17	18-14
Turin Mountaineers	78	75	.510	6.5	-	W 2	6- 4	38-38	40-37	31-18	8- 7	14-22	17-14	16-16
Wilderness Wraiths	67	87	.435	18.0	-	L 2	2- 8	32-45	35-42	21-23	6- 8	15-21	21-11	14-18

**Two-time defending champion Long Island was the only returning playoff team. Hereford needed to win a rainout makeup game to qualify and were joined by Bergen and Waukesha. The Islanders eliminated Hereford in five games while Waukesha triumphed over Bergen in six games. Long Island won their third consecutive championship by defeating Waukesha in the World Series. Down 3 games to 1, the Freeman forced a 7<sup>th</sup> game, only to be shutout by a 4-0 count.**

	W	L	PCT	GB	Mg #	STRK	Last 10	Home	Away	1 Run	X-Inn	TCBA DON	TCBA STU	TCBA BILL
<b>TCBA Origins 1906 MLB</b>														
<b>Don Mahley Division</b>														
Long Island Islanders	99	55	.643	-	X	W 5	8- 2	51-26	48-29	32-18	8- 7	35-19	18-14	18-14
Hyde Park Vitamen	96	58	.623	3.0	-	W 2	4- 6	51-26	45-32	34-24	15-11	30-24	21-11	21-11
Boston Beaneaters	95	58	.621	3.5	-	L 2	7- 3	49-28	46-30	26-22	8- 8	33-21	16-16	26- 5
South Starrucca Ainspans	51	103	.331	48.0	-	L 6	1- 9	24-53	27-50	19-29	7- 8	10-44	13-19	16-16
<b>Stu McCorkindale Division</b>														
Cleveland Naps	99	55	.643	-	X	W 2	5- 5	50-27	49-28	30-12	12- 8	22-10	30-24	23-13
Bergen Barflies	97	57	.630	2.0	-	W 2	6- 4	50-27	47-30	27-14	11- 4	16-16	34-20	22-14
Mexicali Mallards	75	79	.487	24.0	-	L 2	6- 4	38-39	37-40	24-25	13-10	12-20	25-29	21-15
Bradenton Buckeyes	58	95	.379	40.5	-	L 2	3- 7	28-49	30-46	15-21	7-10	10-22	19-35	14-21
<b>Bill Kirwin Division</b>														
Mimosa Mirthmakers	93	58	.616	-	X	L 1	3- 7	48-26	45-32	27-21	9- 4	17-14	21-14	36-17
Waukesha Freeman	85	69	.552	9.5	-	W 1	7- 3	49-28	36-41	17-22	5- 6	14-18	23-13	34-20
Grand Rapids Wolverines	46	107	.301	48.0	-	L 1	6- 4	22-55	24-52	12-27	2-10	11-21	9-27	19-34
Pittsburgh Rebels	44	110	.286	50.5	-	W 1	3- 7	24-53	20-57	13-30	3-14	4-28	10-26	18-36
<b>Richard Seitz Division</b>														
Buffalo Mules	89	65	.578	-	X	W 7	8- 2	50-27	39-38	18-20	9- 6	20-16	17-15	24- 8
Hereford Highlanders	87	67	.565	2.0	-	W 5	8- 2	45-32	42-35	20-26	8- 9	15-21	17-15	22-10
Wilderness Wraiths	72	82	.468	17.0	-	L 5	2- 8	35-42	37-40	26-21	11- 9	19-17	6-26	18-14
Turin Mountaineers	43	111	.279	46.0	-	L 7	2- 8	20-57	23-54	14-22	6-10	6-30	7-25	12-20

**Three-time defending champion Long Island was the only returning playoff team, joined by Cleveland, Mimosa and Buffalo. The Islanders defeated Mimosa in 5 games. Cleveland won the Lake Erie semi-final by defeating Buffalo in 5 games. Long Island held a 3-games to 2 lead in the World Series, but Cleveland won game six, 4-1 at home, setting up the 7<sup>th</sup> game, which would go 10 innings before the Naps prevailed, 2-1, breaking the Islander streak of championships.**

	W	L	PCT	GB	Mg #	STRK	Last 10	Home	Away	1 Run	X-Inn	TCBA DON	TCBA STU	TCBA BILL	TCBA RICH
<b>TCBA Origins 1907 MLB</b>															
<b>Don Mahley Division</b>															
Long Island Islanders	92	62	.597	-	X	L 1	5- 5	47-30	45-32	25-27	11- 6	33-21	23-13	17-15	19-13
Hyde Park Vitamen	82	72	.532	10.0	-	W 1	3- 7	36-41	46-31	29-19	7- 7	30-24	17-19	13-19	22-10
Western Marvels	59	95	.383	33.0	-	W 4	6- 4	27-50	32-45	23-28	8- 9	21-33	17-19	10-22	11-21
South Starrucca Ainspans	58	96	.377	34.0	-	L 4	6- 4	25-52	33-44	24-21	10- 5	24-30	11-25	12-20	11-21
<b>Stu McCorkindale Division</b>															
Cleveland Naps	90	63	.588	-	X	L 1	9- 1	41-35	49-28	27-21	8- 8	20-16	39-14	12-20	19-13
Bradenton Buckeyes	88	66	.571	2.5	-	W 4	4- 6	37-40	51-26	22-20	12- 9	21-15	29-25	21-11	17-15
Bergen Barflies	79	74	.516	11.0	-	L 4	4- 6	43-34	36-40	24-22	8- 9	17-19	23-30	16-16	23- 9
Mexicali Mallards	64	90	.416	26.5	-	W 1	3- 7	33-44	31-46	25-27	13-15	18-18	16-38	12-20	18-14
<b>Bill Kirwin Division</b>															
Mimosa Mirthmakers	97	57	.630	-	X	W 6	7- 3	50-27	47-30	26-25	9- 8	23- 9	19-13	32-22	23-13
Waukesha Freeman	96	58	.623	1.0	-	W 4	7- 3	52-25	44-33	23-19	7- 5	23- 9	19-13	30-24	24-12
Grand Rapids Wolverines	94	60	.610	3.0	-	L 4	4- 6	49-28	45-32	25-18	6- 3	18-14	21-11	31-23	24-12
Pittsburgh Rebels	50	104	.325	47.0	-	L 5	2- 8	23-54	27-50	18-25	6-15	12-20	8-24	15-39	15-21
<b>Richard Seitz Division</b>															
Buffalo Mules	83	71	.539	-	X	W 5	8- 2	42-35	41-36	25-19	7- 9	19-13	15-17	14-22	35-19
Hereford Highlanders	81	73	.526	2.0	-	W 3	6- 4	47-30	34-43	23-20	6- 3	17-15	17-15	18-18	29-25
Turin Mountaineers	78	76	.506	5.0	-	L 3	6- 4	43-34	35-42	26-29	8- 4	15-17	13-19	18-18	32-22
London Tecumsehs	40	114	.260	43.0	-	L 10	0-10	23-54	17-60	18-43	1-12	14-18	6-26	8-28	12-42

**All four Division champs returned from last year, but it was Long Island that prevailed, winning their FOURTH championship.**

	W	L	PCT	GB	Mg #	STRK	Last 10	Home	Away	1 Run	X-Inn	TCBA DON	TCBA STU	TCBA BILL	TCBA RICH
<b>TCBA Origins 1908 MLB</b>															
<b>Don Mahley Division</b>															
South Starrucca Ainspans	98	56	.636	-	X	L 2	5-5	54-23	44-33	38-24	12-11	36-18	21-11	17-15	24-12
Cleveland Spiders	85	69	.552	13.0	-	W 2	6-4	52-25	33-44	40-20	17-8	35-19	16-16	17-15	17-19
Hyde Park Vitamen	49	105	.318	49.0	-	L 2	6-4	24-53	25-52	19-29	6-7	21-33	6-26	7-25	15-21
Long Island Islanders	37	117	.240	61.0	-	W 2	3-7	20-57	17-60	11-29	5-9	16-38	9-23	3-29	9-27
<b>Stu McCorkindale Division</b>															
Bergen Barflies	88	66	.571	-	X	W 1	6-4	48-29	40-37	33-24	14-6	25-7	27-27	17-19	19-13
Cleveland Naps	87	67	.565	1.0	-	L 2	6-4	43-34	44-33	24-24	7-8	16-16	34-20	17-19	20-12
Bradenton Buckeyes	83	71	.539	5.0	-	W 2	4-6	45-32	38-39	30-31	7-15	18-14	27-27	18-18	20-12
Mexicali Mallards	69	85	.448	19.0	-	L 1	4-6	34-43	35-42	27-28	6-4	17-15	20-34	14-22	18-14
<b>Bill Kirwin Division</b>															
Mimosa Mirthmakers	96	58	.623	-	X	W 1	5-5	53-24	43-34	33-25	5-7	25-7	20-16	30-24	21-11
Grand Rapids Wolverines	92	62	.597	4.0	-	W 2	6-4	50-27	42-35	31-26	11-8	20-12	19-17	29-25	24-8
Waukesha Freeman	85	69	.552	11.0	-	L 1	5-5	50-27	35-42	22-23	10-10	18-14	19-17	30-24	18-14
Pittsburgh Rebels	79	75	.513	17.0	-	L 2	4-6	40-37	39-38	27-28	6-10	21-11	20-16	19-35	19-13
<b>Richard Seitz Division</b>															
Buffalo Mules	86	68	.558	-	X	W 1	5-5	45-32	41-36	34-30	10-10	25-11	17-15	11-21	33-21
Turin Mountaineers	79	75	.513	7.0	-	L 1	5-5	42-35	37-40	23-36	12-12	22-14	15-17	14-18	28-26
London Tecumsehs	66	88	.429	20.0	-	L 1	4-6	33-44	33-44	31-30	13-7	16-20	12-20	13-19	25-29
Hereford Highlanders	53	101	.344	33.0	-	W 1	6-4	26-51	27-50	16-32	5-14	16-20	7-25	8-24	22-32

**Mimosa and Buffalo repeated as Division Champions and used that experience to advance to the World Series. The Mules defeated South Starrucca in 5 games while the Mirthmakers swept Bergen in 4 straight.**


11

9

11

10

8





- 1910 – Bradenton Buckeyes**
- 1911 – South Starrucca Ainspans**
- 1912 –**
- 1913 –**
- 1914 –**
- 1915-**
- 1916 –**
- 1917 –**
- 1918 –**
- 1919 –**



	W	L	PCT	GB	Mg #	STRK	Last 10	Home	Away	1 Run	X-Inn	TCBA DON	TCBA STU	TCBA BILL	TCBA RICH
<b>TCBA Origins 1909 MLB</b>															
<b>Don Mahley Division</b>															
South Starrucca Ainspans	92	61	.601	-	X	L 1	6- 4	45-31	47-30	22-14	8- 4	32-22	18-14	24-12	18-13
Hyde Park Vitamen	87	67	.565	5.5	-	W 1	6- 4	39-38	48-29	17-22	5-11	32-22	22-10	18-18	15-17
Cleveland Spiders	83	71	.539	9.5	-	W 1	6- 4	43-34	40-37	24-23	7- 9	33-21	16-16	19-17	15-17
Long Island Islanders	31	123	.201	61.5	-	L 1	2- 8	14-63	17-60	12-25	3-11	11-43	10-22	5-31	5-27
<b>Stu McCorkindale Division</b>															
Bradenton Buckeyes	97	57	.630	-	X	W 2	5- 5	48-29	49-28	37-17	9- 4	20-12	32-22	19-13	26-10
Cleveland Naps	84	70	.545	13.0	-	L 2	4- 6	44-33	40-37	25-25	10-11	19-13	29-25	15-17	21-15
Bergen Barflies	65	89	.422	32.0	-	W 1	5- 5	28-49	37-40	17-31	8-11	13-19	22-32	12-20	18-18
Mexicali Mallards	63	91	.409	34.0	-	L 1	6- 4	31-46	32-45	26-28	7-15	10-22	25-29	13-19	15-21
<b>Bill Kirwin Division</b>															
Pittsburgh Rebels	93	61	.604	-	X	L 1	4- 6	48-29	45-32	29-26	11-10	22-14	18-14	29-25	24- 8
Mimosa Mirthmakers	81	73	.526	12.0	-	L 3	4- 6	42-35	39-38	23-23	9- 3	16-20	20-12	25-29	20-12
Waukesha Freeman	75	79	.487	18.0	-	W 3	9- 1	36-41	39-38	23-28	9- 7	21-15	15-17	30-24	9-23
Grand Rapids Wolverines	72	82	.468	21.0	-	W 1	3- 7	35-42	37-40	25-27	4- 5	19-17	16-16	24-30	13-19
<b>Richard Seitz Division</b>															
London Tecumsehs	99	55	.643	-	X	W 2	6- 4	50-27	49-28	26-15	12- 4	22-10	21-15	21-11	35-19
Turin Mountaineers	84	69	.549	14.5	-	L 2	7- 3	47-30	37-39	16-19	8- 4	21-10	18-18	17-15	28-26
Buffalo Mules	75	79	.487	24.0	-	L 2	4- 6	34-43	41-36	18-15	7- 5	16-16	12-24	16-16	31-23
Hereford Highlanders	50	104	.325	49.0	-	W 2	3- 7	23-54	27-50	22-24	6- 9	15-17	13-23	8-24	14-40

**South Starrucca was the only repeating Division champion and was seeded 4<sup>th</sup>, meeting London in the first round**

**Bradenton hosted Pittsburgh in the other semi-final match up.**

**Both semi-finals went seven games, sending the ‘Spans and Bucks to the World Series.**

	W	L	PCT	GB	Mg #	STRK	Last 10	Home	Away	1 Run	X-Inn
<b>TCBA Origins 1910 MLB</b>											
<b>Don Mahley Division</b>											
South Starrucca Ainspans	91	64	.587	-	X	W 1	7- 3	47-30	44-34	17-28	4- 4
Hyde Park Vitamen	90	65	.581	1.0	-	L 1	7- 3	44-34	46-31	21-16	6- 8
Cleveland Spiders	79	75	.513	11.5	-	W 1	3- 7	42-35	37-40	22-25	8-12
Long Island Islanders	44	110	.286	46.5	-	L 5	3- 7	24-53	20-57	17-28	5-12
<b>Stu McCorkindale Division</b>											
Bradenton Buckeyes	89	65	.578	-	X	W 2	7- 3	46-31	43-34	25-22	8- 6
Mexicali Mallards	85	69	.552	4.0	-	L 1	5- 5	43-34	42-35	26-15	9- 4
Cleveland Naps	75	79	.487	14.0	-	W 1	5- 5	41-36	34-43	23-18	7- 7
Bergen Barflies	40	114	.260	49.0	-	L 2	3- 7	18-59	22-55	9-23	2-10
<b>Bill Kirwin Division</b>											
Grand Rapids Wolverines	91	63	.591	-	X	W 1	5- 5	50-27	41-36	26-18	8- 5
Pittsburgh Rebels	89	65	.578	2.0	-	L 1	6- 4	45-32	44-33	22-16	8- 4
Waukesha Freeman	89	65	.578	2.0	-	L 1	8- 2	46-31	43-34	24-21	13- 5
Mimosa Mirthmakers	48	106	.312	43.0	-	W 1	1- 9	22-55	26-51	9-23	1- 6
<b>Richard Seitz Division</b>											
Turin Mountaineers	102	52	.662	-	X	L 1	5- 5	57-20	45-32	27-22	14- 8
Buffalo Mules	91	63	.591	11.0	-	W 1	5- 5	47-30	44-33	28-19	10- 9
London Tecumsehs	70	84	.455	32.0	-	L 1	6- 4	38-39	32-45	25-28	7- 8
Hereford Highlanders	60	94	.390	42.0	-	W 1	4- 6	31-46	29-48	30-29	7- 9


South Starrucca won their 3<sup>rd</sup> straight division title, needing a 155<sup>th</sup> game to edge Hyde Park and was the #3 seed. Defending champion Bradenton was the #4 seed. Grand Rapids won their first Kirwin Division title for the #2 seed. Turin turned in the 4<sup>th</sup> best ever Origins Won-Loss record for the top seed. In the end, it was a rematch of SO-BR in the World Series after a pair of 7-game semi-finals.



**TCBA GOLD  
1921-1943**

*The Roaring*

**TWENTIES**





**1921 – Long Island Islanders**  
**1922 – Bergen Barflies**  
**1923 – Siouxland Explorers**  
**1924 – Bergen Barflies**  
**1925 – Mimosa Mirthmakers**  
**1926 – Fortney Gators**  
**1927 – Bergen Barflies**  
**1928 – Bergen Barflies**  
**1929 – Long Island Islanders**

# MARSHALL ISLANDS

1930 ▶ DECADE OF THE GREAT DEPRESSION • 1939

THE 20TH CENTURY

60



ECONOMIC DEPRESSION ENGLUFS THE WORLD

1930s



**1930 – Kilkenny Gaelics**

**1931 – Long Island Islanders**

**1932 – South Starrucca Ainspans**

**1933 – Portsmouth Pubdwellers**

**1934 – Hyde Park VitaMen**

**1935 – Mimosa Mirthmakers**

**1936 – Fortney Gators**

**1937 - South Starrucca Ainspans**

**1938 – Kilkenny Gaelics**

**1939 – South Starrucca Ainspans**

1040s



An aerial, black and white photograph of a baseball field. The field is diamond-shaped with a pitcher's mound in the center. Several players are visible on the field, including one in the center of the diamond and others near the bases. The outfield is visible with some players positioned there. In the background, there are bleachers filled with spectators. A scoreboard is visible on the left side of the stands. The overall scene is a high-angle view of a game in progress.

**1940 – Chesapeake Regnads**  
**1941 – Bergen Barflies**  
**1942 – Sacramento Solons**  
**1943 – South Starrucca Ainspans**



**1944-1974**


**T C B A**

**YESTERDAY**

**"The best thing about baseball today is its yesterdays." Lawrence Ritter**


1940s





**1944 – Long Island Islanders**  
**1945 – Mexicali Mallards**  
**1946 – Sacramento Solons**  
**1947 – Mimosa Mirthmakers**  
**1948 – Bradenton Buckeyes**  
**1949 – Bradenton Buckeyes**

# THE FABULOUS FIFTIES





**1950 – South Starrucca Ainspans**      **1955 – Norfolk Pilots**  
**1951 – Mimosa Mirthmakers**      **1956 – Hyde Park VitaMen**  
**1952 – Fortney Gators**      **1957 – Hyde Park VitaMen**  
**1953 – Fortney Gators**      **1958 – Hyde Park VitaMen**  
**1954 – South Starrucca Ainspans**      **1959 – Bradenton Buckeyes**





- 1960 – Bradenton Buckeyes**
- 1961 – Wilderness Wraiths**
- 1962 – South Starrucca Ainspans**
- 1963 – South Starrucca Ainspans**
- 1964 – Mimosa Mirthmakers**
- 1965 – Bergen Barflies**
- 1966 – South Starrucca Ainspans**
- 1967 – South Starrucca Ainspans**
- 1968 – Long Island Islanders**
- 1969 – Cleveland Spiders**



**ZOO**

The image features the word "ZOO" in a large, bold, white, sans-serif font with a thick black outline. The letters are set against a vibrant, abstract background of overlapping shapes in shades of orange, yellow, and teal. The overall style is graphic and modern.

An aerial photograph of a baseball stadium, showing the green field, brown dirt base paths, and the surrounding seating areas. The stadium is filled with spectators. In the background, there are several tall stadium lights. Overlaid on the center of the field is a list of teams and their years.

**1970 – Fortney Gators**  
**1971 – Newmarket Eh's**  
**1972 – Hyde Park VitaMen**  
**1973 – Long Island Islanders**  
**1974 – Norfolk Pilots**

TCBA



**1975 - 2021**





**1975 – Harbor Beach Combers**  
**1976 – Hyde Park Vitamen**  
**1977 – Shiloh Spurs**  
**1978 – Greylock Gators**  
**1979 – Rockford Patriots**

TIME

8

0

S



**1980 – Norfolk Pilots**      **1985 – Long Island Islanders**  
**1981 – Winnebago Indians**      **1986 – Meadowlands Spartans**  
**1982 – Winnebago Indians**      **1987 – Long Island Islanders**  
**1983 – Long Island Islanders**      **1988 – Scranton Spanish Flies**  
**1984 – Mimosa Mirthmakers**      **1989 – Beacon Braves**

1990s





<b>1990 – Scranton Spanish Flies</b>	<b>1995 – Horseshoe Bay Polos</b>
<b>1991 – Scranton Spanish Flies</b>	<b>1996 – Bethesda Bambinos</b>
<b>1992 – Bethesda Bambinos</b>	<b>1997 – Rapidan Rapids</b>
<b>1993 – Scranton Spanish Flies</b>	<b>1998 – Newark Eagles</b>
<b>1994 – Scranton Spanish Flies</b>	<b>1999 – Newark Eagles</b>



2000's



**2000 – Long Island Islanders**

**2001 – Farmington Rats**

**2002 – Scranton Spanish Flies**

**2003 – Horseshoe Bay Polos**

**2004 – Newark Eagles**

**2005 – Pennsylvania Keystones**

**2006 – Farmington Rats**

**2007 – Long Island Islanders**

**2008 – Horseshoe Bay Polos**

**2009 – Silver Spring Senators**



the  
**2010s**

**DECADE IN REVIEW**



**2010 – Scranton Spanish Flies**      **2015- Scranton Spanish Flies**  
**2011 – Fargo Fungoes**                      **2016 – Rochester Cheetahs**  
**2012 – Bethesda Bambinos**              **2017 – Beacon Braves**  
**2013 – Bethesda Bambinos**              **2018 – Bethesda Bambinos**  
**2014 – Newark Eagles**                      **2019 – Long Island Islanders**

**THE**

2020

S

**2020-Newark Eagles**  
**2021-Eastport Athletics**  
**2022-Scranton Spanish Flies**



**MEET THE**

**MANAGERS**




# **MAHLEY DIVISION**

a tribute to

## **DON MAHLEY**

June 16, 1942 - March 1, 2014






**Bob Braun**  
**Hyde Park**  
**Vitamen**

**Marty**  
**Fiehl**  
**South**  
**Starrucca**  
**Ainspans**



**Jim McEnaney, Long Island Islanders**





**Craig Shifflett, Cleveland Spiders**



**LJ Honeycutt, Western Marvels**



**McCORKINDALE  
DIVISION**

**Bradenton Buckeyes**  
**Bob Wood**



**Cleveland Naps**  
**Gerry Hobbs**





**Mexicali Mallards**  
**Al Keefer**



**Bergen Barflies**  
**Tom Meade**

THE  
*Legend*  
HAS RETIRED



**David Norlander joins the TCBA after purchasing the Mexicali Mallards, relocating the club to Riverrun, where they will be called the Twins, led by player manager Neil Peart.**






# **KIRWIN DIVISION**



**Larry Smith, Mimosa Mirthmakers**



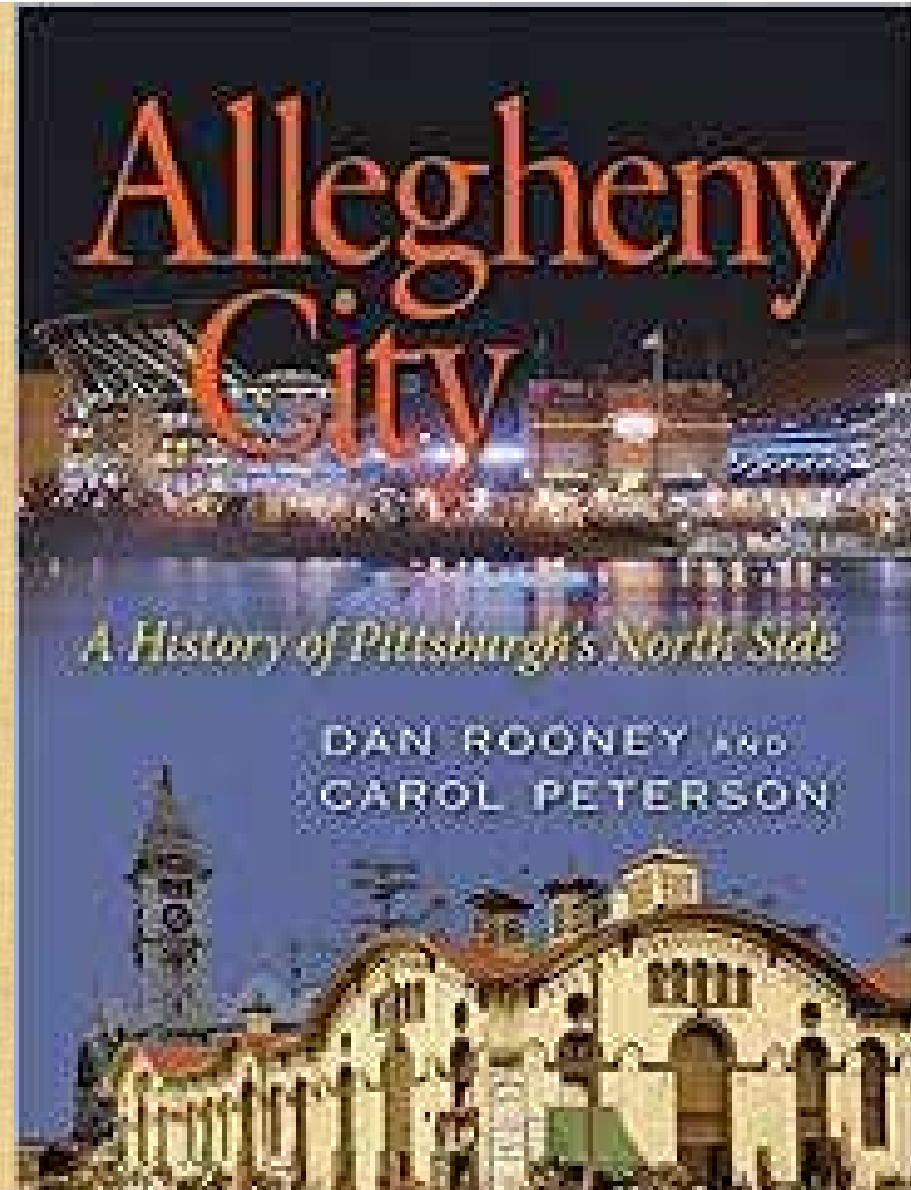


**Ken Sajdak**  
**Waukesha Freeman**

**Jeff Sajdak**  
**Siouxland Explorers**



**Joe Elinich**  
**Pittsburgh**  
**Alleghenies**





**SEITZ  
DIVISION**



**Steve Lyon**  
**Hereford Highlanders**



**Ed Hebscher**  
**London Tecumsehs**



**Turin Mountaineers  
J.R. Richardson**



**Aaron Anderson  
Buffalo Mules**





The End