


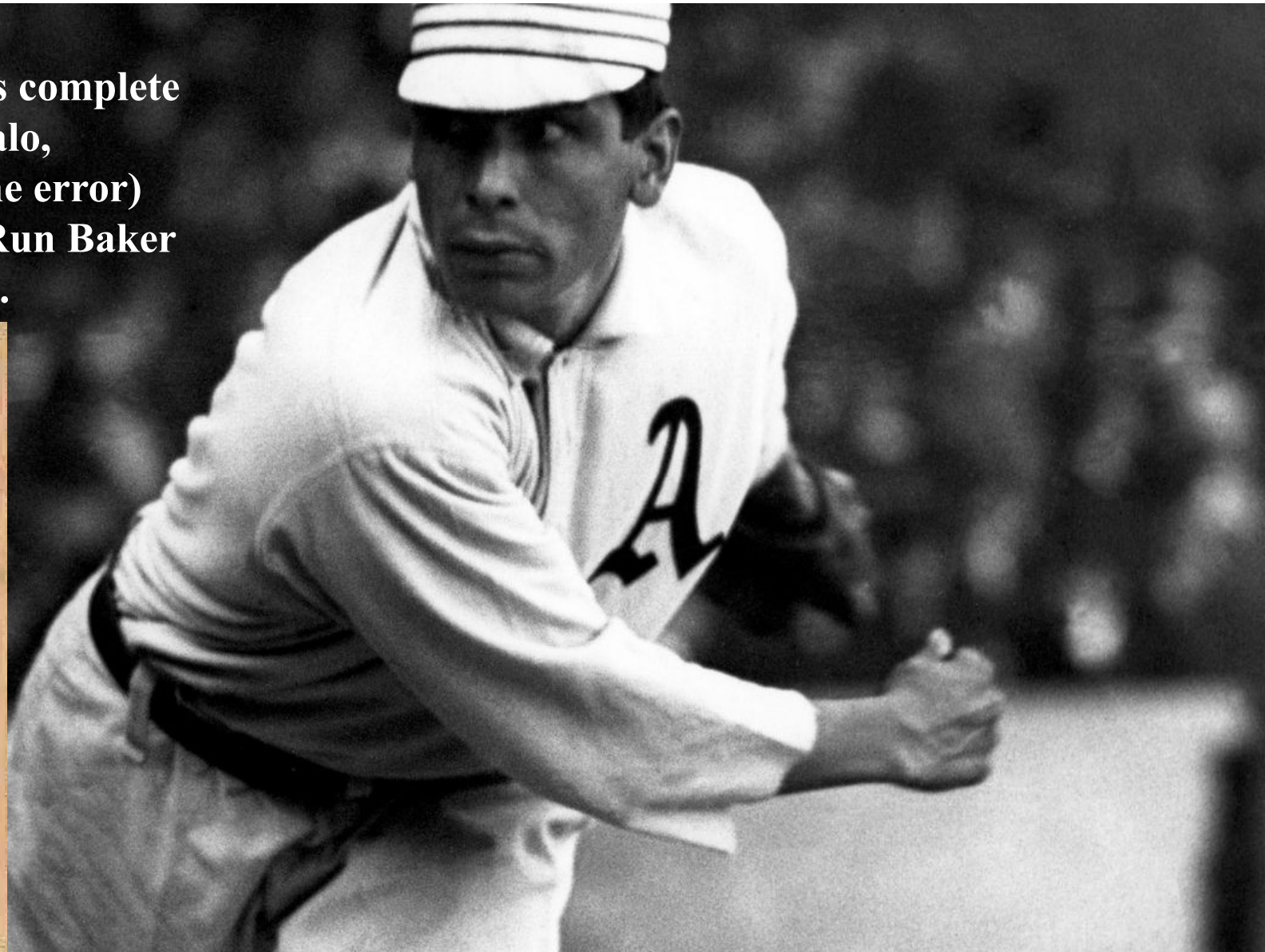

May 27
George McQuillan faces only 28
men, missing a perfect game by a
Donie Bush single as Pittsburgh
defeats the Spiders, 3-0.



5/27/09


June 2

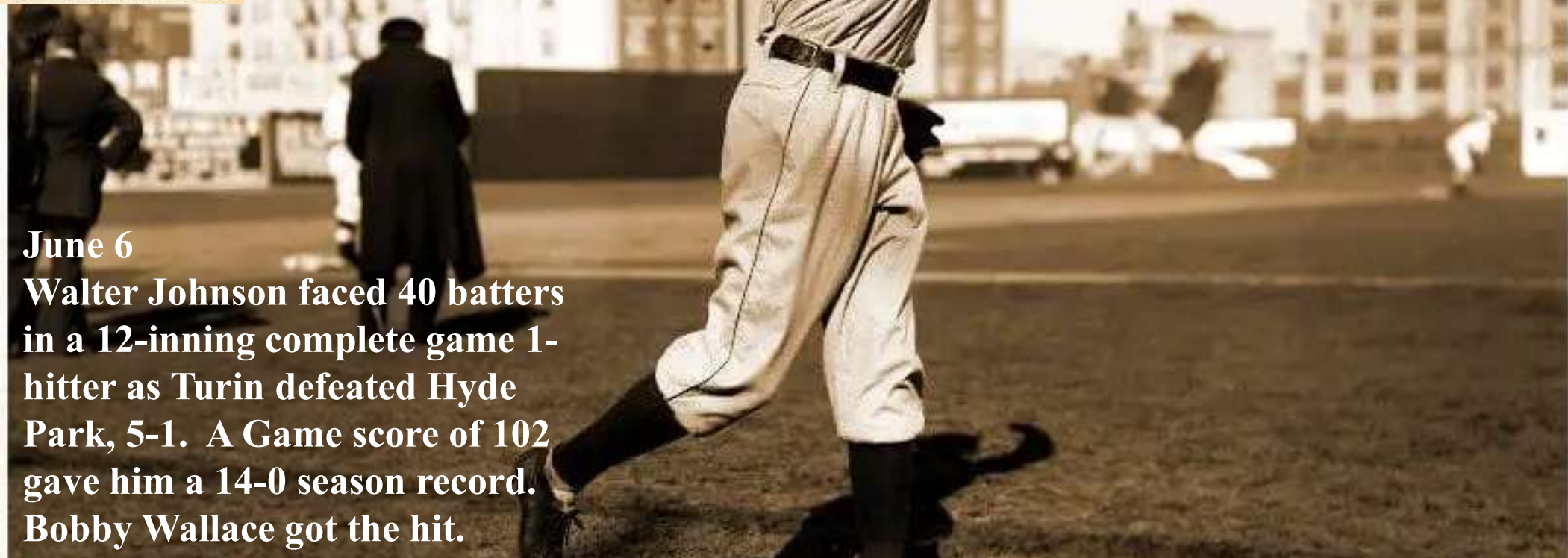

**Chief Bender threw his complete
game 1-hitter for Buffalo,
walking just 2 (with one error)
and a single to Home Run Baker
to defeat Sonoma, 11-0.**





June 4
Jack Quinn faces only 28 hitters
as South Starrucca win 5-0 in
Buffalo. A single by No-No
Katon spoils the no-hit effort.





June 6
Walter Johnson faced 40 batters
in a 12-inning complete game 1-
hitter as Turin defeated Hyde
Park, 5-1. A Game score of 102
gave him a 14-0 season record.
Bobby Wallace got the hit.

**June 11 - Cy Young shutout the Cleveland Spiders,
7-0 for Turin. The only base runner was Doc
Gessler, who doubled.**




July 6

Harry McIntire allowed a 1st inning RBI single to Bill Carrigan to lead Mexicali to a 3-2 win over the Cleveland Spiders with his one hitter.

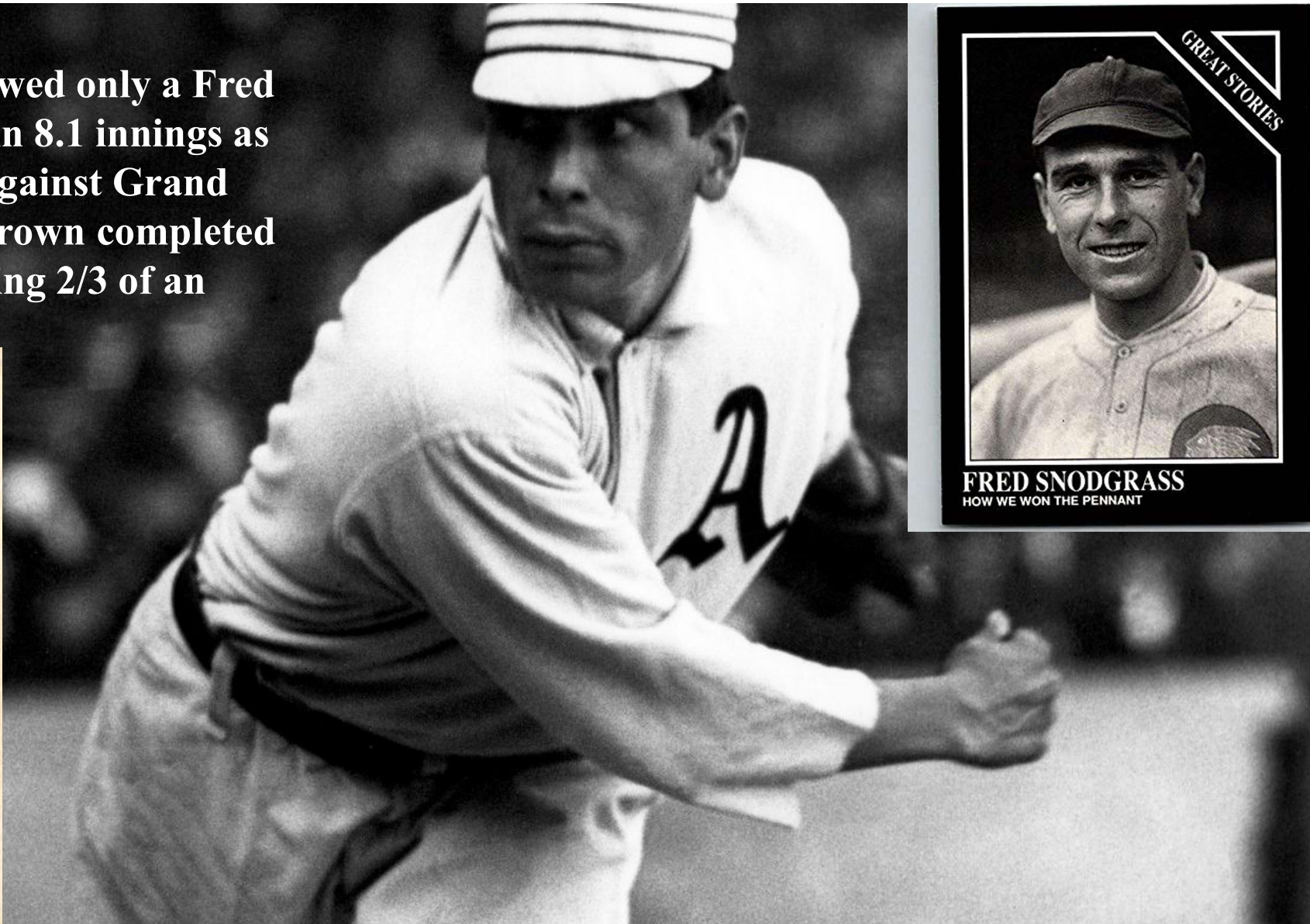


July 15
Bergen's Art Loudell had the day of his career when he 1-hit the Vitamen, 4-1 in Hyde Park. Harry Lord's single was the only hit.


Photo
Unavailable




July 17
Chief Bender allowed only a Fred Snodgrass single in 8.1 innings as Buffalo won 3-1 against Grand Rapids. Buster Brown completed the 1-hitter, pitching 2/3 of an inning.




Brown, Boston Nationals



August 4
Frank Smith's 1-hitter led London
to a 7-0 win over Buffalo. Sherry
Magee's single was the only hit.



August 5
George Suggs shutout the
Cleveland Naps, 2-0 with a
1-hitter for Mexicali. Ed
Abbatichio's single and 2
errors provided the only
baserunners.




SUPPLEMENT TO
The Sporting News
ST. LOUIS, NOVEMBER 25, 1909



GEORGE BELL
BROOKLYN NATIONAL LEAGUE

August 9

George Bell threw his 2nd 1-hitter of the season for Grand Rapids, edging the Spiders, 1-0 in Cleveland. Fred Mitchell's double was the only hit.



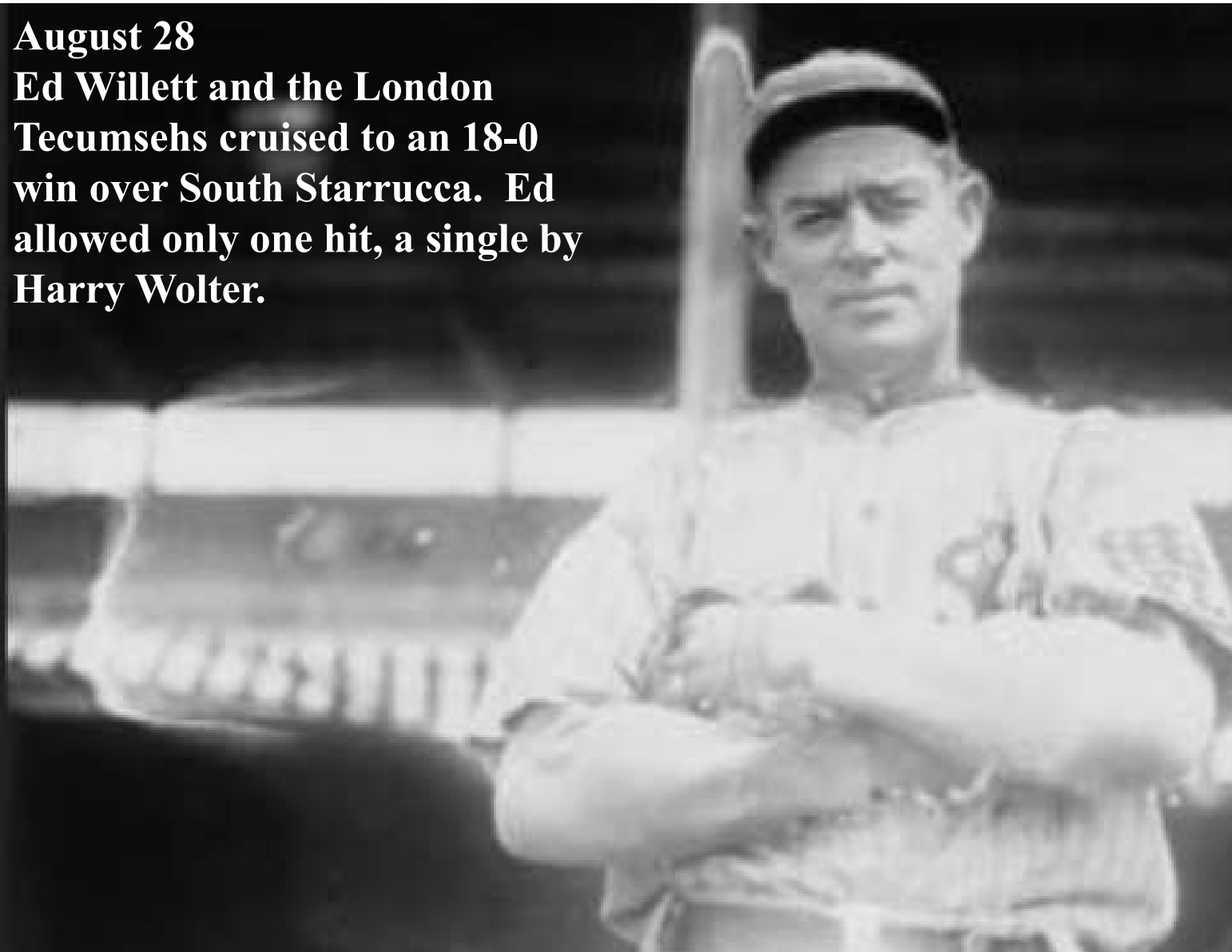
BELL, BROOKLYN



MITCHELL, TORONTO

August 28

Ed Willett and the London Tecumsehs cruised to an 18-0 win over South Starrucca. Ed allowed only one hit, a single by Harry Wolter.



September 5

Buffalo's Ray Collins had pitched six innings of no-hit ball.

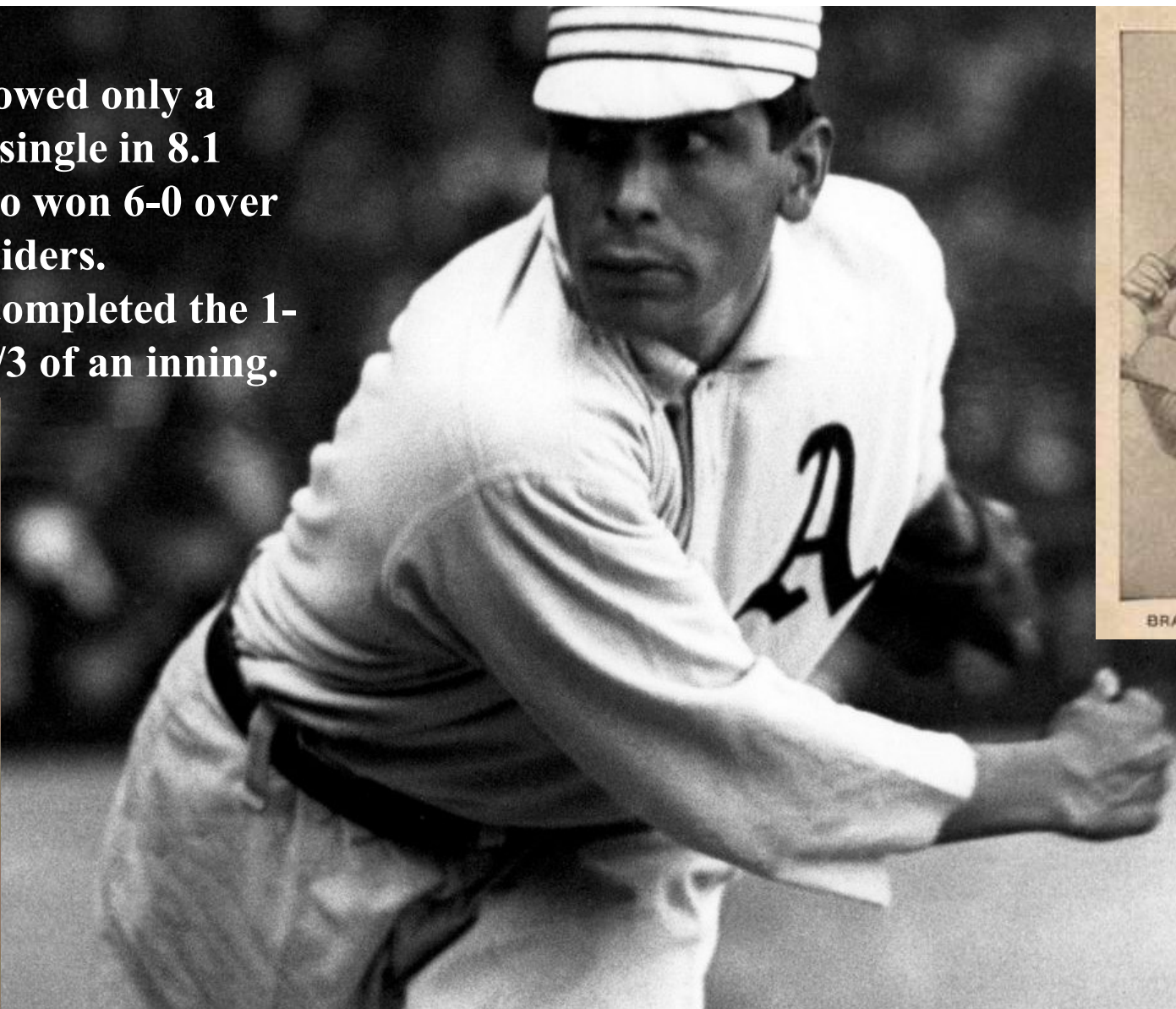
In the 7th, after Tommy Leach had scored on an error, Billy Purtell singled home the tying run for the Spiders of Cleveland, eventually forcing extra innings. Collins would go on to pitch another ELEVEN innings of no-hit ball before Bob Unglaub singled home the game winner for him with 1 out in the bottom of the 18th. Ray's Game Score was 124 with his 1-hitter.



September 8


**Chief Bender allowed only a
Kitty Bransfield single in 8.1
innings as Buffalo won 6-0 over
the Cleveland Spiders.**

**Bugs Raymond completed the 1-
hitter, pitching 2/3 of an inning.**



BRANSFIELD, PHILA. NAT'L

September 12
Mordecai “Three Finger” Brown
one-hits Waukesha to lead
Pittsburgh to a 1-0 victory. A
double by Honus Wagner was
the only Freeman hit.





Cole, p. Cubs

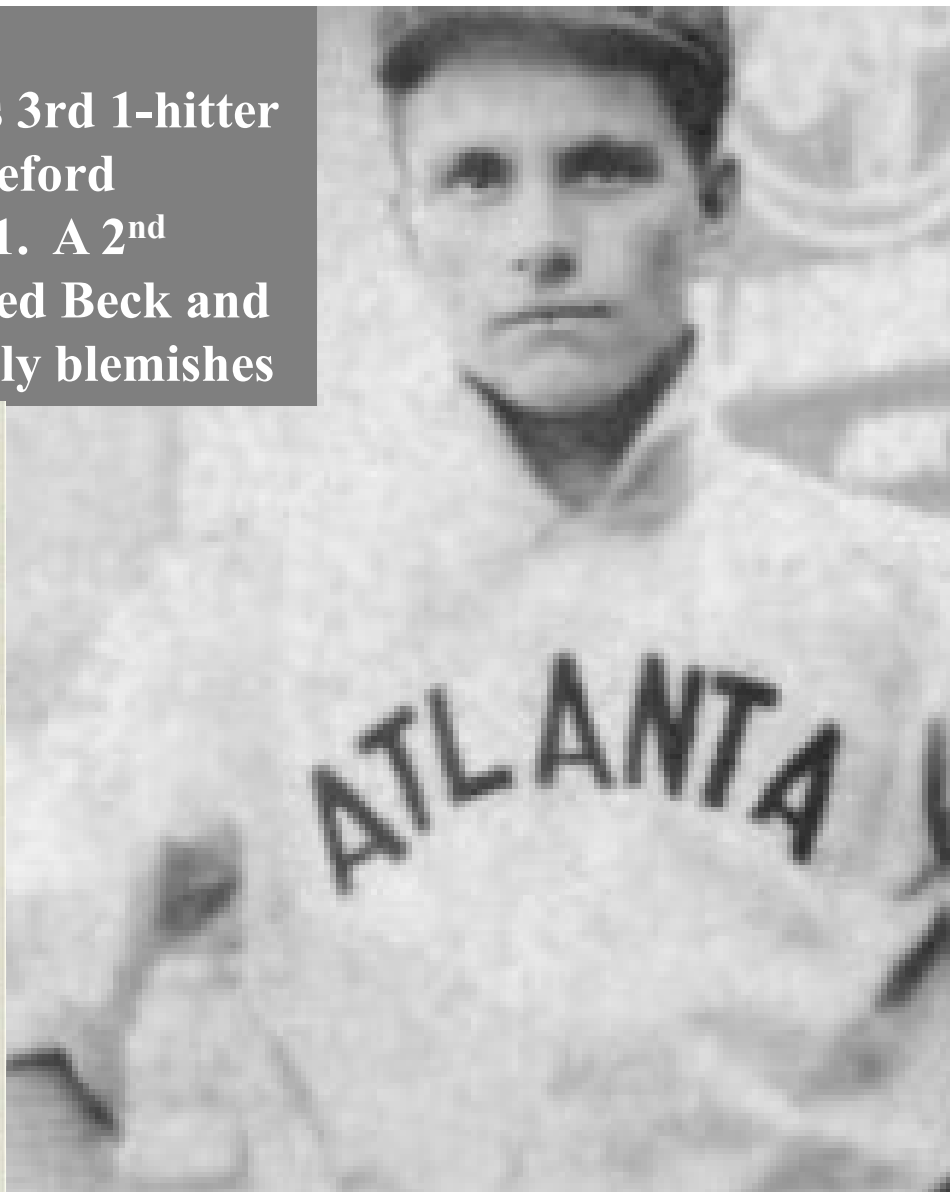
**September 14
King Cole leads Hyde
Park to a 3-0 win in
Cleveland. The only
Spider hit is a single by
Paul Meloan. Cole faced
31 hitters, walking 3.**



Meloan, Chicago Americans


September 15

Russ Ford threw his 3rd 1-hitter of the season as Hereford defeated Buffalo, 2-1. A 2nd inning double by Fred Beck and 3 errors were the only blemishes


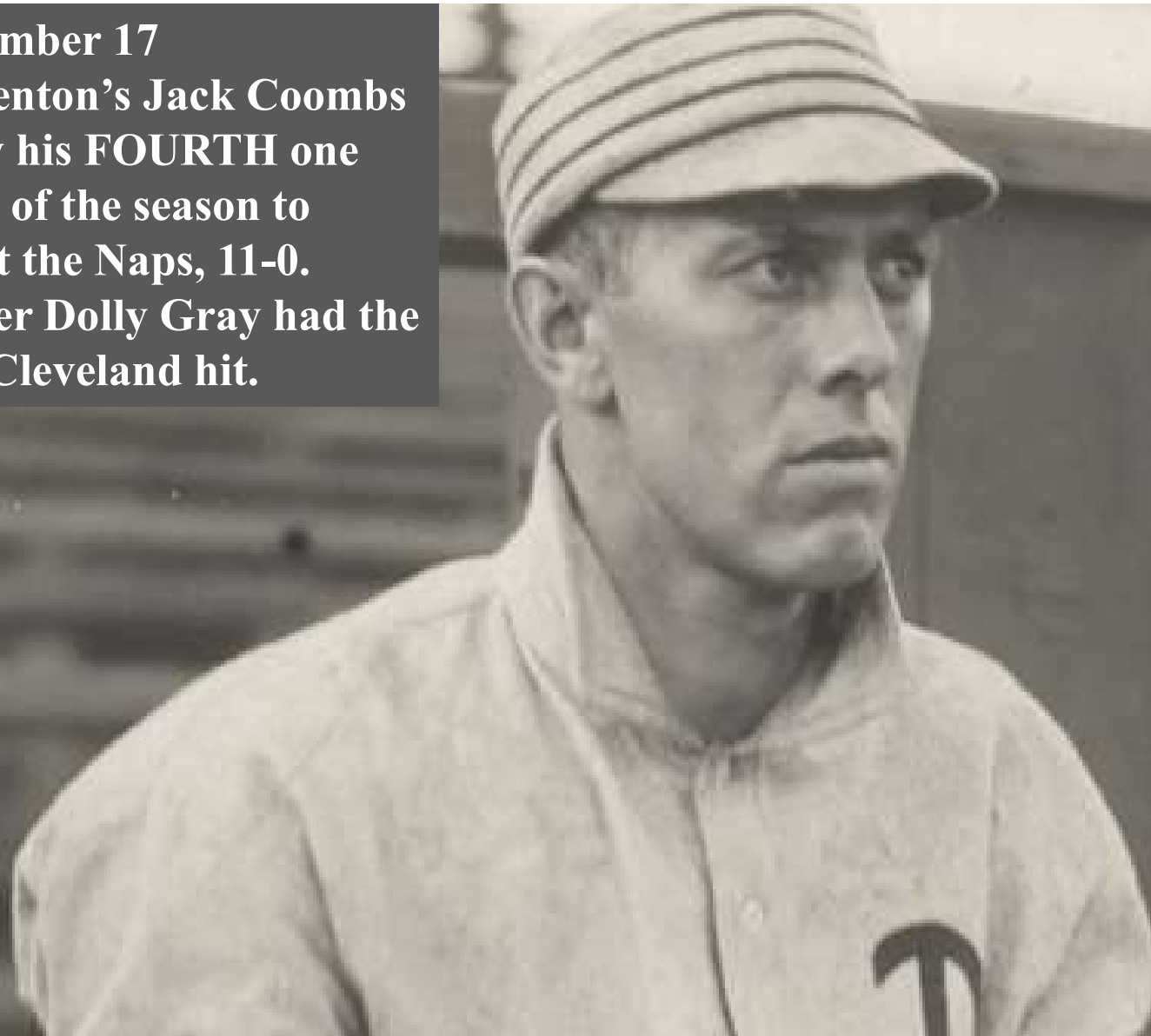


September 16

Jack Rowan walks 5 but allows only a single to Eddie Grant as Turin edges London, 1-0.



September 17
Bradenton's Jack Coombs
threw his FOURTH one
hitter of the season to
defeat the Naps, 11-0.
Pitcher Dolly Gray had the
only Cleveland hit.





**Eight times this season a pitcher struck out a dozen batters or more in one game.
Three of those came in extra inning games.**

K

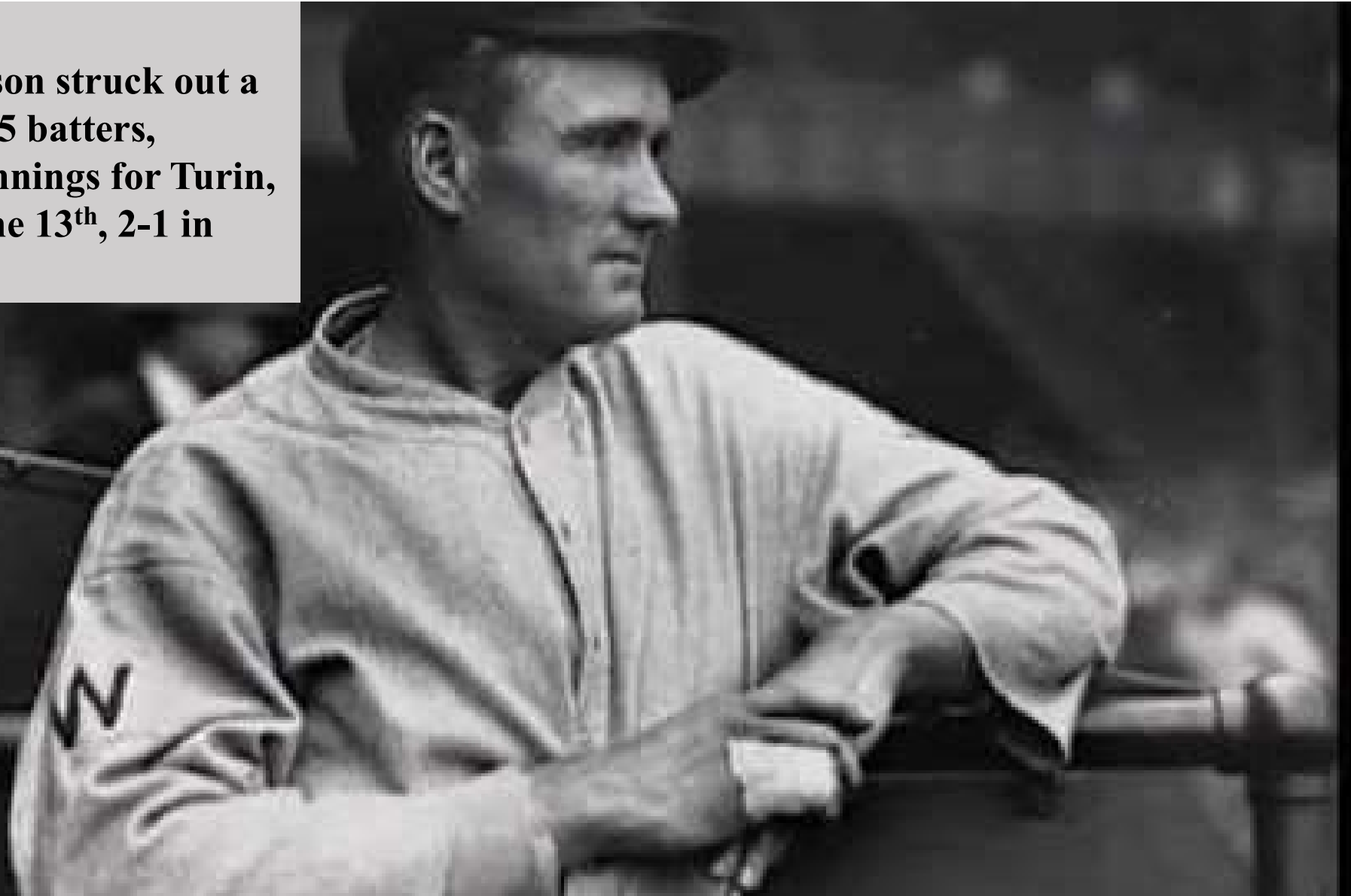


**June 22 – Jack Coombs fans
a dozen Mallards to win a 1-0
shutout for the Buckeyes.**



June 24

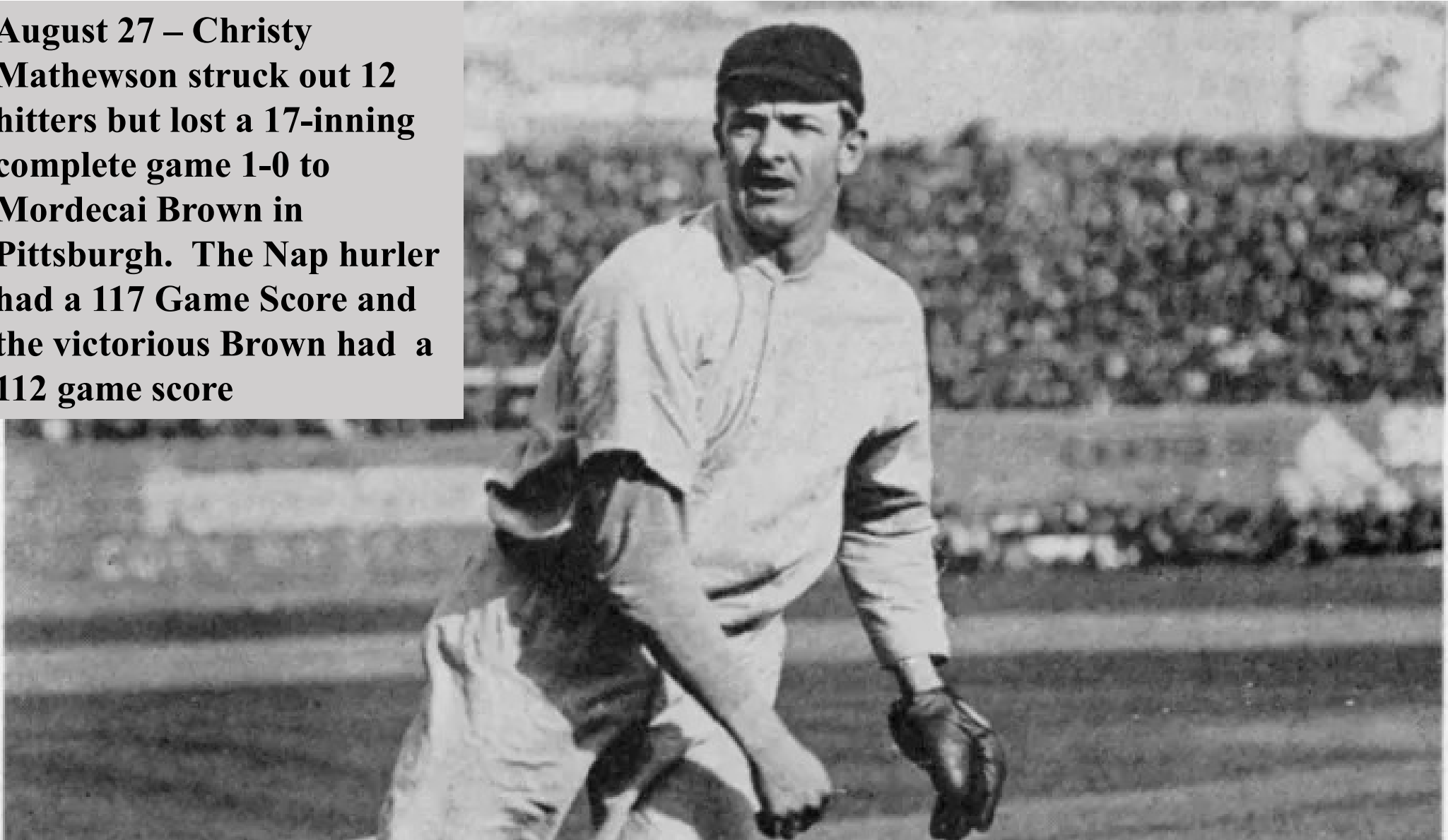
Walter Johnson struck out a season best 15 batters, pitching 12 innings for Turin, who last in the 13th, 2-1 in London.

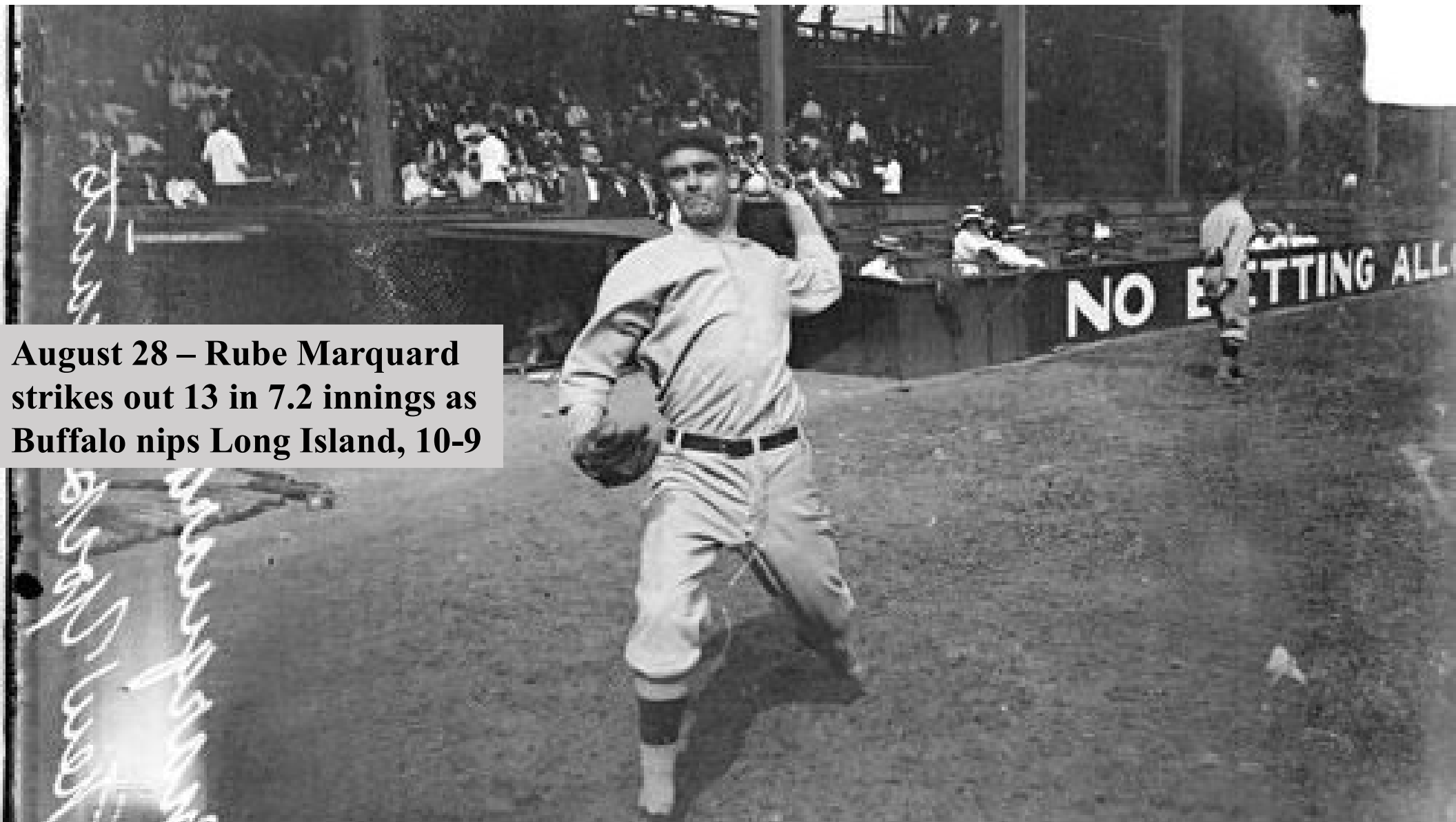


August 7 – Ed Walsh fans a dozen Wolverines in a 3-1 Cleveland Spider victory.

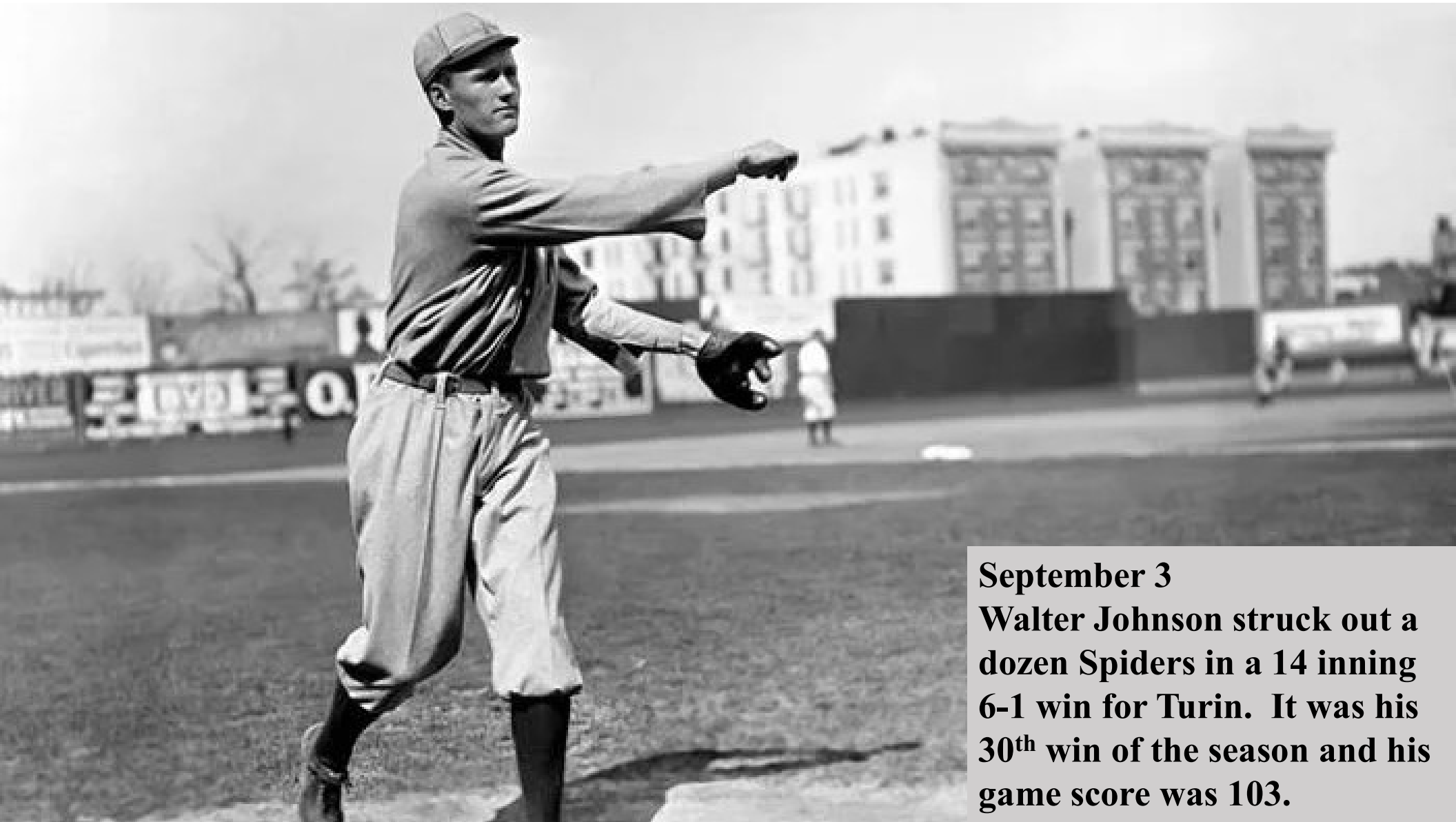


August 27 – Christy Mathewson struck out 12 hitters but lost a 17-inning complete game 1-0 to Mordecai Brown in Pittsburgh. The Nap hurler had a 117 Game Score and the victorious Brown had a 112 game score





August 28 – Rube Marquard strikes out 13 in 7.2 innings as Buffalo nips Long Island, 10-9



September 3


Walter Johnson struck out a dozen Spiders in a 14 inning 6-1 win for Turin. It was his 30th win of the season and his game score was 103.

September 13
Earl Moore strikes out a dozen
as Hereford defeats London
16-4.



September 15

Ray Golden lasts only 5.2 innings but strikes out 12 hitters as Long Island drops a 4-1 decision against in Cleveland. Winner Ed Walsh (right) had 11 strikeouts for the Spiders.





One hundred seventeen (117) games were settled in extra innings this season.

10 innings – 58

11 innings – 27

12 innings – 16

13 innings - 5

14 innings - 5

15 innings - 2

16 innings - 1



two games lasted 17 innings and one lasted 18 . . .

April 17 – Waukesha blew a 2-0 9th inning lead and stranded 18 runners before finally defeating London, 3-2 in the bottom of the 17th inning.

August 27 – 17 innings (see next page)

September 5 – 18 innings (see following)

BROWN vs. MATHEWSON

GREATEST TREAT *of THE YEAR* for BASEBALL FANS

CINCINNATI, OHIO, SEPT. 1, 1916.

"YOU CAN POSITIVELY
COUNT ON MY PITCHING
AGAINST BROWN ON
SEPT. 4th."

CHRISTY
MATHEWSON,
MANAGER
CINCINNATI REDS.

CHRISTY
MATHEWSON



"THREE
FINGERED"
BROWN

CHICAGO, ILL.
"MORDECAI BROWN
WILL BE READY
TO BATTLE
AGAINST
MATHEWSON
LABOR DAY."
JOE TINKER.

Pittsburgh Rebels at Cleveland Naps																										
Team	1	2	3	4	5	6	7	8	9	10	11	12														
Pittsburgh Rebels	0	0	0	0	0	0	0	0	0	0	0	0														
Cleveland Naps	0	0	0	0	0	0	0	0	0	0	0	0														
Team	13	14	15	16	17	R	H	E	LOB	DP																
Pittsburgh Rebels	0	0	0	0	1	1	8	0	7	1																
Cleveland Naps	0	0	0	0	0	0	5	0	9	1																
Pittsburgh Rebels (Game 127)																										
NAME	FT	AB	R	HR	BI	2B	3B	HR	TB	SO	BB	IBB	HBP	SH	SF	SB	CS	GDP	AVG	PO	A	E	DP	PB		
B. Byrne, 3b		7	0	3	0	0	0	0	3	0	0	0	0	0	0	0	0	0	1	.254	3	7	0	1		
R. Ellis, lf		5	1	0	0	0	0	0	0	1	1	0	0	1	0	1	0	0	.262	1	1	0	0			
T. Speaker, cf		7	0	0	0	0	0	0	0	1	0	0	0	0	0	0	0	0	.375	6	0	0	0			
D. Murphy, rf		6	0	0	1	0	0	0	0	2	0	0	0	1	0	0	0	0	.298	1	0	0	0			
J. Tinker, ss		7	0	1	0	0	1	0	3	3	0	0	0	0	0	0	0	0	.270	2	4	0	0			
C. Meyers, c		6	0	0	0	0	0	0	0	1	0	0	0	0	0	0	0	0	.286	6	1	0	0	0		
F. Truesdale, 2b		5	0	2	0	1	0	0	3	1	1	0	0	0	0	0	1	0	.215	5	7	0	0			
G. Stovall, 1b		5	0	0	0	0	0	0	0	1	0	0	0	1	0	1	0	0	.256	25	4	0	1			
T. Brown, p		6	0	2	0	0	0	0	2	2	0	0	0	0	0	0	0	0	.225							
Totals		54	1	8	1	1	1	0	11	12	2	0	0	3	0	2	1	1								
NAME	FT	G	SC	IP	H	R	ER	2B	3B	HR	BF	SO	BB	IBB	HB	SH	SF	WP	BK	IR	ERA					
T. Brown, W, 24-10		11	2	17.0	5	0	0	0	0	0	60	3	6	2	0	4	0	0	0	0	1.74	2	7	0	0	
Totals				17.0	5	0	0	0	0	0	60	3	6	2	0	4	0	0	0	0		51	31	0	1	0
Cleveland Naps (Game 128)																										
NAME	FT	AB	R	HR	BI	2B	3B	HR	TB	SO	BB	IBB	HBP	SH	SF	SB	CS	GDP	AVG	PO	A	E	DP	PB		
E. Collins, 2b		5	0	0	0	0	0	0	0	1	1	0	0	1	0	0	0	0	.288	3	3	0	1			
B. Bescher, cf		3	0	1	0	0	0	0	1	0	3	1	0	1	0	0	0	0	.238	7	0	0	0			
R. Oldring, rf		6	0	1	0	0	0	0	1	0	1	1	0	0	0	0	0	0	.288	7	0	0	0			
C. Hemphill, lf		5	0	0	0	0	0	0	0	0	0	0	0	2	0	0	0	0	.232	6	0	0	0			
A. Bridwell, ss		7	0	0	0	0	0	0	0	0	0	0	0	0	0	0	0	0	.295	2	6	0	1			
P. Graham, c		6	0	0	0	0	0	0	0	0	1	0	0	0	0	0	0	0	.262	12	2	0	0	0		
H. Steinfeldt, 3b		6	0	2	0	0	0	0	2	0	0	0	0	0	0	0	0	0	.251	2	2	0	0			
R. Hobbs, 1b		6	0	0	0	0	0	0	0	1	0	0	0	0	0	0	0	0	.208	12	0	0	1			
C. Mathewson, p		6	0	1	0	0	0	0	1	1	0	0	0	0	0	0	0	0	.218							
Totals		50	0	5	0	0	0	0	5	3	6	2	0	4	0	0	0	0								
NAME	FT	G	SC	IP	H	R	ER	2B	3B	HR	BF	SO	BB	IBB	HB	SH	SF	WP	BK	IR	ERA					
C. Mathewson, L, 19-14		11	7	17.0	8	1	1	1	1	0	59	12	2	0	0	3	0	1	0	0	2.29	0	3	0	0	

August 27
Three Finger Brown
battled Christy
Mathewson to a 16
inning draw before
Danny Murphy
squeezed home Rube
Ellis in the top of the
17th.
Mordecai won the
game with a Game
Score of 112.
Hard luck Matty drew
the loss despite a Game
Score of 117!

Team	1	2	3	4	5	6	7	8	9	10	11	12
Cleveland Spiders	0	0	0	0	0	0	2	0	0	0	0	0
Buffalo Mules	0	0	0	1	0	1	0	0	0	0	0	0

Team	13	14	15	16	17	18	R	H	E	LOB	DP
Cleveland Spiders	0	0	0	0	0	0	2	1	4	7	0
Buffalo Mules	0	0	0	0	0	1	3	8	3	11	0

Cleveland Spiders (Game 137)																								
NAME	FT	AB	R	HR	BI	2B	3B	HR	TB	SO	BB	IBB	HBP	SH	SF	SB	CS	GDP	AVG	PO	A	E	DP	PB
D. Gessler, lf		6	0	0	0	0	0	0	0	0	1	0	0	0	0	0	1	0	.220	8	1	0	0	
J. Titus, rf		6	0	0	0	0	0	0	0	1	1	0	0	0	0	0	0	0	.231	0	0	0	0	
T. Leach, cf		4	1	0	0	0	0	0	0	0	2	0	0	1	0	1	0	0	.305	8	0	0	0	
K. Bransfield, 1b		7	0	0	0	0	0	0	0	0	0	0	0	0	0	0	0	0	.207	17	1	0	0	
B. Carrigan, c		7	0	0	0	0	0	0	0	1	0	0	0	0	0	1	0	0	.231	8	1	1	0	1
D. Miller, 2b		7	1	0	0	0	0	0	0	1	0	0	0	0	0	0	0	0	.209	6	2	1	0	
T. Turner, ss		4	0	0	0	0	0	0	0	0	2	0	1	0	0	0	1	0	.213	2	10	0	0	
B. Purtell, 3b		6	0	1	1	0	0	0	1	0	0	0	0	1	0	0	0	0	.226	3	3	1	0	
E. Walsh, p		6	0	0	0	0	0	0	0	0	0	0	0	0	0	0	0	0	.161					
C. Shifflett, ph	I	1	0	0	0	0	0	0	0	1	0	0	0	0	0	0	0	0	.160	0	0	0	0	
C. Evans, p		0	0	0	0	0	0	0	0	0	0	0	0	0	0	0	0	0	-					
Totals		54	2	1	1	0	0	0	1	4	6	0	1	2	0	2	2	0						

NAME	FT	G	SC	IP	H	R	ER	2B	3B	HR	BF	SO	BB	IBB	HB	SH	SF	WP	BK	IR	ERA	
E. Walsh		1	2	17.0	6	2	1	2	0	0	61	6	2	1	0	0	0	0	0	0	0	1.18
C. Evans, L, 0-1		.1	2	1	1	0	0	0	0	0	5	0	1	1	1	0	0	0	0	0	0	27.00
Totals		17.1	8	3	2	2	0	0	0	0	66	6	3	2	1	0	0	0	0	0	0	


Buffalo Mules (Game 136)																								
NAME	FT	AB	R	HR	BI	2B	3B	HR	TB	SO	BB	IBB	HBP	SH	SF	SB	CS	GDP	AVG	PO	A	E	DP	PB
A. Wilson, c		8	0	1	0	1	0	0	2	0	0	0	0	0	0	0	0	0	.182	7	2	1	0	0
S. Magee, cf		6	1	1	0	0	0	0	1	2	2	1	0	0	0	1	0	0	.354	5	0	0	0	
T. Cobb, lf		5	1	1	0	0	0	0	1	0	1	1	0	0	0	0	1	0	.416	2	0	0	0	
B. Unglaub, 1f		2	0	1	1	0	0	0	1	0	0	0	0	0	0	0	0	0	.218	1	0	0	0	
F. Merkle, 1b		7	0	2	2	1	0	0	3	0	0	0	0	0	0	0	0	0	.307	28	2	0	0	
F. Beck, rf		7	0	0	0	0	0	0	0	1	0	0	0	0	0	0	0	0	.242	6	0	0	0	
A. McConnell, 2b		0	0	0	0	0	0	0	0	0	0	0	0	0	0	0	0	0	.236	1	0	0	0	
N. Katon, 2b		7	0	1	0	0	0	0	1	1	0	0	0	0	0	0	0	0	.232	2	4	1	0	
A. Phelan, 3b		7	0	0	0	0	0	0	0	1	0	0	0	0	0	0	0	0	.186	1	6	0	0	
G. McBride, ss		7	1	1	0	0	0	0	1	1	0	0	0	0	0	0	0	0	.193	0	10	1	0	
R. Collins, p		6	0	0	0	0	0	0	0	0	0	0	1	0	0	0	0	0	.103					
Totals		62	3	8	3	2	0	0	10	6	3	2	1	0	0	1	1	0						

NAME	FT	G	SC	IP	H	R	ER	2B	3B	HR	BF	SO	BB	IBB	HB	SH	SF	WP	BK	IR	ERA	
R. Collins, W, 16-10		1	2	18.0	1	2	0	0	0	0	63	4	6	0	1	2	0	0	0	0	0	2.52
Totals		18.0	1	2	0	0	0	0	0	0	63	4	6	0	1	2	0	0	0	0	0	

INJURIES : T. Cobb (2 days), A. McConnell (23 days)

September 5
Big Ed Walsh pitched 17 innings for the Spiders, earning a Game Score of 112 but got NO DECISION as Rip Collins pitched an 18 inning complete game with a Game Score of 124 for the Mules

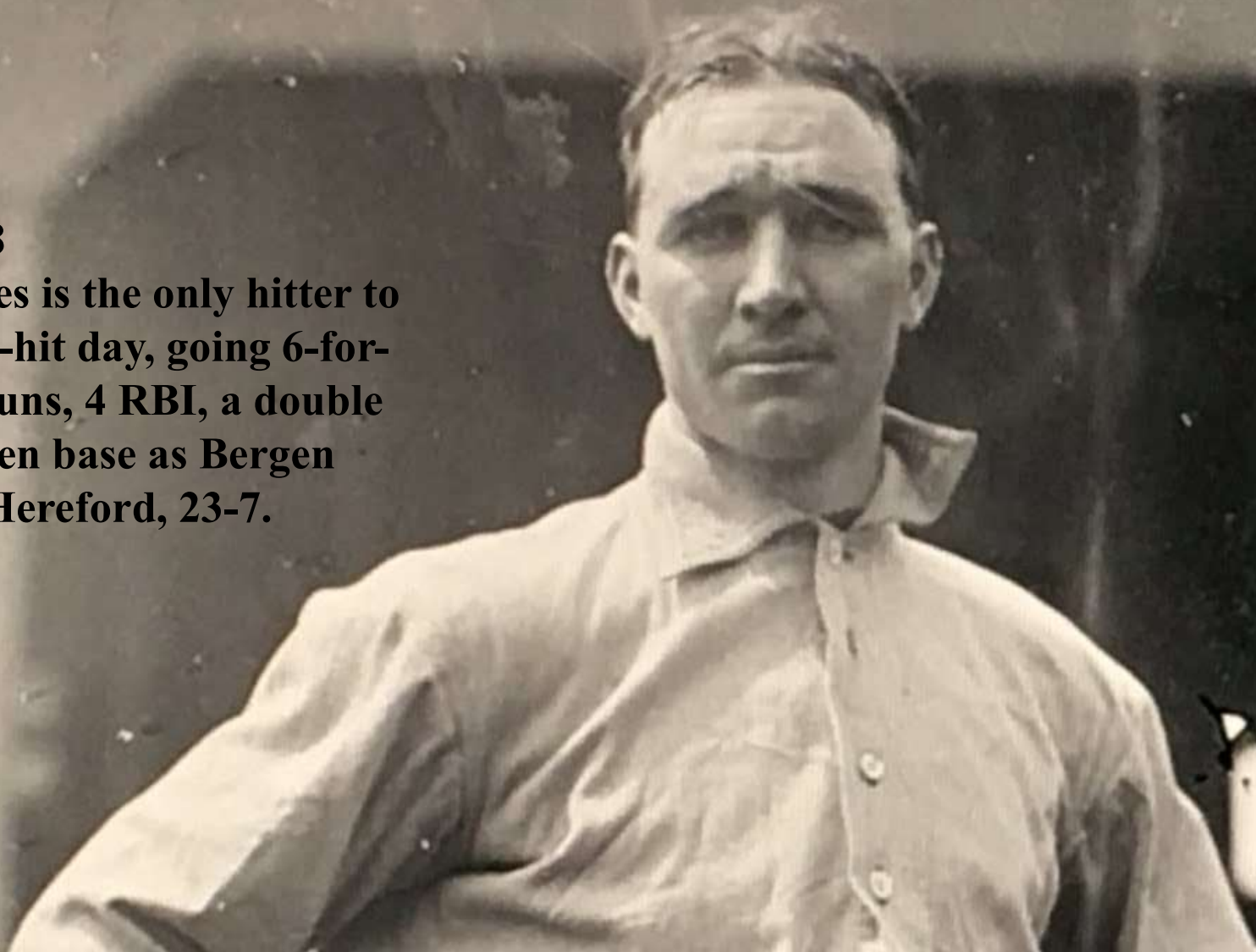
BIG ED WALSH






SUPER SIX

August 18
Davy Jones is the only hitter to
have a six-hit day, going 6-for-
7 with 4 runs, 4 RBI, a double
and a stolen base as Bergen
beats on Hereford, 23-7.





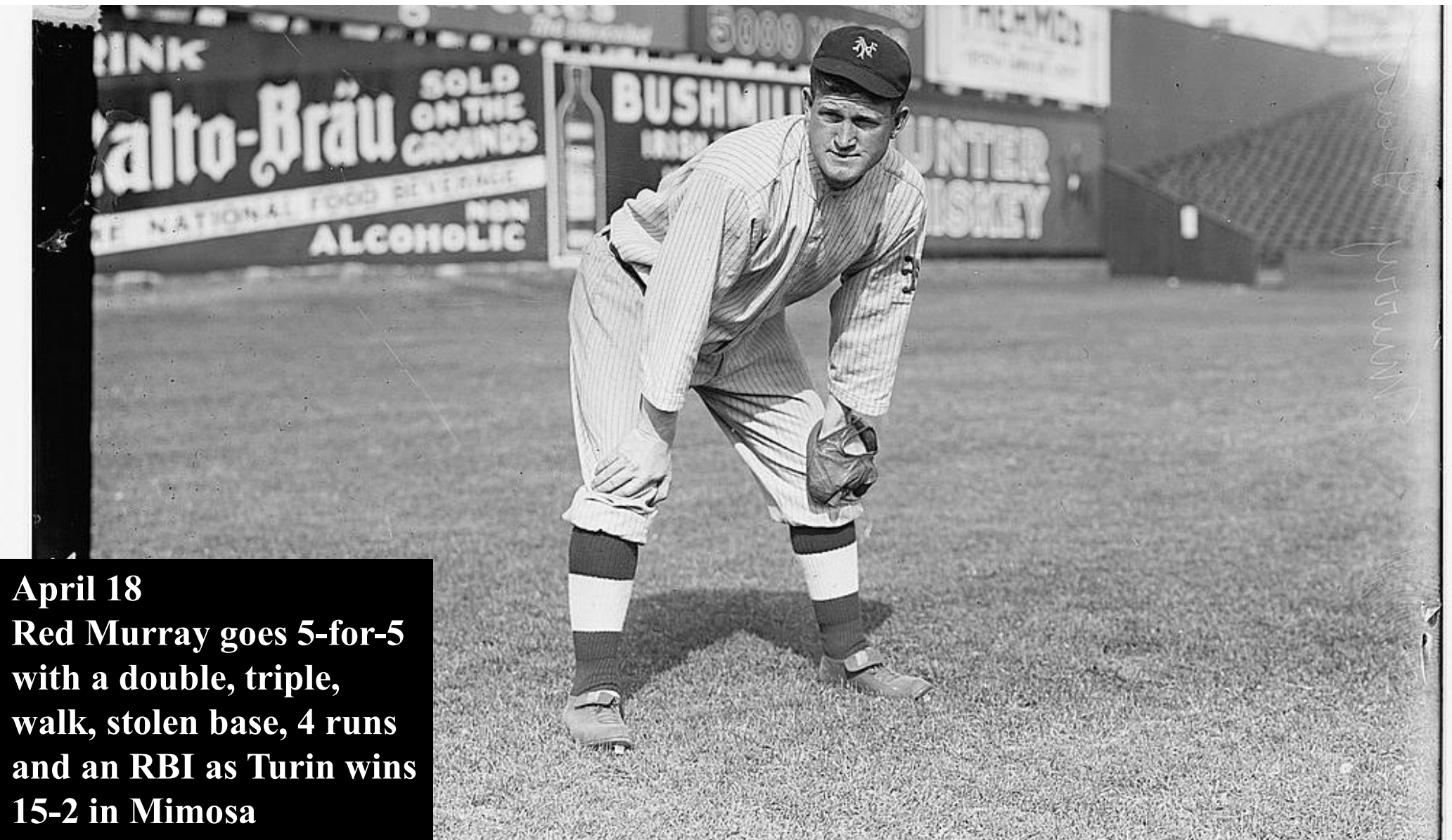
Nap LaJoie is the only player to have multiple 5-hit games this season. He did it three times for Bradenton, 4/29 5-for-6 in Hyde Park 8/31 5-for-6 in Mimosa 9/20 5-for-6 in Bergen



NAPOLEON LAJOIE
Cleveland American League



www.baseball-almanac.com



April 18
Red Murray goes 5-for-5
with a double, triple,
walk, stolen base, 4 runs
and an RBI as Turin wins
15-2 in Mimosa

Red Murray



June 17

John Flynn goes 5-for-6 with 6 RBI and 3 runs as Hereford wins 15-2 in Long Island.



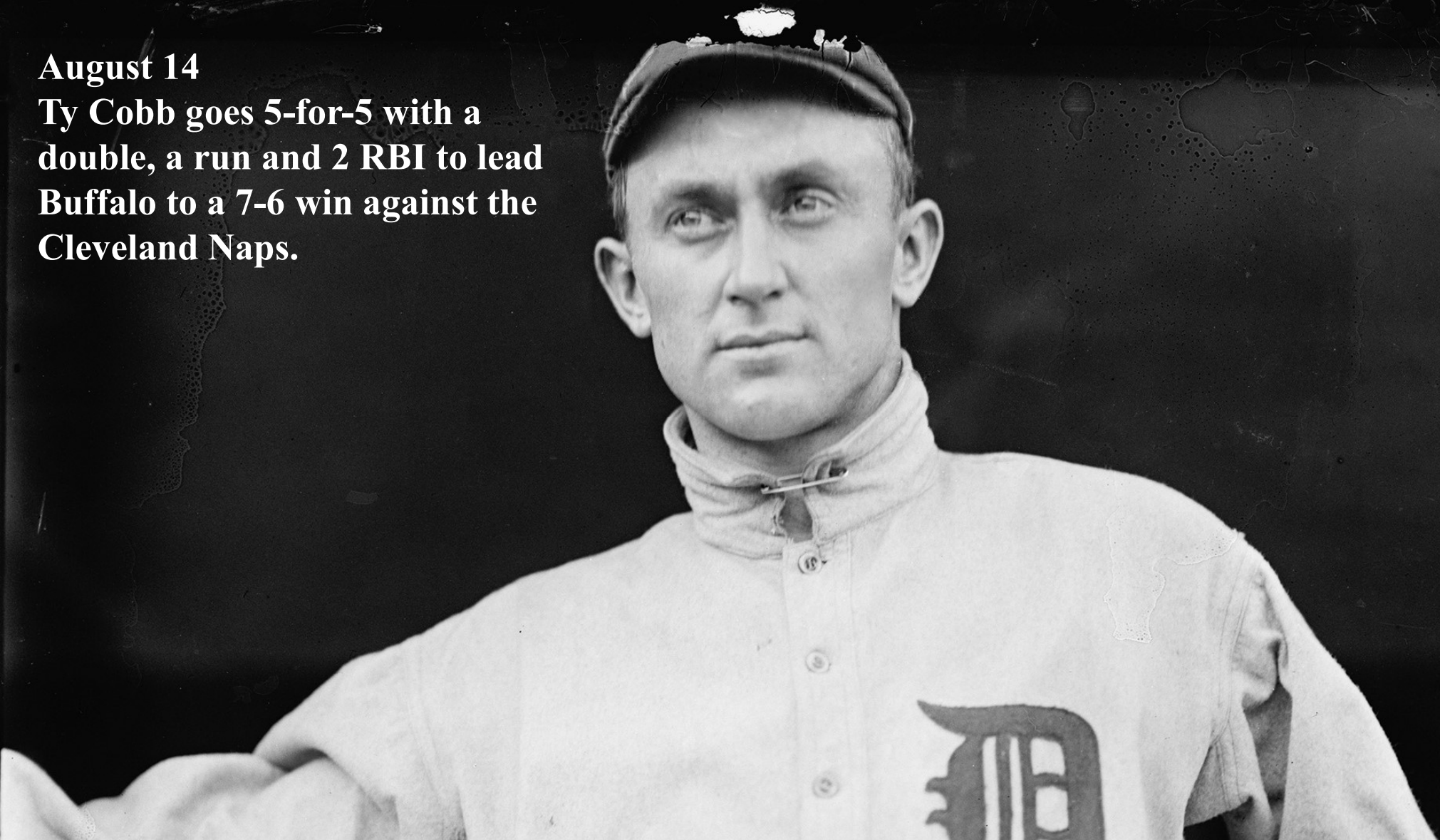


August 7
Fred Beck goes 5-for-6 with 2 home runs, 2 doubles, 3 runs and nine RBI as Buffalo shuts out Bergen, 17-0.




August 14

Ty Cobb goes 5-for-5 with a double, a run and 2 RBI to lead Buffalo to a 7-6 win against the Cleveland Naps.

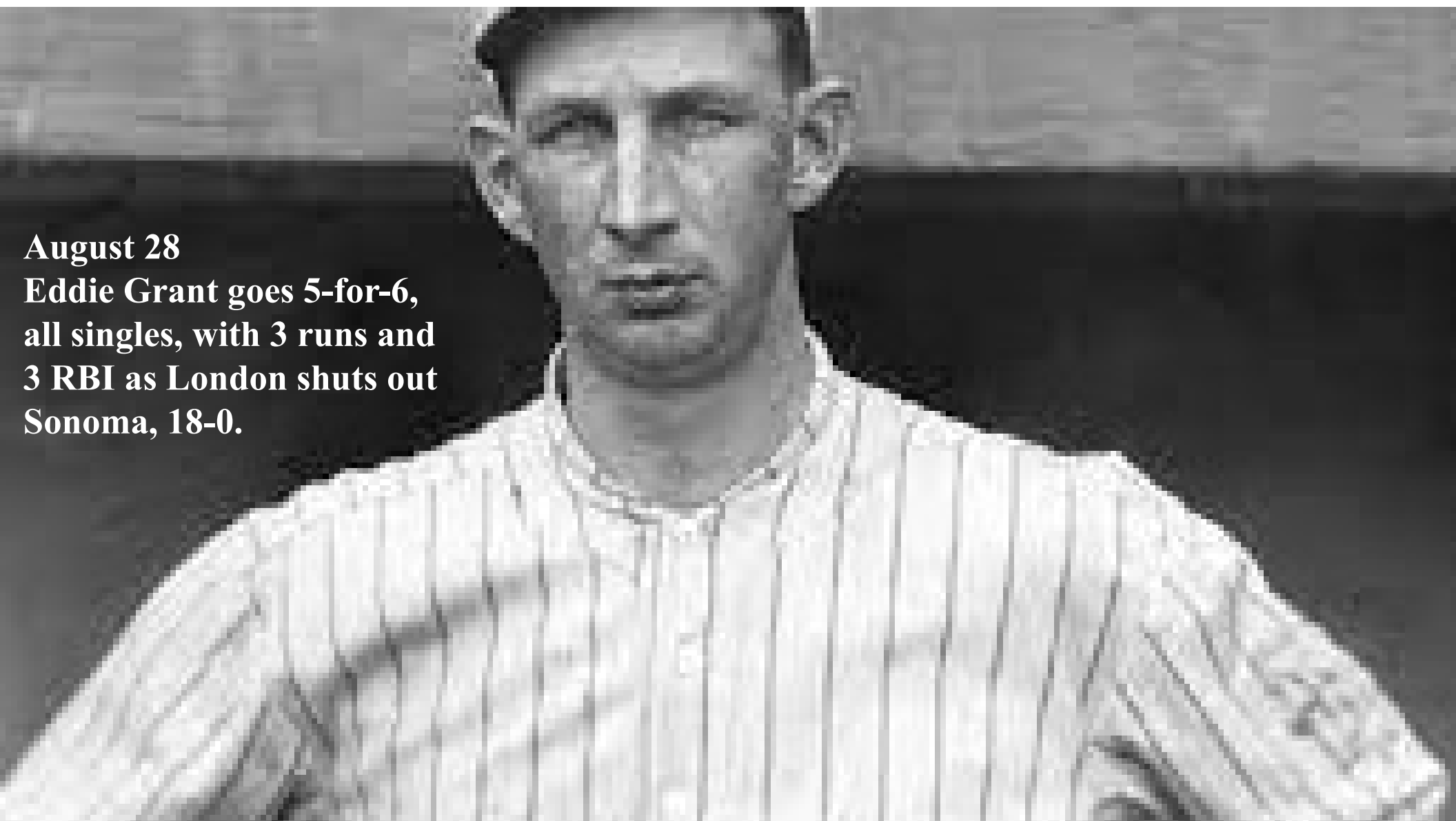


August 16
Fred Merkle's 5-for-6 day
produces 4 RBI and 3 runs.
All five of his hits are doubles
as Buffalo wins 23-6 in
Mexicali



August 17
Grover Land has five singles
in six at bats as Grand
Rapids wins 20-7 in Long
Island

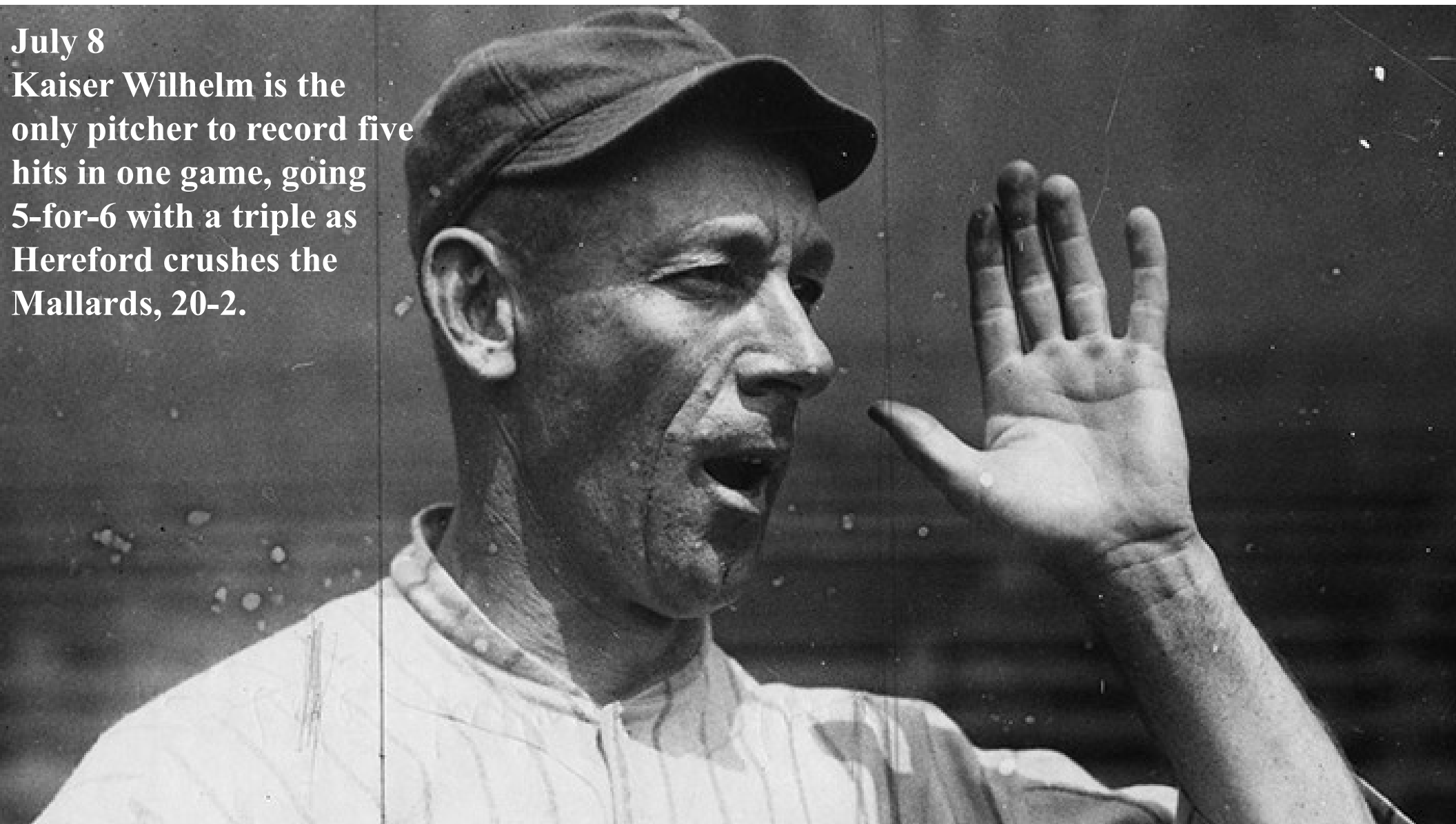




August 28

**Eddie Grant goes 5-for-6,
all singles, with 3 runs and
3 RBI as London shuts out
Sonoma, 18-0.**

July 8
Kaiser Wilhelm is the
only pitcher to record five
hits in one game, going
5-for-6 with a triple as
Hereford crushes the
Mallards, 20-2.




September 3


**Ray Thomas goes 5-for-6 with
2 triples, 2 runs and an RBI
but Bergen still loses 12-11 in
10 innings to Mimosa.**



**September 10
Jake Daubert goes 5-for-5
with a double, 2 runs and 3
RBI to lead Long Island to an
11-6 win over Sonoma.**

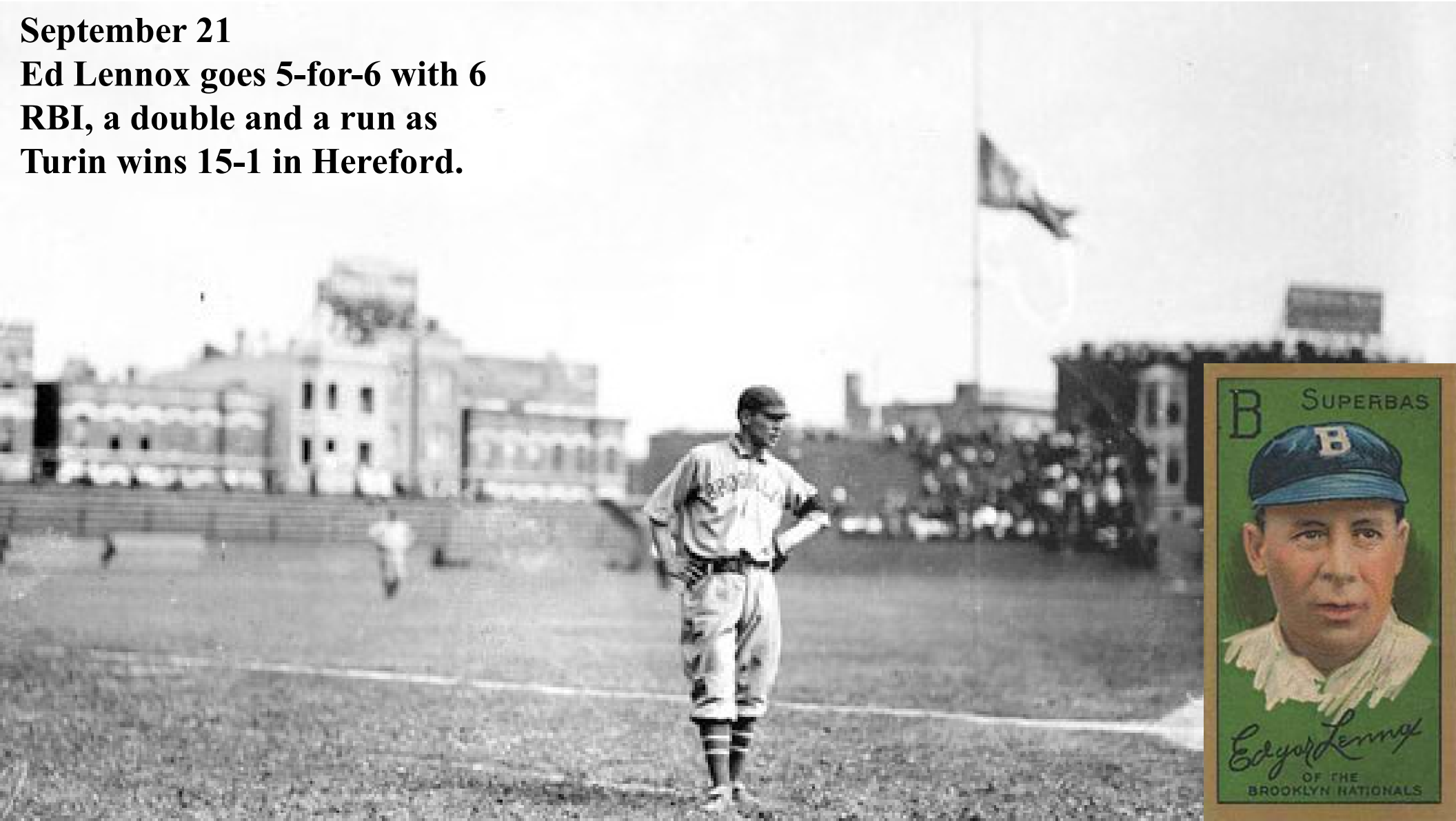


September 21
Johnny Bates goes 5-for-6
with 2 runs and an RBI to
lead Grand Rapids to a 9-4
win in Waukesha.



September 21

**Ed Lennox goes 5-for-6 with 6
RBI, a double and a run as
Turin wins 15-1 in Hereford.**



Long Ball



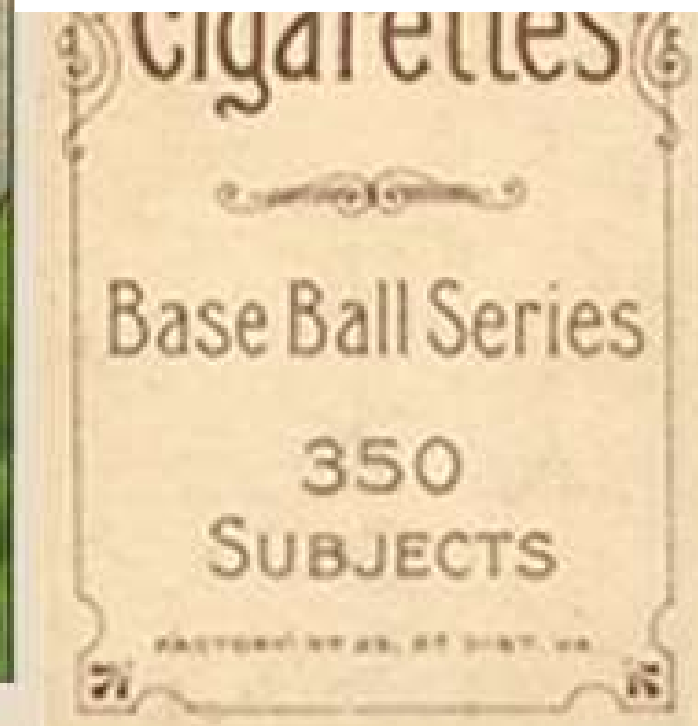
July 23
Frank LaPorte hits
two home runs with
a double to push
Turin to a 4-2 win
in Buffalo.





August 7

Fred Beck hits two Home runs and drove in nine runs to lead Buffalo to a 17-0 win in Bergen. Fred also had two doubles, a single, scoring three runs.



August 12
Ed Lennox hits two Home Runs
with a single and a double to lead
Turin to a 15-3 win over Mexicali



August 12

For the third time in his career, Player-Manager Ed Habscher hits two home runs in a game, but London still drops a 4-3 decision in Bergen



EXTRA BASES





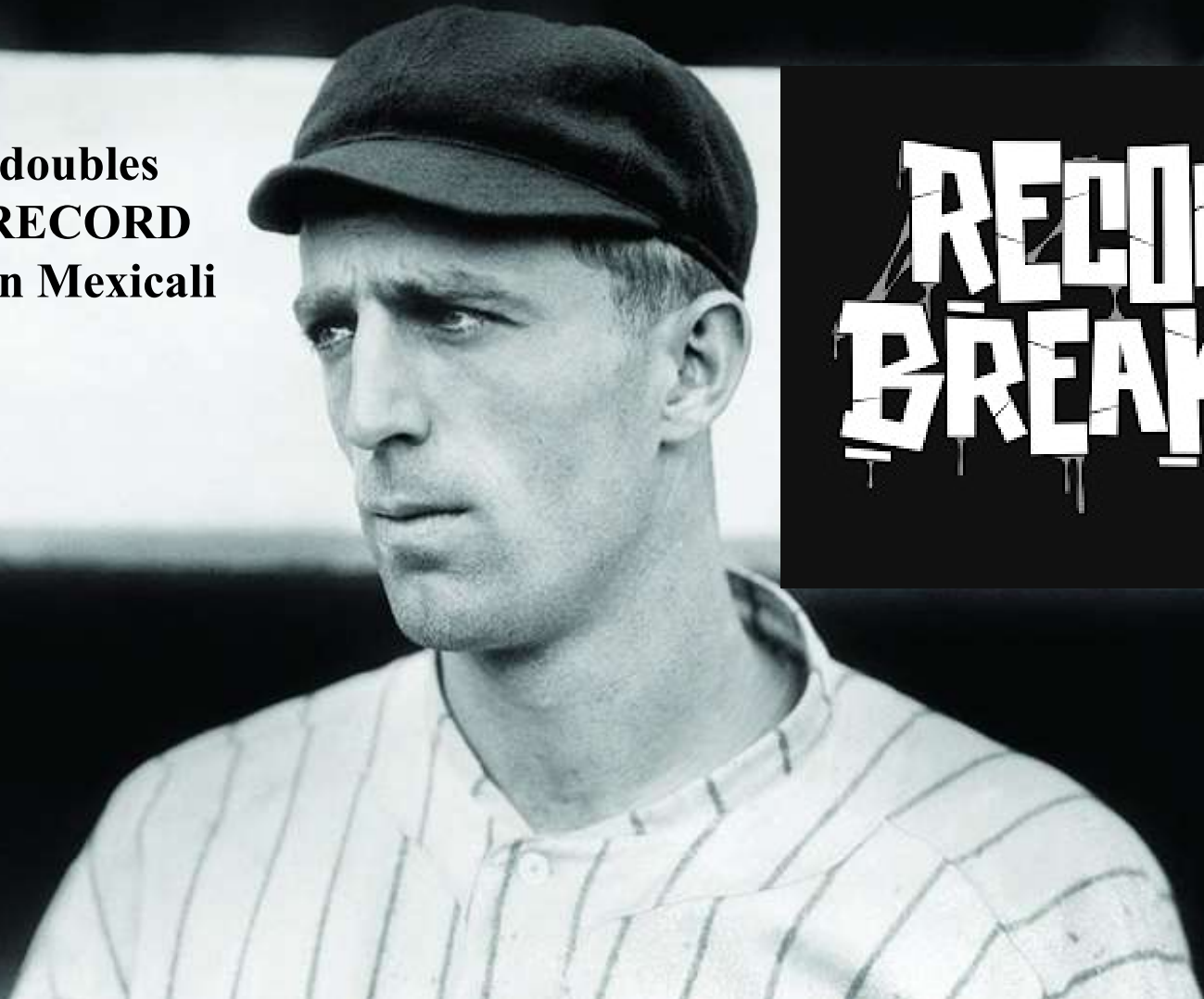
August 7

Fred Beck has 4 extra base hits: 2 home runs and 2 doubles (with a single) as Buffalo shuts out Bergen, 17-0.



August 16

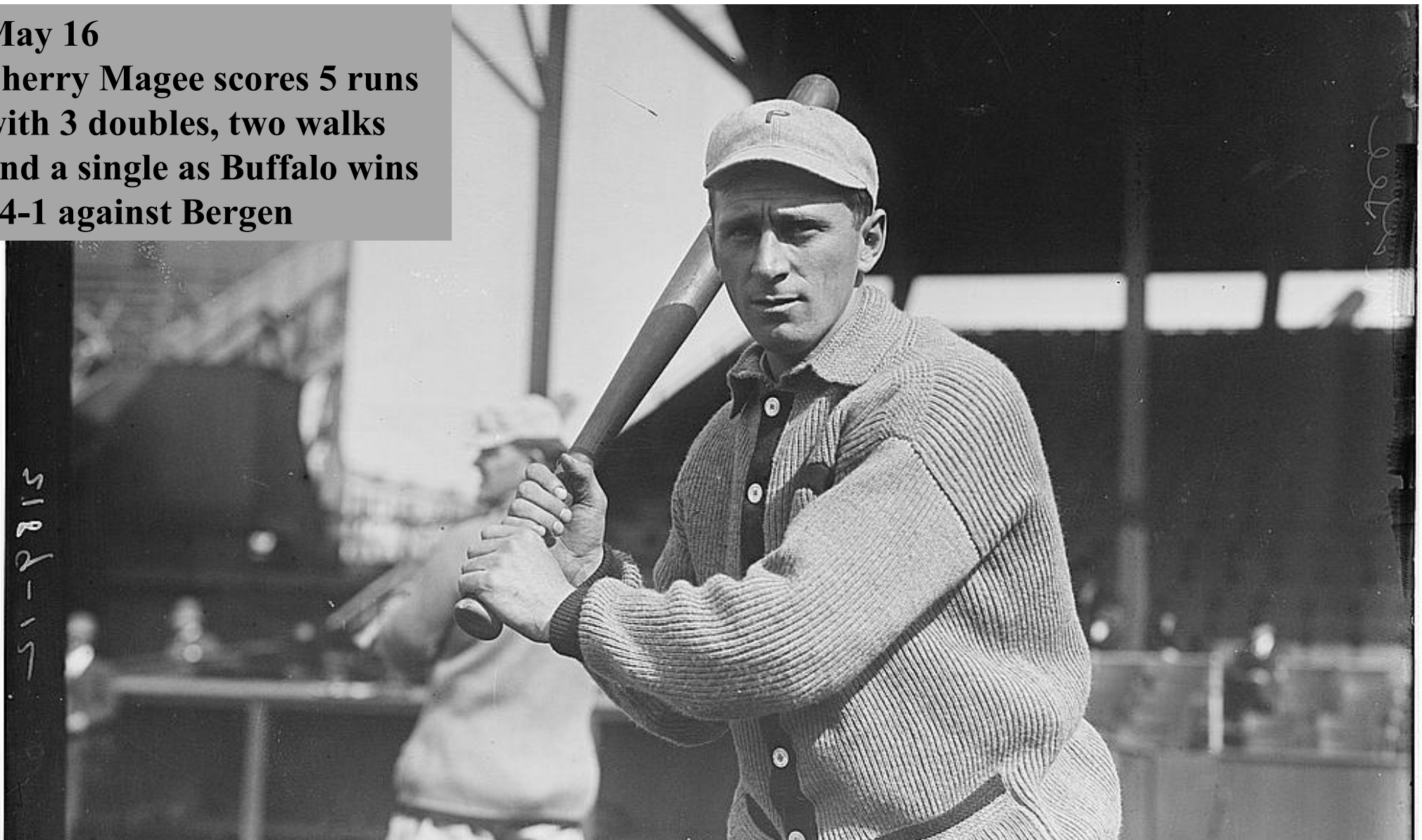
**Fred Merkle has five doubles
setting a new TCBA RECORD
as Buffalo wins 23-6 in Mexicali**



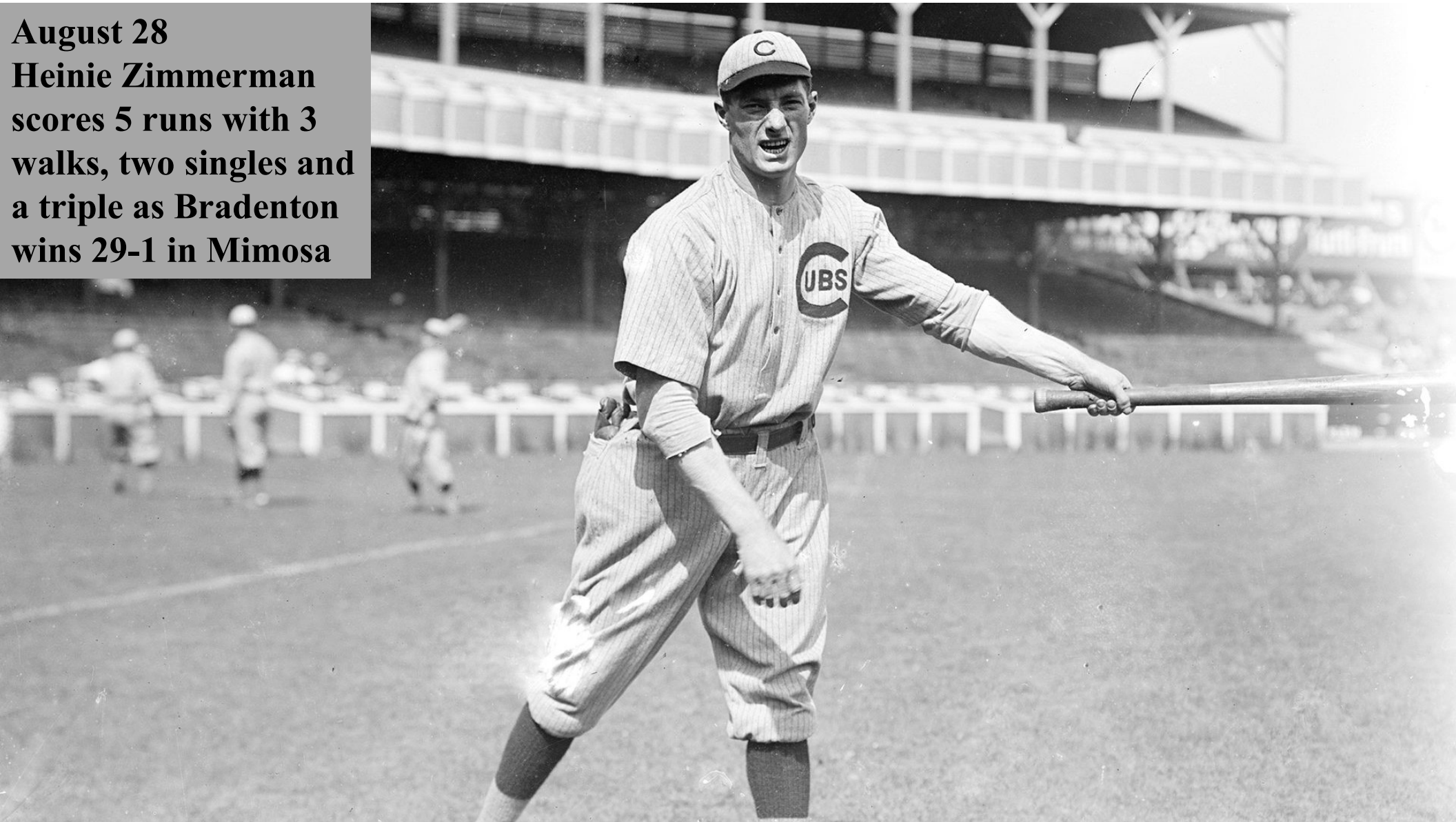
**RECORD
BREAKER**



May 16
Sherry Magee scores 5 runs
with 3 doubles, two walks
and a single as Buffalo wins
24-1 against Bergen



August 28
Heinie Zimmerman
scores 5 runs with 3
walks, two singles and
a triple as Bradenton
wins 29-1 in Mimosa



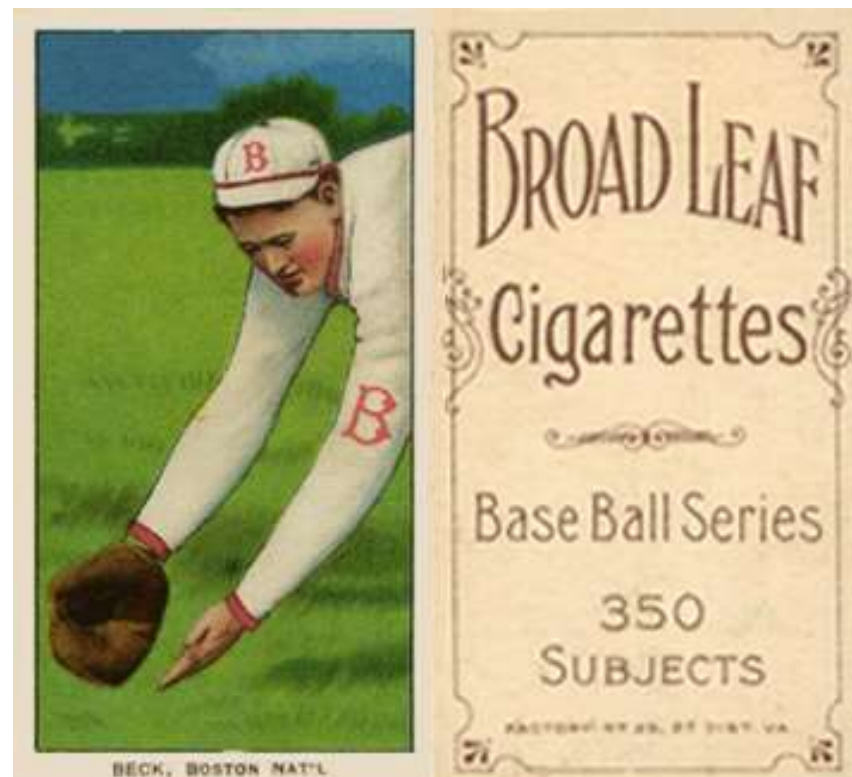


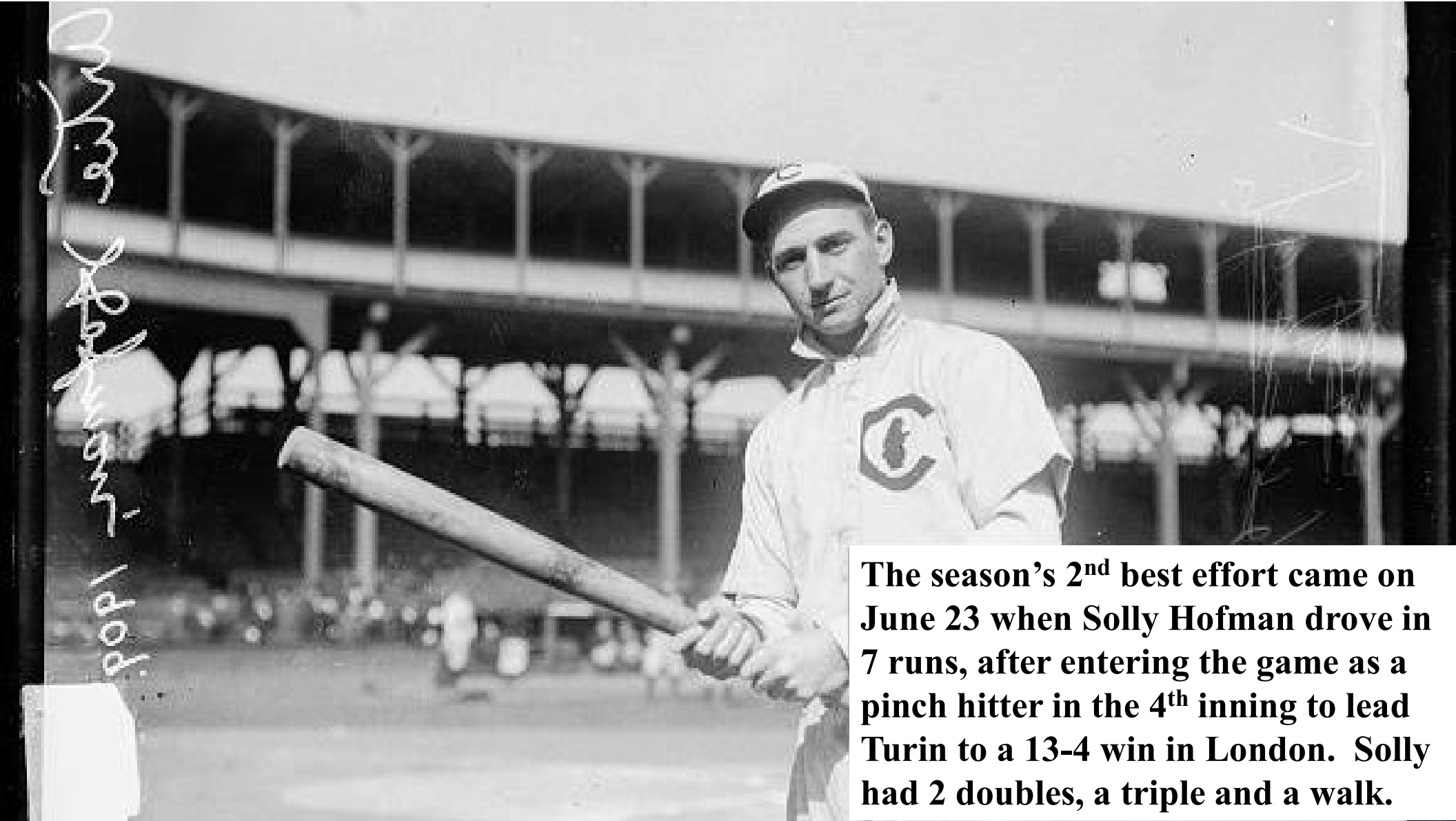
**SEASONS
BEST**



August 7

Fred Beck drove in NINE runs to lead Buffalo to a 17-0 win in Bergen. Fred had two doubles, a single and two home runs and scored three runs.





The season's 2nd best effort came on June 23 when Solly Hofman drove in 7 runs, after entering the game as a pinch hitter in the 4th inning to lead Turin to a 13-4 win in London. Solly had 2 doubles, a triple and a walk.

A row of ten wooden blocks, each with a letter, spelling out the word "PATIENCE". The blocks are arranged horizontally on a gravel surface. The background is a blurred outdoor scene with green foliage and a tree trunk.

P A T I E N C E

Ten times this season a player drew four (4) walks in one game.

**Johnny Evers did it twice for
Hereford. The other eight were
Roy Hartzell (HP)
Vin Campbell (BR)
Frank Truesdale (PR)
Billy Purtell (CS)
Larry McLean (TU)
Ed Konetchy (GW)
Herbie Moran (LI)
and
Chief Chouneau (BE)**





thou shalt

not steal



Five players stole four (4) bases in one game this year: Doc Egan (MI, 5/30), Harry Hooper (HP, 6/03), Hank Gowdy (LI, 7/26), Bert Daniels (ME, 8/4) and Sherry Magee (BU, 8/8). The efforts of Hooper and Gowdy failed to propel their teams to victory, however.





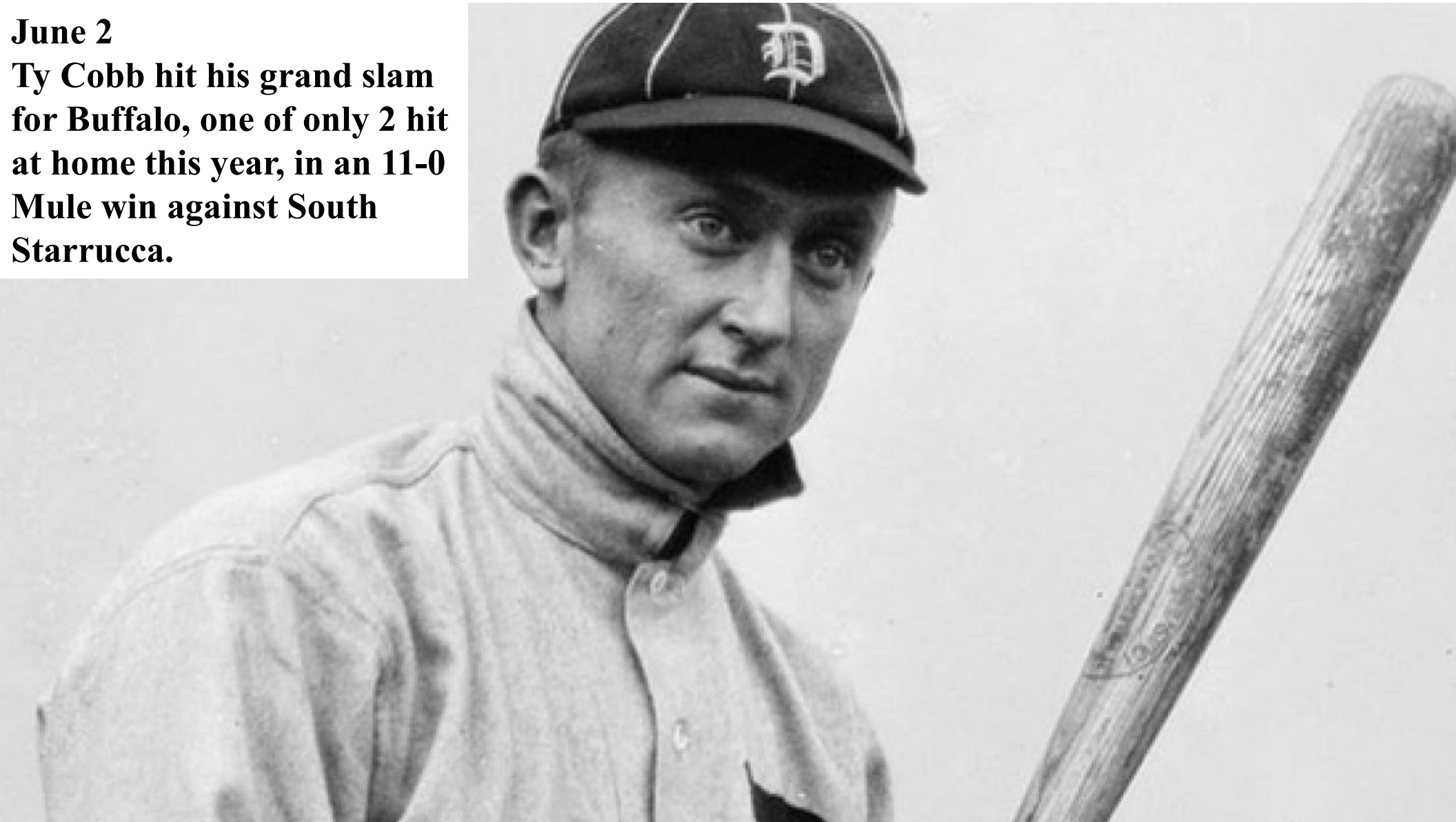
Ten grand slam home runs were hit in the 1911 season. Four of those were by Player-Managers!



Bradenton's Vin Campbell was the only player to hit two grand slams this year. He hit the 1st (April 18) and the last (Sept 21) of the year.

June 2

**Ty Cobb hit his grand slam
for Buffalo, one of only 2 hit
at home this year, in an 11-0
Mule win against South
Starrucca.**





July 1
Bob Bescher's Grand Slam
came in a 21-5 Cleveland
Nap win in Long Island

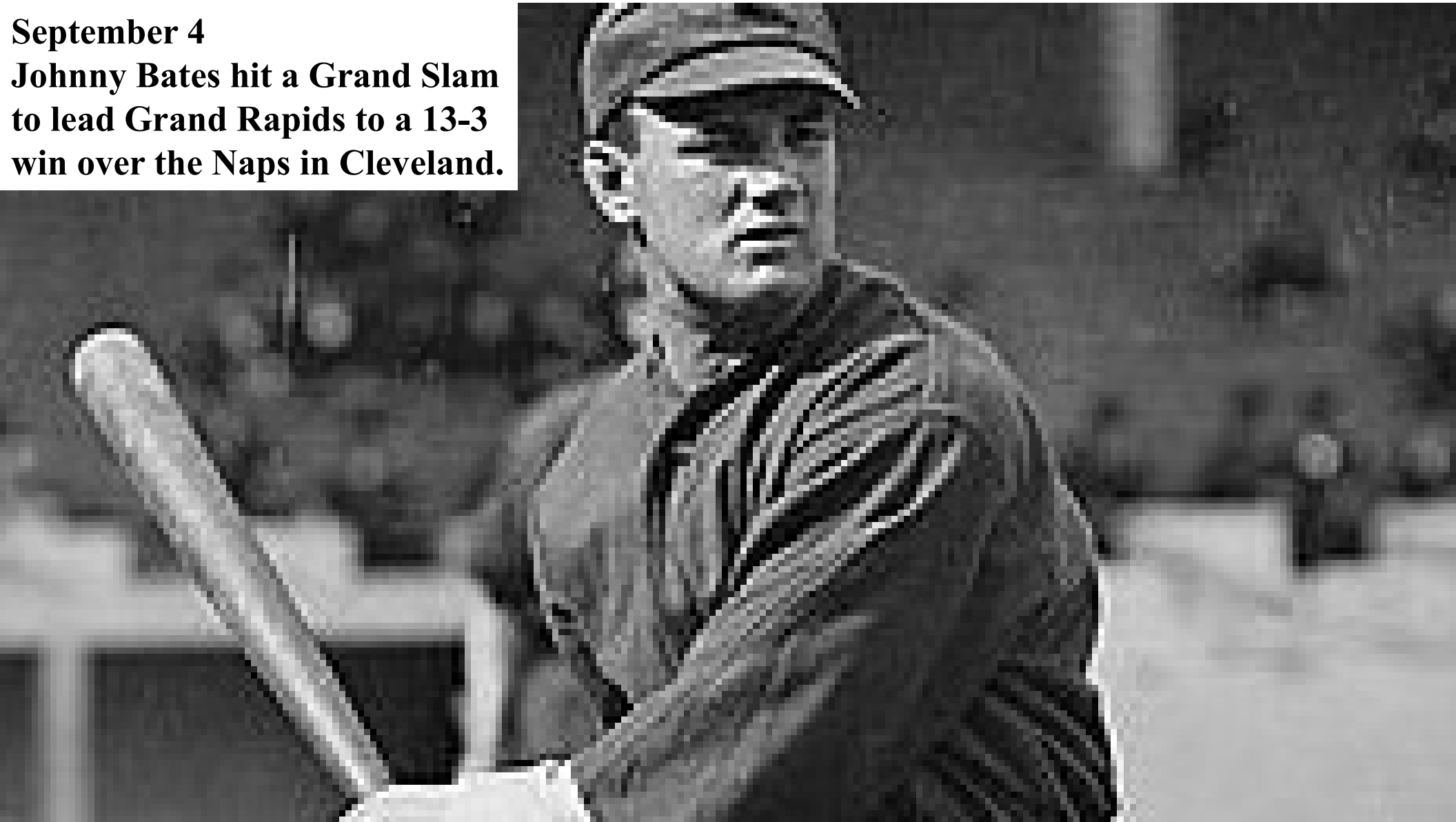
August 30

Wildfire Schulte hit a Grand Slam to help Hyde Park win 9-4 in Cleveland against the Naps.



September 4

**Johnny Bates hit a Grand Slam
to lead Grand Rapids to a 13-3
win over the Naps in Cleveland.**





July 24


Player-Manager Roy Hobbs hit a grand slam and drove in 5 runs with a double and 2 singles as his Naps cruised to a 20-2 win in Bergen.



May 8
Player-Manager Al Keefer hit a
Grand Slam home run, with a
single as his Mallards triumphed
13-1 in Bergen

May 17


**Player-Manager Jim “Mac”
McEneaney hit a Grand Slam
home run, singled and drove
in 6 runs as his Islanders won
8-4 in Pittsburgh.**





**July 25
Player-Manager
Larry “Tex”
Smith hit a first
inning Grand
Slam home run
to lead his
Mirthmakers to a
6-2 win against
Grand Rapids.
It was one of only
two grand slams
hit by a home
team this year.**

CYCLES





**NO
CYCLES
WERE
HIT
THIS
YEAR**



**Teams scored double digit runs in 178 of our 1,233 games (one playoff) this year. Four times both clubs scored in double digits (11-10, 11-10, 12-11 and 12-10).
Nine times a club scored 20 or more runs (see next page)**

10 Runs – 46 times
11 Runs – 37 times
12 Runs – 20 times
13 Runs – 20 times
14 Runs – 19 times
15 Runs - 15 times
16 Runs - 6 times
17 Runs - 6 times
18 Runs - 3 times
19 Runs - 1 time
20+ Runs- 9 times

Total - 182 times



20

Twenty Plus

May 4 – South Starrucca smashes visiting Long Island, 20-5

May 16 – Buffalo bashes host Bergen, 24-1

July 1 – Cleveland Naps clobber host Long Island, 21-5

July 17 – Mexicali murders visiting Long Island, 21-3

July 24 – Cleveland Naps crush host Bergen, 20-2

August 16 – Buffalo batters host Mexicali, 23-6

August 17 – Grand Rapids grinds down host Long Island, 20-7

August 18 – Bergen beats guest Hereford, 23-7

August 28 – Bradenton sets a season high, scoring 29 times in Mimosa to win by 28 runs, 29-1.



29



The image features a stylized graphic logo. At the top and bottom are semi-circular segments of a globe, colored blue, white, and red. A red banner with a black outline is draped across the center. The banner is split into two sections: the left section is white and contains the word 'HIT' in red, blocky letters with black shadows; the right section is red and contains the word 'PARADE' in white, blocky letters with black shadows.

HIT

PARADE

Twenty-eight (28) times a team cracked 20 or more base hits in one ball game this season. The most were the 28 banged out by Bergen (8/18 vs HH) when the Barflies scored 14 times in the 5th inning!

**Bradenton did it most often – six times
Pittsburgh did it three times.**

**Bergen, Buffalo, Grand Rapids, Hereford,
Hyde Park, Mexicali, South Starrucca and
Turin each did it twice.**

**London and both the Cleveland Naps and
Spiders did it once.**



STANDARDS

May 12 – The Cleveland Naps stranded a season high NINETEEN runners in a 6-2, 16 inning loss to Mexicali

The Naps also stranded 17 runners in a 7-3 nine inning win in Bergen, setting the standard this year in regulation.

Three other times, teams left 18 men on base in games of fourteen plus innings.

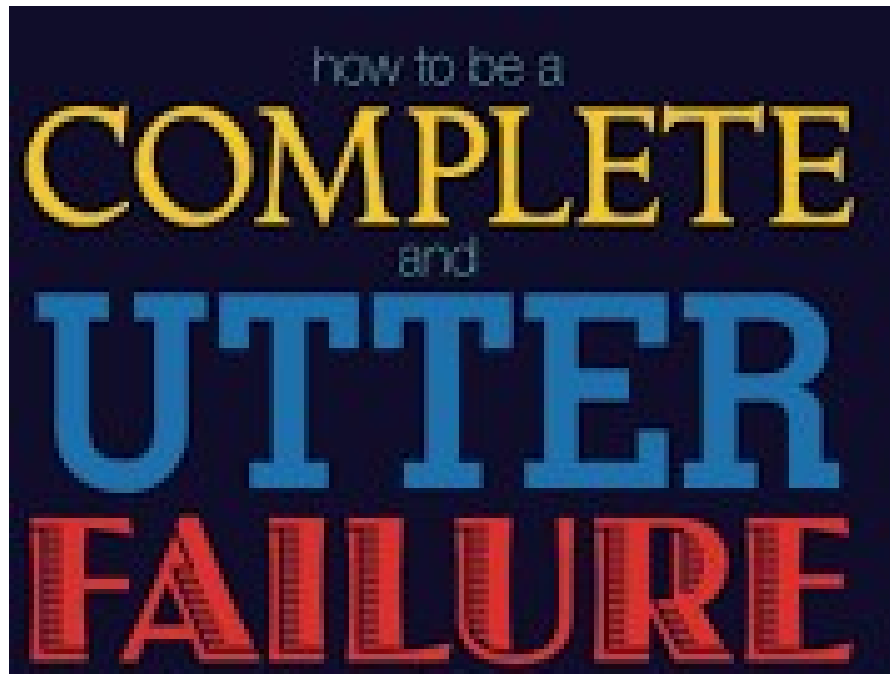


LOB

ERROR

South Starrucca and Pittsburgh took turns committing 8 errors against one another. SO allowed 9 unearned runs in a May 28 loss to their guests. The Alleghenies returned the favor on August 21, allowing 7 unearned runs in a 15-2 loss to their guests.

But the roughest fielding day came on July 17 when visiting Long Island made NINE errors in Mexicali, allowing 13 unearned runs in their 21-3 loss to the Mallards.



FUMBLE

FINGERS

I'm all thumbs.

Six times this season one player made four errors in one game:

5/18 – Tony Smith, BR, Shortstop

5/19 – Jimmy Walsh, MI, Shortstop

5/19 – Tom Downey, SO, Shortstop

5/28 – Larry Doyle, SO, 2nd Base

7/12 – Red Braun, HP, 1st Base

8/27 – Al Keefer, ME, 2nd Base
(13 inning win)



DoublePlay

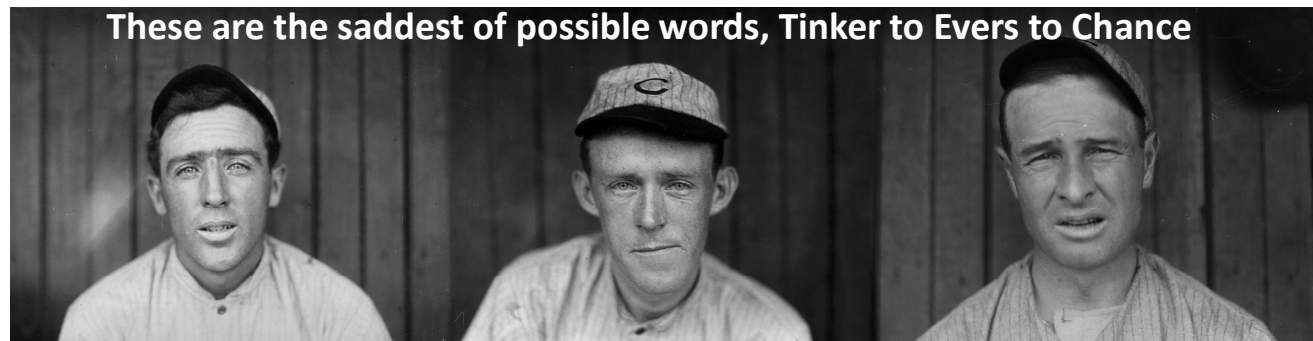
The image features the word "DoublePlay" in a bold, red, cursive-style font. The letters are outlined in white and have a dark blue shadow behind them, giving it a 3D effect. Below the text is a red banner that tapers at both ends, also outlined in white and blue. The entire graphic is set against a white background.

five



No team turned more than four double plays in any one game this year. Bergen did turn four DP's twice in a game. Buffalo, Cleveland Naps, Grand Rapids, London, Long Island, Mexicali, Mimosa and Waukesha (in 11 innings) each did it once.

**Half were in losing causes.
Half were in winning efforts.
They either "saved the day" or
were the result of so many runners
on base.**





**We had NO TRIPLE PLAYS
this season.**





The 30 players with the highest Batting Average

Rank	Name	Tm	Lg	AVG	PA
1	Cobb, T.	BU	TCBA	.413	613
2	Lajoie, N.	BR	TCBA	.397	695
3	Speaker, T.	PR	TCBA	.365	610
4	Magee, S.	BU	TCBA	.342	662
5	Snodgrass, F.	GW	TCBA	.337	489
6	Wagner, H.	WA	TCBA	.333	682
7	Schulte, W.	HP	TCBA	.329	628
8	Stahl, J.	WA	TCBA	.325	616
9	Bates, J.	GW	TCBA	.318	602
10	Hofman, S.	TU	TCBA	.316	545
11	Konetchy, E.	GW	TCBA	.316	652
12	Wheat, Z.	LI	TCBA	.314	689
13	Miller, D.	MI	TCBA	.312	537
14	Merkle, F.	BU	TCBA	.307	550
15	Daubert, J.	LI	TCBA	.304	615
16	Murphy, D.	PR	TCBA	.300	629
17	Bridwell, A.	CL	TCBA	.299	593
18	Chase, H.	HP	TCBA	.299	571
19	Leach, T.	CS	TCBA	.294	583
20	Wilson, C.	SO	TCBA	.294	511
21	Paskert, D.	HH	TCBA	.293	555
22	Grant, E.	LT	TCBA	.291	683
23	Collins, E.	CL	TCBA	.287	693
24	Crawford, S.	GW	TCBA	.286	675
25	Oldring, R.	CL	TCBA	.284	556
26	Devlin, A.	GW	TCBA	.283	578
27	Hooper, H.	HP	TCBA	.282	703
28	Gibson, G.	LT	TCBA	.282	565
29	Wagner, H.	TU	TCBA	.279	528
30	Tinker, J.	PR	TCBA	.277	525

The 30 players with the highest On Base Percentage

Rank	Name	Tm	Lg	OBP	PA
1	Cobb, T.	BU	TCBA	.481	613
2	Magee, S.	BU	TCBA	.461	662
3	Lajoie, N.	BR	TCBA	.458	695
4	Snodgrass, F.	GW	TCBA	.444	489
5	Bridwell, A.	CL	TCBA	.424	593
6	Speaker, T.	PR	TCBA	.414	610
7	Hofman, S.	TU	TCBA	.411	545
8	Konetchy, E.	GW	TCBA	.404	652
9	Wagner, H.	WA	TCBA	.396	682
10	Huggins, M.	WA	TCBA	.390	682
11	Stahl, J.	WA	TCBA	.389	616
12	Merkle, F.	BU	TCBA	.387	550
13	Wheat, Z.	LI	TCBA	.386	689
14	Schulte, W.	HP	TCBA	.374	628
15	Bates, J.	GW	TCBA	.374	602
16	Evans, S.	SO	TCBA	.370	626
17	Daubert, J.	LI	TCBA	.368	615
18	Paskert, D.	HH	TCBA	.363	555
19	Milan, C.	ME	TCBA	.363	616
20	Devlin, A.	GW	TCBA	.363	578
21	Sheckard, J.	HP	TCBA	.362	645
22	Collins, B.	BR	TCBA	.358	544
23	Evers, J.	HH	TCBA	.356	491
24	Collins, E.	CL	TCBA	.350	693
25	Wagner, H.	TU	TCBA	.349	528
26	Gibson, G.	LT	TCBA	.348	565
27	Leach, T.	CS	TCBA	.346	583
28	Davis, H.	BR	TCBA	.344	559
29	Hooper, H.	HP	TCBA	.343	703
30	Miller, D.	MI	TCBA	.341	537

The 30 players with the highest Slugging Average

Rank	Name	Tm	Lg	SLG	PA
1	Cobb, T.	BU	TCBA	.564	613
2	Speaker, T.	PR	TCBA	.529	610
3	Lajoie, N.	BR	TCBA	.517	695
4	Schulte, W.	HP	TCBA	.493	628
5	Stahl, J.	WA	TCBA	.481	616
6	Wagner, H.	WA	TCBA	.471	682
7	Merkle, F.	BU	TCBA	.457	550
8	Magee, S.	BU	TCBA	.453	662
9	Wheat, Z.	LI	TCBA	.452	689
10	Konetchy, E.	GW	TCBA	.451	652
11	Daubert, J.	LI	TCBA	.444	615
12	Hofman, S.	TU	TCBA	.432	545
13	Crawford, S.	GW	TCBA	.429	675
14	Snodgrass, F.	GW	TCBA	.425	489
15	Wilson, C.	SO	TCBA	.423	511
16	Murphy, D.	PR	TCBA	.415	629
17	Miller, D.	MI	TCBA	.413	537
18	Bates, J.	GW	TCBA	.412	602
19	Leach, T.	CS	TCBA	.411	583
20	Bridwell, A.	CL	TCBA	.403	593
21	Oldring, R.	CL	TCBA	.402	556
22	Tinker, J.	PR	TCBA	.398	525
23	Gibson, G.	LT	TCBA	.386	565
24	Lord, B.	TU	TCBA	.380	533
25	Lewis, D.	BE	TCBA	.377	604
26	Devlin, A.	GW	TCBA	.374	578
27	Stone, G.	BE	TCBA	.373	638
28	Hummel, J.	TU	TCBA	.369	664
29	Chase, H.	HP	TCBA	.368	571
30	Paskert, D.	HH	TCBA	.367	555

The 30 players with the most Runs Scored

Rank	Name	Tm	Lg	R	PA
1	Cobb, T.	BU	TCBA	120	613
	Magee, S.	BU	TCBA	120	662
3	Konetchy, E.	GW	TCBA	112	652
4	Speaker, T.	PR	TCBA	111	610
	Wagner, H.	WA	TCBA	111	682
	Byrne, B.	PR	TCBA	111	695
7	Huggins, M.	WA	TCBA	109	682
8	Collins, E.	CL	TCBA	108	693
9	Hooper, H.	HP	TCBA	107	703
10	Sheckard, J.	HP	TCBA	106	645
11	Ellis, R.	PR	TCBA	103	659
12	Murray, R.	TU	TCBA	101	634
13	Schulte, W.	HP	TCBA	100	628
	Lajoie, N.	BR	TCBA	100	695
15	Bates, J.	GW	TCBA	99	602
	Milan, C.	ME	TCBA	99	616
17	Stahl, J.	WA	TCBA	98	616
18	Daubert, J.	LI	TCBA	95	615
19	Bescher, B.	CL	TCBA	94	707
20	Hofman, S.	TU	TCBA	92	545
21	Evans, S.	SO	TCBA	90	626
22	Hummel, J.	TU	TCBA	85	664
23	Stone, G.	BE	TCBA	84	638
24	Snodgrass, F.	GW	TCBA	83	489
	Murphy, D.	PR	TCBA	83	629
	Wheat, Z.	LI	TCBA	83	689
27	Devlin, A.	GW	TCBA	82	578
	Grant, E.	LT	TCBA	82	683
29	Crawford, S.	GW	TCBA	80	675
30	Egan, D.	MI	TCBA	78	570

The 30 players with the most Hits

Rank	Name	Tm	Lg	H	PA
1	Lajoie, N.	BR	TCBA	244	695
2	Cobb, T.	BU	TCBA	214	613
3	Wagner, H.	WA	TCBA	204	682
4	Speaker, T.	PR	TCBA	201	610
5	Wheat, Z.	LI	TCBA	191	689
6	Schulte, W.	HP	TCBA	190	628
7	Grant, E.	LT	TCBA	184	683
8	Magee, S.	BU	TCBA	179	662
	Collins, E.	CL	TCBA	179	693
	Hooper, H.	HP	TCBA	179	703
11	Crawford, S.	GW	TCBA	176	675
12	Konetchy, E.	GW	TCBA	175	652
13	Stahl, J.	WA	TCBA	174	616
14	Murphy, D.	PR	TCBA	173	629
15	Bates, J.	GW	TCBA	170	602
16	Daubert, J.	LI	TCBA	165	615
17	Chase, H.	HP	TCBA	163	571
18	Bescher, B.	CL	TCBA	158	707
19	Miller, D.	MI	TCBA	157	537
20	Hoblitzell, D.	MI	TCBA	154	648
21	Stone, G.	BE	TCBA	152	638
	Sheckard, J.	HP	TCBA	152	645
	Hummel, J.	TU	TCBA	152	664
24	Leach, T.	CS	TCBA	151	583
25	Ellis, R.	PR	TCBA	150	659
26	Baker, H.	SO	TCBA	149	613
	Stovall, G.	PR	TCBA	149	617
28	Hofman, S.	TU	TCBA	147	545
	Lewis, D.	BE	TCBA	147	604
30	Huggins, M.	WA	TCBA	146	682

The 30 players with the most Runs Batted In

Rank	Name	Tm	Lg	RBI	PA
1	Crawford, S.	GW	TCBA	137	675
2	Beck, F.	BU	TCBA	123	636
3	Schulte, W.	HP	TCBA	109	628
4	Stahl, J.	WA	TCBA	108	616
5	Baker, H.	SO	TCBA	106	613
	Cobb, T.	BU	TCBA	106	613
7	Speaker, T.	PR	TCBA	101	610
8	Murphy, D.	PR	TCBA	98	629
9	Lajoie, N.	BR	TCBA	97	695
10	Hoblitzell, D.	MI	TCBA	94	648
11	Wheat, Z.	LI	TCBA	91	689
12	Tinker, J.	PR	TCBA	88	525
13	Mitchell, M.	WA	TCBA	87	656
14	Merkle, F.	BU	TCBA	85	550
15	Oldring, R.	CL	TCBA	84	556
16	Wilson, C.	SO	TCBA	82	511
	Konetchy, E.	GW	TCBA	82	652
	Magee, S.	BU	TCBA	82	662
19	Leach, T.	CS	TCBA	77	583
20	Lewis, D.	BE	TCBA	75	604
21	McEaney, J.	LI	TCBA	74	457
	Barry, J.	ME	TCBA	74	581
23	Lord, B.	TU	TCBA	73	533
	Bates, J.	GW	TCBA	73	602
25	Bridwell, A.	CL	TCBA	72	593
26	Lord, H.	HP	TCBA	71	514
	Gibson, G.	LT	TCBA	71	565
	Chase, H.	HP	TCBA	71	571
	Hooper, H.	HP	TCBA	71	703
30	Bescher, B.	CL	TCBA	70	707

The 31 players with the most Doubles

Rank	Name	Tm	Lg	2B	PA
1	Lajoie, N.	BR	TCBA	62	695
2	Wagner, H.	WA	TCBA	56	682
3	Schulte, W.	HP	TCBA	50	628
4	Merkle, F.	BU	TCBA	45	550
5	Wheat, Z.	LI	TCBA	44	689
6	Doolan, M.	SO	TCBA	36	573
	Leach, T.	CS	TCBA	36	583
	Cobb, T.	BU	TCBA	36	613
9	Speaker, T.	PR	TCBA	35	610
	Murray, R.	TU	TCBA	35	634
	Konetchy, E.	GW	TCBA	35	652
	Byrne, B.	PR	TCBA	35	695
13	Beck, F.	BU	TCBA	33	636
14	Magee, S.	BU	TCBA	32	662
15	Crawford, S.	GW	TCBA	30	675
16	Knight, J.	ME	TCBA	29	471
	Miller, D.	MI	TCBA	29	537
	Jacklitsch, F.	BE	TCBA	29	587
	Sheckard, J.	HP	TCBA	29	645
20	Tinker, J.	PR	TCBA	28	525
	Bates, J.	GW	TCBA	28	602
	Bransfield, K.	CS	TCBA	28	608
23	Lord, B.	TU	TCBA	27	533
	Keefer, A.	ME	TCBA	27	549
	Chase, H.	HP	TCBA	27	571

6 players tied at 26

The 32 players with the most Triples

Rank	Name	Tm	Lg	3B	PA
1	Barbeau, J.	BE	TCBA	22	419
2	Speaker, T.	PR	TCBA	20	610
	Stahl, J.	WA	TCBA	20	616
	Wheat, Z.	LI	TCBA	20	689
5	Murphy, D.	PR	TCBA	19	629
6	Daubert, J.	LI	TCBA	18	615
7	Stone, G.	BE	TCBA	17	638
	Crawford, S.	GW	TCBA	17	675
9	Byrne, B.	PR	TCBA	16	695
10	Hummel, J.	TU	TCBA	15	664
11	Lord, B.	TU	TCBA	14	533
	Hofman, S.	TU	TCBA	14	545
	Bridwell, A.	CL	TCBA	14	593
	Konetchy, E.	GW	TCBA	14	652
15	Doyle, L.	SO	TCBA	13	471
	Wilson, C.	SO	TCBA	13	511
	Cree, B.	HH	TCBA	13	530
	Magee, S.	BU	TCBA	13	662
	Hooper, H.	HP	TCBA	13	703
20	Tinker, J.	PR	TCBA	12	525
	Baker, H.	SO	TCBA	12	613
	Cobb, T.	BU	TCBA	12	613
	Schulte, W.	HP	TCBA	12	628
	Mitchell, M.	WA	TCBA	12	656
	Collins, E.	CL	TCBA	12	693
26	Schmidt, B.	ME	TCBA	11	197
	Livingston, P.	HP	TCBA	11	400
	Oldring, R.	CL	TCBA	11	556
	Bescher, B.	CL	TCBA	11	707

3 players tied at 10

The 33 players with the most Home Runs

Rank	Name	Tm	Lg	HR	PA
1	Hobbs, R.	CL	TCBA	9	594
2	Smith, L.	MI	TCBA	8	529
	Crawford, S.	GW	TCBA	8	675
4	Keefer, A.	ME	TCBA	7	549
	Lewis, D.	BE	TCBA	7	604
	Daubert, J.	LI	TCBA	7	615
	Schulte, W.	HP	TCBA	7	628
	Bescher, B.	CL	TCBA	7	707
9	Hebscher, E.	LT	TCBA	6	444
	Doyle, L.	SO	TCBA	6	471
	Leach, T.	CS	TCBA	6	583
	Shean, D.	HP	TCBA	6	602
	Cobb, T.	BU	TCBA	6	613
	Stahl, J.	WA	TCBA	6	616
	Beck, F.	BU	TCBA	6	636
16	Corriden, R.	GW	TCBA	5	254
	Campbell, V.	BR	TCBA	5	339
	McEaney, J.	LI	TCBA	5	457
	Wilson, C.	SO	TCBA	5	511
	Speaker, T.	PR	TCBA	5	610

13 players tied at 4

The 30 players with the most Walks

Rank	Name	Tm	Lg	BB	PA
1	Huggins, M.	WA	TCBA	105	682
2	Bridwell, A.	CL	TCBA	97	593
	Magee, S.	BU	TCBA	97	662
4	Titus, J.	CS	TCBA	86	637
5	Evers, J.	HH	TCBA	82	491
	Konetchy, E.	GW	TCBA	82	652
7	Evans, S.	SO	TCBA	80	626
	Sheckard, J.	HP	TCBA	80	645
9	Byrne, B.	PR	TCBA	79	695
10	Hofman, S.	TU	TCBA	75	545
11	Cobb, T.	BU	TCBA	73	613
12	Bescher, B.	CL	TCBA	72	707
13	Phelan, A.	BU	TCBA	69	543
14	McBride, G.	BU	TCBA	68	601
	Murray, R.	TU	TCBA	68	634
	Lajoie, N.	BR	TCBA	68	695
17	Wheat, Z.	LI	TCBA	67	689
18	Truesdale, F.	PR	TCBA	66	557
19	Snodgrass, F.	GW	TCBA	65	489
20	Milan, C.	ME	TCBA	63	616
21	Clarke, F.	MI	TCBA	62	497
	Ellis, R.	PR	TCBA	62	659
23	Merkle, F.	BU	TCBA	61	550
	Davis, H.	BR	TCBA	61	559
	Egan, D.	MI	TCBA	61	570
	Devlin, A.	GW	TCBA	61	578
27	Bresnahan, R.	GW	TCBA	60	306
	Wagner, H.	WA	TCBA	60	682
29	Gessler, D.	CS	TCBA	59	580
	Mitchell, M.	WA	TCBA	59	656

The 34 players with the most Hit By Pitch

Rank	Name	Tm	Lg	HBP	PA
1	Evans, S.	SO	TCBA	27	626
2	Chouneau, C.	BE	TCBA	23	85
3	Magee, S.	BU	TCBA	22	662
4	Killefer, R.	LI	TCBA	19	291
5	Collins, B.	BR	TCBA	18	544
6	Carrigan, B.	CS	TCBA	17	369
	Snodgrass, F.	GW	TCBA	17	489
8	Steinfeldt, H.	CL	TCBA	16	510
	Milan, C.	ME	TCBA	16	616
10	Gessler, D.	CS	TCBA	15	580
11	Chance, F.	ME	TCBA	14	336
	Livingston, P.	HP	TCBA	14	400
	Davis, H.	BR	TCBA	14	559
14	Daniels, B.	ME	TCBA	13	345
15	Roth, F.	BE	TCBA	12	280
	Jones, T.	SO	TCBA	12	465
17	Herzog, B.	LI	TCBA	10	316
	Elberfeld, K.	BR	TCBA	10	474
	Stahl, J.	WA	TCBA	10	616
	Hooper, H.	HP	TCBA	10	703
21	Delahanty, J.	SO	TCBA	9	272
	Huggins, M.	WA	TCBA	9	682
23	Corriden, R.	GW	TCBA	8	254
	Moran, H.	LI	TCBA	8	254
	Bridwell, A.	CL	TCBA	8	593
	Baker, H.	SO	TCBA	8	613

8 players tied at 7

The 443 players with the most Awarded First on Interference

Rank	Name	Tm	Lg	AFOE	PA
1	Evans, S.	SO	TCBA	2	626
2	Channell, L.	BR	TCBA	1	23
	Madden, B.	BR	TCBA	1	44
	Doyle, J.	CL	TCBA	1	66
	Smith, T.	BR	TCBA	1	237
	Griggs, A.	CS	TCBA	1	246
	Killefer, R.	LI	TCBA	1	291
	Unglaub, B.	BU	TCBA	1	323
	Hemphill, C.	CL	TCBA	1	429
	Engle, C.	HH	TCBA	1	432
	Moriarty, G.	LI	TCBA	1	471
	Steinfeldt, H.	CL	TCBA	1	510
	Oakes, R.	BR	TCBA	1	534
	Purtell, B.	CS	TCBA	1	535
	Chase, H.	HP	TCBA	1	571
	Devlin, A.	GW	TCBA	1	578
	Gessler, D.	CS	TCBA	1	580
	Barry, J.	ME	TCBA	1	581
	Hobbs, R.	CL	TCBA	1	594
	Knabe, O.	GW	TCBA	1	606
	Stovall, G.	PR	TCBA	1	617
	Murray, R.	TU	TCBA	1	634
	Konetchy, E.	GW	TCBA	1	652
	Mitchell, M.	WA	TCBA	1	656
	Byrne, B.	PR	TCBA	1	695
	Bescher, B.	CL	TCBA	1	707

417 players tied at 0

The 33 players with the most Sacrifice Flies

Rank	Name	Tm	Lg	SF	PA
1	Knabe, O.	GW	TCBA	13	606
2	Stahl, J.	WA	TCBA	12	616
	Hoblitzell, D.	MI	TCBA	12	648
4	Campbell, V.	BR	TCBA	10	339
	Flynn, J.	HH	TCBA	10	370
	McLean, L.	TU	TCBA	10	423
	Knight, J.	ME	TCBA	10	471
	Barry, J.	ME	TCBA	10	581
	Beck, F.	BU	TCBA	10	636
	Crawford, S.	GW	TCBA	10	675
11	Wolter, H.	SO	TCBA	9	465
	Davidson, B.	LT	TCBA	9	537
	Devlin, A.	GW	TCBA	9	578
	Bransfield, K.	CS	TCBA	9	608
15	Killefer, B.	LI	TCBA	8	281
	Steinfeldt, H.	CL	TCBA	8	510
	Collins, B.	BR	TCBA	8	544
	Oldring, R.	CL	TCBA	8	556
	Bates, J.	GW	TCBA	8	602
	Cobb, T.	BU	TCBA	8	613
	Murphy, D.	PR	TCBA	8	629
	Ellis, R.	PR	TCBA	8	659

11 players tied at 7

The 31 players with the most Sacrifice Hits

Rank	Name	Tm	Lg	SH	PA
1	Jones, T.	SO	TCBA	23	465
	Egan, D.	MI	TCBA	23	570
	Knabe, O.	GW	TCBA	23	606
4	Walsh, E.	CS	TCBA	19	151
	Leach, T.	CS	TCBA	19	583
	Miller, D.	CS	TCBA	19	584
7	Johnson, W.	TU	TCBA	18	161
8	Ellis, R.	PR	TCBA	16	659
	Magee, S.	BU	TCBA	16	662
	Huggins, M.	WA	TCBA	16	682
11	Plank, E.	TU	TCBA	15	101
	Morgan, C.	CS	TCBA	15	109
	Steinfeldt, H.	CL	TCBA	15	510
14	Rucker, N.	LT	TCBA	14	102
	Hummel, J.	TU	TCBA	14	664
	Crawford, S.	GW	TCBA	14	675
17	Dooin, R.	SO	TCBA	13	398
	Elberfeld, K.	BR	TCBA	13	474
	Truesdale, F.	PR	TCBA	13	557
	Bridwell, A.	CL	TCBA	13	593
21	Turner, T.	CS	TCBA	12	390
	Fletcher, A.	HH	TCBA	12	477
	McBride, G.	BU	TCBA	12	601
	Cobb, T.	BU	TCBA	12	613
	Stovall, G.	PR	TCBA	12	617
	Titus, J.	CS	TCBA	12	637
	Mitchell, M.	WA	TCBA	12	656

4 players tied at 11

The 44 players with the most Intentional Walks

Rank	Name	Tm	Lg	IBB	PA
1	Lajoie, N.	BR	TCBA	18	695
2	Hofman, S.	TU	TCBA	12	545
3	Cobb, T.	BU	TCBA	10	613
4	Merkle, F.	BU	TCBA	9	550
	Magee, S.	BU	TCBA	9	662
	Wagner, H.	WA	TCBA	9	682
	Wheat, Z.	LI	TCBA	9	689
8	Schulte, W.	HP	TCBA	8	628
9	McLean, L.	TU	TCBA	7	423
	Speaker, T.	PR	TCBA	7	610
11	Kling, J.	WA	TCBA	6	328
	Oldring, R.	CL	TCBA	6	556
	Crawford, S.	GW	TCBA	6	675
	Bescher, B.	CL	TCBA	6	707
15	Easterly, T.	WA	TCBA	5	382
	Downey, T.	LT	TCBA	5	425
	Knight, J.	ME	TCBA	5	471
	Wagner, H.	TU	TCBA	5	528
	Oakes, R.	BR	TCBA	5	534
	Lewis, D.	BE	TCBA	5	604
	Beck, F.	BU	TCBA	5	636
22	Clarke, F.	MI	TCBA	4	497
	Chase, H.	HP	TCBA	4	571
	McBride, G.	BU	TCBA	4	601

20 players tied at 3

The 30 players with the most Total Bases

Rank	Name	Tm	Lg	TB	PA
1	Lajoie, N.	BR	TCBA	318	695
2	Cobb, T.	BU	TCBA	292	613
3	Speaker, T.	PR	TCBA	291	610
4	Wagner, H.	WA	TCBA	289	682
5	Schulte, W.	HP	TCBA	285	628
6	Wheat, Z.	LI	TCBA	275	689
7	Crawford, S.	GW	TCBA	264	675
8	Stahl, J.	WA	TCBA	258	616
9	Konetchy, E.	GW	TCBA	250	652
10	Daubert, J.	LI	TCBA	241	615
11	Murphy, D.	PR	TCBA	239	629
12	Magee, S.	BU	TCBA	237	662
13	Collins, E.	CL	TCBA	223	693
	Hooper, H.	HP	TCBA	223	703
15	Grant, E.	LT	TCBA	221	683
16	Bates, J.	GW	TCBA	220	602
17	Bescher, B.	CL	TCBA	218	707
18	Hummel, J.	TU	TCBA	217	664
19	Merkle, F.	BU	TCBA	216	550
20	Byrne, B.	PR	TCBA	212	695
21	Leach, T.	CS	TCBA	211	583
	Stone, G.	BE	TCBA	211	638
23	Miller, D.	MI	TCBA	208	537
	Lewis, D.	BE	TCBA	208	604
25	Oldring, R.	CL	TCBA	204	556
26	Wilson, C.	SO	TCBA	202	511
27	Hofman, S.	TU	TCBA	201	545
	Chase, H.	HP	TCBA	201	571
29	Beck, F.	BU	TCBA	199	636
	Sheckard, J.	HP	TCBA	199	645

The 30 players with the highest On Base Plus Slugging

Rank	Name	Tm	Lg	OPS	PA
1	Cobb, T.	BU	TCBA	1.045	613
2	Lajoie, N.	BR	TCBA	.975	695
3	Speaker, T.	PR	TCBA	.943	610
4	Magee, S.	BU	TCBA	.914	662
5	Stahl, J.	WA	TCBA	.870	616
6	Snodgrass, F.	GW	TCBA	.869	489
7	Schulte, W.	HP	TCBA	.867	628
8	Wagner, H.	WA	TCBA	.867	682
9	Konetchy, E.	GW	TCBA	.856	652
10	Merkle, F.	BU	TCBA	.844	550
11	Hofman, S.	TU	TCBA	.844	545
12	Wheat, Z.	LI	TCBA	.838	689
13	Bridwell, A.	CL	TCBA	.827	593
14	Daubert, J.	LI	TCBA	.811	615
15	Bates, J.	GW	TCBA	.786	602
16	Leach, T.	CS	TCBA	.757	583
17	Miller, D.	MI	TCBA	.754	537
18	Murphy, D.	PR	TCBA	.753	629
19	Crawford, S.	GW	TCBA	.750	675
20	Wilson, C.	SO	TCBA	.749	511
21	Devlin, A.	GW	TCBA	.736	578
22	Gibson, G.	LT	TCBA	.733	565
23	Oldring, R.	CL	TCBA	.731	556
24	Paskert, D.	HH	TCBA	.730	555
25	Tinker, J.	PR	TCBA	.725	525
26	Sheckard, J.	HP	TCBA	.719	645
27	Huggins, M.	WA	TCBA	.708	682
28	Collins, E.	CL	TCBA	.708	693
29	Stone, G.	BE	TCBA	.707	638
30	Wagner, H.	TU	TCBA	.702	528

The 34 players with the longest Hitting Streak Season

Rank	Name	Tm	Lg	G	PA
1	Paskert, D.	HH	TCBA	24	555
2	Schulte, W.	HP	TCBA	23	628
3	Hooper, H.	HP	TCBA	22	703
4	Cobb, T.	BU	TCBA	20	613
5	Bescher, B.	CL	TCBA	19	707
6	Oldring, R.	CL	TCBA	18	556
	Wheat, Z.	LI	TCBA	18	689
	Lajoie, N.	BR	TCBA	18	695
9	Speaker, T.	PR	TCBA	17	610
	Daubert, J.	LI	TCBA	17	615
	Grant, E.	LT	TCBA	17	683
12	Wagner, H.	WA	TCBA	16	682
13	Devore, J.	SO	TCBA	15	464
	Evans, S.	SO	TCBA	15	626
	Murphy, D.	PR	TCBA	15	629
	Collins, E.	CL	TCBA	15	693
17	Sweeney, B.	LI	TCBA	14	425
	Hoffman, D.	LT	TCBA	14	460
19	Davis, H.	BR	TCBA	13	559
	Gessler, D.	CS	TCBA	13	580
	Lewis, D.	BE	TCBA	13	604
22	Hofman, S.	TU	TCBA	12	545
	Merkle, F.	BU	TCBA	12	550
	Devlin, A.	GW	TCBA	12	578
	Baker, H.	SO	TCBA	12	613
	Sheckard, J.	HP	TCBA	12	645

8 players tied at 11

Pitchers



The 32 players with the most Wins

Rank	Name	Tm	Lg	W	L
1	Johnson, W.	TU	TCBA	33	6
2	Brown, T.	PR	TCBA	29	11
	Coombs, J.	BR	TCBA	29	11
4	Walsh, E.	CS	TCBA	27	13
5	Cicotte, E.	GW	TCBA	24	4
	Cole, K.	HP	TCBA	24	10
7	Bender, C.	BU	TCBA	23	5
8	Mathewson, C.	CL	TCBA	22	16
9	Drucke, L.	SO	TCBA	21	4
	Plank, E.	TU	TCBA	21	9
	Ford, R.	HH	TCBA	21	12
	Adams, B.	ME	TCBA	21	13
13	Suggs, G.	ME	TCBA	20	11
	Mullin, G.	WA	TCBA	20	12
15	Leifield, L.	WA	TCBA	19	10
16	Collins, R.	BU	TCBA	18	11
17	Wood, J.	PR	TCBA	16	10
	Willett, E.	LT	TCBA	16	15
	Bell, G.	GW	TCBA	16	17
	Brown, B.	BU	TCBA	16	17
	Morgan, C.	CS	TCBA	16	17
	Rucker, N.	LT	TCBA	16	18
23	McQuillan, G.	PR	TCBA	15	5
	Overall, O.	BR	TCBA	15	5
	Smith, C.	HP	TCBA	15	6

7 players tied at 14

The 30 players with the lowest Earned Run Average

Rank	Name	Tm	Lg	ERA	IP
1	Walsh, E.	CS	TCBA	1.17	378.0
2	Bender, C.	BU	TCBA	1.51	269.0
3	Coombs, J.	BR	TCBA	1.53	340.1
4	Johnson, W.	TU	TCBA	1.58	398.1
5	Ford, R.	HH	TCBA	1.68	311.1
6	McIntire, H.	ME	TCBA	1.70	201.0
7	Brown, T.	PR	TCBA	1.72	346.1
8	Drucke, L.	SO	TCBA	1.81	234.1
9	Mitchell, W.	GW	TCBA	1.96	197.0
10	Suggs, G.	ME	TCBA	2.00	265.2
11	Young, C.	TU	TCBA	2.01	179.0
12	McQuillan, G.	PR	TCBA	2.08	173.0
13	Donovan, W.	BR	TCBA	2.08	229.0
14	Adams, B.	ME	TCBA	2.09	267.1
15	Smith, F.	LT	TCBA	2.16	183.1
16	Cole, K.	HP	TCBA	2.17	282.1
17	Reisling, D.	WA	TCBA	2.18	156.2
18	Willett, E.	LT	TCBA	2.19	222.0
19	Mathewson, C.	CL	TCBA	2.28	350.2
20	Rucker, N.	LT	TCBA	2.29	295.1
21	Cicotte, E.	GW	TCBA	2.30	265.2
22	Morgan, C.	CS	TCBA	2.36	297.0
23	Plank, E.	TU	TCBA	2.39	267.1
24	Mullin, G.	WA	TCBA	2.43	255.2
25	Crandall, D.	SO	TCBA	2.43	214.2
26	Wood, J.	PR	TCBA	2.46	223.0
27	Collins, R.	BU	TCBA	2.50	255.1
28	Quinn, J.	SO	TCBA	2.53	231.0
29	Smith, C.	HP	TCBA	2.56	182.2
30	Rowan, J.	TU	TCBA	2.60	224.2

The 30 players with the most Strikeouts

Rank	Name	Tm	Lg	SO	IP
1	Johnson, W.	TU	TCBA	308	398.1
2	Walsh, E.	CS	TCBA	244	378.0
3	Moore, E.	HH	TCBA	227	288.0
4	Coombs, J.	BR	TCBA	219	340.1
5	Mathewson, C.	CL	TCBA	213	350.2
6	Drucke, L.	SO	TCBA	190	234.1
7	Ford, R.	HH	TCBA	171	311.1
8	Golden, R.	LI	TCBA	161	166.0
9	Frock, S.	BU	TCBA	157	188.0
10	Bender, C.	BU	TCBA	152	269.0
11	Wood, J.	PR	TCBA	149	223.0
12	Morgan, C.	CS	TCBA	146	297.0
13	Rucker, N.	LT	TCBA	145	295.1
14	Brown, T.	PR	TCBA	142	346.1
15	Ewing, B.	HP	TCBA	126	234.1
	Adams, B.	ME	TCBA	126	267.1
	Cole, K.	HP	TCBA	126	282.1
18	Scott, J.	ME	TCBA	120	215.0
	Plank, E.	TU	TCBA	120	267.1
20	Lake, J.	LT	TCBA	109	210.2
	Donovan, W.	BR	TCBA	109	229.0
	Beebe, F.	GW	TCBA	109	240.2
23	White, D.	SO	TCBA	108	210.0
24	Burk, S.	BE	TCBA	107	120.0
25	Rowan, J.	TU	TCBA	106	224.2
	Vaughn, H.	CL	TCBA	106	245.0
27	Scanlan, D.	HP	TCBA	105	193.0
28	Lange, F.	LI	TCBA	104	136.1
29	Ames, R.	HH	TCBA	103	210.1
30	Overall, O.	BR	TCBA	102	158.2

The 30 players with the most Games Started

Rank	Name	Tm	Lg	GS	IP-s
1	Johnson, W.	TU	TCBA	47	398.1
2	Coombs, J.	BR	TCBA	43	335.1
3	Walsh, E.	CS	TCBA	41	361.0
4	Mathewson, C.	CL	TCBA	40	346.0
5	Bell, G.	GW	TCBA	39	295.2
6	Morgan, C.	CS	TCBA	38	294.1
7	Brown, T.	PR	TCBA	37	331.2
8	Curtis, C.	MI	TCBA	36	232.2
9	Moore, E.	HH	TCBA	35	278.2
	Rucker, N.	LT	TCBA	35	273.1
11	Ford, R.	HH	TCBA	34	304.0
	Adams, B.	ME	TCBA	34	261.2
13	Bender, C.	BU	TCBA	33	269.0
14	Cicotte, E.	GW	TCBA	32	263.1
	Cole, K.	HP	TCBA	32	261.1
	Suggs, G.	ME	TCBA	32	254.2
	Collins, R.	BU	TCBA	32	250.0
	Plank, E.	TU	TCBA	32	249.1
	Warhop, J.	LI	TCBA	32	230.1
	Rowan, J.	TU	TCBA	32	208.0
21	Mullin, G.	WA	TCBA	31	234.1
	Drucke, L.	SO	TCBA	31	226.0
23	Beebe, F.	GW	TCBA	30	239.1
	Leifield, L.	WA	TCBA	30	236.2
	Ewing, B.	HP	TCBA	30	229.0
	Gaspar, H.	CS	TCBA	30	228.0
	Gray, D.	CL	TCBA	30	228.0
	Quinn, J.	SO	TCBA	30	222.1
	Summers, E.	BE	TCBA	30	214.0
	Wiltse, H.	SO	TCBA	30	192.0

The 30 players with the most Complete Games

Rank	Name	Tm	Lg	CG	GS
1	Brown, T.	PR	TCBA	32	37
2	Ford, R.	HH	TCBA	30	34
	Walsh, E.	CS	TCBA	30	41
4	Mathewson, C.	CL	TCBA	29	40
5	Johnson, W.	TU	TCBA	26	47
6	Morgan, C.	CS	TCBA	24	38
7	Cicotte, E.	GW	TCBA	22	32
	Coombs, J.	BR	TCBA	22	43
9	Moore, E.	HH	TCBA	20	35
10	Bender, C.	BU	TCBA	19	33
	Adams, B.	ME	TCBA	19	34
12	Vaughn, H.	CL	TCBA	18	27
	Mullin, G.	WA	TCBA	18	31
	Cole, K.	HP	TCBA	18	32
	Bell, G.	GW	TCBA	18	39
16	Wood, J.	PR	TCBA	16	25
	Leifield, L.	WA	TCBA	16	30
	Suggs, G.	ME	TCBA	16	32
19	Beebe, F.	GW	TCBA	15	30
	Gray, D.	CL	TCBA	15	30
	Plank, E.	TU	TCBA	15	32
22	Ames, R.	HH	TCBA	14	24
	Ewing, B.	HP	TCBA	14	30
	Collins, R.	BU	TCBA	14	32
	Warhop, J.	LI	TCBA	14	32
26	McQuillan, G.	PR	TCBA	13	17
	McIntire, H.	ME	TCBA	13	24
	Donovan, W.	BR	TCBA	13	29
	Gaspar, H.	CS	TCBA	13	30
	Rucker, N.	LT	TCBA	13	35

The 54 players with the most Shutouts

Rank	Name	Tm	Lg	SHO	GS
1	Coombs, J.	BR	TCBA	8	43
	Johnson, W.	TU	TCBA	8	47
3	Brown, T.	PR	TCBA	7	37
4	Bender, C.	BU	TCBA	6	33
	Morgan, C.	CS	TCBA	6	38
6	Leifield, L.	WA	TCBA	5	30
	Drucke, L.	SO	TCBA	5	31
	Cicotte, E.	GW	TCBA	5	32
	Walsh, E.	CS	TCBA	5	41
10	McQuillan, G.	PR	TCBA	4	17
	Young, C.	TU	TCBA	4	22
	Smith, F.	LT	TCBA	4	23
	Willett, E.	LT	TCBA	4	27
	Gray, D.	CL	TCBA	4	30
	Quinn, J.	SO	TCBA	4	30
	Suggs, G.	ME	TCBA	4	32
17	Krause, H.	HP	TCBA	3	12
	Olmstead, F.	HP	TCBA	3	17
	Overall, O.	BR	TCBA	3	20
	McIntire, H.	ME	TCBA	3	24
	Mitchell, W.	GW	TCBA	3	25
	Brown, B.	BU	TCBA	3	27
	Ewing, B.	HP	TCBA	3	30
	Summers, E.	BE	TCBA	3	30
	Cole, K.	HP	TCBA	3	32
	Collins, R.	BU	TCBA	3	32
	Plank, E.	TU	TCBA	3	32
	Rucker, N.	LT	TCBA	3	35
	Bell, G.	GW	TCBA	3	39

25 players tied at 2

The 30 players with the most Innings Pitched

Rank	Name	Tm	Lg	IP	G
1	Johnson, W.	TU	TCBA	398.1	47
2	Walsh, E.	CS	TCBA	378.0	46
3	Mathewson, C.	CL	TCBA	350.2	41
4	Brown, T.	PR	TCBA	346.1	44
5	Coombs, J.	BR	TCBA	340.1	47
6	Ford, R.	HH	TCBA	311.1	41
7	Bell, G.	GW	TCBA	308.2	44
8	Morgan, C.	CS	TCBA	297.0	40
9	Rucker, N.	LT	TCBA	295.1	45
10	Moore, E.	HH	TCBA	288.0	41
11	Cole, K.	HP	TCBA	282.1	45
12	Bender, C.	BU	TCBA	269.0	33
13	Adams, B.	ME	TCBA	267.1	38
	Plank, E.	TU	TCBA	267.1	39
15	Cicotte, E.	GW	TCBA	265.2	34
	Suggs, G.	ME	TCBA	265.2	40
17	Mullin, G.	WA	TCBA	255.2	39
18	Collins, R.	BU	TCBA	255.1	37
19	Gaspar, H.	CS	TCBA	249.1	44
20	Vaughn, H.	CL	TCBA	245.0	34
21	Leifield, L.	WA	TCBA	241.2	31
22	Beebe, F.	GW	TCBA	240.2	31
23	Warhop, J.	LI	TCBA	239.1	36
24	Curtis, C.	MI	TCBA	237.0	41
25	Ewing, B.	HP	TCBA	234.1	34
	Drucke, L.	SO	TCBA	234.1	38
27	Quinn, J.	SO	TCBA	231.0	38
	Brown, B.	BU	TCBA	231.0	48
29	Gray, D.	CL	TCBA	230.0	32
30	Donovan, W.	BR	TCBA	229.0	33

The 30 players with the highest Strikeouts Per 9 Innings

Rank	Name	Tm	Lg	SO/9	IP
1	Golden, R.	LI	TCBA	8.7	166.0
2	Burk, S.	BE	TCBA	8.0	120.0
3	Marquard, R.	BU	TCBA	8.0	104.1
4	Frock, S.	BU	TCBA	7.5	188.0
5	Caldwell, R.	ME	TCBA	7.5	69.2
6	Drucke, L.	SO	TCBA	7.3	234.1
7	Coveleski, H.	CL	TCBA	7.3	94.0
8	Moore, E.	HH	TCBA	7.1	288.0
9	Johnson, W.	TU	TCBA	7.0	398.1
10	Lange, F.	LI	TCBA	6.9	136.1
11	Wood, J.	PR	TCBA	6.0	223.0
12	Schettler, L.	HH	TCBA	6.0	87.0
13	Walsh, E.	CS	TCBA	5.8	378.0
14	Coombs, J.	BR	TCBA	5.8	340.1
15	Overall, O.	BR	TCBA	5.8	158.2
16	Frill, J.	LI	TCBA	5.7	127.1
17	Raymond, B.	BU	TCBA	5.6	122.1
18	Mathewson, C.	CL	TCBA	5.5	350.2
19	Harmon, B.	SO	TCBA	5.4	91.1
20	Chalmers, G.	BE	TCBA	5.3	160.0
21	Bailey, B.	LT	TCBA	5.3	73.0
22	Bender, C.	BU	TCBA	5.1	269.0
23	Scott, J.	ME	TCBA	5.0	215.0
24	Ford, R.	HH	TCBA	4.9	311.1
25	Dygart, J.	WA	TCBA	4.9	91.2
26	Scanlan, D.	HP	TCBA	4.9	193.0
27	Foxen, B.	CL	TCBA	4.9	85.1
28	Ewing, B.	HP	TCBA	4.8	234.1
29	Raleigh, J.	BE	TCBA	4.8	62.1
30	Krause, H.	HP	TCBA	4.7	108.1

The 30 players with the lowest Walks Per 9 Innings

Rank	Name	Tm	Lg	BB/9	IP
1	Phillippe, D.	BR	TCBA	.7	133.2
2	Walsh, E.	CS	TCBA	1.3	378.0
3	Young, C.	TU	TCBA	1.6	179.0
4	McIntire, H.	ME	TCBA	1.7	201.0
5	Adams, B.	ME	TCBA	2.0	267.1
6	White, D.	SO	TCBA	2.0	210.0
7	Nelson, R.	GW	TCBA	2.0	71.0
8	Burns, B.	TU	TCBA	2.1	87.1
9	Otey, B.	CL	TCBA	2.1	56.2
10	Suggs, G.	ME	TCBA	2.1	265.2
11	Smith, C.	HP	TCBA	2.1	182.2
12	Quinn, J.	SO	TCBA	2.1	231.0
13	Brennan, A.	BR	TCBA	2.1	72.1
14	Mitchell, W.	GW	TCBA	2.2	197.0
15	Plank, E.	TU	TCBA	2.2	267.1
16	Rucker, N.	LT	TCBA	2.2	295.1
17	Johnson, W.	TU	TCBA	2.2	398.1
18	Gaspar, H.	CS	TCBA	2.2	249.1
19	Smith, F.	LT	TCBA	2.3	183.1
20	Mathewson, C.	CL	TCBA	2.3	350.2
21	Crandall, D.	SO	TCBA	2.3	214.2
22	Brown, T.	PR	TCBA	2.3	346.1
23	Reulbach, E.	MI	TCBA	2.3	190.2
24	Frill, J.	LI	TCBA	2.3	127.1
25	Bell, G.	GW	TCBA	2.3	308.2
26	Joss, A.	WA	TCBA	2.4	120.2
27	Sallee, S.	HP	TCBA	2.4	116.0
28	Falkenberg, C.	LT	TCBA	2.4	115.2
	Pfiester, J.	CL	TCBA	2.4	115.2
30	Sparks, T.	BE	TCBA	2.4	82.0

The 30 players with the highest Strikeouts Per 9 Innings

Rank	Name	Tm	Lg	SO/9	IP
1	Golden, R.	LI	TCBA	8.7	166.0
2	Burk, S.	BE	TCBA	8.0	120.0
3	Marquard, R.	BU	TCBA	8.0	104.1
4	Frock, S.	BU	TCBA	7.5	188.0
5	Caldwell, R.	ME	TCBA	7.5	69.2
6	Drucke, L.	SO	TCBA	7.3	234.1
7	Coveleski, H.	CL	TCBA	7.3	94.0
8	Moore, E.	HH	TCBA	7.1	288.0
9	Johnson, W.	TU	TCBA	7.0	398.1
10	Lange, F.	LI	TCBA	6.9	136.1
11	Wood, J.	PR	TCBA	6.0	223.0
12	Schettler, L.	HH	TCBA	6.0	87.0
13	Walsh, E.	CS	TCBA	5.8	378.0
14	Coombs, J.	BR	TCBA	5.8	340.1
15	Overall, O.	BR	TCBA	5.8	158.2
16	Frill, J.	LI	TCBA	5.7	127.1
17	Raymond, B.	BU	TCBA	5.6	122.1
18	Mathewson, C.	CL	TCBA	5.5	350.2
19	Harmon, B.	SO	TCBA	5.4	91.1
20	Chalmers, G.	BE	TCBA	5.3	160.0
21	Bailey, B.	LT	TCBA	5.3	73.0
22	Bender, C.	BU	TCBA	5.1	269.0
23	Scott, J.	ME	TCBA	5.0	215.0
24	Ford, R.	HH	TCBA	4.9	311.1
25	Dygert, J.	WA	TCBA	4.9	91.2
26	Scanlan, D.	HP	TCBA	4.9	193.0
27	Foxen, B.	CL	TCBA	4.9	85.1
28	Ewing, B.	HP	TCBA	4.8	234.1
29	Raleigh, J.	BE	TCBA	4.8	62.1
30	Krause, H.	HP	TCBA	4.7	108.1

The 30 players with the most Games Played

Rank	Name	Tm	Lg	G	IP
1	Crandall, D.	SO	TCBA	51	214.2
2	Brown, B.	BU	TCBA	48	231.0
	Frock, S.	BU	TCBA	48	188.0
4	Johnson, W.	TU	TCBA	47	398.1
	Coombs, J.	BR	TCBA	47	340.1
6	Walsh, E.	CS	TCBA	46	378.0
7	Rucker, N.	LT	TCBA	45	295.1
	Cole, K.	HP	TCBA	45	282.1
	Richie, L.	MI	TCBA	45	160.0
10	Brown, T.	PR	TCBA	44	346.1
	Bell, G.	GW	TCBA	44	308.2
	Gaspar, H.	CS	TCBA	44	249.1
13	Willett, E.	LT	TCBA	43	222.0
14	White, D.	SO	TCBA	42	210.0
	Burk, S.	BE	TCBA	42	120.0
	Burns, B.	TU	TCBA	42	87.1
17	Mathewson, C.	CL	TCBA	41	350.2
	Ford, R.	HH	TCBA	41	311.1
	Moore, E.	HH	TCBA	41	288.0
	Curtis, C.	MI	TCBA	41	237.0
	Rowan, J.	TU	TCBA	41	224.2
	Pernoll, H.	ME	TCBA	41	56.2
23	Morgan, C.	CS	TCBA	40	297.0
	Suggs, G.	ME	TCBA	40	265.2
	Karger, E.	TU	TCBA	40	139.1
26	Plank, E.	TU	TCBA	39	267.1
	Mullin, G.	WA	TCBA	39	255.2
	Summers, E.	BE	TCBA	39	225.2
	Kinsella, E.	LI	TCBA	39	110.2
	Walker, D.	SO	TCBA	39	98.1

The 33 players with the most Games Finished

Rank	Name	Tm	Lg	GF	GIR
1	Atkins, T.	WA	TCBA	25	31
2	Pfeffer, B.	GW	TCBA	24	33
3	Frock, S.	BU	TCBA	23	32
4	Parson, J.	LI	TCBA	22	34
	Geyer, R.	BE	TCBA	22	35
6	Walker, D.	SO	TCBA	21	31
7	Crandall, D.	SO	TCBA	20	27
	Burns, B.	TU	TCBA	20	34
9	Koestner, E.	HP	TCBA	19	27
	Ferry, J.	TU	TCBA	19	37
11	Otey, B.	CL	TCBA	18	21
	Richie, L.	MI	TCBA	18	29
13	Marquard, R.	BU	TCBA	17	19
	Raymond, B.	BU	TCBA	17	19
	Ferguson, G.	WA	TCBA	17	25
	Kinsella, E.	LI	TCBA	17	32
	Willis, V.	BR	TCBA	17	34
	Pernoll, H.	ME	TCBA	17	41
19	Bailey, B.	LT	TCBA	16	18
	Stroud, S.	ME	TCBA	16	26
	Caldwell, R.	ME	TCBA	16	28
22	Wood, W.	BR	TCBA	15	16
	Brennan, A.	BR	TCBA	15	23
	Dygert, J.	WA	TCBA	15	23
	Hinrichs, D.	MI	TCBA	15	25
	Burke, B.	CS	TCBA	15	26
	Raleigh, J.	BE	TCBA	15	33
	Moroney, J.	SO	TCBA	15	37

5 players tied at 14

The 51 players with the most Saves

Rank	Name	Tm	Lg	SV	SOPP
1	Wood, W.	BR	TCBA	14	93.3
2	Moroney, J.	SO	TCBA	8	40.0
3	Foxen, B.	CL	TCBA	7	87.5
	Frock, S.	BU	TCBA	7	63.6
5	Scott, J.	ME	TCBA	6	85.7
	Atkins, T.	WA	TCBA	6	66.7
	McQuillan, G.	PR	TCBA	6	66.7
8	Cole, K.	HP	TCBA	5	83.3
	Willett, E.	LT	TCBA	5	83.3
	Brown, B.	BU	TCBA	5	50.0
	Crandall, D.	SO	TCBA	5	45.5
12	Smith, C.	HP	TCBA	4	100.0
	Joss, A.	WA	TCBA	4	66.7
	Pfeffer, B.	GW	TCBA	4	57.1
	Ferry, J.	TU	TCBA	4	44.4
16	Ford, R.	HH	TCBA	3	100.0
	Gaspar, H.	CS	TCBA	3	75.0
	Mattern, A.	LT	TCBA	3	75.0
	Mitchell, R.	LT	TCBA	3	75.0
	Olmstead, F.	HP	TCBA	3	75.0
	Raymond, B.	BU	TCBA	3	75.0
	Steele, E.	ME	TCBA	3	75.0
	McEaney, J.	LI	TCBA	3	60.0
	McIntire, H.	ME	TCBA	3	60.0
	Suggs, G.	ME	TCBA	3	60.0
	White, D.	SO	TCBA	3	60.0
	Criss, D.	BR	TCBA	3	42.9
	Richie, L.	MI	TCBA	3	37.5
	Pernoll, H.	ME	TCBA	3	33.3

22 players tied at 2

The 55 players with the most Holds

Rank	Name	Tm	Lg	HLD	GIR
1	Moroney, J.	SO	TCBA	11	37
2	Harmon, B.	SO	TCBA	5	30
	Pernoll, H.	ME	TCBA	5	41
4	Knetzer, E.	BR	TCBA	4	19
	Karger, E.	TU	TCBA	4	29
	Burns, B.	TU	TCBA	4	34
7	Crandall, D.	SO	TCBA	3	27
	Fisher, R.	TU	TCBA	3	28
	Frock, S.	BU	TCBA	3	32
10	Quinn, J.	SO	TCBA	2	8
	White, D.	SO	TCBA	2	14
	Falkenberg, C.	LT	TCBA	2	15
	Pickett, C.	TU	TCBA	2	16
	Moyer, C.	GW	TCBA	2	18
	Berger, H.	GW	TCBA	2	19
	Hovlik, J.	MI	TCBA	2	20
	Brown, B.	BU	TCBA	2	21
	Phillippe, D.	BR	TCBA	2	21
	Webb, L.	LI	TCBA	2	25
	Richie, L.	MI	TCBA	2	29
	Walker, D.	SO	TCBA	2	31
	Kinsella, E.	LI	TCBA	2	32

33 players tied at 1

The 60 players with the most Blown Saves

Rank	Name	Tm	Lg	BS	GIR
1	Phillippe, D.	BR	TCBA	4	21
	Ferry, J.	TU	TCBA	4	37
3	McQuillan, G.	PR	TCBA	3	15
	Brown, B.	BU	TCBA	3	21
	Arellanes, F.	BE	TCBA	3	23
	Brennan, A.	BR	TCBA	3	23
	Crandall, D.	SO	TCBA	3	27
	Richie, L.	MI	TCBA	3	29
	Pfeffer, B.	GW	TCBA	3	33
10	Young, I.	PR	TCBA	2	5
	Backman, L.	PR	TCBA	2	6
	Brown, T.	PR	TCBA	2	7
	Suggs, G.	ME	TCBA	2	8
	Camnitz, H.	BR	TCBA	2	10
	Good, R.	LI	TCBA	2	10
	Reulbach, E.	MI	TCBA	2	12
	Joss, A.	WA	TCBA	2	13
	Kahler, G.	MI	TCBA	2	17
	Sallee, S.	HP	TCBA	2	19
	Ferguson, G.	WA	TCBA	2	25
	Atkins, T.	WA	TCBA	2	31
	Kinsella, E.	LI	TCBA	2	32
	Parson, J.	LI	TCBA	2	34

37 players tied at 1