

Precursor of TCBA Today

ORIGINS
1910



ORIGINS 1910

feeble



	W	L	PCT	GB	Mg #	STRK	Last 10	Home	Away	1 Run	X-Inn
TCBA Origins 1908 MLB											
Don Mahley Division											
South Starrucca Ainspans	98	56	.636	-	X	L 2	5-5	54-23	44-33	38-24	12-11
Cleveland Spiders	85	69	.552	13.0	-	W 2	6-4	52-25	33-44	40-20	17-8
Hyde Park Vitamen	49	105	.318	49.0	-	L 2	6-4	24-53	25-52	19-29	6-7
Long Island Islanders	37	117	.240	61.0	-	W 2	3-7	20-57	17-60	11-29	5-9
Stu McCorkindale Division											
Bergen Barflies	88	66	.571	-	X	W 1	6-4	48-29	40-37	33-24	14-6
Cleveland Naps	87	67	.565	1.0	-	L 2	6-4	43-34	44-33	24-24	7-8
Bradenton Buckeyes	83	71	.539	5.0	-	W 2	4-6	45-32	38-39	30-31	7-15
Mexicali Mallards	69	85	.448	19.0	-	L 1	4-6	34-43	35-42	27-28	6-4
Bill Kirwin Division											
Mimosa Mirthmakers	96	58	.623	-	X	W 1	5-5	53-24	43-34	33-25	5-7
Grand Rapids Wolverines	92	62	.597	4.0	-	W 2	6-4	50-27	42-35	31-26	11-8
Waukesha Freeman	85	69	.552	11.0	-	L 1	5-5	50-27	35-42	22-23	10-10
Pittsburgh Rebels	79	75	.513	17.0	-	L 2	4-6	40-37	39-38	27-28	6-10
Richard Seitz Division											
Buffalo Mules	86	68	.558	-	X	W 1	5-5	45-32	41-36	34-30	10-10
Turin Mountaineers	79	75	.513	7.0	-	L 1	5-5	42-35	37-40	23-36	12-12
London Tecumsehs	66	88	.429	20.0	-	L 1	4-6	33-44	33-44	31-30	13-7
Hereford Highlanders	53	101	.344	33.0	-	W 1	6-4	26-51	27-50	16-32	5-14





O
R
I
G
I
N
S




FEEBLE FOUR


- 1-Hyde Park Vitamen
- 2-Hereford Highlanders
- 3-London Tecumsehs
- 4-Long Island Islanders

1910

- THE OTHERS**
- 5-MEXICALI
 - 6-PITTSBURGH
 - 7-TURIN
 - 8-BRADENTON
 - 9-CLEVELAND SPIDERS
 - 10-WAUKESHA
 - 11-BUFFALO
 - 12-CLEVELAND NAPS
 - 13-BERGEN
 - 14-GRAND RAPIDS
 - 15-MIMOSA
 - 16-SOUTH STARRUCCA



FEEBLE FOUR
1-HP-HARRY HOOPER
2-HH-ART FLETCHER
3-LI-ZACK WHEAT
4-LI-STUFFY MCINNIS





OTHER FIRST ROUNDERS

5-ME-Jim Scott

6-PR-Chief Meyers

7-TU-Fred Luderus

8-BR-Burt Shotton

9-CS-Harry Gaspar

10-WA-Jimmy Austin

11-BU-Ray Collins




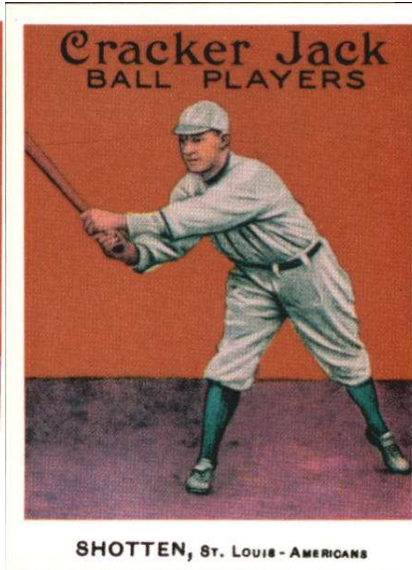

12-CL-Tommy Clarke

13-LI-Russ Ford

14-GW-Willie Mitchell

15-MI-Dots Miller

16-SO-Bob Harmon



Meet our Teams





South Starrucca Ainspans

South Starrucca Ainspans Draft Picks

1-Bob Harmon 2-Bob Groom 2a-Tom Downey
3-Rip Hagerman 4-Tom Cantwell 5-Red Booles
6-Swat McCabe 7-Frank Scanlan 8-Bert James





- 1-Steve Evans, RF
- 2-Danny Murphy, CF
- 3-Larry Doyle, 2B
- 4-Frank Baker, 3B
- 5-Chief Wilson, LF
- 6-Tom Jones, 1B
- 7-Neal Ball, 2B
- 8-Red Doin, C
- 9-George Mullin, P

**South Starrucca Ainspans 1910
Opening Day Starting Lineup**

15 Pitchers	Tm	Lg	W	L	PCT	SV	ERA	G	GS	CG	SHO	QS	IP	H	R	ER	HR	SO	BB
Scanlan, F.	SO	TCBA	1	0	1.000	0	.00	1	0	0	0	0	1.0	1	0	0	0	0	0
Cantwell, T.	SO	TCBA	2	0	1.000	0	1.00	8	0	0	0	0	9.0	5	1	1	0	1	3
Kroh, R.	SO	TCBA	11	0	1.000	7	1.11	31	7	4	2	5	89.1	60	18	11	0	44	23
Booles, R.	SO	TCBA	2	0	1.000	2	1.40	13	1	0	0	1	19.1	11	3	3	0	8	7
Hughes, L.	PR	TCBA	2	1	.667	0	2.02	3	2	0	0	1	13.1	12	5	3	0	7	3
Mullin, G.	SO	TCBA	18	15	.545	1	2.20	44	38	16	4	21	278.1	206	91	68	1	149	92
Hagerman, R.	SO	TCBA	3	3	.500	11	2.44	39	0	0	0	0	51.2	32	15	14	0	23	19
Falkenberg, C.	SO	TCBA	10	7	.588	2	2.53	32	19	9	2	10	145.2	115	61	41	0	72	43
Crandall, D.	SO	TCBA	2	2	.500	1	2.65	39	3	1	0	2	54.1	58	22	16	2	30	24
Sparks, T.	SO	TCBA	8	3	.727	0	2.74	29	14	5	0	8	121.2	121	52	37	5	43	23
Willett, E.	SO	TCBA	17	14	.548	2	3.00	45	37	10	1	17	255.0	226	123	85	3	71	112
Groom, B.	SO	TCBA	10	12	.455	1	3.42	40	25	9	1	9	207.2	189	109	79	3	119	89
Harmon, B.	SO	TCBA	6	3	.667	1	3.67	34	6	1	0	3	98.0	104	58	40	0	39	55
Wolter, H.	SO	TCBA	0	0	-	1	4.50	13	0	0	0	0	22.0	32	17	11	0	6	8
Fiehl, S.	SO	TCBA	0	1	.000	0	5.63	1	1	0	0	0	8.0	16	12	5	1	1	5
South Starrucca Ainspans			92	61	.601	29	2.71	372	153	55	10	77	1374.1	1188	587	414	15	613	506

15 Pitchers	Tm	Lg	SUP/9	R/9	ERA	BF/9	BR/9	H/9	BB/9	SO/9	HR/9	ERPT	OBA	BF	BR	IBB	HB	WP	BK
Scanlan, F.	SO	TCBA	.0	.00	.00	27.0	9.0	9.0	.0	.0	.00	.3	.333	3	1	0	0	0	0
Cantwell, T.	SO	TCBA	.0	1.00	1.00	33.0	7.0	5.0	2.0	1.0	.00	1.9	.172	33	7	1	0	0	0
Kroh, R.	SO	TCBA	3.5	1.81	1.11	35.8	8.3	6.0	2.1	4.4	.00	18.1	.183	355	82	2	1	0	2
Booles, R.	SO	TCBA	4.2	1.40	1.40	35.4	8.4	5.1	3.3	3.7	.00	3.3	.167	76	18	0	0	0	0
Hughes, L.	PR	TCBA	.7	3.38	2.02	37.8	9.4	8.1	1.4	4.7	.00	1.3	.235	56	14	1	0	0	0
Mullin, G.	SO	TCBA	4.2	2.94	2.20	37.0	10.1	6.7	2.9	4.8	.03	22.6	.205	1143	311	1	14	4	0
Hagerman, R.	SO	TCBA	.0	2.61	2.44	36.1	8.7	5.6	2.6	4.0	.00	2.8	.187	207	50	4	3	2	0
Falkenberg, C.	SO	TCBA	3.9	3.77	2.53	37.2	9.8	7.1	2.5	4.4	.00	6.4	.211	602	158	2	2	3	0
Crandall, D.	SO	TCBA	3.3	3.64	2.65	40.6	13.7	9.6	3.8	5.0	.33	1.7	.276	245	83	1	2	0	0
Sparks, T.	SO	TCBA	4.7	3.85	2.74	38.1	11.2	9.0	1.7	3.2	.37	2.6	.256	515	151	0	7	0	0
Willett, E.	SO	TCBA	4.4	4.34	3.00	39.1	12.2	8.0	3.8	2.5	.11	-2.0	.237	1109	346	4	12	5	0
Groom, B.	SO	TCBA	3.6	4.72	3.42	39.8	12.3	8.2	3.8	5.2	.13	-11.4	.239	919	284	1	7	7	0
Harmon, B.	SO	TCBA	2.8	5.33	3.67	41.3	15.0	9.6	5.0	3.6	.00	-8.1	.276	450	163	1	5	3	0
Wolter, H.	SO	TCBA	.0	6.95	4.50	42.5	16.4	13.1	2.9	2.5	.00	-3.8	.348	104	40	1	1	0	0
Fiehl, S.	SO	TCBA	2.3	13.50	5.63	51.8	23.6	18.0	5.6	1.1	1.13	-2.4	.390	46	21	0	0	0	0
South Starrucca Ainspans			3.7	3.84	2.71	38.4	11.3	7.8	3.2	4.0	.10	33.3	.231	5863	1729	19	54	24	2

34 Players	Tm	Lg	AVG	G	AB	R	H	2B	3B	HR	TB	RBI	SO	BB	ASB	SB	CS	SBP	GDP
McCabe, S.	SO	TCBA	.500	7	6	1	3	2	0	0	5	4	0	0	0	0	0	-	0
Hughes, L.	PR	TCBA	.333	3	3	0	1	0	0	0	1	0	0	0	0	0	0	-	0
Doyle, L.	SO	TCBA	.314	138	488	96	153	22	8	8	215	82	43	50	23	17	6	73.9	9
Baker, H.	SO	TCBA	.304	145	519	86	158	36	16	2	232	111	41	36	8	7	1	87.5	5
Ball, N.	SO	TCBA	.278	86	230	36	64	9	1	1	78	20	22	22	10	8	2	80.0	2
Jones, T.	SO	TCBA	.274	131	453	49	124	21	1	0	147	65	44	32	12	10	2	83.3	3
Jones, D.	SO	TCBA	.273	83	161	28	44	2	0	0	46	13	9	21	6	5	1	83.3	2
Dooin, R.	SO	TCBA	.266	126	413	45	110	18	1	0	130	47	50	21	4	4	0	100.0	7
Wilson, C.	SO	TCBA	.265	149	562	78	149	20	11	5	206	106	53	21	18	13	5	72.2	4
Unglaub, B.	SO	TCBA	.252	90	282	30	71	12	2	1	90	26	29	19	5	3	2	60.0	6
Harmon, B.	SO	TCBA	.250	34	32	6	8	1	0	0	9	0	2	4	0	0	0	-	1
Devore, J.	SO	TCBA	.250	8	8	0	2	0	0	0	2	0	0	1	0	0	0	-	1
Cantwell, T.	SO	TCBA	.250	8	4	1	1	1	0	0	2	0	1	0	0	0	0	-	0
Fiehl, S.	SO	TCBA	.250	3	4	0	1	0	0	0	1	0	0	0	0	0	0	-	0
Evans, S.	SO	TCBA	.247	137	481	104	119	18	4	1	148	44	43	68	12	10	2	83.3	11
Wolter, H.	SO	TCBA	.233	58	60	6	14	1	1	2	23	11	5	1	1	1	0	100.0	1
Stanage, O.	SO	TCBA	.232	56	138	11	32	5	3	0	43	17	13	9	1	0	1	.0	2
Becker, B.	SO	TCBA	.227	105	388	57	88	12	4	5	123	36	63	38	7	4	3	57.1	1
Downey, T.	SO	TCBA	.223	112	327	28	73	11	6	0	96	38	38	26	6	5	1	83.3	7
Murphy, D.	PR	TCBA	.216	23	88	11	19	5	0	0	24	10	11	6	1	1	0	100.0	2
Delahanty, J.	SO	TCBA	.209	75	153	15	32	7	1	0	41	18	25	20	5	4	1	80.0	3
Falkenberg, C.	SO	TCBA	.191	32	47	5	9	0	0	0	9	0	5	0	0	0	0	-	1
Abbatichio, E.	SO	TCBA	.185	34	54	9	10	0	0	2	16	2	8	10	1	1	0	100.0	0
Kroh, R.	SO	TCBA	.176	31	17	1	3	0	0	0	3	1	4	4	0	0	0	-	1
Mullin, G.	SO	TCBA	.176	44	91	9	16	5	0	0	21	7	10	9	0	0	0	-	2
Crandall, D.	SO	TCBA	.143	39	14	4	2	0	0	0	2	0	2	2	0	0	0	-	0
Willett, E.	SO	TCBA	.134	45	82	8	11	2	0	0	13	6	9	1	0	0	0	-	0
Sparks, T.	SO	TCBA	.128	29	39	5	5	0	0	0	5	2	11	2	0	0	0	-	0
Cravath, G.	SO	TCBA	.108	39	65	12	7	0	0	0	7	4	8	24	2	2	0	100.0	2
Groom, B.	SO	TCBA	.097	40	72	7	7	0	0	0	7	2	10	1	0	0	0	-	2
Hagerman, R.	SO	TCBA	.000	39	3	0	0	0	0	0	0	0	1	2	0	0	0	-	0
Booles, R.	SO	TCBA	.000	13	3	0	0	0	0	0	0	0	0	1	0	0	0	-	0
James, B.	SO	TCBA	-	1	0	0	0	0	0	0	0	0	0	0	0	0	0	-	0
Scanlan, F.	SO	TCBA	-	1	0	0	0	0	0	0	0	0	0	0	0	0	0	-	0
South Starrucca Ainspans			.253	1964	5287	748	1336	210	59	27	1745	672	560	451	122	95	27	77.9	75

34 Players	Tm	Lg	AVG	OBP	SLG	OPS	ISO	SECA	TA	RCON	RC	RC/G	PA	IBB	HBP	SH	SF
McCabe, S.	SO	TCBA	.500	.429	.833	1.262	.333	.333	1.667	1.3	2.4	16.0	7	0	0	0	1
Hughes, L.	PR	TCBA	.333	.333	.333	.667	.000	.000	.500	-0	.3	4.5	3	0	0	0	0
Doyle, L.	SO	TCBA	.314	.385	.441	.825	.127	.252	.826	26.4	85.6	6.5	552	0	7	5	1
Baker, H.	SO	TCBA	.304	.357	.447	.804	.143	.224	.777	22.2	86.4	6.1	579	8	10	7	7
Ball, N.	SO	TCBA	.278	.341	.339	.680	.061	.183	.641	1.3	29.5	4.4	263	0	1	8	2
Jones, T.	SO	TCBA	.274	.338	.325	.662	.051	.139	.611	-2	55.4	4.3	517	3	15	11	6
Jones, D.	SO	TCBA	.273	.361	.286	.646	.012	.168	.608	-2	18.8	4.1	186	1	1	3	0
Dooiin, R.	SO	TCBA	.266	.307	.315	.622	.048	.109	.513	-9.0	41.2	3.4	452	1	4	12	2
Wilson, C.	SO	TCBA	.265	.288	.367	.655	.101	.153	.573	-8.6	61.8	3.7	608	1	2	11	12
Unglaub, B.	SO	TCBA	.252	.298	.319	.618	.067	.138	.516	-7.7	27.0	3.2	310	0	1	5	3
Harmon, B.	SO	TCBA	.250	.333	.281	.615	.031	.156	.520	-7	3.2	3.2	38	0	0	2	0
Devore, J.	SO	TCBA	.250	.333	.250	.583	.000	.125	.429	-3	.6	1.8	11	0	0	2	0
Cantwell, T.	SO	TCBA	.250	.250	.500	.750	.250	.250	.667	.1	.5	4.5	4	0	0	0	0
Fiehl, S.	SO	TCBA	.250	.250	.250	.500	.000	.000	.333	-3	.3	2.3	4	0	0	0	0
Evans, S.	SO	TCBA	.247	.366	.308	.674	.060	.218	.664	5.4	61.5	4.3	582	1	23	8	2
Wolter, H.	SO	TCBA	.233	.246	.383	.629	.150	.183	.532	-1.6	5.5	3.1	61	0	0	0	0
Stanage, O.	SO	TCBA	.232	.275	.312	.586	.080	.138	.486	-5.7	12.4	2.8	157	1	1	4	5
Becker, B.	SO	TCBA	.227	.296	.317	.613	.090	.191	.546	-11.2	39.2	3.4	432	0	1	3	2
Downey, T.	SO	TCBA	.223	.279	.294	.573	.070	.162	.489	-13.0	28.4	2.7	372	0	1	14	4
Murphy, D.	PR	TCBA	.216	.271	.273	.544	.057	.136	.451	-4.2	6.8	2.5	98	0	1	2	1
Delahanty, J.	SO	TCBA	.209	.313	.268	.581	.059	.209	.552	-4.1	15.0	3.1	185	0	4	6	2
Falkenberg, C.	SO	TCBA	.191	.208	.191	.400	.000	.000	.256	-5.0	2.1	1.2	54	0	1	6	0
Abbatichio, E.	SO	TCBA	.185	.313	.296	.609	.111	.315	.614	-9	6.0	3.7	64	0	0	0	0
Kroh, R.	SO	TCBA	.176	.333	.176	.510	.000	.235	.467	-8	1.5	2.1	25	0	0	4	0
Mullin, G.	SO	TCBA	.176	.248	.231	.478	.055	.154	.390	-6.7	5.7	1.9	106	0	0	5	1
Crandall, D.	SO	TCBA	.143	.250	.143	.393	.000	.143	.333	-1.4	.9	1.5	19	0	0	3	0
Willett, E.	SO	TCBA	.134	.172	.159	.331	.024	.037	.239	-10.7	2.8	1.0	92	0	3	5	1
Sparks, T.	SO	TCBA	.128	.171	.128	.299	.000	.051	.206	-5.5	1.3	.9	47	0	0	6	0
Cravath, G.	SO	TCBA	.108	.348	.108	.456	.000	.400	.550	-2.8	5.0	2.1	92	0	0	3	0
Groom, B.	SO	TCBA	.097	.122	.097	.219	.000	.014	.134	-12.4	.9	.3	80	0	1	6	0
Hagerman, R.	SO	TCBA	.000	.400	.000	.400	.000	.667	.667	-1	.2	1.9	5	0	0	0	0
Booles, R.	SO	TCBA	.000	.250	.000	.250	.000	.333	.333	-4	.1	.6	4	0	0	0	0
James, B.	SO	TCBA	-	-	-	-	-	-	-	.0	.0	.0	1	0	0	1	0
Scanlan, F.	SO	TCBA	-	-	-	-	-	-	-	.0	-	-	0	0	0	0	0
South Starrucca Ainspans			.253	.318	.330	.648	.077	.176	.584	-56.8	594.8	3.8	6010	16	77	142	52



WELCOME TO
— The —
HISTORIC TOWN
of —

HYDE PARK, N.Y.




Hyde Park

Hyde Park Vitamen Draft Picks

1-Harry Hooper 2-King Cole

4-Paddy Livingston

5-Charlie French 6-Walt Devoy 7-Frank Owens 8-Les Backman




RESIDENCE OF FRANKLIN D. ROOSEVELT, HYDE PARK, N.Y.

Hyde Park Vitamen Starting Lineup for Opening Day 1910


- 1-Jimmy Sheckard, CF
- 2-Harry Hooper, LF
- 3-Harry Lord, 3B
- 4-Hal Chase, 1B
- 5-Wildfire Schulte, RF
- 6-Roy Hartzell, SS
- 7-Dave Shean, 2B
- 8-Paddy Livingston, C
- 9-Bob Ewing, P



Hartzell, r.f. St. Louis Am.



OUTFIELD, BOSTON AMERICANS



SHECKARD, CHICAGO NAT'L




SCHULTE, CHICAGO NAT'L




LORD, BOSTON AMER.



LIVINGSTONE, PHILA. AMER.



EWING, CINCINNATI



David Shean
OF THE
BOSTON NATIONALS



CHASE, N. Y. AMER.

13 Pitchers	Tm	Lg	W	L	PCT	SV	ERA	G	GS	CG	SHO	QS	IP	H	R	ER	HR	SO	BB
Cole, K.	HP	TCBA	1	0	1.000	0	1.00	1	1	1	0	0	9.0	6	4	1	0	2	1
Krause, H.	HP	TCBA	20	7	.741	5	1.32	48	25	13	1	22	231.0	138	54	34	3	126	60
Ewing, B.	HP	TCBA	16	7	.696	0	2.38	35	31	12	6	20	241.2	190	94	64	1	125	87
Sallee, S.	HP	TCBA	12	11	.522	2	2.49	40	28	9	3	17	231.1	194	86	64	2	74	63
Pelty, B.	HP	TCBA	13	10	.565	2	2.60	35	24	14	0	14	215.0	186	86	62	1	105	74
Smith, C.	HP	TCBA	7	13	.350	0	3.13	27	21	8	2	11	149.2	154	69	52	7	77	37
Backman, L.	HP	TCBA	3	4	.429	1	3.43	23	6	2	1	4	81.1	91	36	31	1	27	27
Olmstead, F.	HP	TCBA	4	6	.400	2	3.75	23	3	1	0	1	60.0	53	32	25	0	18	15
Scanlan, D.	HP	TCBA	11	8	.579	1	4.24	32	15	4	1	9	127.1	107	75	60	3	76	77
Owens, F.	HP	TCBA	0	0	-	0	4.96	5	0	0	0	0	16.1	27	13	9	0	9	5
Orth, A.	HP	TCBA	0	0	-	0	5.56	4	0	0	0	0	11.1	12	7	7	0	4	3
Keeley, B.	HP	TCBA	0	1	.000	0	5.93	13	0	0	0	0	13.2	24	16	9	0	3	8
Braun, R.	HP	TCBA	0	0	-	0	10.80	2	0	0	0	0	1.2	3	2	2	0	0	0
Hyde Park Vitamen			87	67	.565	13	2.72	288	154	64	14	98	1389.1	1185	574	420	18	646	457

13 Pitchers	Tm	Lg	SUP/9	R/9	ERA	BF/9	BR/9	H/9	BB/9	SO/9	HR/9	ERPT	OBA	BF	BR	IBB	HB	WP	BK
Cole, K.	HP	TCBA	6.0	4.00	1.00	35.0	7.0	6.0	1.0	2.0	.00	1.9	.176	35	7	0	0	0	0
Krause, H.	HP	TCBA	3.8	2.10	1.32	34.8	7.7	5.4	2.2	4.9	.12	41.2	.171	894	198	4	4	2	1
Ewing, B.	HP	TCBA	4.5	3.50	2.38	37.5	10.2	7.1	3.1	4.7	.04	14.7	.213	1006	275	5	3	3	0
Sallee, S.	HP	TCBA	3.8	3.35	2.49	37.6	10.0	7.5	2.2	2.9	.08	11.3	.221	967	257	7	7	4	0
Pelty, B.	HP	TCBA	4.3	3.60	2.60	38.2	10.9	7.8	2.8	4.4	.04	8.0	.233	912	260	7	7	2	2
Smith, C.	HP	TCBA	3.7	4.15	3.13	39.0	11.6	9.3	1.9	4.6	.42	-3.3	.260	649	193	5	7	0	0
Backman, L.	HP	TCBA	1.8	3.98	3.43	39.3	13.1	10.1	2.8	3.0	.11	-4.5	.287	355	118	2	2	2	0
Olmstead, F.	HP	TCBA	1.4	4.80	3.75	37.5	10.1	8.0	1.6	2.7	.00	-5.5	.248	250	67	4	3	2	0
Scanlan, D.	HP	TCBA	3.8	5.30	4.24	40.2	13.1	7.6	4.9	5.4	.21	-18.6	.228	569	185	7	8	3	0
Owens, F.	HP	TCBA	.0	7.16	4.96	44.6	18.7	14.9	2.8	5.0	.00	-3.7	.365	81	34	0	2	0	1
Orth, A.	HP	TCBA	.0	5.56	5.56	40.5	11.9	9.5	2.4	3.2	.00	-3.3	.261	51	15	0	0	0	0
Keeley, B.	HP	TCBA	.0	10.54	5.93	48.7	19.8	15.8	2.6	2.0	.00	-4.6	.393	74	30	4	2	0	0
Braun, R.	HP	TCBA	.0	10.80	10.80	54.0	21.6	16.2	.0	.0	.00	-1.5	.333	10	4	0	1	0	1
Hyde Park Vitamen			3.7	3.72	2.72	37.9	10.6	7.7	2.7	4.2	.12	32.2	.228	5853	1643	45	46	18	5

26 Players	Tm	Lg	AVG	G	AB	R	H	2B	3B	HR	TB	RBI	SO	BB	ASB	SB	CS	SBP	GDP
Keeley, B.	HP	TCBA	.500	13	4	0	2	0	0	0	2	2	0	0	0	0	0	-	1
Scanlan, D.	HP	TCBA	.366	32	41	8	15	9	0	0	24	6	3	6	0	0	0	-	1
Chase, H.	HP	TCBA	.326	124	481	77	157	21	1	3	189	80	41	31	53	42	11	79.2	6
Lord, H.	HP	TCBA	.310	139	564	82	175	13	5	0	198	58	37	16	71	55	16	77.5	5
Hartzell, R.	HP	TCBA	.308	153	607	78	187	18	3	0	211	71	59	40	18	11	7	61.1	7
Wallace, B.	HP	TCBA	.265	128	332	31	88	16	4	0	112	45	36	24	5	3	2	60.0	8
Shean, D.	HP	TCBA	.260	116	385	50	100	14	1	0	116	33	49	43	35	24	11	68.6	4
Livingston, P.	HP	TCBA	.255	69	200	28	51	5	5	0	66	29	22	15	4	4	0	100.0	5
Braun, R.	HP	TCBA	.246	51	69	9	17	5	1	0	24	4	12	4	0	0	0	-	4
Hooper, H.	HP	TCBA	.244	85	262	40	64	2	4	0	74	23	21	18	14	12	2	85.7	1
Owens, F.	HP	TCBA	.243	70	103	6	25	2	0	0	27	12	17	11	1	1	0	100.0	1
Sheckard, J.	HP	TCBA	.238	144	580	86	138	29	7	0	181	54	55	66	21	15	6	71.4	9
Schulte, W.	HP	TCBA	.232	141	555	64	129	13	8	4	170	82	47	28	31	21	10	67.7	8
French, C.	HP	TCBA	.231	84	182	31	42	1	2	0	47	12	14	25	4	3	1	75.0	4
Orth, A.	HP	TCBA	.231	35	39	4	9	0	1	0	11	3	6	3	1	1	0	100.0	1
Conroy, W.	HP	TCBA	.216	64	171	13	37	3	0	0	40	17	23	15	14	11	3	78.6	1
Devoy, W.	HP	TCBA	.215	72	149	18	32	4	7	0	50	17	27	8	3	3	0	100.0	6
Sullivan, B.	HP	TCBA	.185	95	243	23	45	2	0	0	47	25	35	22	2	2	0	100.0	8
Ewing, B.	HP	TCBA	.183	36	82	7	15	1	0	0	16	10	16	1	0	0	0	-	0
Pelty, B.	HP	TCBA	.153	35	72	7	11	2	0	0	13	6	11	2	0	0	0	-	0
Smith, C.	HP	TCBA	.146	27	48	2	7	0	0	0	7	4	7	0	0	0	0	-	1
Krause, H.	HP	TCBA	.125	48	72	5	9	0	0	0	9	5	14	5	0	0	0	-	2
Sallee, S.	HP	TCBA	.114	40	70	7	8	0	0	0	8	7	11	8	0	0	0	-	0
Backman, L.	HP	TCBA	.091	23	22	2	2	0	0	0	2	1	2	2	0	0	0	-	0
Olmstead, F.	HP	TCBA	.063	23	16	0	1	0	0	0	1	0	2	0	0	0	0	-	0
Cole, K.	HP	TCBA	.000	1	4	0	0	0	0	0	0	0	2	0	0	0	0	-	0
Hyde Park Vitamen			.255	1848	5353	678	1366	160	49	7	1645	606	569	393	277	208	69	75.1	83

Hyde Park Vitamen			.255	1648	5555	678	1500	100	49	7	1645	600	569	395	277	208	69	75.1	0	
26 Players	Tm	Lg	AVG	OBP	SLG	OPS	ISO	SECA	TA	RCON	RC	RC/G	PA	IBB	HBP	SH	SF			
Keeley, B.	HP	TCBA	.500	.500	.500	1.000	.000	.000	.667	.4	.5	4.5	4	0	0	0	0			
Scanlan, D.	HP	TCBA	.366	.458	.585	1.044	.220	.366	1.148	5.8	11.3	10.9	49	0	1	1	0			
Chase, H.	HP	TCBA	.326	.365	.393	.758	.067	.195	.774	18.6	73.8	5.7	522	3	2	1	7			
Lord, H.	HP	TCBA	.310	.331	.351	.682	.041	.138	.668	4.3	69.6	4.5	595	2	5	2	8			
Hartzell, R.	HP	TCBA	.308	.351	.348	.698	.040	.112	.611	2.1	76.1	4.6	658	1	3	2	6			
Wallace, B.	HP	TCBA	.265	.316	.337	.653	.072	.148	.563	-3.9	36.3	3.7	373	0	4	6	7			
Shean, D.	HP	TCBA	.260	.336	.301	.637	.042	.187	.620	-4.2	43.6	3.7	450	2	3	15	4			
Livingston, P.	HP	TCBA	.255	.326	.330	.656	.075	.170	.597	-.8	22.7	3.9	226	2	7	2	2			
Braun, R.	HP	TCBA	.246	.288	.348	.635	.101	.159	.500	-1.6	5.8	2.8	73	0	0	0	0			
Hooper, H.	HP	TCBA	.244	.307	.282	.589	.038	.145	.547	-6.8	25.8	3.4	288	0	6	1	1			
Owens, F.	HP	TCBA	.243	.313	.262	.575	.019	.136	.494	-3.4	9.6	3.1	118	1	0	3	1			
Sheckard, J.	HP	TCBA	.238	.319	.312	.631	.074	.203	.582	-9.2	62.0	3.6	660	1	4	8	2			
Schulte, W.	HP	TCBA	.232	.268	.306	.575	.074	.144	.495	-24.6	45.7	2.7	597	1	1	8	5			
French, C.	HP	TCBA	.231	.340	.258	.598	.027	.176	.552	-4.0	17.7	3.3	212	1	5	0	0			
Orth, A.	HP	TCBA	.231	.279	.282	.561	.051	.154	.484	-1.5	3.4	2.7	45	0	0	2	1			
Conroy, W.	HP	TCBA	.216	.278	.234	.512	.018	.152	.478	-9.0	13.4	2.4	196	0	0	9	1			
Devoy, W.	HP	TCBA	.215	.252	.336	.587	.121	.195	.496	-5.7	11.7	2.5	160	0	0	1	2			
Sullivan, B.	HP	TCBA	.185	.280	.193	.474	.008	.107	.403	-16.3	15.2	1.9	287	3	12	5	5			
Ewing, B.	HP	TCBA	.183	.190	.195	.386	.012	.024	.254	-9.2	3.7	1.3	94	0	0	10	1			
Pelty, B.	HP	TCBA	.153	.176	.181	.356	.028	.056	.246	-8.8	2.9	1.1	83	0	0	9	0			
Smith, C.	HP	TCBA	.146	.241	.146	.387	.000	.000	.310	-5.0	2.1	1.3	57	0	6	3	0			
Krause, H.	HP	TCBA	.125	.188	.125	.313	.000	.069	.231	-9.6	2.2	.8	86	0	1	6	2			
Sallee, S.	HP	TCBA	.114	.210	.114	.324	.000	.114	.274	-8.8	2.9	1.1	88	0	1	7	2			
Backman, L.	HP	TCBA	.091	.167	.091	.258	.000	.091	.200	-3.4	.5	.7	26	0	0	2	0			
Olmstead, F.	HP	TCBA	.063	.063	.063	.125	.000	.000	.067	-3.3	.1	.2	17	0	0	1	0			
Cole, K.	HP	TCBA	.000	.000	.000	.000	.000	.000	.000	-1.0	.0	.0	4	0	0	0	0			
Hyde Park Vitamen			.255	.310	.307	.618	.052	.152	.557	-109.2	545.1	3.4	5968	17	61	104	57			

Spiders







CLEVELAND SPIDERS FREE AGENT DRAFT

1-Harry Gaspar 2-Art Griggs



Cleveland Spiders 1910 Opening Day Lineup



- 1-Donie Bush, SS
- 2-John Titus, RF
- 3-Tommy Leach, CF
- 4-Bill Carrigan, C
- 5-Matty McIntyre, LF
- 6-Kitty Bransfield, 1B
- 7-Terry Turner, 2B
- 8-Billy Purtell, 3B
- 9-Cy Morgan, P

8 Pitchers	Tm	Lg	W	L	PCT	SV	ERA	G	GS	CG	SHO	QS	IP	H	R	ER	HR	SO	BB
Walsh, E.	CS	TCBA	20	8	.714	0	1.50	31	29	25	4	25	258.0	154	64	43	2	118	65
Maddox, N.	CS	TCBA	15	8	.652	0	1.98	27	25	21	5	16	214.0	168	67	47	2	59	35
Gaspar, H.	CS	TCBA	16	11	.593	0	2.16	36	27	22	2	17	253.2	207	85	61	1	56	55
Morgan, C.	CS	TCBA	22	16	.579	1	2.34	44	34	30	4	23	326.2	238	111	85	4	99	131
Manning, R.	CS	TCBA	7	13	.350	2	3.25	26	22	11	2	9	180.0	193	91	65	1	80	63
Tuckey, T.	CS	TCBA	2	4	.333	1	4.00	11	5	5	0	1	63.0	85	41	28	0	25	17
Rhodes, C.	CS	TCBA	1	10	.091	0	5.52	15	11	6	0	4	91.1	117	71	56	1	53	51
Shifflett, C.	CS	TCBA	0	1	.000	0	12.00	1	1	0	0	0	3.0	9	8	4	0	0	1
Cleveland Spiders			83	71	.539	4	2.52	191	154	120	17	95	1389.2	1171	538	389	11	490	418

8 Pitchers	Tm	Lg	SUP/9	R/9	ERA	BF/9	BR/9	H/9	BB/9	SO/9	HR/9	ERPT	OBA	BF	BR	IBB	HB	WP	BK
Walsh, E.	CS	TCBA	3.8	2.23	1.50	35.1	7.7	5.4	2.3	4.1	.07	41.0	.169	1006	222	0	3	3	0
Maddox, N.	CS	TCBA	4.8	2.82	1.98	36.1	8.9	7.1	1.5	2.5	.08	22.7	.211	858	212	0	9	0	0
Gaspar, H.	CS	TCBA	3.4	3.02	2.16	36.5	9.6	7.3	2.0	2.0	.04	21.6	.220	1028	271	0	9	1	0
Morgan, C.	CS	TCBA	4.3	3.06	2.34	37.3	10.6	6.6	3.6	2.7	.11	21.3	.204	1354	385	0	16	5	1
Manning, R.	CS	TCBA	3.7	4.55	3.25	39.8	13.0	9.7	3.1	4.0	.05	-6.4	.274	795	260	0	4	4	0
Tuckey, T.	CS	TCBA	1.9	5.86	4.00	41.7	14.9	12.1	2.4	3.6	.00	-7.5	.317	292	104	0	2	1	0
Rhodes, C.	CS	TCBA	2.3	7.00	5.52	43.8	16.9	11.5	5.0	5.2	.10	-26.3	.311	444	172	0	4	4	0
Shifflett, C.	CS	TCBA	.0	24.00	12.00	63.0	30.0	27.0	3.0	.0	.00	-3.0	.474	21	10	0	0	0	0
Cleveland Spiders			3.8	3.48	2.52	37.6	10.6	7.6	2.7	3.2	.07	63.3	.226	5798	1636	0	47	18	1



20 Players	Tm	Lg	AVG	G	AB	R	H	2B	3B	HR	TB	RBI	SO	BB	ASB	SB	CS	SBP	GDP
Carrigan, B.	CS	TCBA	.361	73	288	35	104	18	1	0	124	58	29	22	6	2	4	33.3	6
Birmingham, J.	CS	TCBA	.303	29	89	20	27	6	2	0	37	14	8	7	4	4	0	100.0	1
Bransfield, K.	CS	TCBA	.289	137	546	72	158	19	5	1	190	62	52	25	27	21	6	77.8	7
Bush, D.	CS	TCBA	.274	151	566	109	155	18	1	0	175	38	57	110	69	55	14	79.7	1
Purtell, B.	CS	TCBA	.266	106	369	37	98	8	2	0	110	43	35	28	22	12	10	54.5	4
Starr, C.	CS	TCBA	.264	79	250	31	66	4	2	0	74	36	39	39	8	6	2	75.0	3
Titus, J.	CS	TCBA	.261	152	536	72	140	27	5	1	180	69	77	81	30	22	8	73.3	12
Leach, T.	CS	TCBA	.255	154	607	85	155	35	9	0	208	65	76	68	35	27	8	77.1	16
Griggs, A.	CS	TCBA	.253	53	158	11	40	10	4	0	58	17	23	7	7	4	3	57.1	5
McIntyre, M.	CS	TCBA	.236	136	483	55	114	13	6	0	139	52	82	67	17	10	7	58.8	5
Turner, T.	CS	TCBA	.214	53	196	22	42	4	5	0	56	27	20	13	13	9	4	69.2	4
Shifflett, C.	CS	TCBA	.195	45	82	4	16	5	2	1	28	12	16	5	0	0	0	-	2
Powers, M.	CS	TCBA	.186	85	322	18	60	0	0	0	60	27	27	6	0	0	0	-	5
Walsh, E.	CS	TCBA	.158	31	95	12	15	3	0	0	18	4	13	8	7	6	1	85.7	4
Rhodes, C.	CS	TCBA	.156	15	32	1	5	2	0	0	7	0	5	1	0	0	0	-	0
Maddox, N.	CS	TCBA	.150	27	80	9	12	1	1	0	15	3	15	9	0	0	0	-	0
Morgan, C.	CS	TCBA	.145	44	117	12	17	4	1	0	23	7	17	7	1	1	0	100.0	4
Manning, R.	CS	TCBA	.113	26	62	4	7	0	0	0	7	6	7	1	0	0	0	-	0
Tuckey, T.	CS	TCBA	.095	60	200	8	19	0	0	0	19	9	34	1	0	0	0	-	7
Gaspar, H.	CS	TCBA	.057	36	88	1	5	1	0	0	6	6	10	7	3	2	1	66.7	1
Cleveland Spiders			.243	1492	5166	618	1255	178	46	3	1534	555	642	512	249	181	68	72.7	87

Tuckey, T.	CS	TCBA	.095	.00	.200	0	19	0	0	0	19	9	34	1	0	0	0	-	7
Gaspar, H.	CS	TCBA	.057	.36	.88	1	5	1	0	0	6	6	10	7	3	2	1	66.7	1
Cleveland Spiders			.243	1492	5166	618	1255	178	46	3	1534	555	642	512	249	181	68	72.7	87

20 Players	Tm	Lg	AVG	OBP	SLG	OPS	ISO	SECA	TA	RCON	RC	RC/G	PA	IBB	HBP	SH	SF
Carrigan, B.	CS	TCBA	.361	.404	.431	.834	.069	.139	.763	14.0	48.8	6.6	316	4	0	4	2
Birmingham, J.	CS	TCBA	.303	.347	.416	.763	.112	.236	.762	3.6	14.0	5.7	99	2	0	1	2
Bransfield, K.	CS	TCBA	.289	.318	.348	.666	.059	.132	.591	-2.8	63.3	3.9	605	3	1	27	6
Bush, D.	CS	TCBA	.274	.396	.309	.705	.035	.302	.812	21.6	89.2	5.4	704	0	6	19	3
Purtell, B.	CS	TCBA	.266	.317	.298	.615	.033	.114	.530	-11.7	36.5	3.2	423	0	1	22	3
Starr, C.	CS	TCBA	.264	.377	.296	.673	.032	.204	.672	3.0	33.8	4.4	315	1	8	15	3
Titus, J.	CS	TCBA	.261	.376	.336	.712	.075	.252	.731	13.8	76.7	4.7	661	5	21	16	6
Leach, T.	CS	TCBA	.255	.332	.343	.675	.087	.231	.643	2.0	72.7	3.9	702	1	3	22	2
Griggs, A.	CS	TCBA	.253	.285	.367	.652	.114	.165	.548	-3.8	14.7	3.0	170	1	0	5	0
McIntyre, M.	CS	TCBA	.236	.327	.288	.615	.052	.197	.570	-10.8	51.0	3.4	570	3	1	13	6
Turner, T.	CS	TCBA	.214	.265	.286	.551	.071	.163	.488	-10.1	14.8	2.4	211	0	1	0	1
Shifflett, C.	CS	TCBA	.195	.241	.341	.583	.146	.207	.485	-3.7	6.3	2.5	87	1	0	0	0
Powers, M.	CS	TCBA	.186	.199	.186	.385	.000	.019	.247	-35.9	11.8	1.2	336	2	0	4	4
Walsh, E.	CS	TCBA	.158	.223	.189	.413	.032	.168	.376	-8.2	4.1	1.3	104	0	0	1	0
Rhodes, C.	CS	TCBA	.156	.182	.219	.401	.063	.094	.296	-3.4	1.4	1.3	34	0	0	1	0
Maddox, N.	CS	TCBA	.150	.244	.188	.432	.038	.150	.368	-7.3	4.4	1.7	91	0	1	1	0
Morgan, C.	CS	TCBA	.145	.192	.197	.389	.051	.120	.298	-12.7	4.5	1.1	132	0	0	7	1
Manning, R.	CS	TCBA	.113	.125	.113	.238	.000	.016	.145	-10.2	1.1	.5	67	0	0	3	1
Tuckey, T.	CS	TCBA	.095	.103	.095	.198	.000	.005	.112	-35.9	1.6	.2	211	1	1	8	1
Gaspar, H.	CS	TCBA	.057	.125	.068	.193	.011	.102	.176	-15.8	1.1	.3	99	0	0	3	1
Cleveland Spiders			.243	.314	.297	.611	.054	.175	.559	-114.4	523.8	3.3	5937	24	44	172	42

ISLANDERS








BASEBALL



Long Island Islanders Draft Picks

Long Island

1-Zack Wheat 1a-Staffy McInnis 1b-Russ Ford 2-Bil Killifer 3-Hi Myers 3a-George McConnell
4-Louis Drucke 5-Bill Powell 6-Bill Lelivelt 6a-Chuck Rose 6b-Rudy Schwenck 7-Lucky Wright
7a-Eddie Higgins 7b-Ed LaFitte 8-Phil Stremmer 8a-Bill Forman 8b-Tommy Atkins



1-Bill Sweeney, 3B
2-Herbie Moran, CF
3-George Browne, RF
4-Jake Atz, 2B
5-Hy Myers, LF
6-Stuffy McInnis, SS
7-Doc Marshall, C
8-George Davis, 1B
9-Bill Powell, P

Opening Day Starting Lineup
1910 Long Island Islanders



17 Pitchers	Tm	Lg	W	L	PCT	SV	ERA	G	GS	CG	SHO	QS	IP	H	R	ER	HR	SO	BB
McEneaney, J.	LI	TCBA	0	0	-	1	1.04	16	0	0	0	0	17.1	17	8	2	0	10	5
Drucke, L.	LI	TCBA	1	2	.333	0	2.18	4	4	1	0	2	33.0	23	14	8	0	10	12
Ford, R.	LI	TCBA	0	0	-	0	2.70	3	0	0	0	0	3.1	5	5	1	0	3	4
White, D.	LI	TCBA	8	14	.364	0	2.95	31	21	18	0	11	189.0	167	82	62	0	94	53
Atkins, T.	LI	TCBA	0	3	.000	0	2.97	25	1	0	0	0	30.1	36	20	10	0	24	12
Lelivelt, B.	LI	TCBA	1	2	.333	0	3.26	24	2	1	0	1	38.2	45	19	14	0	13	13
Wright, L.	LI	TCBA	6	22	.214	0	3.64	31	30	11	2	12	202.2	206	117	82	0	70	95
Higgins, E.	LI	TCBA	4	15	.211	3	3.84	38	20	6	1	8	171.0	218	108	73	4	60	35
Powell, B.	LI	TCBA	4	22	.154	0	4.69	30	27	3	0	7	165.0	203	125	86	1	54	91
Stremmel, P.	LI	TCBA	1	4	.200	0	4.94	26	3	2	0	0	58.1	78	42	32	0	26	17
Lafitte, E.	LI	TCBA	1	2	.333	0	4.99	27	3	1	0	1	61.1	83	43	34	0	52	19
Schwenck, R.	LI	TCBA	0	0	-	0	5.00	14	1	0	0	0	18.0	26	15	10	0	22	6
McConnell, G.	LI	TCBA	0	0	-	0	5.40	6	0	0	0	0	5.0	7	5	3	0	2	5
Vickers, R.	LI	TCBA	2	5	.286	2	5.51	31	4	3	0	2	65.1	89	45	40	0	45	23
Rose, C.	LI	TCBA	0	3	.000	0	5.59	21	2	2	0	2	48.1	62	42	30	2	16	21
Owen, F.	LI	TCBA	0	6	.000	1	6.78	32	9	2	0	1	74.1	125	72	56	2	24	20
Forman, B.	LI	TCBA	3	23	.115	0	7.06	29	27	9	0	2	176.0	239	172	138	2	70	104
Long Island Islanders			31	123	.201	7	4.52	388	154	59	3	49	1357.0	1629	934	681	11	595	535

17 Pitchers	Tm	Lg	SUP/9	R/9	ERA	BF/9	BR/9	H/9	BB/9	SO/9	HR/9	ERPT	OBA	BF	BR	IBB	HB	WP	BK
McEneaney, J.	LI	TCBA	.0	4.15	1.04	40.0	11.9	8.8	2.6	5.2	.00	3.6	.243	77	23	0	1	0	0
Drucke, L.	LI	TCBA	2.2	3.82	2.18	37.9	9.3	6.3	3.0	2.7	.00	2.7	.193	139	34	1	0	0	0
Ford, R.	LI	TCBA	.0	13.50	2.70	54.0	24.3	13.5	10.8	8.1	.00	.1	.313	20	9	0	0	0	1
White, D.	LI	TCBA	2.4	3.90	2.95	38.2	10.9	8.0	2.5	4.5	.00	-.5	.235	803	229	0	9	7	0
Atkins, T.	LI	TCBA	.0	5.93	2.97	40.6	14.2	10.7	3.6	7.1	.00	-.1	.298	137	48	0	0	0	0
Lelivelt, B.	LI	TCBA	1.4	4.42	3.26	39.1	12.1	10.5	1.6	3.0	.00	-1.4	.304	168	52	6	0	0	0
Wright, L.	LI	TCBA	2.1	5.20	3.64	40.4	13.4	9.1	4.2	3.1	.00	-16.0	.260	909	301	0	0	3	0
Higgins, E.	LI	TCBA	2.0	5.68	3.84	41.3	13.7	11.5	1.8	3.2	.21	-17.3	.302	784	260	1	8	3	1
Powell, B.	LI	TCBA	2.2	6.82	4.69	43.9	16.4	11.1	4.9	2.9	.05	-32.3	.300	804	300	1	7	7	0
Stremmel, P.	LI	TCBA	2.5	6.48	4.94	41.2	14.8	12.0	2.0	4.0	.00	-13.0	.321	267	96	4	5	0	0
Lafitte, E.	LI	TCBA	1.0	6.31	4.99	42.0	15.3	12.2	2.6	7.6	.00	-14.0	.318	286	104	1	3	3	0
Schwenck, R.	LI	TCBA	2.5	7.50	5.00	46.0	16.5	13.0	2.0	11.0	.00	-4.1	.321	92	33	2	3	0	0
McConnell, G.	LI	TCBA	.0	9.00	5.40	48.6	23.4	12.6	9.0	3.6	.00	-1.4	.350	27	13	0	1	0	0
Vickers, R.	LI	TCBA	1.5	6.20	5.51	42.3	15.6	12.3	3.2	6.2	.00	-18.7	.325	307	113	0	1	4	0
Rose, C.	LI	TCBA	.4	7.82	5.59	43.0	16.0	11.5	3.9	3.0	.37	-14.3	.304	231	86	0	3	0	0
Owen, F.	LI	TCBA	.8	8.72	6.78	44.9	17.6	15.1	2.2	2.9	.24	-31.8	.364	371	145	2	2	0	0
Forman, B.	LI	TCBA	3.2	8.80	7.06	45.3	18.3	12.2	5.3	3.6	.10	-80.7	.322	886	358	0	15	10	0
Long Island Islanders			2.0	6.19	4.52	41.8	14.6	10.8	3.4	3.9	.07	-239.3	.294	6308	2204	18	58	37	2

33 Players	Tm	Lg	AVG	G	AB	R	H	2B	3B	HR	TB	RBI	SO	BB	ASB	SB	CS	SBP	GDP
Drucke, L.	LI	TCBA	.364	4	11	3	4	0	0	0	4	1	1	0	0	0	0	-	0
O'Connor, P.	LI	TCBA	.350	15	20	1	7	1	0	0	8	1	1	0	0	0	0	-	0
Higgins, E.	LI	TCBA	.280	38	50	2	14	0	0	0	14	4	5	2	0	0	0	-	0
Lafitte, E.	LI	TCBA	.273	27	11	0	3	0	0	0	3	0	3	0	0	0	0	-	0
Browne, G.	LI	TCBA	.266	114	391	37	104	17	8	0	137	32	35	35	18	12	6	66.7	5
Atz, J.	LI	TCBA	.248	106	363	28	90	21	3	0	117	36	52	29	14	8	6	57.1	4
Flick, E.	LI	TCBA	.232	84	276	31	64	14	2	0	82	13	25	24	12	7	5	58.3	4
McEaney, J.	LI	TCBA	.222	101	306	26	68	12	2	3	93	25	58	20	1	0	1	.0	6
Sweeney, B.	LI	TCBA	.222	146	564	55	125	23	4	0	156	41	92	36	36	26	10	72.2	8
Wheat, Z.	LI	TCBA	.219	43	114	17	25	6	0	0	31	9	14	7	0	0	0	-	1
Payne, F.	LI	TCBA	.216	56	134	8	29	1	0	0	30	14	19	7	1	0	1	.0	3
McConnell, G.	LI	TCBA	.211	89	265	16	56	0	7	0	70	21	38	15	6	2	4	33.3	3
McInnis, S.	LI	TCBA	.206	79	282	25	58	0	0	6	76	36	42	17	0	0	0	-	12
Moran, H.	LI	TCBA	.190	92	268	27	51	12	0	0	63	15	47	50	0	0	0	-	5
Bliss, J.	LI	TCBA	.187	55	107	13	20	2	1	1	27	7	17	11	1	1	0	100.0	1
Myers, H.	LI	TCBA	.181	132	430	32	78	13	0	0	91	32	50	35	11	8	3	72.7	12
Herzog, B.	LI	TCBA	.181	120	419	19	76	4	0	0	80	18	55	40	5	1	4	20.0	7
Marshall, D.	LI	TCBA	.172	132	430	23	74	22	5	0	106	33	69	26	4	1	3	25.0	9
White, D.	LI	TCBA	.167	106	215	30	36	0	4	0	44	10	36	43	11	8	3	72.7	5
Forman, B.	LI	TCBA	.143	29	56	5	8	0	0	0	8	2	8	2	0	0	0	-	1
Wilson, A.	LI	TCBA	.139	20	36	2	5	1	0	0	6	1	6	3	0	0	0	-	0
Davis, G.	LI	TCBA	.101	67	138	11	14	1	0	0	15	6	21	15	2	2	0	100.0	2
Killefer, B.	LI	TCBA	.091	4	11	0	1	0	0	0	1	0	2	0	0	0	0	-	0
Owen, F.	LI	TCBA	.067	32	15	0	1	0	0	0	1	0	7	0	0	0	0	-	0
Vickers, R.	LI	TCBA	.059	31	17	0	1	0	0	0	1	1	1	0	0	0	0	-	1
Wright, L.	LI	TCBA	.048	31	63	1	3	0	0	0	3	1	16	1	0	0	0	-	1
Powell, B.	LI	TCBA	.020	30	49	1	1	0	0	0	1	1	5	1	0	0	0	-	0
Stremmel, P.	LI	TCBA	.000	26	13	1	0	0	0	0	0	0	2	0	0	0	0	-	0
Rose, C.	LI	TCBA	.000	21	11	1	0	0	0	0	0	0	2	1	0	0	0	-	0
Lelivelt, B.	LI	TCBA	.000	24	7	1	0	0	0	0	0	0	2	0	0	0	0	-	0
Schwenck, R.	LI	TCBA	.000	14	4	0	0	0	0	0	0	0	1	1	0	0	0	-	0
Atkins, T.	LI	TCBA	.000	25	3	0	0	0	0	0	0	0	0	0	0	0	0	-	0
Ford, R.	LI	TCBA	-	3	0	0	0	0	0	0	0	0	0	0	0	0	0	-	0
Long Island Islanders			.200	1896	5079	416	1016	150	36	10	1268	360	732	421	122	76	46	62.3	90

33 Players	Tm	Lg	AVG	OBP	SLG	OPS	ISO	SECA	TA	RCON	RC	RC/G	PA	IBB	HBP	SH	SF
Drucke, L.	LI	TCBA	.364	.364	.364	.727	.000	.000	.571	.1	1.5	5.6	11	0	0	0	0
O'Connor, P.	LI	TCBA	.350	.350	.400	.750	.050	.050	.615	.3	2.8	5.8	20	0	0	0	0
Higgins, E.	LI	TCBA	.280	.308	.280	.588	.000	.040	.444	-1.9	4.5	3.3	53	0	0	1	0
Lafitte, E.	LI	TCBA	.273	.273	.273	.545	.000	.000	.375	-.6	.9	2.6	12	0	0	1	0
Browne, G.	LI	TCBA	.266	.327	.350	.678	.084	.189	.624	-1.4	46.6	4.1	434	1	2	3	3
Atz, J.	LI	TCBA	.248	.302	.322	.624	.074	.160	.544	-9.7	36.3	3.3	402	0	0	8	2
Flick, E.	LI	TCBA	.232	.297	.297	.594	.065	.159	.520	-10.0	25.0	3.0	305	0	2	2	1
McEaney, J.	LI	TCBA	.222	.271	.304	.575	.082	.144	.465	-13.9	24.7	2.7	328	1	1	0	1
Sweeney, B.	LI	TCBA	.222	.269	.277	.545	.055	.147	.479	-28.2	43.6	2.5	614	0	1	11	2
Wheat, Z.	LI	TCBA	.219	.262	.272	.534	.053	.114	.422	-6.4	8.6	2.5	124	0	0	2	1
Payne, F.	LI	TCBA	.216	.255	.224	.479	.007	.052	.349	-10.5	7.8	1.8	148	0	1	3	3
McConnell, G.	LI	TCBA	.211	.255	.264	.519	.053	.102	.407	-19.1	18.5	2.1	301	0	1	19	1
McInnis, S.	LI	TCBA	.206	.262	.270	.532	.064	.124	.419	-16.1	18.8	2.1	311	1	6	2	4
Moran, H.	LI	TCBA	.190	.319	.235	.554	.045	.231	.514	-9.9	23.3	2.8	320	0	1	0	1
Bliss, J.	LI	TCBA	.187	.261	.252	.513	.065	.178	.443	-6.4	8.2	2.3	125	0	0	6	1
Myers, H.	LI	TCBA	.181	.244	.212	.455	.030	.123	.368	-35.2	22.9	1.6	478	0	1	10	2
Herzog, B.	LI	TCBA	.181	.259	.191	.450	.010	.098	.353	-37.0	22.2	1.7	470	0	4	6	1
Marshall, D.	LI	TCBA	.172	.220	.247	.466	.074	.130	.364	-37.3	22.4	1.6	463	0	1	3	3
White, D.	LI	TCBA	.167	.308	.205	.512	.037	.260	.513	-10.8	16.9	2.4	264	1	1	4	1
Forman, B.	LI	TCBA	.143	.172	.143	.315	.000	.036	.204	-7.7	1.5	.8	62	0	0	4	0
Wilson, A.	LI	TCBA	.139	.205	.167	.372	.028	.111	.290	-4.1	1.4	1.2	39	0	0	0	0
Davis, G.	LI	TCBA	.101	.190	.109	.298	.007	.130	.254	-18.7	3.7	.8	155	0	0	2	0
Killefer, B.	LI	TCBA	.091	.091	.091	.182	.000	.000	.100	-2.0	.1	.2	11	0	0	0	0
Owen, F.	LI	TCBA	.067	.067	.067	.133	.000	.000	.071	-3.0	.1	.1	15	0	0	0	0
Vickers, R.	LI	TCBA	.059	.059	.059	.118	.000	.000	.059	-3.5	.0	.0	17	0	0	0	0
Wright, L.	LI	TCBA	.048	.063	.048	.110	.000	.016	.066	-13.3	.2	.1	68	0	0	4	0
Powell, B.	LI	TCBA	.020	.039	.020	.060	.000	.020	.042	-11.2	.1	.0	52	0	0	1	1
Stremmel, P.	LI	TCBA	.000	.071	.000	.071	.000	.000	.077	-2.9	.0	.0	14	0	1	0	0
Rose, C.	LI	TCBA	.000	.083	.000	.083	.000	.091	.091	-2.4	.0	.1	12	0	0	0	0
Lelivelt, B.	LI	TCBA	.000	.125	.000	.125	.000	.000	.143	-1.4	.1	.3	9	0	1	1	0
Schwenck, R.	LI	TCBA	.000	.200	.000	.200	.000	.250	.250	-.7	.1	.4	5	0	0	0	0
Atkins, T.	LI	TCBA	.000	.000	.000	.000	.000	.000	.000	-.8	.0	.0	3	0	0	0	0
Ford, R.	LI	TCBA	-	-	-	-	-	-	-	.0	-	-	0	0	0	0	0
Long Island Islanders			.200	.263	.250	.513	.050	.138	.426	-325.8	348.6	2.2	5645	4	24	93	28

BRADENTON, FL

BUCKEYES











1-Burt Shotton 3-Rebel Oakes 3a-Ward Miller 4-Elmer Knetzer 4a-Del Gainer

Bradenton Buckeyes Draft Picks

- 1-Roy Thomas, CF**
- 2-Burt Shotton, LF**
- 3-Cy Seymour, RF**
- 4-Nap LaJoie, 2B**
- 5-Harry Davis, 1B**
- 6-Heinie Zimmerman SS**
- 7-Woody Wood, 3B**
- 8-Gabby Street, C**
- 9-Howie Camnitz, P**



Bradenton Buckeyes 1910 Opening Day Starting Lineup



10 Pitchers	Tm	Lg	W	L	PCT	SV	ERA	G	GS	CG	SHO	QS	IP	H	R	ER	HR	SO	BB
Stem, F.	BR	TCBA	0	0	-	1	.00	5	0	0	0	0	4.0	6	3	0	0	3	1
Overall, O.	BR	TCBA	27	7	.794	3	1.12	43	37	23	9	34	322.0	157	60	40	1	238	90
Camnitz, H.	BR	TCBA	24	12	.667	0	2.01	43	38	16	5	29	304.1	206	94	68	0	154	83
Wood, W.	BR	TCBA	1	0	1.000	22	2.08	25	0	0	0	0	13.0	14	5	3	0	8	10
Phillippe, D.	BR	TCBA	9	7	.563	5	2.31	33	11	4	1	5	113.0	101	44	29	1	36	12
Willis, V.	BR	TCBA	23	14	.622	0	2.37	42	37	15	2	24	295.2	228	107	78	2	95	97
Coombs, J.	BR	TCBA	6	7	.462	0	3.26	33	19	4	0	8	163.0	138	78	59	1	74	96
Donovan, W.	BR	TCBA	6	8	.429	0	3.93	23	12	3	2	6	107.2	96	58	47	0	54	47
Knetzer, E.	BR	TCBA	1	2	.333	0	8.05	23	0	0	0	0	34.2	56	44	31	2	11	21
Criss, D.	BR	TCBA	0	0	-	0	10.95	20	0	0	0	0	35.1	62	47	43	0	27	30
Bradenton Buckeyes			97	57	.630	31	2.57	290	154	65	19	106	1392.2	1064	540	398	7	700	487

10 Pitchers	Tm	Lg	SUP/9	R/9	ERA	BF/9	BR/9	H/9	BB/9	SO/9	HR/9	ERPT	OBA	BF	BR	IBB	HB	WP	BK
Stem, F.	BR	TCBA	.0	6.75	.00	47.3	15.8	13.5	2.3	6.8	.00	1.3	.300	21	7	0	0	0	0
Overall, O.	BR	TCBA	4.8	1.68	1.12	34.1	7.0	4.4	2.5	6.7	.03	64.8	.143	1221	250	1	4	9	0
Camnitz, H.	BR	TCBA	3.8	2.78	2.01	36.1	8.8	6.1	2.4	4.6	.00	31.1	.187	1222	297	1	9	0	0
Wood, W.	BR	TCBA	.0	3.46	2.08	44.3	16.6	9.7	6.9	5.5	.00	1.2	.259	64	24	0	0	0	0
Phillippe, D.	BR	TCBA	1.8	3.50	2.31	36.6	9.4	8.0	.9	2.9	.08	7.8	.235	460	118	1	6	1	0
Willis, V.	BR	TCBA	4.0	3.26	2.37	37.0	10.3	6.9	3.0	2.9	.06	18.2	.211	1217	339	0	14	0	0
Coombs, J.	BR	TCBA	3.0	4.31	3.26	40.1	13.1	7.6	5.0	4.1	.06	-5.9	.230	726	237	5	8	2	0
Donovan, W.	BR	TCBA	2.9	4.85	3.93	38.9	12.1	8.0	3.8	4.5	.00	-12.0	.242	465	145	1	3	3	0
Knetzer, E.	BR	TCBA	.0	11.42	8.05	47.3	19.2	14.5	4.7	2.9	.52	-19.7	.366	182	74	3	0	1	0
Criss, D.	BR	TCBA	.0	11.97	10.95	50.4	23.9	15.8	7.4	6.9	.00	-31.5	.390	198	94	1	3	2	0
Bradenton Buckeyes			3.5	3.49	2.57	37.3	10.2	6.9	3.1	4.5	.05	55.3	.209	5776	1585	13	47	18	0



26 Players	Tm	Lg	AVG	G	AB	R	H	2B	3B	HR	TB	RBI	SO	BB	ASB	SB	CS	SBP	GDP
Gardner, E.	BR	TCBA	.414	51	87	17	36	7	0	0	43	14	6	4	11	11	0	100.0	2
Lajoie, N.	BR	TCBA	.342	128	462	72	158	45	5	0	213	71	32	37	37	25	12	67.6	8
Downey, R.	BR	TCBA	.283	94	300	33	85	5	0	0	90	22	35	13	18	15	3	83.3	6
Davis, H.	BR	TCBA	.271	145	520	78	141	21	15	2	198	80	53	61	34	29	5	85.3	3
Zimmerman, H.	BR	TCBA	.271	79	192	18	52	10	1	0	64	24	17	7	12	9	3	75.0	3
Elberfeld, K.	BR	TCBA	.261	120	364	46	95	13	7	0	122	43	43	32	38	29	9	76.3	6
Oakes, R.	BR	TCBA	.260	116	404	62	105	9	1	2	122	51	39	38	36	27	9	75.0	6
Thomas, R.	BR	TCBA	.259	88	286	46	74	8	1	0	84	25	21	45	10	8	2	80.0	3
Seymour, C.	BR	TCBA	.256	102	277	60	71	10	5	0	91	24	33	31	29	24	5	82.8	2
Stem, F.	BR	TCBA	.228	90	162	14	37	3	4	0	48	10	27	9	4	3	1	75.0	4
Shotton, B.	BR	TCBA	.226	40	62	10	14	0	0	0	14	6	9	4	2	1	1	50.0	0
Street, G.	BR	TCBA	.222	127	361	19	80	13	0	0	93	36	44	26	3	3	0	100.0	14
Miller, W.	BR	TCBA	.218	126	454	51	99	7	1	0	108	44	52	42	34	28	6	82.4	6
Wood, W.	BR	TCBA	.212	152	515	43	109	23	6	5	159	67	104	38	0	0	0	-	15
Archer, J.	BR	TCBA	.205	74	156	13	32	3	1	1	40	10	34	13	4	4	0	100.0	1
Camnitz, H.	BR	TCBA	.194	43	98	9	19	2	0	0	21	5	17	10	0	0	0	-	0
Phillippe, D.	BR	TCBA	.179	33	28	1	5	0	0	0	5	1	6	0	0	0	0	-	0
Durbin, K.	BR	TCBA	.178	43	45	6	8	0	0	0	8	4	8	8	0	0	0	-	0
Overall, O.	BR	TCBA	.168	43	107	15	18	7	1	1	30	16	13	13	0	0	0	-	5
Gainer, D.	BR	TCBA	.167	11	6	1	1	0	0	0	1	1	1	0	0	0	0	-	0
Criss, D.	BR	TCBA	.157	54	51	2	8	4	0	0	12	8	4	1	0	0	0	-	2
Coombs, J.	BR	TCBA	.156	33	45	3	7	4	0	0	11	2	8	1	0	0	0	-	1
Dolan, C.	BR	TCBA	.106	77	66	5	7	0	0	0	7	2	9	18	0	0	0	-	1
Willis, V.	BR	TCBA	.099	42	101	8	10	2	3	0	18	9	11	4	0	0	0	-	2
Donovan, W.	BR	TCBA	.065	23	31	1	2	0	0	0	2	0	4	2	0	0	0	-	0
Knetzer, E.	BR	TCBA	.000	23	5	0	0	0	0	0	0	0	0	0	0	0	0	-	0
Bradenton Buckeyes			.246	1957	5185	633	1273	196	51	11	1604	575	630	457	272	216	56	79.4	90

Bradenton Buckeyes

26 Players	Tm	Lg	AVG	OBP	SLG	OPS	ISO	SECA	TA	RCON	RC	RC/G	PA	IBB	HBP	SH	SF
Gardner, E.	BR	TCBA	.414	.435	.494	.929	.080	.253	1.094	10.8	20.7	10.3	92	1	0	0	1
Lajoie, N.	BR	TCBA	.342	.398	.461	.859	.119	.227	.873	29.9	85.2	7.0	510	7	8	0	3
Downey, R.	BR	TCBA	.283	.314	.300	.614	.017	.100	.531	-5.6	29.8	3.4	327	0	1	12	1
Davis, H.	BR	TCBA	.271	.351	.381	.731	.110	.273	.765	16.0	79.6	5.4	603	3	8	4	10
Zimmerman, H.	BR	TCBA	.271	.296	.333	.629	.063	.130	.555	-3.6	19.5	3.4	210	0	1	7	3
Elberfeld, K.	BR	TCBA	.261	.339	.335	.674	.074	.217	.687	2.6	45.9	4.1	424	0	12	14	2
Oakes, R.	BR	TCBA	.260	.327	.302	.629	.042	.181	.605	-4.7	43.3	3.7	450	2	3	3	2
Thomas, R.	BR	TCBA	.259	.359	.294	.653	.035	.213	.636	.7	35.4	4.2	342	0	1	8	2
Seymour, C.	BR	TCBA	.256	.334	.329	.663	.072	.253	.700	2.8	35.5	4.4	317	2	3	3	3
Stem, F.	BR	TCBA	.228	.267	.296	.564	.068	.136	.462	-7.7	12.8	2.5	178	0	0	6	1
Shotton, B.	BR	TCBA	.226	.290	.226	.516	.000	.065	.429	-3.9	4.6	2.5	70	0	2	1	1
Street, G.	BR	TCBA	.222	.272	.258	.529	.036	.116	.417	-19.2	25.0	2.2	403	4	1	9	6
Miller, W.	BR	TCBA	.218	.285	.238	.522	.020	.161	.488	-21.3	35.3	2.5	504	2	1	5	2
Wood, W.	BR	TCBA	.212	.261	.309	.570	.097	.171	.470	-22.6	41.5	2.6	572	0	1	5	13
Archer, J.	BR	TCBA	.205	.263	.256	.520	.051	.160	.456	-8.3	12.4	2.5	178	0	0	7	2
Camnitz, H.	BR	TCBA	.194	.269	.214	.483	.020	.122	.392	-7.0	7.1	2.1	118	0	0	10	0
Phillippe, D.	BR	TCBA	.179	.179	.179	.357	.000	.000	.217	-3.5	1.2	1.1	33	0	0	5	0
Durbin, K.	BR	TCBA	.178	.302	.178	.480	.000	.178	.432	-2.9	3.2	2.2	55	0	0	2	0
Overall, O.	BR	TCBA	.168	.262	.280	.543	.112	.234	.468	-5.5	8.0	2.1	131	0	1	9	1
Gainer, D.	BR	TCBA	.167	.167	.167	.333	.000	.000	.200	-.8	.3	1.0	9	0	0	3	0
Criss, D.	BR	TCBA	.157	.200	.235	.435	.078	.098	.333	-4.7	2.1	1.3	55	1	2	0	1
Coombs, J.	BR	TCBA	.156	.208	.244	.453	.089	.111	.359	-3.9	2.5	1.5	54	0	2	6	0
Dolan, C.	BR	TCBA	.106	.298	.106	.404	.000	.273	.417	-5.6	3.9	1.6	89	0	0	5	0
Willis, V.	BR	TCBA	.099	.132	.178	.310	.079	.119	.237	-14.5	2.5	.7	115	0	0	9	1
Donovan, W.	BR	TCBA	.065	.171	.065	.236	.000	.065	.207	-5.0	.8	.6	39	0	2	4	0
Knetzer, E.	BR	TCBA	.000	.000	.000	.000	.000	.000	.000	-1.3	.0	.0	5	0	0	0	0
Bradenton Buckeyes			.246	.310	.309	.619	.064	.183	.573	-88.7	539.1	3.4	5883	22	49	137	55



CLEVELAND NAPS




Cleveland Naps Draft Picks

1-Tommy Clarke 2-Kid Speer 3-Dolly Gray 4-John Raleigh
5-Pryor McElveen 6-Harry Otis 7-Joe Ohl 8-John Kull

**1910 Opening Day
Starting Lineup
CLEVELAND NAPS**



STEINFELDT, CHICAGO NATL




BRIDWELL, N. Y. NAT'L



HINCHMAN, CLEVELAND



OLDRING, PHILA. AMER.




OF THE CINCINNATI NATIONALS



COLLINS, PHILA. AMER.



MATHEWSON, N. Y. NAT'L



GRAHAM, BOSTON NAT'L

- 1-Bob Bescher, RF**
- 2-Roy Hobbs, 1B**
- 3-Al Bridwell, SS**
- 4-Eddie Collins, 2B**
- 5-Bill Hinchman, LF**
- 6-Harry Steinfeldt, 3B**
- 7-Rube Oldring, CF**
- 8-Peaches Graham, C**
- 9-Christy Mathewson, P**



13 Pitchers	Tm	Lg	W	L	PCT	SV	ERA	G	GS	CG	SHO	QS	IP	H	R	ER	HR	SO	BB
Ohl, J.	CL	TCBA	0	0	-	2	.00	8	0	0	0	0	6.0	3	1	0	0	3	4
Mathewson, C.	CL	TCBA	26	8	.765	2	1.37	38	35	30	7	29	314.2	180	69	48	2	181	51
Hobbs, R.	CL	TCBA	0	0	-	0	2.25	1	0	0	0	0	4.0	1	1	1	0	3	0
Pfiester, J.	CL	TCBA	15	9	.625	0	2.34	27	27	16	1	16	222.2	170	81	58	2	119	59
Otis, H.	CL	TCBA	1	1	.500	3	2.48	14	3	1	0	2	32.2	27	15	9	0	7	15
Coveleski, H.	CL	TCBA	11	9	.550	0	2.89	22	19	8	2	13	149.1	121	56	48	2	86	47
Hughes, T.	CL	TCBA	7	9	.438	2	3.06	25	14	7	1	10	135.1	125	60	46	5	81	33
Speer, K.	CL	TCBA	4	10	.286	0	3.38	21	15	7	0	8	119.2	146	59	45	3	44	21
Foxen, B.	CL	TCBA	5	4	.556	1	4.12	23	10	3	0	2	83.0	93	53	38	2	43	40
Gray, D.	CL	TCBA	4	8	.333	0	4.67	24	11	7	1	3	113.2	140	72	59	1	39	55
Kull, J.	CL	TCBA	2	1	.667	0	5.13	15	0	0	0	0	26.1	32	20	15	1	18	12
Raleigh, J.	CL	TCBA	5	7	.417	0	5.52	23	12	4	0	3	107.2	140	74	66	0	46	32
McCarthy, T.	CL	TCBA	4	4	.500	0	5.68	16	8	3	0	3	71.1	96	62	45	5	38	37
Cleveland Naps			84	70	.545	10	3.10	257	154	86	12	89	1386.1	1274	623	478	23	708	406

13 Pitchers	Tm	Lg	SUP/9	R/9	ERA	BF/9	BR/9	H/9	BB/9	SO/9	HR/9	ERPT	OBA	BF	BR	IBB	HB	WP	BK
Ohl, J.	CL	TCBA	.0	1.50	.00	37.5	10.5	4.5	6.0	4.5	.00	2.0	.150	25	7	0	0	0	0
Mathewson, C.	CL	TCBA	4.3	1.97	1.37	34.0	6.5	5.1	1.3	5.2	.06	54.4	.163	1189	226	5	0	4	0
Hobbs, R.	CL	TCBA	.0	2.25	2.25	31.5	2.3	2.3	.0	6.8	.00	.3	.071	14	1	0	0	0	0
Pfiester, J.	CL	TCBA	5.5	3.27	2.34	36.7	9.5	6.9	2.3	4.8	.08	14.5	.209	908	236	3	10	1	0
Otis, H.	CL	TCBA	1.9	4.13	2.48	38.6	11.8	7.4	4.1	1.9	.00	1.6	.231	140	43	0	1	0	0
Coveleski, H.	CL	TCBA	4.7	3.38	2.89	37.4	10.6	7.3	2.8	5.2	.12	.6	.223	621	176	0	8	3	0
Hughes, T.	CL	TCBA	3.4	3.99	3.06	37.0	10.6	8.3	2.1	5.4	.33	-1.9	.249	557	160	1	3	0	0
Speer, K.	CL	TCBA	3.2	4.44	3.38	39.4	13.0	11.0	1.6	3.3	.23	-6.0	.302	524	173	0	6	3	0
Foxen, B.	CL	TCBA	4.6	5.75	4.12	41.5	14.6	10.1	4.1	4.7	.22	-11.0	.278	383	135	2	4	3	0
Gray, D.	CL	TCBA	2.5	5.70	4.67	41.4	15.8	11.1	4.4	3.1	.08	-22.0	.313	523	199	0	4	2	0
Kull, J.	CL	TCBA	.0	6.84	5.13	42.4	15.4	10.9	4.1	6.2	.34	-6.4	.296	124	45	0	1	0	0
Raleigh, J.	CL	TCBA	3.2	6.19	5.52	41.4	15.0	11.7	2.7	3.8	.00	-31.0	.320	495	180	0	8	8	0
McCarthy, T.	CL	TCBA	3.9	7.82	5.68	43.7	17.3	12.1	4.7	4.8	.63	-21.8	.324	346	137	0	4	1	0
Cleveland Naps			3.9	4.04	3.10	38.0	11.2	8.3	2.6	4.6	.15	-26.8	.244	5849	1718	11	49	25	0



27 Players	Tm	Lg	AVG	G	AB	R	H	2B	3B	HR	TB	RBI	SO	BB	ASB	SB	CS	SBP	GDP
Kull, J.	CL	TCBA	.500	15	4	0	2	0	0	0	2	0	1	0	0	0	0	-	0
Collins, E.	CL	TCBA	.380	151	553	118	210	26	9	4	266	88	42	84	92	68	24	73.9	2
Bridwell, A.	CL	TCBA	.287	135	485	79	139	14	4	0	161	67	51	69	39	28	11	71.8	4
Otis, H.	CL	TCBA	.286	14	7	1	2	1	0	0	3	0	1	0	0	0	0	-	0
Schlei, A.	CL	TCBA	.274	75	252	31	69	15	0	0	84	33	32	32	2	1	1	50.0	7
Steinfeldt, H.	CL	TCBA	.271	145	532	65	144	30	8	0	190	100	61	61	24	18	6	75.0	8
Bescher, B.	CL	TCBA	.225	113	414	71	93	13	5	0	116	28	64	57	85	66	19	77.6	5
Hinchman, B.	CL	TCBA	.224	122	441	57	99	23	11	0	144	55	40	40	25	18	7	72.0	2
Graham, P.	CL	TCBA	.217	95	313	35	68	3	7	0	85	22	48	37	7	6	1	85.7	4
Oldring, R.	CL	TCBA	.214	113	397	38	85	17	9	0	120	54	50	25	12	8	4	66.7	14
Shaw, A.	CL	TCBA	.210	110	352	47	74	11	8	1	104	35	42	42	23	18	5	78.3	5
Hobbs, R.	CL	TCBA	.209	150	559	46	117	19	5	7	167	70	105	42	0	0	0	-	20
Clarke, T.	CL	TCBA	.208	33	53	8	11	1	2	0	16	6	4	6	2	2	0	100.0	1
Foxen, B.	CL	TCBA	.200	23	20	5	4	2	0	0	6	1	4	6	0	0	0	-	0
Mathewson, C.	CL	TCBA	.183	38	120	13	22	6	0	0	28	6	12	4	3	1	2	33.3	6
McCarthy, T.	CL	TCBA	.182	16	22	4	4	0	0	0	4	1	4	2	0	0	0	-	0
Pfiester, J.	CL	TCBA	.177	27	79	11	14	1	0	0	15	4	13	10	2	2	0	100.0	1
McElveen, P.	CL	TCBA	.168	60	131	12	22	4	1	1	31	9	17	13	0	0	0	-	1
Hemphill, C.	CL	TCBA	.165	86	200	26	33	6	0	0	39	17	33	31	7	6	1	85.7	1
Kelly, S.	CL	TCBA	.143	32	42	4	6	3	0	0	9	4	7	6	2	1	1	50.0	3
Hughes, T.	CL	TCBA	.140	25	43	5	6	2	2	0	12	1	8	1	0	0	0	-	1
Ritchey, C.	CL	TCBA	.133	22	30	2	4	0	0	0	4	0	6	5	0	0	0	-	1
Speer, K.	CL	TCBA	.125	21	32	5	4	2	0	0	6	1	3	7	0	0	0	-	1
Gray, D.	CL	TCBA	.125	24	32	1	4	1	0	0	5	3	5	2	0	0	0	-	0
Raleigh, J.	CL	TCBA	.114	23	35	1	4	0	0	0	4	0	1	0	0	0	0	-	3
Coveleski, H.	CL	TCBA	.109	22	55	2	6	0	0	0	6	3	7	0	0	0	0	-	3
Ohl, J.	CL	TCBA	-	8	0	0	0	0	0	0	0	0	0	0	0	0	0	-	0
Cleveland Naps			.239	1698	5203	687	1246	200	71	13	1627	608	661	582	325	243	82	74.8	93




27 Players	Tm	Lg	AVG	OBP	SLG	OPS	ISO	SECA	TA	RCON	RC	RC/G	PA	IBB	HBP	SH	SF
Kull, J.	CL	TCBA	.500	.500	.500	1.000	.000	.000	1.000	.4	1.0	13.5	4	0	0	0	0
Collins, E.	CL	TCBA	.380	.466	.481	.947	.101	.333	1.163	65.8	139.1	9.8	661	13	11	6	7
Bridwell, A.	CL	TCBA	.287	.377	.332	.709	.045	.223	.726	10.3	69.4	5.0	572	1	4	9	5
Otis, H.	CL	TCBA	.286	.286	.429	.714	.143	.143	.600	.0	.9	4.6	7	0	0	0	0
Schlei, A.	CL	TCBA	.274	.357	.333	.691	.060	.187	.628	2.3	31.8	4.3	295	0	3	4	4
Steinfeldt, H.	CL	TCBA	.271	.343	.357	.700	.086	.224	.677	6.8	71.6	4.5	625	1	3	18	11
Bescher, B.	CL	TCBA	.225	.331	.280	.611	.056	.307	.722	.3	47.5	3.7	484	1	10	1	2
Hinchman, B.	CL	TCBA	.224	.304	.327	.631	.102	.218	.610	-7.6	48.3	3.7	498	1	12	2	3
Graham, P.	CL	TCBA	.217	.297	.272	.569	.054	.188	.512	-11.6	28.7	3.0	361	0	0	8	3
Oldring, R.	CL	TCBA	.214	.280	.302	.582	.088	.161	.512	-14.6	34.1	2.7	454	0	16	4	12
Shaw, A.	CL	TCBA	.210	.300	.295	.595	.085	.241	.583	-8.7	34.6	3.2	400	2	4	0	2
Hobbs, R.	CL	TCBA	.209	.266	.299	.565	.089	.165	.459	-26.0	42.3	2.4	610	1	3	1	5
Clarke, T.	CL	TCBA	.208	.288	.302	.590	.094	.245	.558	-1.4	5.0	3.2	59	0	0	0	0
Foxen, B.	CL	TCBA	.200	.467	.300	.767	.100	.400	1.000	1.8	4.1	6.5	31	0	4	1	0
Mathewson, C.	CL	TCBA	.183	.213	.233	.446	.050	.075	.321	-11.6	4.6	1.2	127	0	1	0	2
McCarthy, T.	CL	TCBA	.182	.250	.182	.432	.000	.091	.333	-2.0	1.2	1.7	25	0	0	1	0
Pfiester, J.	CL	TCBA	.177	.267	.190	.457	.013	.165	.409	-5.6	5.3	2.0	95	0	0	5	1
McElveen, P.	CL	TCBA	.168	.247	.237	.483	.069	.168	.409	-9.7	8.6	2.0	149	0	1	3	1
Hemphill, C.	CL	TCBA	.165	.279	.195	.474	.030	.210	.456	-12.8	13.9	2.2	234	0	1	1	1
Kelly, S.	CL	TCBA	.143	.250	.214	.464	.071	.214	.400	-3.5	1.9	1.2	49	0	0	1	0
Hughes, T.	CL	TCBA	.140	.213	.279	.492	.140	.163	.421	-3.4	2.5	1.8	48	0	3	1	0
Ritchey, C.	CL	TCBA	.133	.257	.133	.390	.000	.167	.333	-3.0	1.2	1.2	35	0	0	0	0
Speer, K.	CL	TCBA	.125	.282	.188	.470	.063	.281	.448	-2.2	2.2	1.9	41	0	0	2	0
Gray, D.	CL	TCBA	.125	.176	.156	.333	.031	.094	.250	-4.2	1.1	1.0	36	0	0	2	0
Raleigh, J.	CL	TCBA	.114	.114	.114	.229	.000	.000	.118	-5.9	.1	.1	37	0	0	2	0
Coveleski, H.	CL	TCBA	.109	.107	.109	.216	.000	.000	.115	-9.5	.4	.2	59	0	0	3	1
Ohl, J.	CL	TCBA	-	-	-	-	-	-	-	.0	-	-	0	0	0	0	0
Cleveland Naps			.239	.322	.313	.634	.073	.216	.612	-55.3	573.7	3.6	5996	20	76	75	60



Welcome To
Bergen County

BARFLIES






- 2-Ray Demmitt
- 3-Frank Roth
- 4-Jap Barbeau
- 5-Tom Raftery
- 6-Simon Nicholls
- 7-Jack Slattery
- 8-William Matthews



Bergen Barflies Draft Picks

Bergen County, New Jersey

- 1-Fred Parent, SS**
- 2-George Stone, CF**
- 3-Tim Jordan, 1B**
- 4-Ray Demmitt, RF**
- 5-Tom Raftery, LF**
- 6-Jap Barbeau, 3B**
- 7-Lefty Meade, 2B**
- 8-Frank Roth, C**
- 9-Three Finger Brown P**



**Bergen Barflies 1910
Opening Day Lineup**



11 Pitchers	Tm	Lg	W	L	PCT	SV	ERA	G	GS	CG	SHO	QS	IP	H	R	ER	HR	SO	BB
Cooney, B.	BE	TCBA	0	0	-	0	.00	12	0	0	0	0	7.0	5	2	0	0	3	2
Matthews, B.	BE	TCBA	0	3	.000	0	1.35	14	0	0	0	0	13.1	17	10	2	0	2	10
Brown, T.	BE	TCBA	23	15	.605	1	1.54	47	41	24	6	26	363.1	214	105	62	0	242	68
Summers, E.	BE	TCBA	14	18	.438	0	1.95	38	38	19	7	22	300.2	206	96	65	2	106	66
Wiltse, H.	BE	TCBA	12	22	.353	0	2.34	37	35	19	2	13	276.2	229	131	72	4	121	75
Arellanes, F.	BE	TCBA	14	19	.424	5	2.91	44	26	16	3	14	244.0	194	107	79	1	77	59
Howell, H.	BE	TCBA	2	5	.286	0	3.75	26	8	2	1	3	86.1	98	50	36	1	51	22
Savidge, R.	BE	TCBA	0	0	-	0	3.77	18	0	0	0	0	31.0	30	23	13	0	21	13
Meade, L.	BE	TCBA	0	0	-	0	5.68	3	0	0	0	0	6.1	15	8	4	1	1	4
Lindaman, V.	BE	TCBA	0	7	.000	0	6.54	13	6	1	0	0	52.1	70	53	38	0	21	37
Carmichael, C.	BE	TCBA	0	0	-	3	7.04	17	0	0	0	0	7.2	11	7	6	0	5	3
Bergen Barflies			65	89	.422	9	2.44	269	154	81	19	78	1388.2	1089	592	377	9	650	359

11 Pitchers	Tm	Lg	SUP/9	R/9	ERA	BF/9	BR/9	H/9	BB/9	SO/9	HR/9	ERPT	OBA	BF	BR	IBB	HB	WP	BK
Cooney, B.	BE	TCBA	.0	2.57	.00	38.6	9.0	6.4	2.6	3.9	.00	2.3	.179	30	7	0	0	0	0
Matthews, B.	BE	TCBA	.0	6.75	1.35	49.3	18.2	11.5	6.8	1.4	.00	2.3	.298	73	27	0	0	0	0
Brown, T.	BE	TCBA	3.7	2.60	1.54	34.6	7.3	5.3	1.7	6.0	.00	56.3	.168	1397	294	1	13	4	0
Summers, E.	BE	TCBA	3.2	2.87	1.95	35.6	8.3	6.2	2.0	3.2	.06	32.9	.190	1189	277	0	5	0	1
Wiltse, H.	BE	TCBA	3.3	4.26	2.34	38.1	10.4	7.4	2.4	3.9	.13	18.1	.220	1170	319	0	15	1	0
Arellanes, F.	BE	TCBA	3.2	3.95	2.91	37.0	9.7	7.2	2.2	2.8	.04	.4	.216	1003	263	0	10	1	0
Howell, H.	BE	TCBA	2.4	5.21	3.75	39.7	12.6	10.2	2.3	5.3	.10	-7.9	.277	381	121	0	1	2	0
Savidge, R.	BE	TCBA	.0	6.68	3.77	40.9	13.9	8.7	3.8	6.1	.00	-2.9	.246	141	48	0	5	3	0
Meade, L.	BE	TCBA	.0	11.37	5.68	54.0	27.0	21.3	5.7	1.4	1.42	-1.9	.441	38	19	0	0	0	0
Lindaman, V.	BE	TCBA	1.0	9.11	6.54	45.6	18.6	12.0	6.4	3.6	.00	-21.0	.318	265	108	0	1	0	0
Carmichael, C.	BE	TCBA	.0	8.22	7.04	47.0	17.6	12.9	3.5	5.9	.00	-3.5	.314	40	15	0	1	0	0
Bergen Barflies			3.1	3.84	2.44	37.1	9.7	7.1	2.3	4.2	.06	75.0	.212	5727	1498	1	51	11	1

28 Players	Tm	Lg	AVG	G	AB	R	H	2B	3B	HR	TB	RBI	SO	BB	ASB	SB	CS	SBP	GDP
Jacklitsch, F.	BE	TCBA	.400	28	35	7	14	1	0	0	15	5	5	14	1	1	0	100.0	1
Parent, F.	BE	TCBA	.265	123	501	68	133	9	1	0	144	33	61	43	60	49	11	81.7	7
Jordan, T.	BE	TCBA	.265	89	306	51	81	20	4	0	109	42	28	64	29	21	8	72.4	5
Demmitt, R.	BE	TCBA	.264	121	436	62	115	16	6	3	152	57	66	61	16	10	6	62.5	10
Stone, G.	BE	TCBA	.259	78	316	45	82	9	2	2	101	29	29	24	17	12	5	70.6	5
Hulswitt, R.	BE	TCBA	.236	68	250	31	59	5	4	0	72	23	20	21	11	8	3	72.7	5
Osborn, F.	BE	TCBA	.229	32	48	8	11	3	0	0	14	2	2	1	3	1	2	33.3	0
Barbeau, J.	BE	TCBA	.227	145	541	60	123	16	3	0	145	49	80	59	50	39	11	78.0	9
Meade, L.	BE	TCBA	.218	146	559	51	122	13	5	9	172	63	110	33	3	0	3	.0	13
Raferty, T.	BE	TCBA	.211	146	544	59	115	34	12	0	173	75	78	67	23	18	5	78.3	13
Roth, F.	BE	TCBA	.211	92	323	24	68	16	2	0	88	27	56	15	2	2	0	100.0	7
Gardner, L.	BE	TCBA	.209	33	43	6	9	1	4	0	18	6	7	7	2	2	0	100.0	1
Slattery, J.	BE	TCBA	.203	49	148	9	30	7	0	0	37	10	24	0	1	1	0	100.0	5
Howard, P.	BE	TCBA	.200	5	15	0	3	3	0	0	6	1	4	0	0	0	0	-	0
Nicholls, S.	BE	TCBA	.194	59	175	12	34	4	2	0	42	16	23	11	0	0	0	-	1
Wiltse, H.	BE	TCBA	.194	37	98	12	19	1	0	0	20	6	12	0	1	0	1	.0	0
Thoney, J.	BE	TCBA	.185	15	27	3	5	0	0	0	5	2	4	3	2	2	0	100.0	1
Clymer, O.	BE	TCBA	.182	99	340	31	62	12	7	0	88	35	44	28	16	11	5	68.8	5
Catterson, T.	BE	TCBA	.179	57	162	17	29	0	0	0	29	14	24	19	0	0	0	-	3
Brown, T.	BE	TCBA	.177	47	124	9	22	4	0	0	26	9	14	7	0	0	0	-	0
Arellanes, F.	BE	TCBA	.169	44	83	6	14	0	0	0	14	4	13	1	1	0	1	.0	0
Summers, E.	BE	TCBA	.150	38	100	6	15	2	0	0	17	5	25	6	0	0	0	-	0
Lindaman, V.	BE	TCBA	.133	13	15	0	2	0	0	0	2	0	0	0	0	0	0	-	0
Howell, H.	BE	TCBA	.087	27	23	1	2	0	0	0	2	0	3	0	0	0	0	-	0
Savidge, R.	BE	TCBA	.000	18	5	0	0	0	0	0	0	0	1	0	0	0	0	-	0
Carmichael, C.	BE	TCBA	-	17	0	0	0	0	0	0	0	1	0	0	0	0	0	-	0
Cooney, B.	BE	TCBA	.000	13	1	0	0	0	0	0	0	0	0	0	0	0	0	-	0
Matthews, B.	BE	TCBA	-	14	0	0	0	0	0	0	0	0	0	0	0	0	0	-	0
Bergen Barflies			.224	1653	5218	578	1169	176	52	14	1491	514	733	484	238	177	61	74.4	91



28 Players	Tm	Lg	AVG	OBP	SLG	OPS	ISO	SECA	TA	RCON	RC	RC/G	PA	IBB	HBP	SH	SF
Jacklitsch, F.	BE	TCBA	.400	.580	.429	1.009	.029	.457	1.409	6.8	10.9	13.3	50	0	1	0	0
Parent, F.	BE	TCBA	.265	.323	.287	.610	.022	.184	.614	-4.6	53.4	3.6	557	0	1	9	3
Jordan, T.	BE	TCBA	.265	.394	.356	.750	.092	.343	.828	13.7	50.0	5.5	379	0	3	3	3
Demmitt, R.	BE	TCBA	.264	.358	.349	.707	.085	.234	.680	5.8	58.1	4.5	518	4	6	10	5
Stone, G.	BE	TCBA	.259	.311	.320	.630	.060	.158	.561	-6.2	32.2	3.5	345	1	0	4	1
Hulswitt, R.	BE	TCBA	.236	.297	.288	.585	.052	.156	.513	-8.8	22.1	3.0	274	0	1	1	1
Osborn, F.	BE	TCBA	.229	.245	.292	.537	.063	.063	.410	-3.7	3.1	2.0	51	0	0	2	0
Barbeau, J.	BE	TCBA	.227	.304	.268	.572	.041	.201	.559	-15.6	50.6	3.0	623	0	2	17	4
Meade, L.	BE	TCBA	.218	.260	.308	.568	.089	.143	.455	-28.0	42.9	2.5	599	1	1	0	6
Rafertry, T.	BE	TCBA	.211	.298	.318	.616	.107	.254	.582	-10.9	54.6	3.3	619	0	2	2	4
Roth, F.	BE	TCBA	.211	.266	.272	.538	.062	.115	.439	-17.1	23.9	2.4	354	0	10	3	2
Gardner, L.	BE	TCBA	.209	.333	.419	.752	.209	.419	.800	1.5	6.6	5.1	51	0	1	0	0
Slattery, J.	BE	TCBA	.203	.217	.250	.467	.047	.054	.333	-12.0	7.2	1.6	152	0	3	0	1
Howard, P.	BE	TCBA	.200	.294	.400	.694	.200	.200	.667	.1	1.9	4.3	17	0	2	0	0
Nicholls, S.	BE	TCBA	.194	.242	.240	.482	.046	.109	.380	-13.2	11.2	2.1	193	0	1	3	3
Wiltse, H.	BE	TCBA	.194	.218	.204	.422	.010	.000	.287	-10.3	4.4	1.5	102	0	3	1	0
Thoney, J.	BE	TCBA	.185	.267	.185	.452	.000	.185	.435	-1.6	1.6	1.9	30	0	0	0	0
Clymer, O.	BE	TCBA	.182	.243	.259	.502	.076	.176	.444	-23.1	22.9	2.1	382	0	1	7	5
Catterson, T.	BE	TCBA	.179	.268	.179	.447	.000	.117	.360	-13.3	9.0	1.7	186	0	1	3	1
Brown, T.	BE	TCBA	.177	.221	.210	.431	.032	.089	.324	-11.7	6.6	1.6	138	0	0	7	0
Arellanes, F.	BE	TCBA	.169	.179	.169	.347	.000	.000	.214	-11.1	2.7	1.0	90	0	0	6	0
Summers, E.	BE	TCBA	.150	.198	.170	.368	.020	.080	.271	-11.7	4.1	1.2	112	0	0	6	0
Lindaman, V.	BE	TCBA	.133	.133	.133	.267	.000	.000	.154	-2.3	.3	.6	15	0	0	0	0
Howell, H.	BE	TCBA	.087	.087	.087	.174	.000	.000	.095	-4.3	.2	.3	24	0	0	1	0
Savidge, R.	BE	TCBA	.000	.000	.000	.000	.000	.000	.000	-1.3	.0	.0	5	0	0	0	0
Carmichael, C.	BE	TCBA	-	.000	-	-	-	-	-	.0	.0	.0	1	0	0	0	1
Cooney, B.	BE	TCBA	.000	.000	.000	.000	.000	.000	.000	-.3	.0	.0	1	0	0	0	0
Matthews, B.	BE	TCBA	-	-	-	-	-	-	-	.0	-	-	0	0	0	0	0
Bergen Barflies			.224	.293	.286	.578	.062	.177	.522	-183.3	467.9	2.9	5868	6	39	85	40






MALLARDS

Mexicali Mallards Draft Picks

**1-Jim Scott 2-Jack Lelivelt 3-Steve Yerkes 4-Tilly Shafer
5-Carl Sitton 6-Jack McAleese 7-Del Howard 8-Harry Smith**



- 1-Jack Barry, SS
- 2-Clyde Milan, RF
- 3-Patsy Dougherty, LF
- 4-Moose McCormick, CF
- 5-Lee Tannehill, 3B
- 6-Del Howard, 1B
- 7-Jimmy Williams, 2B
- 8-Boss Schmidt, C
- 9-Lew Moren, P



Starting Lineup 1910 Opening Day
for the Mexicali Mallards

May 9

Player-Manager Al Keefer delivers a 10th inning pinch-hit home run to defeat Bradenton, 6-5



12 Pitchers	Tm	Lg	W	L	PCT	SV	ERA	G	GS	CG	SHO	QS	IP	H	R	ER	HR	SO	BB
Barry, J.	ME	TCBA	0	0	-	0	.00	1	0	0	0	0	.2	2	0	0	0	0	0
Suggs, G.	ME	TCBA	3	3	.500	3	1.28	22	3	2	0	3	56.1	32	11	8	0	36	12
Moren, L.	ME	TCBA	15	18	.455	0	2.06	36	32	21	6	19	279.0	210	106	64	3	150	81
Higginbotham, I.	ME	TCBA	6	9	.400	3	2.09	36	8	3	0	6	99.0	79	34	23	1	57	32
Adams, B.	ME	TCBA	6	7	.462	4	2.31	24	16	9	2	11	136.1	99	52	35	2	91	36
Scott, J.	ME	TCBA	10	20	.333	1	2.65	32	31	17	4	17	244.1	203	105	72	0	130	106
Schlitzer, B.	ME	TCBA	6	6	.500	0	3.75	21	10	3	0	4	100.2	105	58	42	0	41	41
Wilson, P.	ME	TCBA	4	7	.364	0	3.89	16	12	2	0	3	81.0	94	60	35	2	43	41
Keefer, A.	ME	TCBA	0	2	.000	0	4.24	18	2	2	0	0	74.1	103	57	35	0	18	33
McIntire, H.	ME	TCBA	8	13	.381	0	4.42	28	28	6	0	11	197.1	225	127	97	1	113	85
Steele, E.	ME	TCBA	5	4	.556	0	4.52	18	9	1	0	3	71.2	96	50	36	0	53	21
Sitton, C.	ME	TCBA	0	2	.000	0	4.53	13	3	0	0	1	45.2	61	40	23	1	14	22
Mexicali Mallards			63	91	.409	11	3.05	265	154	66	12	78	1386.1	1309	700	470	10	746	510

12 Pitchers	Tm	Lg	SUP/9	R/9	ERA	BF/9	BR/9	H/9	BB/9	SO/9	HR/9	ERPT	OBA	BF	BR	IBB	HB	WP	BK
Barry, J.	ME	TCBA	.0	.00	.00	54.0	27.0	27.0	.0	.0	.00	.2	.667	4	2	0	0	0	0
Suggs, G.	ME	TCBA	2.9	1.76	1.28	33.9	7.0	5.1	1.6	5.8	.00	10.3	.168	212	44	2	2	2	0
Moren, L.	ME	TCBA	3.0	3.42	2.06	37.0	9.6	6.8	2.6	4.8	.10	26.8	.205	1147	299	1	9	7	0
Higginbotham, I.	ME	TCBA	1.1	3.09	2.09	37.4	10.4	7.2	2.8	5.2	.09	9.2	.216	411	114	1	4	0	0
Adams, B.	ME	TCBA	2.9	3.43	2.31	36.8	9.0	6.5	2.2	6.0	.13	9.4	.198	557	137	2	4	3	0
Scott, J.	ME	TCBA	2.4	3.87	2.65	38.9	11.7	7.5	3.8	4.8	.00	7.5	.225	1057	318	2	11	4	0
Schlitzer, B.	ME	TCBA	2.5	5.19	3.75	40.8	13.3	9.4	3.4	3.7	.00	-9.2	.263	456	149	3	6	3	1
Wilson, P.	ME	TCBA	4.7	6.67	3.89	43.0	15.3	10.4	4.6	4.8	.22	-8.6	.281	387	138	0	3	0	0
Keefer, A.	ME	TCBA	.1	6.90	4.24	43.3	16.7	12.5	4.0	2.2	.00	-10.8	.323	358	138	0	2	0	0
McIntire, H.	ME	TCBA	3.4	5.79	4.42	42.1	14.9	10.3	3.9	5.2	.05	-32.8	.284	922	326	0	16	4	0
Steele, E.	ME	TCBA	2.4	6.28	4.52	41.8	14.8	12.1	2.6	6.7	.00	-12.7	.323	333	118	0	1	0	0
Sitton, C.	ME	TCBA	.2	7.88	4.53	43.8	16.6	12.0	4.3	2.8	.20	-8.1	.316	222	84	0	1	1	0
Mexicali Mallards			2.6	4.54	3.05	39.4	12.1	8.5	3.2	4.8	.06	-18.8	.246	6066	1867	11	59	24	1

29 Players	Tm	Lg	AVG	G	AB	R	H	2B	3B	HR	TB	RBI	SO	BB	ASB	SB	CS	SBP	GDP
Dougherty, P.	ME	TCBA	.303	128	465	60	141	36	9	0	195	56	43	30	48	36	12	75.0	4
Suggs, G.	ME	TCBA	.273	22	11	4	3	2	0	0	5	2	1	1	0	0	0	-	1
Lelivelt, J.	ME	TCBA	.272	98	305	28	83	11	5	0	104	28	31	16	13	8	5	61.5	4
Sweeney, J.	ME	TCBA	.262	65	191	18	50	7	0	0	57	18	16	13	1	1	0	100.0	5
Keefer, A.	ME	TCBA	.252	91	250	21	63	7	3	2	82	19	52	11	0	0	0	-	11
McCormick, M.	ME	TCBA	.246	114	382	41	94	28	5	3	141	54	42	46	5	2	3	40.0	3
Tannehill, L.	ME	TCBA	.223	138	476	36	106	20	2	0	130	40	93	30	12	8	4	66.7	10
Chance, F.	ME	TCBA	.219	93	319	47	70	14	1	0	86	21	45	37	39	36	3	92.3	2
Milan, C.	ME	TCBA	.211	89	218	23	46	6	1	0	54	25	23	27	9	4	5	44.4	2
Barry, J.	ME	TCBA	.206	125	446	46	92	7	0	0	99	29	68	40	20	11	9	55.0	3
Smith, H.	ME	TCBA	.200	13	45	6	9	1	0	0	10	1	8	5	3	2	1	66.7	2
Wilson, P.	ME	TCBA	.200	16	30	4	6	0	1	0	8	3	8	1	0	0	0	-	0
Schmidt, B.	ME	TCBA	.183	97	327	23	60	9	2	0	73	23	45	12	13	9	4	69.2	6
Yerkes, S.	ME	TCBA	.182	7	22	0	4	0	0	0	4	0	5	0	0	0	0	-	0
McAleese, J.	ME	TCBA	.178	32	73	7	13	2	0	0	15	8	9	10	9	8	1	88.9	0
Knight, J.	ME	TCBA	.176	111	387	39	68	6	9	0	92	31	55	35	23	17	6	73.9	4
Higginbotham, I.	ME	TCBA	.174	36	23	1	4	0	0	0	4	1	3	0	0	0	0	-	0
Shafer, T.	ME	TCBA	.164	36	61	4	10	1	0	0	11	4	10	6	5	5	0	100.0	0
Coffey, J.	ME	TCBA	.154	11	13	2	2	0	0	0	2	0	1	2	0	0	0	-	0
Kustus, J.	ME	TCBA	.152	42	105	9	16	6	0	1	25	9	10	5	9	8	1	88.9	3
Howard, D.	ME	TCBA	.152	71	204	21	31	6	2	0	41	10	33	21	10	7	3	70.0	3
McIntire, H.	ME	TCBA	.147	28	68	7	10	5	0	0	15	4	10	2	0	0	0	-	3
Williams, J.	ME	TCBA	.144	133	402	31	58	4	5	0	72	29	62	52	9	5	4	55.6	6
Steele, E.	ME	TCBA	.143	18	21	2	3	1	0	0	4	0	2	2	0	0	0	-	0
Moren, L.	ME	TCBA	.132	36	91	1	12	3	0	0	15	5	15	5	0	0	0	-	0
Schlitzer, B.	ME	TCBA	.125	21	32	1	4	2	1	0	8	3	7	1	0	0	0	-	0
Scott, J.	ME	TCBA	.118	32	76	6	9	1	0	0	10	6	11	6	0	0	0	-	2
Adams, B.	ME	TCBA	.068	24	44	2	3	0	0	0	3	0	10	3	0	0	0	-	2
Sitton, C.	ME	TCBA	.000	13	12	0	0	0	0	0	0	1	3	2	0	0	0	-	1
Mexicali Mallards			.210	1740	5099	490	1070	185	46	6	1365	430	721	421	228	167	61	73.2	77

PITTSBURGH




1914-1925



REBELS

PITTSBURGH REBEL DRAFT PICKS

**1-Chief Meyers 2-Rube Ellis 3-Chappy Charles 4-Ralph Works
5-Doc Johnston 6-Jesse Tannehill 7-Bunny Madden**



PITTSBURGH REBELS STARTING LINEUP 1910 OPENING DAY



- 1-Bobby Byrne, 3B
- 2-Beals Becker, LF
- 3-Tris Speaker, CF
- 4-Joe Tinker, SS
- 5-Rube Ellis, RF
- 6-George Stovall, 1B
- 7-Chappy Charles, 2B
- 8-Ira Thomas, C
- 9-Art Fromme, P

27 Players	Tm	Lg	AVG	G	AB	R	H	2B	3B	HR	TB	RBI	SO	BB	ASB	SB	CS	SBP	GDP
Speaker, T.	PR	TCBA	.307	141	557	92	171	26	8	12	249	96	32	35	59	44	15	74.6	6
Ellis, R.	PR	TCBA	.297	148	558	87	166	14	9	2	204	77	48	62	36	23	13	63.9	1
McMillan, T.	PR	TCBA	.289	69	225	30	65	15	0	0	80	22	31	23	14	13	1	92.9	4
Meyers, C.	PR	TCBA	.271	82	251	26	68	17	4	0	93	34	20	24	3	2	1	66.7	9
Murphy, D.	PR	TCBA	.270	114	470	73	127	18	10	4	177	51	33	24	23	19	4	82.6	2
Tinker, J.	PR	TCBA	.261	129	517	71	135	28	12	4	199	79	34	19	50	35	15	70.0	5
Stovall, G.	PR	TCBA	.244	149	581	69	142	22	3	1	173	72	78	19	33	26	7	78.8	11
Flanagan, B.	PR	TCBA	.237	36	93	7	22	3	2	2	35	13	16	6	0	0	0	-	3
Byrne, B.	PR	TCBA	.236	150	585	107	138	20	8	0	174	37	85	76	52	38	14	73.1	8
Charles, C.	PR	TCBA	.232	113	362	41	84	12	1	0	98	42	62	40	16	12	4	75.0	4
Becker, B.	SO	TCBA	.227	24	97	19	22	4	0	0	26	4	14	9	6	5	1	83.3	1
Thomas, I.	PR	TCBA	.215	90	289	27	62	11	1	0	75	18	40	18	3	3	0	100.0	2
Fromme, A.	PR	TCBA	.194	37	108	13	21	4	1	0	27	13	19	5	0	0	0	-	1
Ferris, H.	PR	TCBA	.191	35	89	6	17	2	1	0	21	8	9	4	4	2	2	50.0	3
Blankenship, C.	PR	TCBA	.159	26	44	2	7	0	0	0	7	6	7	0	2	2	0	100.0	1
Waddell, R.	PR	TCBA	.120	32	83	3	10	0	0	0	10	5	10	7	0	0	0	-	3
Corridon, F.	PR	TCBA	.117	28	60	2	7	0	0	0	7	9	19	5	0	0	0	-	2
Tannehill, J.	PR	TCBA	.107	17	28	0	3	0	0	0	3	2	1	5	0	0	0	-	1
Hughes, L.	PR	TCBA	.088	20	34	0	3	2	0	0	5	4	9	2	0	0	0	-	1
Johnston, D.	PR	TCBA	.077	6	13	0	1	0	0	0	1	0	1	0	0	0	0	-	0
McQuillan, G.	PR	TCBA	.074	36	95	5	7	0	0	0	7	3	18	3	0	0	0	-	2
Wood, J.	PR	TCBA	.071	26	56	3	4	0	0	0	4	5	8	3	0	0	0	-	2
Works, R.	PR	TCBA	.067	24	15	1	1	0	0	0	1	1	3	0	0	0	0	-	0
Madden, B.	PR	TCBA	.000	4	8	0	0	0	0	0	0	0	0	0	0	0	0	-	1
Newton, D.	PR	TCBA	.000	12	6	0	0	0	0	0	0	1	2	1	0	0	0	-	0
Abbatichio, E.	SO	TCBA	.000	2	1	0	0	0	0	0	0	0	0	1	0	0	0	-	0
Kroh, R.	SO	TCBA	.000	1	1	0	0	0	0	0	0	0	0	0	0	0	0	-	0
Pittsburgh Rebels			.246	1551	5226	684	1283	198	60	25	1676	602	599	391	301	224	77	74.4	73



27 Players	Tm	Lg	AVG	OBP	SLG	OPS	ISO	SECA	TA	RCON	RC	RC/G	PA	IBB	HBP	SH	SF
Speaker, T.	PR	TCBA	.307	.347	.447	.794	.140	.255	.818	24.2	89.3	5.7	615	10	5	7	11
Ellis, R.	PR	TCBA	.297	.363	.366	.729	.068	.197	.717	10.3	81.2	5.2	636	3	2	2	11
McMillan, T.	PR	TCBA	.289	.353	.356	.709	.067	.222	.703	5.9	31.2	4.9	254	1	0	5	1
Meyers, C.	PR	TCBA	.271	.344	.371	.714	.100	.199	.648	3.5	32.1	4.4	286	1	6	1	4
Murphy, D.	PR	TCBA	.270	.308	.377	.685	.106	.189	.639	.4	58.2	4.3	512	1	3	12	3
Tinker, J.	PR	TCBA	.261	.285	.385	.670	.124	.199	.632	-5.3	56.1	3.6	553	3	1	9	6
Stovall, G.	PR	TCBA	.244	.268	.298	.566	.053	.119	.481	-23.8	46.6	2.7	612	2	2	4	6
Flanagan, B.	PR	TCBA	.237	.277	.376	.654	.140	.204	.554	-1.6	9.3	3.3	102	0	0	1	2
Byrne, B.	PR	TCBA	.236	.338	.297	.635	.062	.232	.646	-4.0	67.5	3.8	692	0	15	14	2
Charles, C.	PR	TCBA	.232	.315	.271	.586	.039	.171	.542	-10.2	35.3	3.2	421	2	5	12	2
Becker, B.	SO	TCBA	.227	.290	.268	.558	.041	.175	.519	-3.4	8.8	2.9	112	0	0	5	1
Thomas, I.	PR	TCBA	.215	.276	.260	.536	.045	.118	.450	-14.8	23.4	2.6	328	0	7	13	1
Fromme, A.	PR	TCBA	.194	.226	.250	.476	.056	.102	.364	-8.5	6.8	1.9	122	0	0	7	2
Ferris, H.	PR	TCBA	.191	.226	.236	.462	.045	.090	.351	-8.2	4.0	1.4	95	1	0	2	0
Blankenship, C.	PR	TCBA	.159	.178	.159	.337	.000	.045	.263	-5.1	1.5	1.0	49	0	1	4	0
Waddell, R.	PR	TCBA	.120	.187	.120	.307	.000	.084	.224	-11.3	2.3	.7	98	0	0	7	1
Corridon, F.	PR	TCBA	.117	.179	.117	.296	.000	.083	.218	-8.4	1.7	.7	73	0	0	6	2
Tannehill, J.	PR	TCBA	.107	.286	.107	.393	.000	.179	.385	-2.6	1.2	1.3	35	0	2	0	0
Hughes, L.	PR	TCBA	.088	.135	.147	.282	.059	.118	.219	-5.0	.7	.5	37	0	0	0	1
Johnston, D.	PR	TCBA	.077	.077	.077	.154	.000	.000	.083	-2.5	.1	.2	13	0	0	0	0
McQuillan, G.	PR	TCBA	.074	.110	.074	.184	.000	.032	.122	-17.5	1.0	.3	105	0	1	5	1
Wood, J.	PR	TCBA	.071	.145	.071	.217	.000	.054	.167	-9.5	.8	.4	65	0	2	3	1
Works, R.	PR	TCBA	.067	.067	.067	.133	.000	.000	.071	-3.0	.1	.2	17	0	0	2	0
Madden, B.	PR	TCBA	.000	.000	.000	.000	.000	.000	.000	-2.0	-0	-0	8	0	0	0	0
Newton, D.	PR	TCBA	.000	.143	.000	.143	.000	.167	.167	-1.2	.0	.2	7	0	0	0	0
Abbatichio, E.	SO	TCBA	.000	.500	.000	.500	.000	1.000	1.000	.1	.1	3.5	2	0	0	0	0
Kroh, R.	SO	TCBA	.000	.000	.000	.000	.000	.000	.000	-.3	.0	.0	1	0	0	0	0
Pittsburgh Rebels			.246	.301	.321	.622	.075	.178	.572	-104.0	537.5	3.4	5850	24	52	121	58

MIMOSA







Mimosa Mirthmakers Draft Picks

**1-Dots Miller 2-Cliff Curtiss 4-Harry Suter 5-Bob Rhoads
6-Sam Fletcher 7-Fred Winchell 8-Harry Bemis**

Mimosa Mirthmaker Starting Lineup for Opening Day 1910



HARTSEL, PHILA. AMER.



SCHAEFER, DETROIT



OF THE CINCINNATI NATIONALS



Gessler, Washington Amer.



REULBACH, CHICAGO NAT'L



STEPHENS, ST. LOUIS AMER.



MILLER-PITTSBURG-NAT.



F. CLARKE, PITTSBURG



OF THE CINCINNATI NATIONALS

- 1-Fred Clarke, RF
- 2-Topsy Hartsel, LF
- 3-Dick Hoblitzell, 1B
- 4-Dots Miller, 2B
- 5-Doc Gessler, CF
- 6-Dick Egan, SS
- 7-Germany Schaefer, 3B
- 8-Jim Stephens, C
- 9-Ed Reulbach, P

18 Pitchers	Tm	Lg	W	L	PCT	SV	ERA	G	GS	CG	SHO	QS	IP	H	R	ER	HR	SO	BB
Fletcher, S.	MI	TCBA	0	0	-	0	.00	6	0	0	0	0	6.2	3	0	0	0	4	4
Fraser, C.	MI	TCBA	1	0	1.000	0	1.50	4	0	0	0	0	6.0	2	1	1	0	2	1
Powell, J.	MI	TCBA	18	13	.581	0	1.60	35	33	15	6	22	264.1	206	79	47	1	82	67
Leever, S.	MI	TCBA	9	3	.750	1	1.67	26	6	4	2	5	80.2	62	24	15	0	22	19
Reulbach, E.	MI	TCBA	21	11	.656	1	1.89	37	35	22	4	27	291.0	203	86	61	2	140	83
Chappelle, B.	MI	TCBA	3	3	.500	0	2.02	17	3	2	2	2	40.0	30	16	9	0	7	14
Richie, L.	MI	TCBA	10	9	.526	3	2.77	38	20	8	2	10	175.1	158	81	54	1	58	65
Curtis, C.	MI	TCBA	4	8	.333	1	3.02	18	12	2	0	8	86.1	65	43	29	0	17	33
Smith, L.	MI	TCBA	0	1	.000	0	3.18	7	0	0	0	0	11.1	16	6	4	0	4	4
Suter, R.	MI	TCBA	4	9	.308	6	3.40	35	9	2	0	5	98.0	98	46	37	0	71	22
Altrock, N.	MI	TCBA	0	0	-	0	3.44	17	0	0	0	0	18.1	26	12	7	0	6	4
Dygert, J.	MI	TCBA	6	10	.375	1	3.76	33	18	6	1	8	141.1	141	84	59	1	102	76
Bushelman, J.	MI	TCBA	0	0	-	0	4.15	4	1	0	0	0	8.2	11	6	4	0	12	7
Chech, C.	MI	TCBA	2	3	.400	0	4.22	17	7	2	0	3	64.0	72	39	30	4	20	27
Rhoads, B.	MI	TCBA	3	3	.500	0	4.29	15	10	2	1	4	63.0	65	34	30	0	22	31
Carroll, D.	MI	TCBA	0	0	-	0	4.91	2	0	0	0	0	3.2	6	2	2	0	1	0
Durham, B.	MI	TCBA	0	0	-	0	7.00	8	0	0	0	0	9.0	11	9	7	1	1	9
Moriarty, B.	MI	TCBA	0	0	-	0	9.00	1	0	0	0	0	2.0	3	2	2	0	0	1
Mimosa Mirthmakers			81	73	.526	13	2.62	320	154	65	18	94	1369.2	1178	570	398	10	571	467
18 Pitchers	Tm	Lg	SUP/9	R/9	ERA	BF/9	BR/9	H/9	BB/9	SO/9	HR/9	ERPT	OBA	BF	BR	IBB	HB	WP	BK
Fletcher, S.	MI	TCBA	.0	.00	.00	36.5	9.4	4.0	5.4	5.4	.00	2.2	.143	27	7	0	0	0	0
Fraser, C.	MI	TCBA	.0	1.50	1.50	31.5	4.5	3.0	1.5	3.0	.00	1.0	.100	21	3	0	0	0	0
Powell, J.	MI	TCBA	4.8	2.69	1.60	36.7	9.6	7.0	2.2	2.8	.03	39.0	.210	1078	281	3	11	3	0
Leever, S.	MI	TCBA	4.2	2.68	1.67	35.5	8.8	6.9	1.9	2.5	.00	11.3	.214	318	79	2	0	0	0
Reulbach, E.	MI	TCBA	4.0	2.66	1.89	36.1	9.0	6.3	2.4	4.3	.06	33.7	.196	1166	292	6	12	1	0
Chappelle, B.	MI	TCBA	1.4	3.60	2.02	37.4	10.3	6.8	3.1	1.6	.00	4.0	.208	166	46	0	2	0	0
Richie, L.	MI	TCBA	3.0	4.16	2.77	39.0	11.9	8.1	3.2	3.0	.05	3.1	.239	760	231	3	11	2	0
Curtis, C.	MI	TCBA	2.4	4.48	3.02	38.4	10.6	6.8	3.4	1.8	.00	-.9	.202	368	102	0	4	3	0
Smith, L.	MI	TCBA	.0	4.76	3.18	44.5	15.9	12.7	3.2	3.2	.00	-.3	.314	56	20	0	0	0	0
Suter, R.	MI	TCBA	1.8	4.22	3.40	37.3	11.0	9.0	2.0	6.5	.00	-5.1	.266	406	120	0	0	3	0
Altrock, N.	MI	TCBA	.0	5.89	3.44	40.3	15.2	12.8	1.5	2.9	.00	-1.0	.342	82	31	1	2	0	0
Dygert, J.	MI	TCBA	2.9	5.35	3.76	40.2	14.1	9.0	4.7	6.5	.06	-13.0	.262	632	221	2	6	2	1
Bushelman, J.	MI	TCBA	.0	6.23	4.15	47.8	18.7	11.4	7.3	12.5	.00	-1.2	.289	46	18	0	0	0	0
Chech, C.	MI	TCBA	1.8	5.48	4.22	41.3	14.2	10.1	3.7	2.8	.56	-9.2	.285	294	101	1	3	0	0
Rhoads, B.	MI	TCBA	2.4	4.86	4.29	40.4	13.9	9.3	4.1	3.1	.00	-9.5	.270	283	97	2	3	2	1
Carroll, D.	MI	TCBA	.0	4.91	4.91	41.7	14.7	14.7	.0	2.5	.00	-.8	.353	17	6	0	0	0	0
Durham, B.	MI	TCBA	.0	9.00	7.00	46.0	18.0	11.0	7.0	1.0	1.00	-4.1	.306	46	18	2	0	0	0
Moriarty, B.	MI	TCBA	.0	9.00	9.00	45.0	18.0	13.5	4.5	.0	.00	-1.3	.333	10	4	0	0	0	0
Mimosa Mirthmakers			3.2	3.75	2.62	38.0	11.0	7.7	2.9	3.8	.07	47.8	.231	5776	1677	22	54	16	2

31 Players	Tm	Lg	AVG	G	AB	R	H	2B	3B	HR	TB	RBI	SO	BB	ASB	SB	CS	SBP	GDP
Dygart, J.	MI	TCBA	.359	33	39	4	14	2	0	0	16	2	4	0	0	0	0	-	0
Hoblitzell, D.	MI	TCBA	.336	139	533	82	179	22	9	9	246	83	36	34	17	10	7	58.8	6
Lapp, J.	MI	TCBA	.333	57	60	4	20	5	1	0	27	9	4	5	0	0	0	-	1
Beaumont, G.	MI	TCBA	.294	125	385	46	113	19	5	0	142	57	37	38	11	9	2	81.8	5
Gessler, D.	MI	TCBA	.281	113	413	60	116	21	3	0	143	35	45	39	16	10	6	62.5	4
Egan, D.	MI	TCBA	.279	128	459	67	128	8	1	2	144	53	42	57	38	28	10	73.7	12
Clarke, F.	MI	TCBA	.278	151	600	99	167	15	12	2	212	50	67	80	27	22	5	81.5	9
Schaefer, G.	MI	TCBA	.260	95	281	30	73	14	0	0	87	50	36	20	7	4	3	57.1	6
Miller, D.	MI	TCBA	.247	143	546	61	135	21	14	1	187	72	59	29	14	8	6	57.1	9
O'Leary, C.	MI	TCBA	.235	51	115	11	27	8	0	0	35	7	11	2	4	4	0	100.0	2
Powell, J.	MI	TCBA	.228	35	92	7	21	1	1	0	24	8	18	3	0	0	0	-	0
Hartsel, T.	MI	TCBA	.228	88	246	33	56	0	4	1	67	19	21	26	6	6	0	100.0	4
Smith, L.	MI	TCBA	.214	108	365	23	78	10	5	1	101	36	75	31	0	0	0	-	12
Reulbach, E.	MI	TCBA	.206	37	97	6	20	4	1	0	26	9	10	1	0	0	0	-	2
Rossman, C.	MI	TCBA	.198	80	207	17	41	9	0	0	50	9	27	12	10	8	2	80.0	3
Stephens, J.	MI	TCBA	.194	121	403	34	78	8	0	2	92	28	62	21	4	2	2	50.0	17
Curtis, C.	MI	TCBA	.174	18	23	2	4	0	0	0	4	2	4	0	0	0	0	-	0
Suter, R.	MI	TCBA	.167	35	24	2	4	0	0	0	4	0	2	1	0	0	0	-	1
Rhoads, B.	MI	TCBA	.167	15	18	0	3	1	0	0	4	0	3	1	0	0	0	-	1
Moriarty, B.	MI	TCBA	.158	51	114	9	18	3	0	0	21	13	18	1	5	4	1	80.0	2
Leever, S.	MI	TCBA	.158	26	19	3	3	0	0	0	3	2	3	3	0	0	0	-	0
Bemis, H.	MI	TCBA	.137	44	117	14	16	1	1	0	19	6	12	2	0	0	0	-	1
Richie, L.	MI	TCBA	.132	38	53	2	7	0	0	0	7	2	4	0	0	0	0	-	1
Chech, C.	MI	TCBA	.059	17	17	0	1	0	0	0	1	0	3	1	0	0	0	-	1
Chappelle, B.	MI	TCBA	.000	17	8	0	0	0	0	0	0	0	2	0	0	0	0	-	0
Durham, B.	MI	TCBA	.000	8	2	0	0	0	0	0	0	0	0	0	0	0	0	-	0
Altrock, N.	MI	TCBA	.000	17	1	0	0	0	0	0	0	0	0	0	0	0	0	-	0
Bushelman, J.	MI	TCBA	.000	4	1	0	0	0	0	0	0	0	0	0	0	0	0	-	0
Fraser, C.	MI	TCBA	.000	4	1	0	0	0	0	0	0	0	1	0	0	0	0	-	0
Carroll, D.	MI	TCBA	-	2	0	0	0	0	0	0	0	0	0	0	0	0	0	-	0
Fletcher, S.	MI	TCBA	-	6	0	0	0	0	0	0	0	0	0	0	0	0	0	-	0
Mimosa Mirthmakers			.252	1806	5239	616	1322	172	57	18	1662	552	606	407	159	115	44	72.3	99

31 Players	Tm	Lg	AVG	OBP	SLG	OPS	ISO	SECA	TA	RCON	RC	RC/G	PA	IBB	HBP	SH	SF
Dygart, J.	MI	TCBA	.359	.350	.410	.760	.051	.051	.640	.9	5.9	5.3	44	0	0	4	1
Hoblitzell, D.	MI	TCBA	.336	.374	.462	.835	.126	.195	.798	25.8	93.1	6.6	584	1	3	6	8
Lapp, J.	MI	TCBA	.333	.388	.450	.838	.117	.200	.805	3.4	10.7	6.9	67	2	1	0	1
Beaumont, G.	MI	TCBA	.294	.355	.369	.724	.075	.192	.681	7.6	54.2	5.0	435	0	1	7	4
Gessler, D.	MI	TCBA	.281	.363	.346	.709	.065	.169	.674	5.2	55.8	4.8	472	1	15	4	1
Egan, D.	MI	TCBA	.279	.360	.314	.674	.035	.198	.660	3.8	56.7	4.2	531	0	4	6	5
Clarke, F.	MI	TCBA	.278	.363	.353	.716	.075	.237	.707	12.9	84.7	5.0	692	1	2	5	4
Schaefer, G.	MI	TCBA	.260	.306	.310	.616	.050	.125	.516	-7.3	27.0	3.2	311	1	1	4	5
Miller, D.	MI	TCBA	.247	.285	.342	.628	.095	.152	.528	-16.0	52.1	3.2	585	2	1	7	2
O'Leary, C.	MI	TCBA	.235	.248	.304	.552	.070	.122	.456	-5.0	8.7	2.6	117	0	0	0	0
Powell, J.	MI	TCBA	.228	.253	.261	.514	.033	.065	.380	-6.2	6.9	2.3	105	0	0	10	0
Hartsel, T.	MI	TCBA	.228	.299	.272	.572	.045	.175	.510	-8.2	22.4	3.0	279	1	0	5	2
Smith, L.	MI	TCBA	.214	.279	.277	.556	.063	.148	.452	-17.5	27.8	2.5	403	0	3	2	2
Reulbach, E.	MI	TCBA	.206	.214	.268	.482	.062	.072	.342	-7.8	5.5	1.7	108	0	0	10	0
Rossmann, C.	MI	TCBA	.198	.249	.242	.490	.043	.130	.421	-13.8	13.4	2.0	226	0	2	5	0
Stephens, J.	MI	TCBA	.194	.249	.228	.477	.035	.087	.360	-31.5	21.0	1.6	437	0	9	3	1
Curtis, C.	MI	TCBA	.174	.208	.174	.382	.000	.000	.263	-2.6	1.0	1.3	26	0	1	2	0
Suter, R.	MI	TCBA	.167	.200	.167	.367	.000	.042	.238	-2.8	.7	.9	26	0	0	1	0
Rhoads, B.	MI	TCBA	.167	.211	.222	.433	.056	.111	.313	-1.7	.7	1.1	20	0	0	1	0
Moriarty, B.	MI	TCBA	.158	.162	.184	.347	.026	.061	.263	-13.8	3.4	.9	121	1	0	3	2
Leever, S.	MI	TCBA	.158	.304	.158	.462	.000	.158	.438	-1.3	1.5	2.1	26	0	1	3	0
Bemis, H.	MI	TCBA	.137	.165	.162	.328	.026	.043	.225	-15.7	3.3	.8	123	0	2	2	0
Richie, L.	MI	TCBA	.132	.130	.132	.262	.000	.000	.149	-8.3	1.0	.5	58	0	0	4	1
Chech, C.	MI	TCBA	.059	.111	.059	.170	.000	.059	.118	-3.2	.2	.2	22	0	0	4	0
Chappelle, B.	MI	TCBA	.000	.000	.000	.000	.000	.000	.000	-2.0	.0	.0	9	0	0	1	0
Durham, B.	MI	TCBA	.000	.000	.000	.000	.000	.000	.000	-.5	.0	.0	2	0	0	0	0
Altrock, N.	MI	TCBA	.000	.000	.000	.000	.000	.000	.000	-.3	.0	.0	1	0	0	0	0
Bushelman, J.	MI	TCBA	.000	.000	.000	.000	.000	.000	.000	-.3	.0	.0	1	0	0	0	0
Fraser, C.	MI	TCBA	.000	.000	.000	.000	.000	.000	.000	-.3	.0	.0	1	0	0	0	0
Carroll, D.	MI	TCBA	-	-	-	-	-	-	-	.0	-	-	0	0	0	0	0
Fletcher, S.	MI	TCBA	-	-	-	-	-	-	-	.0	-	-	0	0	0	0	0
Mimosa Mirthmakers			.252	.310	.317	.627	.065	.156	.549	-106.2	534.3	3.4	5832	10	46	99	39



WELCOME TO
WAUKESHA




FREEMEN

1-Jimmy Austin 2-Ted Easterly 3-Larry Pape 4-Butch Schmidt
5-Willis Cole 6-Jerry Upp 7-Al Klawitter 8-Ray Brown

Waukesha Freeman Draft Picks



Waukesha 1910 Opening Day Lineup



- 1-Honus Wagner, SS
- 2-Mike Mitchell, RF
- 3-Al Burch, CF
- 4-Jake Stahl, 1B
- 5-Jimmy Austin, 3B
- 6-Ted Easterly, C
- 7-Dave Altizer, LF
- 8-Miller Huggins, 2B
- 9-Addie Joss, P

14 Pitchers	Tm	Lg	W	L	PCT	SV	ERA	G	GS	CG	SHO	QS	IP	H	R	ER	HR	SO	BB
Burchell, F.	WA	TCBA	1	1	.500	0	.95	15	2	2	1	2	38.0	28	5	4	0	7	9
Upp, J.	WA	TCBA	2	2	.500	3	1.71	21	1	0	0	0	31.2	34	12	6	0	12	15
Joss, A.	WA	TCBA	19	9	.679	2	1.92	35	29	23	4	23	262.2	190	78	56	1	80	44
Leifield, L.	WA	TCBA	12	12	.500	0	2.05	30	26	12	3	17	224.1	189	73	51	1	66	54
Schmidt, B.	WA	TCBA	1	0	1.000	0	2.25	2	0	0	0	0	4.0	3	2	1	0	0	2
Brown, R.	WA	TCBA	1	2	.333	1	2.35	6	1	1	0	0	15.1	19	9	4	0	9	7
Pape, L.	WA	TCBA	5	4	.556	0	2.63	15	5	4	0	2	61.2	52	26	18	0	15	24
Campbell, B.	WA	TCBA	7	11	.389	1	2.84	25	22	7	2	15	174.1	184	76	55	0	54	36
Klawitter, A.	WA	TCBA	1	0	1.000	0	3.10	8	2	1	1	1	29.0	34	13	10	2	9	9
Warhop, J.	WA	TCBA	10	18	.357	0	3.26	34	28	16	1	14	240.0	227	114	87	3	82	71
Reisling, D.	WA	TCBA	3	2	.600	2	3.40	12	3	2	1	2	39.2	42	17	15	0	11	12
Dinneen, B.	WA	TCBA	5	3	.625	0	4.12	12	10	4	0	6	78.2	87	42	36	6	31	31
Ryan, J.	WA	TCBA	4	5	.444	0	4.42	16	11	3	0	5	77.1	92	46	38	2	34	36
Ferguson, G.	WA	TCBA	4	10	.286	0	6.33	24	14	3	0	2	112.1	166	110	79	1	67	43
Waukesha Freeman			75	79	.487	9	2.98	255	154	78	13	89	1389.0	1347	623	460	16	477	393

14 Pitchers	Tm	Lg	SUP/9	R/9	ERA	BF/9	BR/9	H/9	BB/9	SO/9	HR/9	ERPT	OBA	BF	BR	IBB	HB	WP	BK
Burchell, F.	WA	TCBA	1.4	1.18	.95	35.8	8.8	6.6	1.7	1.7	.00	8.4	.206	151	37	2	2	0	0
Upp, J.	WA	TCBA	.6	3.41	1.71	40.9	13.6	9.7	4.0	3.4	.00	4.3	.268	144	48	1	0	0	0
Joss, A.	WA	TCBA	3.7	2.67	1.92	35.0	8.2	6.5	1.4	2.7	.03	29.5	.200	1022	239	3	8	6	0
Leifield, L.	WA	TCBA	3.4	2.93	2.05	37.0	9.9	7.6	2.1	2.6	.04	22.0	.225	922	248	2	7	0	0
Schmidt, B.	WA	TCBA	.0	4.50	2.25	40.5	13.5	6.8	4.5	.0	.00	.3	.200	18	6	0	1	0	0
Brown, R.	WA	TCBA	1.8	5.28	2.35	41.1	15.3	11.2	3.5	5.3	.00	1.0	.322	70	26	1	1	0	0
Pape, L.	WA	TCBA	3.4	3.79	2.63	38.4	10.9	7.6	3.1	2.2	.00	2.1	.228	263	75	3	2	2	0
Campbell, B.	WA	TCBA	3.5	3.92	2.84	38.6	12.1	9.5	1.9	2.8	.00	1.7	.271	748	235	0	15	1	0
Klawitter, A.	WA	TCBA	4.7	4.03	3.10	39.7	13.3	10.6	2.8	2.8	.62	-.6	.291	128	43	0	0	0	0
Warhop, J.	WA	TCBA	3.0	4.28	3.26	38.3	11.0	8.5	2.4	3.1	.11	-8.9	.250	1021	294	7	3	4	0
Reisling, D.	WA	TCBA	3.4	3.86	3.40	37.9	12.3	9.5	2.7	2.5	.00	-2.1	.282	167	54	0	0	0	0
Dinneen, B.	WA	TCBA	6.3	4.81	4.12	39.2	13.5	10.0	3.5	3.5	.69	-10.4	.287	343	118	0	0	1	1
Ryan, J.	WA	TCBA	3.7	5.35	4.42	41.7	15.2	10.7	4.1	4.0	.23	-12.8	.295	358	131	1	4	1	0
Ferguson, G.	WA	TCBA	4.6	8.81	6.33	44.1	16.8	13.3	3.3	5.4	.08	-42.4	.337	550	210	2	3	3	0
Waukesha Freeman			3.6	4.04	2.98	38.3	11.4	8.7	2.4	3.1	.10	-7.9	.253	5905	1764	22	46	18	1

31 Players	Tm	Lg	AVG	G	AB	R	H	2B	3B	HR	TB	RBI	SO	BB	ASB	SB	CS	SBP	GDP
Mitchell, M.	WA	TCBA	.316	137	534	96	169	19	19	3	235	77	60	73	76	57	19	75.0	1
Wagner, H.	WA	TCBA	.304	136	537	117	163	46	9	0	227	51	49	72	45	30	15	66.7	5
Easterly, T.	WA	TCBA	.295	89	251	37	74	20	8	0	110	36	30	16	6	5	1	83.3	3
Dinneen, B.	WA	TCBA	.276	12	29	7	8	1	0	0	9	3	4	2	0	0	0	-	0
Stahl, J.	WA	TCBA	.265	104	396	52	105	21	11	4	160	64	38	35	7	5	2	71.4	8
Altizer, D.	WA	TCBA	.262	82	260	22	68	2	2	0	74	21	35	20	32	22	10	68.8	3
Niles, H.	WA	TCBA	.259	90	347	36	90	10	5	0	110	57	51	25	25	22	3	88.0	4
Cole, W.	WA	TCBA	.252	43	119	20	30	7	1	0	39	6	16	7	3	2	1	66.7	4
O'Hara, B.	WA	TCBA	.240	54	183	34	44	5	2	0	53	13	23	19	20	15	5	75.0	4
Burch, A.	LT	TCBA	.226	60	235	30	53	5	0	1	61	24	26	28	20	16	4	80.0	3
Isbell, F.	WA	TCBA	.207	105	305	29	63	14	5	0	87	40	52	22	20	12	8	60.0	1
Huggins, M.	WA	TCBA	.201	100	309	35	62	4	2	0	70	20	48	44	18	13	5	72.2	5
Campbell, B.	WA	TCBA	.196	25	56	6	11	2	1	0	15	6	6	4	4	3	1	75.0	1
Mowrey, M.	WA	TCBA	.193	63	202	21	39	10	0	0	49	14	26	32	4	3	1	75.0	5
Sajdak, K.	WA	TCBA	.191	45	115	6	22	1	2	1	30	11	18	6	0	0	0	-	3
Austin, J.	WA	TCBA	.184	126	463	35	85	9	2	0	98	41	71	43	50	34	16	68.0	4
Reisling, D.	WA	TCBA	.182	12	11	0	2	1	0	0	3	0	1	2	0	0	0	-	0
Ferguson, G.	WA	TCBA	.167	24	36	2	6	1	0	0	7	4	4	4	0	0	0	-	1
Ryan, J.	WA	TCBA	.167	16	24	1	4	0	0	0	4	4	3	1	0	0	0	-	0
Warhop, J.	WA	TCBA	.143	34	84	3	12	1	2	0	17	4	16	1	0	0	0	-	2
Klawitter, A.	WA	TCBA	.143	8	7	2	1	0	0	0	1	1	0	2	0	0	0	-	0
Spencer, T.	WA	TCBA	.142	55	183	14	26	3	0	0	29	14	22	12	4	3	1	75.0	3
Joss, A.	WA	TCBA	.133	35	90	6	12	4	0	0	16	10	18	5	0	0	0	-	1
Needham, T.	WA	TCBA	.130	56	177	10	23	0	0	0	23	8	13	0	0	0	0	-	0
Upp, J.	WA	TCBA	.111	21	9	0	1	0	0	0	1	1	1	0	0	0	0	-	1
Killefer, R.	WA	TCBA	.108	39	111	6	12	0	1	0	14	7	25	15	5	3	2	60.0	2
Pape, L.	WA	TCBA	.100	15	20	1	2	0	0	0	2	1	2	0	0	0	0	-	0
Leifield, L.	WA	TCBA	.093	30	75	6	7	0	1	0	9	5	8	5	1	1	0	100.0	0
Burchell, F.	WA	TCBA	.000	15	11	0	0	0	0	0	0	0	1	0	0	0	0	-	0
Brown, R.	WA	TCBA	.000	6	3	1	0	0	0	0	0	0	0	0	0	0	0	-	0
Schmidt, B.	WA	TCBA	.000	2	1	0	0	0	0	0	0	0	0	0	0	0	0	-	0
Waukesha Freeman			.230	1639	5183	635	1194	186	73	9	1553	543	667	495	340	246	94	72.4	64


31 Players	Tm	Lg	AVG	OBP	SLG	OPS	ISO	SECA	TA	RCON	RC	RC/G	PA	IBB	HBP	SH	SF
Mitchell, M.	WA	TCBA	.316	.397	.440	.837	.124	.331	.953	36.9	104.6	7.2	617	1	2	3	5
Wagner, H.	WA	TCBA	.304	.384	.423	.807	.119	.281	.838	26.3	92.9	6.2	621	0	1	6	4
Easterly, T.	WA	TCBA	.295	.337	.438	.775	.143	.223	.735	7.9	38.7	5.4	280	0	2	7	4
Dinneen, B.	WA	TCBA	.276	.323	.310	.633	.034	.103	.524	-.6	3.2	3.8	33	0	0	2	0
Stahl, J.	WA	TCBA	.265	.342	.404	.746	.139	.235	.708	8.8	56.4	4.9	455	5	13	7	3
Altizer, D.	WA	TCBA	.262	.338	.285	.622	.023	.146	.620	-4.1	27.9	3.6	295	0	11	2	2
Niles, H.	WA	TCBA	.259	.326	.317	.643	.058	.184	.640	.4	41.9	4.0	402	0	12	13	5
Cole, W.	WA	TCBA	.252	.294	.328	.621	.076	.143	.511	-3.2	10.7	3.0	128	0	0	2	0
O'Hara, B.	WA	TCBA	.240	.322	.290	.612	.049	.208	.608	-2.9	18.5	3.3	206	1	3	1	0
Burch, A.	LT	TCBA	.226	.313	.260	.573	.034	.204	.566	-6.2	22.2	3.1	267	0	2	2	0
Isbell, F.	WA	TCBA	.207	.261	.285	.547	.079	.164	.486	-17.6	23.4	2.5	332	1	1	3	1
Huggins, M.	WA	TCBA	.201	.303	.227	.529	.026	.194	.502	-14.7	25.8	2.5	374	0	2	17	2
Campbell, B.	WA	TCBA	.196	.246	.268	.514	.071	.179	.468	-3.3	4.0	2.1	65	0	0	4	1
Mowrey, M.	WA	TCBA	.193	.302	.243	.545	.050	.218	.497	-8.6	17.3	2.6	247	0	0	12	1
Sajdak, K.	WA	TCBA	.191	.231	.261	.492	.070	.122	.375	-8.8	6.5	1.8	121	1	0	0	0
Austin, J.	WA	TCBA	.184	.252	.212	.464	.028	.160	.440	-36.4	27.6	1.8	521	6	0	13	2
Reisling, D.	WA	TCBA	.182	.308	.273	.580	.091	.273	.556	-.3	1.1	3.2	13	0	0	0	0
Ferguson, G.	WA	TCBA	.167	.244	.194	.438	.028	.139	.355	-3.1	1.9	1.6	42	0	0	1	1
Ryan, J.	WA	TCBA	.167	.200	.167	.367	.000	.042	.250	-2.8	.9	1.2	25	0	0	0	0
Warhop, J.	WA	TCBA	.143	.163	.202	.365	.060	.071	.257	-10.4	2.6	.9	90	0	1	4	0
Klawitter, A.	WA	TCBA	.143	.333	.143	.476	.000	.286	.500	-.4	.5	2.3	9	0	0	0	0
Spencer, T.	WA	TCBA	.142	.197	.158	.355	.016	.093	.280	-21.7	6.4	1.0	201	0	1	3	2
Joss, A.	WA	TCBA	.133	.175	.178	.353	.044	.100	.266	-11.0	3.2	1.0	100	0	0	3	2
Needham, T.	WA	TCBA	.130	.130	.130	.260	.000	.000	.149	-27.9	3.0	.5	177	0	0	0	0
Upp, J.	WA	TCBA	.111	.111	.111	.222	.000	.000	.111	-1.5	.0	.0	9	0	0	0	0
Killefer, R.	WA	TCBA	.108	.238	.126	.365	.018	.162	.350	-12.7	4.1	1.1	130	3	4	0	0
Pape, L.	WA	TCBA	.100	.100	.100	.200	.000	.000	.111	-3.6	.2	.3	21	0	0	1	0
Leifield, L.	WA	TCBA	.093	.159	.120	.279	.027	.107	.235	-10.9	2.1	.8	86	0	1	4	1
Burchell, F.	WA	TCBA	.000	.000	.000	.000	.000	.000	.000	-2.8	.0	.0	12	0	0	1	0
Brown, R.	WA	TCBA	.000	.000	.000	.000	.000	.000	.000	-.8	.0	.0	3	0	0	0	0
Schmidt, B.	WA	TCBA	.000	.000	.000	.000	.000	.000	.000	-.3	.0	.0	1	0	0	0	0
Waukesha Freeman			.230	.302	.300	.602	.069	.194	.567	-136.2	511.6	3.2	5883	18	56	111	36



Grand Rapid Wolverines Draft Picks

- 1-Willie Mitchell
- 2-George Bell
- 3-Joe Ward
- 4-George Hunter
- 5-Walter Blair
- 6-Roy Ellam
- 7-Elijah Jones
- 8-Grover Land





- 1-Art Devlin, 3B
- 2-Johnny Bates, RF
- 3-Sam Crawford, CF
- 4-Ed Konetchy, 1B
- 5-Roger Bresnahan, C
- 6-Alan Storke, SS
- 7-Otto Knabe, 2B
- 8-Bob Ganley, CF
- 9-Ed Cicotte, P

Grand Rapids Opening Day 1910 Starting Lineup

14 Pitchers	Tm	Lg	W	L	PCT	SV	ERA	G	GS	CG	SHO	QS	IP	H	R	ER	HR	SO	BB
Schweitzer, A.	GW	TCBA	0	0	-	0	.00	2	0	0	0	0	2.0	4	3	0	0	1	0
Jones, E.	GW	TCBA	2	0	1.000	0	1.86	3	2	1	1	1	19.1	17	4	4	0	6	4
Cicotte, E.	GW	TCBA	12	7	.632	3	2.06	27	19	9	1	11	170.0	105	67	39	0	75	101
Berger, H.	GW	TCBA	16	10	.615	0	2.60	30	29	14	2	16	231.2	208	95	67	1	140	53
Beebe, F.	GW	TCBA	9	14	.391	0	2.76	33	25	11	3	12	205.1	203	100	63	1	90	62
Bell, G.	GW	TCBA	12	15	.444	0	2.84	29	28	17	5	13	224.2	189	97	71	0	127	60
Doyle, S.	GW	TCBA	6	9	.400	1	3.10	24	14	5	2	6	122.0	109	68	42	4	63	34
Killian, E.	GW	TCBA	12	11	.522	1	3.15	26	24	13	4	14	188.2	163	83	66	0	57	60
Hunter, G.	GW	TCBA	1	4	.200	0	3.72	7	5	2	0	1	46.0	38	23	19	0	24	18
Mitchell, W.	GW	TCBA	1	3	.250	0	3.90	7	3	2	0	1	30.0	25	15	13	0	8	16
Witherup, R.	GW	TCBA	0	1	.000	0	4.06	21	0	0	0	0	37.2	46	23	17	3	14	5
Pastorius, J.	GW	TCBA	0	0	-	0	4.37	16	0	0	0	0	22.2	30	16	11	3	10	14
Sajdak, D.	GW	TCBA	0	0	-	0	4.50	3	0	0	0	0	8.0	8	4	4	0	3	3
Dubuc, J.	GW	TCBA	1	8	.111	1	10.16	32	5	0	0	0	56.2	111	76	64	0	23	32
Grand Rapids Wolverines			72	82	.468	6	3.17	260	154	74	18	75	1364.2	1256	674	480	12	641	462

14 Pitchers	Tm	Lg	SUP/9	R/9	ERA	BF/9	BR/9	H/9	BB/9	SO/9	HR/9	ERPT	OBA	BF	BR	IBB	HB	WP	BK
Schweitzer, A.	GW	TCBA	.0	13.50	.00	45.0	18.0	18.0	.0	4.5	.00	.7	.400	10	4	0	0	0	0
Jones, E.	GW	TCBA	3.3	1.86	1.86	36.3	9.8	7.9	1.9	2.8	.00	2.3	.230	78	21	0	0	0	0
Cicotte, E.	GW	TCBA	5.2	3.55	2.06	38.3	11.2	5.6	5.3	4.0	.00	16.3	.176	723	211	0	5	2	0
Berger, H.	GW	TCBA	3.7	3.69	2.60	37.7	10.6	8.1	2.1	5.4	.04	8.4	.235	970	272	0	11	8	0
Beebe, F.	GW	TCBA	4.0	4.38	2.76	39.1	11.8	8.9	2.7	3.9	.04	3.8	.252	892	270	1	6	10	0
Bell, G.	GW	TCBA	3.6	3.89	2.84	37.8	10.4	7.6	2.4	5.1	.00	2.1	.221	944	260	0	11	5	0
Doyle, S.	GW	TCBA	3.2	5.02	3.10	39.0	10.8	8.0	2.5	4.6	.30	-2.3	.228	529	146	0	3	3	0
Killian, E.	GW	TCBA	3.7	3.96	3.15	37.8	11.0	7.8	2.9	2.7	.00	-4.6	.233	792	230	0	7	7	0
Hunter, G.	GW	TCBA	2.7	4.50	3.72	38.2	11.3	7.4	3.5	4.7	.00	-4.0	.228	195	58	0	2	0	1
Mitchell, W.	GW	TCBA	2.4	4.50	3.90	39.9	12.6	7.5	4.8	2.4	.00	-3.2	.231	133	42	0	1	0	0
Witherup, R.	GW	TCBA	.0	5.50	4.06	39.2	12.2	11.0	1.2	3.3	.72	-4.7	.297	164	51	0	0	1	0
Pastorius, J.	GW	TCBA	.0	6.35	4.37	45.3	17.5	11.9	5.6	4.0	1.19	-3.6	.316	114	44	0	0	1	0
Sajdak, D.	GW	TCBA	.0	4.50	4.50	40.5	13.5	9.0	3.4	3.4	.00	-1.4	.250	36	12	0	1	0	0
Dubuc, J.	GW	TCBA	1.9	12.07	10.16	49.7	23.3	17.6	5.1	3.7	.00	-45.6	.417	313	147	0	4	3	0
Grand Rapids Wolverines			3.5	4.45	3.17	38.9	11.7	8.3	3.0	4.2	.08	-35.8	.240	5893	1768	1	51	40	1




29 Players	Tm	Lg	AVG	G	AB	R	H	2B	3B	HR	TB	RBI	SO	BB	ASB	SB	CS	SBP	GDP
Shaw, A.	GW	TCBA	.500	4	4	0	2	0	0	0	2	0	0	0	0	0	0	-	0
Dubuc, J.	GW	TCBA	.375	32	8	2	3	0	0	0	3	0	0	1	0	0	0	-	1
Snodgrass, F.	GW	TCBA	.354	30	79	15	28	2	0	2	36	8	5	4	3	2	1	66.7	1
Cicotte, E.	GW	TCBA	.339	27	59	13	20	1	0	0	21	7	8	7	6	5	1	83.3	1
Crawford, S.	GW	TCBA	.308	151	613	97	189	42	15	2	267	104	49	51	36	30	6	83.3	6
Bates, J.	GW	TCBA	.279	133	524	94	146	26	5	0	182	48	44	48	39	33	6	84.6	2
Konetchy, E.	GW	TCBA	.268	153	579	71	155	19	7	0	188	99	44	79	25	22	3	88.0	9
Ward, J.	GW	TCBA	.257	72	218	20	56	10	4	0	74	27	26	9	9	3	6	33.3	1
Bresnahan, R.	GW	TCBA	.244	85	271	35	66	5	0	0	71	34	33	51	5	4	1	80.0	5
Storke, A.	GW	TCBA	.241	85	303	24	73	9	2	0	86	35	21	15	5	3	2	60.0	7
Dahlen, B.	GW	TCBA	.231	70	229	23	53	9	1	0	64	33	28	33	2	1	1	50.0	11
Devlin, A.	GW	TCBA	.229	134	537	88	123	29	5	0	162	18	49	55	28	23	5	82.1	6
Ganley, B.	GW	TCBA	.227	65	181	17	41	3	1	0	46	16	34	19	5	2	3	40.0	4
Sajdak, D.	GW	TCBA	.223	89	242	18	54	6	3	2	72	21	40	13	0	0	0	-	9
Knabe, O.	GW	TCBA	.223	109	364	26	81	12	5	0	103	38	49	33	8	4	4	50.0	8
Hunter, G.	GW	TCBA	.211	88	304	25	64	17	0	0	81	28	45	19	2	0	2	.0	10
Berger, H.	GW	TCBA	.208	30	77	11	16	9	0	0	25	3	7	5	0	0	0	-	3
Blair, W.	GW	TCBA	.194	48	134	16	26	2	3	0	34	14	16	8	0	0	0	-	5
Doyle, S.	GW	TCBA	.182	24	33	4	6	0	0	0	6	1	6	3	0	0	0	-	0
Land, G.	GW	TCBA	.156	47	141	4	22	0	0	0	22	11	25	5	0	0	0	-	5
Bell, G.	GW	TCBA	.130	29	77	8	10	1	1	0	13	2	13	5	0	0	0	-	1
Jones, E.	GW	TCBA	.125	3	8	0	1	0	0	0	1	1	3	0	0	0	0	-	0
Mitchell, W.	GW	TCBA	.111	7	9	1	1	0	0	0	1	0	5	1	0	0	0	-	0
Witherup, R.	GW	TCBA	.111	21	9	1	1	0	0	0	1	0	1	0	0	0	0	-	0
Killian, E.	GW	TCBA	.098	26	61	3	6	0	0	0	6	1	14	3	0	0	0	-	0
Schweitzer, A.	GW	TCBA	.071	33	56	6	4	1	0	0	5	3	8	7	0	0	0	-	1
Ellam, R.	GW	TCBA	.067	8	15	3	1	0	0	1	4	2	2	4	0	0	0	-	0
Beebe, F.	GW	TCBA	.043	33	70	3	3	0	0	0	3	0	12	3	0	0	0	-	1
Pastorius, J.	GW	TCBA	-	16	0	0	0	0	0	0	0	0	0	1	0	0	0	-	0
Grand Rapids Wolverines			.240	1652	5205	628	1251	203	52	7	1579	554	587	482	173	132	41	76.3	97



29 Players	Tm	Lg	AVG	OBP	SLG	OPS	ISO	SECA	TA	RCON	RC	RC/G	PA	IBB	HBP	SH	SF
Shaw, A.	GW	TCBA	.500	.500	.500	1.000	.000	.000	1.000	.4	1.0	13.5	4	0	0	0	0
Dubuc, J.	GW	TCBA	.375	.444	.375	.819	.000	.125	.667	.5	1.2	4.0	11	0	0	2	0
Snodgrass, F.	GW	TCBA	.354	.386	.456	.841	.101	.165	.792	4.0	13.7	7.0	83	1	0	0	0
Cicotte, E.	GW	TCBA	.339	.409	.356	.765	.017	.203	.805	3.0	9.8	6.0	69	0	0	3	0
Crawford, S.	GW	TCBA	.308	.363	.436	.799	.127	.250	.805	28.7	102.6	6.2	676	4	3	7	2
Bates, J.	GW	TCBA	.279	.343	.347	.690	.069	.212	.692	7.8	71.1	4.7	599	2	4	22	1
Konetchy, E.	GW	TCBA	.268	.353	.325	.678	.057	.226	.663	6.5	74.6	4.5	669	3	0	6	5
Ward, J.	GW	TCBA	.257	.291	.339	.630	.083	.110	.527	-7.8	21.1	3.3	236	0	3	2	4
Bresnahan, R.	GW	TCBA	.244	.365	.262	.627	.018	.218	.607	-1.1	30.7	3.8	329	0	2	3	2
Storke, A.	GW	TCBA	.241	.276	.284	.559	.043	.096	.439	-14.8	24.0	2.5	338	0	1	15	4
Dahlen, B.	GW	TCBA	.231	.328	.279	.608	.048	.192	.527	-5.1	21.3	3.0	268	0	1	3	2
Devlin, A.	GW	TCBA	.229	.312	.302	.613	.073	.209	.588	-8.9	56.7	3.5	612	0	10	9	1
Ganley, B.	GW	TCBA	.227	.300	.254	.554	.028	.127	.456	-9.5	14.4	2.5	209	0	0	9	0
Sajdak, D.	GW	TCBA	.223	.266	.298	.563	.074	.128	.437	-11.9	17.4	2.4	256	0	1	0	0
Knabe, O.	GW	TCBA	.223	.308	.283	.591	.060	.151	.522	-12.3	33.9	3.0	423	0	14	7	5
Hunter, G.	GW	TCBA	.211	.265	.266	.532	.056	.112	.417	-18.1	20.7	2.1	336	0	5	4	4
Berger, H.	GW	TCBA	.208	.256	.325	.581	.117	.182	.469	-3.2	6.0	2.3	87	0	0	5	0
Blair, W.	GW	TCBA	.194	.262	.254	.515	.060	.119	.416	-8.4	8.9	2.1	151	0	5	2	2
Doyle, S.	GW	TCBA	.182	.250	.182	.432	.000	.091	.333	-3.0	2.1	1.7	41	0	0	5	0
Land, G.	GW	TCBA	.156	.184	.156	.340	.000	.035	.218	-18.0	3.7	.8	150	0	0	3	1
Bell, G.	GW	TCBA	.130	.183	.169	.352	.039	.104	.265	-9.6	2.7	1.0	87	0	0	4	0
Jones, E.	GW	TCBA	.125	.125	.125	.250	.000	.000	.143	-1.3	.1	.5	8	0	0	0	0
Mitchell, W.	GW	TCBA	.111	.200	.111	.311	.000	.111	.250	-1.2	.3	.9	10	0	0	0	0
Witherup, R.	GW	TCBA	.111	.111	.111	.222	.000	.000	.125	-1.5	.1	.4	9	0	0	0	0
Killian, E.	GW	TCBA	.098	.154	.098	.252	.000	.049	.182	-9.7	1.4	.6	71	0	1	6	0
Schweitzer, A.	GW	TCBA	.071	.191	.089	.280	.018	.143	.264	-7.8	1.6	.8	68	0	2	0	3
Ellam, R.	GW	TCBA	.067	.263	.267	.530	.200	.467	.571	-8	1.3	2.6	19	0	0	0	0
Beebe, F.	GW	TCBA	.043	.082	.043	.125	.000	.043	.088	-14.4	.3	.1	75	0	0	2	0
Pastorius, J.	GW	TCBA	-	1.000	-	-	-	-	-	.3	.3	-	1	0	0	0	0
Grand Rapids Wolverines			.240	.309	.303	.612	.063	.173	.549	-117.1	521.0	3.3	5895	10	52	119	36



PEOPLE LOVE LONDON



🇨🇦 LONDON ONTARIO CANADA 🇨🇦

London Tecumsehs Draft Picks




2-Jack Quinn 3-Fred Tenney 4-Dixie Walker 5-Bill O'Hara
6-Harry Ables 7-Bill Bergen 8-Frank Oberlin 8a-Chick Autry



BASEBALL CHAMPIONS 1877

London Tecumsehs Opening Day Starting Lineup 1910

- 1-Danny Hoffman, CF
- 2-Eddie Grant, 3B
- 3-Willie Keeler, LF
- 4-George Gibson, C
- 5-Whitey Alperman 2B
- 6-Fred Tenney, 1B
- 7-Wally Clement, RF
- 8-Mickey Doolan, SS
- 9-Frank Smith, P





11 Pitchers	Tm	Lg	W	L	PCT	SV	ERA	G	GS	CG	SHO	QS	IP	H	R	ER	HR	SO	BB
Hebscher, E.	LT	TCBA	0	0	-	0	.00	1	0	0	0	0	1.0	0	0	0	0	1	0
Smith, F.	LT	TCBA	23	13	.639	1	1.72	44	38	25	4	31	341.0	207	81	65	2	172	90
Rucker, N.	LT	TCBA	23	10	.697	0	2.34	39	35	23	4	23	304.1	239	96	79	1	272	99
Lake, J.	LT	TCBA	17	6	.739	1	2.35	34	30	15	4	24	241.0	188	77	63	1	116	76
Quinn, J.	LT	TCBA	8	9	.471	1	2.41	33	14	7	1	9	134.2	104	44	36	0	30	40
Walker, D.	LT	TCBA	2	3	.400	0	2.63	14	3	1	1	1	37.2	39	14	11	1	23	9
Mattern, A.	LT	TCBA	9	4	.692	0	2.66	23	14	8	4	9	128.1	106	43	38	0	44	30
Bailey, B.	LT	TCBA	13	5	.722	3	2.90	27	13	6	1	8	133.1	116	47	43	0	82	66
Ables, H.	LT	TCBA	3	3	.500	0	2.95	8	4	1	1	3	36.2	30	15	12	1	29	13
Good, W.	LT	TCBA	0	0	-	1	4.50	7	0	0	0	0	10.0	16	12	5	0	5	6
Oberlin, F.	LT	TCBA	1	2	.333	0	4.55	12	3	1	0	1	29.2	35	15	15	0	7	11
London Tecumsehs			99	55	.643	7	2.36	242	154	87	20	109	1397.2	1080	444	367	6	781	440

11 Pitchers	Tm	Lg	SUP/9	R/9	ERA	BF/9	BR/9	H/9	BB/9	SO/9	HR/9	ERPT	OBA	BF	BR	IBB	HB	WP	BK
Hebscher, E.	LT	TCBA	.0	.00	.00	27.0	.0	.0	.0	9.0	.00	.3	.000	3	0	0	0	0	0
Smith, F.	LT	TCBA	3.6	2.14	1.72	34.5	8.1	5.5	2.3	4.5	.05	46.0	.178	1306	306	1	10	4	0
Rucker, N.	LT	TCBA	4.0	2.84	2.34	36.7	10.4	7.1	2.9	8.0	.03	20.1	.220	1242	350	1	13	5	0
Lake, J.	LT	TCBA	4.1	2.88	2.35	36.8	10.1	7.0	2.8	4.3	.04	15.4	.215	986	270	1	7	7	0
Quinn, J.	LT	TCBA	2.3	2.94	2.41	36.6	10.2	7.0	2.7	2.0	.00	7.8	.215	547	153	0	9	4	0
Walker, D.	LT	TCBA	1.4	3.35	2.63	38.5	11.5	9.3	2.2	5.5	.24	1.3	.260	161	48	0	0	0	0
Mattern, A.	LT	TCBA	4.7	3.02	2.66	36.0	10.0	7.4	2.1	3.1	.00	3.8	.226	514	142	0	6	3	1
Bailey, B.	LT	TCBA	4.7	3.17	2.90	38.5	12.4	7.8	4.2	5.5	.00	.4	.241	571	183	4	5	5	0
Ables, H.	LT	TCBA	5.4	3.68	2.95	37.8	11.0	7.4	2.9	7.1	.25	-.1	.224	154	45	1	3	1	0
Good, W.	LT	TCBA	.0	10.80	4.50	47.7	19.8	14.4	5.4	4.5	.00	-1.7	.340	53	22	0	0	0	0
Oberlin, F.	LT	TCBA	1.8	4.55	4.55	40.0	14.0	10.6	3.3	2.1	.00	-5.3	.297	132	46	0	0	2	0
London Tecumsehs			3.8	2.86	2.36	36.5	10.1	7.0	2.8	5.0	.04	87.9	.215	5669	1565	8	53	31	1

31 Players	Tm	Lg	AVG	G	AB	R	H	2B	3B	HR	TB	RBI	SO	BB	ASB	SB	CS	SBP	GDP
O'Hara, B.	WA	TCBA	.324	26	74	10	24	5	1	0	31	7	10	10	6	3	3	50.0	1
Gibson, G.	LT	TCBA	.280	138	500	72	140	26	2	0	170	71	47	54	15	11	4	73.3	11
Grant, E.	LT	TCBA	.274	154	634	80	174	22	3	0	202	55	62	36	36	25	11	69.4	6
Alperman, W.	LT	TCBA	.269	116	428	46	115	21	7	0	150	57	61	14	9	8	1	88.9	8
Burch, A.	LT	TCBA	.269	94	376	49	101	14	2	0	119	50	33	34	31	22	9	71.0	5
Deiningner, P.	LT	TCBA	.268	47	123	19	33	6	0	0	39	13	16	10	10	7	3	70.0	2
Clarke, N.	LT	TCBA	.266	67	124	12	33	4	1	0	39	14	12	7	0	0	0	-	3
Bailey, B.	LT	TCBA	.259	32	54	4	14	2	0	0	16	12	4	1	4	4	0	100.0	1
Bergen, B.	LT	TCBA	.250	49	24	4	6	0	0	0	6	4	5	3	0	0	0	-	1
Hebscher, E.	LT	TCBA	.244	70	201	17	49	8	3	1	66	27	44	13	1	1	0	100.0	7
Hoffman, D.	LT	TCBA	.243	103	391	74	95	8	6	3	124	32	33	59	42	32	10	76.2	3
Niles, H.	WA	TCBA	.242	33	124	12	30	4	1	0	36	13	8	4	11	9	2	81.8	2
Keeler, W.	LT	TCBA	.232	90	311	34	72	5	1	0	79	32	33	26	17	13	4	76.5	7
Good, W.	LT	TCBA	.231	57	108	19	25	2	1	0	29	12	15	12	12	10	2	83.3	0
Smith, F.	LT	TCBA	.228	44	114	14	26	7	1	0	35	15	22	6	0	0	0	-	2
Doolan, M.	LT	TCBA	.205	152	511	68	105	12	16	0	149	55	62	53	7	4	3	57.1	7
Tenney, F.	LT	TCBA	.203	123	394	39	80	5	2	3	98	40	59	50	7	5	2	71.4	9
Clement, W.	LT	TCBA	.202	68	208	15	42	6	3	0	54	28	19	12	8	5	3	62.5	1
Perring, G.	LT	TCBA	.194	55	129	22	25	3	3	0	34	11	14	7	7	5	2	71.4	2
Autry, C.	LT	TCBA	.186	37	70	11	13	1	0	0	14	10	15	11	1	0	1	.0	0
Jackson, J.	LT	TCBA	.167	7	18	1	3	0	0	0	3	1	3	3	0	0	0	-	1
Lake, J.	LT	TCBA	.155	34	84	9	13	2	0	0	15	3	21	4	0	0	0	-	0
Rucker, N.	LT	TCBA	.147	39	95	7	14	2	0	0	16	10	12	6	0	0	0	-	3
Ables, H.	LT	TCBA	.143	8	14	1	2	0	0	0	2	1	2	0	0	0	0	-	0
Quinn, J.	LT	TCBA	.088	33	34	4	3	0	0	0	3	2	4	3	0	0	0	-	2
Mattern, A.	LT	TCBA	.075	23	40	1	3	0	0	0	3	1	5	3	3	2	1	66.7	3
Davidson, B.	LT	TCBA	.069	12	29	3	2	0	0	0	2	5	5	3	1	1	0	100.0	0
Mowrey, M.	WA	TCBA	.000	11	10	0	0	0	0	0	0	0	4	0	0	0	0	-	0
Walker, D.	LT	TCBA	.000	14	8	0	0	0	0	0	0	0	1	0	0	0	0	-	0
Oberlin, F.	LT	TCBA	.000	12	5	1	0	0	0	0	0	0	0	0	0	0	0	-	0
Midkiff, E.	LT	TCBA	.000	1	1	0	0	0	0	0	0	0	0	0	0	0	0	-	0
London Tecumsehs			.237	1749	5236	648	1242	165	53	7	1534	581	631	444	228	167	61	73.2	87

31 Players	Tm	Lg	AVG	OBP	SLG	OPS	ISO	SECA	TA	RCON	RC	RC/G	PA	IBB	HBP	SH	SF
O'Hara, B.	WA	TCBA	.324	.405	.419	.824	.095	.230	.815	3.2	12.7	6.0	87	0	0	3	0
Gibson, G.	LT	TCBA	.280	.352	.340	.692	.060	.182	.637	4.4	62.7	4.5	563	2	4	1	4
Grant, E.	LT	TCBA	.274	.313	.319	.631	.044	.123	.553	-12.7	65.5	3.6	684	1	1	8	4
Alperman, W.	LT	TCBA	.269	.292	.350	.643	.082	.131	.540	-7.2	44.2	3.5	460	0	2	12	4
Burch, A.	LT	TCBA	.269	.326	.316	.643	.048	.173	.609	-3.7	41.8	3.8	419	0	1	2	6
Deininger, P.	LT	TCBA	.268	.328	.317	.646	.049	.163	.611	-1.0	13.8	3.8	139	0	2	2	2
Clarke, N.	LT	TCBA	.266	.305	.315	.620	.048	.105	.489	-3.3	11.5	3.2	133	2	0	2	0
Bailey, B.	LT	TCBA	.259	.286	.296	.582	.037	.130	.537	-1.0	5.2	3.1	61	0	1	5	0
Bergen, B.	LT	TCBA	.250	.333	.250	.583	.000	.125	.474	-.8	2.1	2.8	28	0	0	1	0
Hebscher, E.	LT	TCBA	.244	.292	.328	.620	.085	.154	.509	-5.2	18.5	3.1	219	0	1	3	1
Hoffman, D.	LT	TCBA	.243	.361	.317	.678	.074	.281	.741	6.3	53.4	4.6	466	1	14	1	1
Niles, H.	WA	TCBA	.242	.264	.290	.554	.048	.137	.500	-5.0	9.9	2.6	131	0	0	2	1
Keeler, W.	LT	TCBA	.232	.313	.254	.567	.023	.135	.520	-10.3	28.1	2.9	364	1	12	12	3
Good, W.	LT	TCBA	.231	.317	.269	.586	.037	.222	.624	-1.6	11.6	3.6	124	0	2	1	1
Smith, F.	LT	TCBA	.228	.276	.307	.583	.079	.132	.478	-4.5	10.2	2.8	131	0	2	8	1
Doolan, M.	LT	TCBA	.205	.278	.292	.570	.086	.192	.498	-22.9	44.1	2.8	577	2	1	6	6
Tenney, F.	LT	TCBA	.203	.291	.249	.540	.046	.180	.471	-19.3	30.8	2.5	451	2	0	5	2
Clement, W.	LT	TCBA	.202	.247	.260	.506	.058	.125	.424	-14.5	14.1	2.2	226	1	1	3	2
Perring, G.	LT	TCBA	.194	.266	.264	.529	.070	.147	.481	-7.2	9.6	2.4	143	0	6	0	1
Autry, C.	LT	TCBA	.186	.286	.200	.486	.014	.157	.431	-4.9	5.4	2.2	88	0	0	4	3
Jackson, J.	LT	TCBA	.167	.286	.167	.452	.000	.167	.375	-1.4	.9	1.5	21	0	0	0	0
Lake, J.	LT	TCBA	.155	.193	.179	.372	.024	.071	.268	-9.8	3.3	1.2	92	0	0	4	0
Rucker, N.	LT	TCBA	.147	.214	.168	.382	.021	.084	.286	-10.5	3.9	1.1	113	0	2	10	0
Ables, H.	LT	TCBA	.143	.143	.143	.286	.000	.000	.167	-2.1	.3	.6	14	0	0	0	0
Quinn, J.	LT	TCBA	.088	.158	.088	.246	.000	.088	.182	-5.4	.6	.4	41	0	0	3	1
Mattern, A.	LT	TCBA	.075	.136	.075	.211	.000	.100	.195	-6.9	.3	.2	48	0	0	4	1
Davidson, B.	LT	TCBA	.069	.206	.069	.275	.000	.138	.296	-3.9	.8	.8	34	0	2	0	0
Mowrey, M.	WA	TCBA	.000	.000	.000	.000	.000	.000	.000	-2.5	.0	.0	10	0	0	0	0
Walker, D.	LT	TCBA	.000	.000	.000	.000	.000	.000	.000	-2.0	.0	.0	9	0	0	1	0
Oberlin, F.	LT	TCBA	.000	.000	.000	.000	.000	.000	.000	-1.3	.0	.0	7	0	0	2	0
Midkiff, E.	LT	TCBA	.000	.000	.000	.000	.000	.000	.000	-.3	.0	.0	1	0	0	0	0
London Tecumsehs			.237	.301	.293	.594	.056	.161	.531	-157.0	493.8	3.1	5884	12	54	105	44

MOUNTAINEERS



TURIN

An aerial photograph of a mountain town at dusk. The town is built on a hillside, with numerous houses and buildings illuminated by warm lights. The background shows a range of mountains under a twilight sky with soft clouds. The overall scene is a scenic view of a mountain community.

Turin Mountaineers Draft Picks

1-Fred Luderus 2-Pat Ragan 3-Heinie Heitmuller 4-Ham Hyatt
5-Doc Martel 6-Roy Castleton 7-Heinie Beckendorf

**TURIN MOUNTAINEERS
OPENING DAY 1910
STARTING LINEUP**



LENNOX, BROOKLYN




HUMMEL, BROOKLYN



WAGNER, BOSTON AMER




HOFMAN, Brooklyn Fed.



LA PORTE, N. Y. AMER.




MURRAY, N. Y. NAT'L



Plank, Philadelphia Americans



OF THE CINCINNATI NATIONALS



ABSTEIN, PITTSBURG

- 1-Solly Hofman, CF**
- 2-Red Murray, RF**
- 3-John Hummel, LF**
- 4-Frank LaPorte, 2B**
- 5-Bill Abstein, 1B**
- 6-Ed Lennox, 3B**
- 7-Heinie Wagner, SS**
- 8-Larry McLean, C**
- 9-Eddie Plank, P**

12 Pitchers																			
Tm	Lg	W	L	PCT	SV	ERA	G	GS	CG	SHO	QS	IP	H	R	ER	HR	SO	BB	
Castleton, R.	TU	TCBA	5	0	1.000	1	.33	35	1	1	0	1	27.1	10	5	1	0	10	7
Young, C.	TU	TCBA	19	17	.528	0	1.95	40	40	19	5	25	318.2	209	111	69	2	99	84
Plank, E.	TU	TCBA	20	11	.645	0	2.14	38	36	19	5	24	289.2	214	101	69	1	139	82
Pio, P.	TU	TCBA	0	0	-	0	2.25	3	0	0	0	0	4.0	6	1	1	0	1	2
Brandom, C.	TU	TCBA	4	2	.667	6	2.45	40	0	0	0	0	44.0	34	19	12	0	19	8
Burns, B.	TU	TCBA	15	12	.556	3	2.59	39	25	16	4	16	222.0	190	86	64	0	68	56
Johnson, W.	TU	TCBA	15	18	.455	1	3.93	44	38	16	2	17	281.1	234	149	123	5	145	115
Karger, E.	TU	TCBA	1	2	.333	0	4.01	24	4	0	0	1	42.2	43	24	19	1	14	25
Daly, G.	TU	TCBA	0	0	-	0	4.34	9	0	0	0	0	18.2	23	14	9	0	8	11
Ragan, P.	TU	TCBA	0	1	.000	0	4.61	7	0	0	0	0	13.2	20	9	7	0	4	6
Rowan, J.	TU	TCBA	5	5	.500	1	4.64	40	9	2	0	4	104.2	94	61	54	0	43	58
Bradley, B.	TU	TCBA	0	1	.000	0	27.00	2	0	0	0	0	.1	2	1	1	0	1	1
Turin Mountaineers			84	69	.549	12	2.82	321	153	73	16	88	1367.0	1079	581	429	9	551	455
12 Pitchers																			
Tm	Lg	SUP/9	R/9	ERA	BF/9	BR/9	H/9	BB/9	SO/9	HR/9	ERPT	OBA	BF	BR	IBB	HB	WP	BK	
Castleton, R.	TU	TCBA	2.0	1.65	.33	32.9	5.9	3.3	2.3	3.3	.00	7.9	.112	100	18	0	1	0	0
Young, C.	TU	TCBA	4.3	3.13	1.95	36.4	8.4	5.9	2.3	2.8	.06	34.7	.180	1290	298	4	9	8	0
Plank, E.	TU	TCBA	4.4	3.14	2.14	36.8	9.4	6.6	2.4	4.3	.03	25.3	.203	1183	304	4	12	3	1
Pio, P.	TU	TCBA	.0	2.25	2.25	42.8	18.0	13.5	4.5	2.3	.00	.3	.353	19	8	0	0	0	0
Brandom, C.	TU	TCBA	.0	3.89	2.45	37.6	9.0	7.0	1.4	3.9	.00	2.3	.207	184	44	1	3	0	0
Burns, B.	TU	TCBA	4.0	3.49	2.59	37.1	10.3	7.7	2.2	2.8	.00	8.3	.230	915	254	2	10	4	0
Johnson, W.	TU	TCBA	4.7	4.77	3.93	39.2	11.3	7.5	3.4	4.6	.16	-31.4	.218	1224	354	9	14	4	0
Karger, E.	TU	TCBA	5.1	5.06	4.01	40.9	14.3	9.1	5.3	3.0	.21	-5.1	.257	194	68	0	0	2	0
Daly, G.	TU	TCBA	.0	6.75	4.34	43.9	16.9	11.1	5.3	3.9	.00	-2.9	.303	91	35	0	1	0	0
Ragan, P.	TU	TCBA	.0	5.93	4.61	44.8	17.1	13.2	4.0	2.6	.00	-2.6	.333	68	26	0	0	0	0
Rowan, J.	TU	TCBA	4.0	5.25	4.64	40.0	13.0	8.1	4.6	3.7	.00	-19.9	.243	465	151	4	3	4	0
Bradley, B.	TU	TCBA	.0	27.00	27.00	108.0	81.0	54.0	27.0	27.0	.00	-.9	.667	4	3	0	0	0	0
Turin Mountaineers			4.1	3.83	2.82	37.8	10.3	7.1	2.8	3.6	.06	16.0	.212	5737	1563	24	53	25	1



29 Players	Tm	Lg	AVG	G	AB	R	H	2B	3B	HR	TB	RBI	SO	BB	ASB	SB	CS	SBP	GDP
Beckendorf, H.	TU	TCBA	.625	6	8	0	5	0	0	0	5	2	1	2	0	0	0	-	0
Heitmuller, H.	TU	TCBA	.344	76	224	42	77	9	11	0	108	45	18	28	10	9	1	90.0	5
Hummel, J.	TU	TCBA	.306	145	529	76	162	19	8	6	215	82	40	33	23	18	5	78.3	3
Hyatt, H.	TU	TCBA	.295	45	78	14	23	5	6	0	40	6	12	2	0	0	0	-	1
Hofman, S.	TU	TCBA	.294	145	540	93	159	26	3	2	197	56	54	44	29	21	8	72.4	5
Lennox, E.	TU	TCBA	.279	127	408	59	114	23	5	3	156	66	41	58	11	9	2	81.8	8
Murray, R.	TU	TCBA	.273	147	560	106	153	10	11	5	200	64	70	53	62	49	13	79.0	6
Castleton, R.	TU	TCBA	.269	35	26	7	7	0	0	0	7	1	3	8	0	0	0	-	0
Donahue, P.	TU	TCBA	.267	69	176	19	47	5	1	1	57	22	25	15	0	0	0	-	3
Lord, B.	TU	TCBA	.266	95	286	37	76	13	4	3	106	38	37	10	19	11	8	57.9	3
McLean, L.	TU	TCBA	.260	103	296	26	77	12	2	4	105	52	36	15	2	2	0	100.0	7
Abstein, B.	TU	TCBA	.259	144	506	68	131	24	8	0	171	58	50	29	27	19	8	70.4	5
LaPorte, F.	TU	TCBA	.258	85	295	39	76	17	4	0	101	33	27	6	5	2	3	40.0	3
Martel, D.	TU	TCBA	.255	25	47	5	12	3	0	0	15	6	1	6	0	0	0	-	1
Luderus, F.	TU	TCBA	.235	17	34	3	8	0	0	0	8	6	3	4	0	0	0	-	0
Pio, P.	TU	TCBA	.235	102	294	25	69	15	2	0	88	27	57	17	0	0	0	-	13
Karger, E.	TU	TCBA	.222	24	9	2	2	1	0	0	3	2	1	0	0	0	0	-	0
Plank, E.	TU	TCBA	.208	38	101	8	21	4	0	1	28	10	18	1	2	2	0	100.0	5
Wagner, H.	TU	TCBA	.203	128	408	47	83	18	2	0	105	34	54	40	27	20	7	74.1	10
Johnson, W.	TU	TCBA	.174	44	92	8	16	2	0	1	21	6	14	4	0	0	0	-	0
Clarke, J.	TU	TCBA	.167	5	6	1	1	0	0	0	1	0	1	1	0	0	0	-	0
Young, C.	TU	TCBA	.147	40	102	11	15	4	0	0	19	3	25	8	1	0	1	.0	1
Bradley, B.	TU	TCBA	.143	42	49	9	7	2	1	0	11	3	8	3	6	5	1	83.3	0
Burns, B.	TU	TCBA	.132	39	68	8	9	1	0	0	10	4	14	5	0	0	0	-	3
Rowan, J.	TU	TCBA	.120	40	25	3	3	0	0	0	3	3	5	6	1	1	0	100.0	3
Gilbert, B.	TU	TCBA	.117	43	60	3	7	1	0	0	8	7	11	3	0	0	0	-	0
Brandom, C.	TU	TCBA	.000	40	3	0	0	0	0	0	0	0	0	0	0	0	0	-	0
Daly, G.	TU	TCBA	.000	9	4	0	0	0	0	0	0	0	0	0	0	0	0	-	1
Ragan, P.	TU	TCBA	.000	7	3	0	0	0	0	0	0	1	0	0	0	0	0	-	0
Turin Mountaineers			.260	1865	5237	719	1360	214	68	26	1788	637	626	401	225	168	57	74.7	86



29 Players	Tm	Lg	AVG	OBP	SLG	OPS	ISO	SECA	TA	RCON	RC	RC/G	PA	IBB	HBP	SH	SF
Beckendorf, H.	TU	TCBA	.625	.700	.625	1.325	.000	.250	2.333	2.2	3.9	34.8	10	0	0	0	0
Heitmuller, H.	TU	TCBA	.344	.416	.482	.898	.138	.299	.954	19.6	47.6	8.0	260	0	1	5	2
Hummel, J.	TU	TCBA	.306	.341	.406	.748	.100	.187	.712	13.0	78.6	5.2	593	3	1	19	11
Hyatt, H.	TU	TCBA	.295	.313	.513	.825	.218	.244	.750	2.5	12.1	5.8	80	1	0	0	0
Hofman, S.	TU	TCBA	.294	.344	.365	.709	.070	.176	.668	6.6	72.4	4.7	603	1	1	10	8
Lennox, E.	TU	TCBA	.279	.365	.382	.747	.103	.262	.737	13.3	62.2	5.2	485	1	1	11	7
Murray, R.	TU	TCBA	.273	.338	.357	.695	.084	.243	.718	8.6	74.7	4.6	627	1	4	5	5
Castleton, R.	TU	TCBA	.269	.441	.269	.710	.000	.308	.789	1.1	4.0	5.7	34	0	0	0	0
Donahue, P.	TU	TCBA	.267	.330	.324	.654	.057	.142	.561	-1.8	19.8	3.9	199	0	2	5	1
Lord, B.	TU	TCBA	.266	.289	.371	.660	.105	.150	.579	-5.9	29.7	3.4	310	0	1	8	4
McLean, L.	TU	TCBA	.260	.294	.355	.649	.095	.152	.553	-3.8	31.7	3.5	330	1	3	7	9
Abstein, B.	TU	TCBA	.259	.300	.338	.638	.079	.158	.570	-9.7	53.0	3.6	551	1	2	11	3
LaPorte, F.	TU	TCBA	.258	.275	.342	.618	.085	.102	.493	-10.3	27.0	3.2	307	0	2	2	2
Martel, D.	TU	TCBA	.255	.340	.319	.659	.064	.191	.583	-.2	5.2	3.9	53	1	0	0	0
Luderus, F.	TU	TCBA	.235	.308	.235	.543	.000	.118	.462	-1.5	2.9	2.9	39	1	0	0	1
Pio, P.	TU	TCBA	.235	.278	.299	.577	.065	.122	.450	-12.0	22.6	2.5	321	1	2	4	4
Karger, E.	TU	TCBA	.222	.222	.333	.556	.111	.111	.429	-.5	.7	2.6	9	0	0	0	0
Plank, E.	TU	TCBA	.208	.250	.277	.527	.069	.099	.424	-5.5	6.6	1.9	113	0	5	5	1
Wagner, H.	TU	TCBA	.203	.280	.257	.537	.054	.184	.494	-19.5	31.3	2.4	459	0	4	5	2
Johnson, W.	TU	TCBA	.174	.214	.228	.443	.054	.098	.342	-8.4	5.2	1.7	103	0	1	5	1
Clarke, J.	TU	TCBA	.167	.444	.167	.611	.000	.167	.800	.2	.8	4.3	9	0	2	0	0
Young, C.	TU	TCBA	.147	.214	.186	.401	.039	.108	.315	-11.1	4.7	1.3	118	0	1	6	1
Bradley, B.	TU	TCBA	.143	.192	.224	.417	.082	.224	.442	-4.2	2.5	1.6	53	0	0	1	0
Burns, B.	TU	TCBA	.132	.211	.147	.358	.015	.088	.274	-8.0	2.4	1.0	81	0	2	5	1
Rowan, J.	TU	TCBA	.120	.273	.120	.393	.000	.280	.400	-1.8	1.2	1.1	34	0	0	1	2
Gilbert, B.	TU	TCBA	.117	.232	.133	.365	.017	.067	.321	-6.7	2.8	1.3	74	0	6	5	0
Brandom, C.	TU	TCBA	.000	.000	.000	.000	.000	.000	.000	-.8	.0	.0	5	0	0	2	0
Daly, G.	TU	TCBA	.000	.000	.000	.000	.000	.000	.000	-1.0	-.0	-.0	4	0	0	0	0
Ragan, P.	TU	TCBA	.000	.000	.000	.000	.000	.000	.000	-.8	.0	.0	3	0	0	0	0
Turin Mountaineers			.260	.314	.341	.655	.082	.179	.597	-46.3	589.5	3.8	5867	12	41	122	65







M U L E S

© COLLINS & BIRD - BUFFALO, N.Y.

- 1-Ray Collins
- 2-George Moriarty
- 3-Morrie Rath
- 4-Fred Beck
- 5-Mike Simon
- 6-Dolly Stark
- 7-Duke Reilley
- 8-Bobby Messenger

Buffalo Mules Draft Picks

BUFFALO 1910 OPENING DAY STARTING LINEUP



- 1-Ty Cobb, RF
- 2-Sherry Magee, CF
- 3-George Moriarty, 3B
- 4-Amby McConnell, 2B
- 5-No-No Katon, 1B
- 6-George McBride, SS
- 7-Joe Delahanty, LF
- 8-Lou Criger, C
- 9-Chief Bender, P



13 Pitchers	Tm	Lg	W	L	PCT	SV	ERA	G	GS	CG	SHO	QS	IP	H	R	ER	HR	SO	BB
Katon, N.	BU	TCBA	1	0	1.000	0	.79	2	1	1	0	1	11.1	10	3	1	0	2	7
Bender, C.	BU	TCBA	23	10	.697	0	1.34	37	32	25	7	28	294.2	160	56	44	0	186	66
Raymond, B.	BU	TCBA	17	18	.486	0	2.81	42	39	24	6	25	308.0	255	123	96	6	143	111
Dorner, G.	BU	TCBA	1	2	.333	4	2.91	16	1	1	0	1	34.0	30	13	11	0	13	20
Brockett, L.	BU	TCBA	7	10	.412	0	3.18	24	21	10	2	10	175.1	156	77	62	1	78	82
Spade, B.	BU	TCBA	8	7	.533	0	3.30	17	14	8	2	7	111.2	103	52	41	0	25	37
Frock, S.	BU	TCBA	1	2	.333	1	3.43	19	0	0	0	0	42.0	42	20	16	0	16	8
Brown, B.	BU	TCBA	6	9	.400	0	3.99	17	15	8	2	7	115.0	116	58	51	0	32	53
Collins, R.	BU	TCBA	4	3	.571	0	4.54	14	10	5	1	4	77.1	95	48	39	5	49	21
Liebhardt, G.	BU	TCBA	1	6	.143	4	4.61	27	2	1	0	1	54.2	59	34	28	1	16	24
Marquard, R.	BU	TCBA	6	8	.429	0	4.77	23	16	6	1	6	122.2	147	79	65	1	113	48
Reilley, D.	BU	TCBA	0	1	.000	0	5.06	1	1	1	0	0	5.1	3	3	3	0	4	2
Coakley, A.	BU	TCBA	0	3	.000	0	5.59	6	2	0	0	0	19.1	37	18	12	0	12	13
Buffalo Mules			75	79	.487	9	3.08	245	154	90	21	90	1371.1	1213	584	469	14	689	492

13 Pitchers	Tm	Lg	SUP/9	R/9	ERA	BF/9	BR/9	H/9	BB/9	SO/9	HR/9	ERPT	OBA	BF	BR	IBB	HB	WP	BK
Katon, N.	BU	TCBA	4.8	2.38	.79	39.7	13.5	7.9	5.6	1.6	.00	2.7	.233	50	17	0	0	0	0
Bender, C.	BU	TCBA	3.7	1.71	1.34	33.8	7.2	4.9	2.0	5.7	.00	51.9	.159	1105	235	0	9	3	0
Raymond, B.	BU	TCBA	3.0	3.59	2.81	37.7	10.9	7.5	3.2	4.2	.18	4.3	.223	1290	374	0	8	11	0
Dorner, G.	BU	TCBA	.3	3.44	2.91	39.7	14.0	7.9	5.3	3.4	.00	.1	.246	150	53	0	3	0	0
Brockett, L.	BU	TCBA	3.6	3.95	3.18	38.8	12.6	8.0	4.2	4.0	.05	-4.9	.242	756	245	0	7	4	0
Spade, B.	BU	TCBA	4.1	4.19	3.30	38.4	11.8	8.3	3.0	2.0	.00	-4.7	.248	476	146	0	6	5	0
Frock, S.	BU	TCBA	.0	4.29	3.43	38.1	11.1	9.0	1.7	3.4	.00	-2.3	.261	178	52	0	2	0	0
Brown, B.	BU	TCBA	3.1	4.54	3.99	39.4	13.8	9.1	4.1	2.5	.00	-13.6	.270	503	176	0	7	6	0
Collins, R.	BU	TCBA	4.2	5.59	4.54	39.9	13.5	11.1	2.4	5.7	.58	-13.8	.299	343	116	0	0	6	0
Liebhardt, G.	BU	TCBA	.2	5.60	4.61	41.2	13.8	9.7	3.6	2.6	.16	-10.2	.272	250	84	2	3	1	0
Marquard, R.	BU	TCBA	4.5	5.80	4.77	41.5	14.7	10.8	3.5	8.3	.07	-25.1	.295	566	201	0	6	1	0
Reilley, D.	BU	TCBA	3.4	5.06	5.06	35.4	8.4	5.1	3.4	6.8	.00	-1.3	.167	21	5	0	0	0	2
Coakley, A.	BU	TCBA	.5	8.38	5.59	48.9	23.7	17.2	6.1	5.6	.00	-5.7	.416	105	51	0	1	0	0
Buffalo Mules			3.2	3.83	3.08	38.0	11.5	8.0	3.2	4.5	.09	-22.6	.238	5793	1755	2	52	37	2



26 Players	Tm	Lg	AVG	G	AB	R	H	2B	3B	HR	TB	RBI	SO	BB	ASB	SB	CS	SBP	GDP
Cobb, T.	BU	TCBA	.383	148	598	122	229	48	11	8	323	80	62	59	66	45	21	68.2	6
Spade, B.	BU	TCBA	.333	17	39	12	13	3	0	0	16	6	5	5	0	0	0	-	0
Brockett, L.	BU	TCBA	.313	24	64	6	20	0	0	0	20	1	5	1	1	1	0	100.0	0
Frock, S.	BU	TCBA	.308	19	13	5	4	0	0	0	4	0	1	0	0	0	0	-	0
Moriarty, G.	BU	TCBA	.300	121	483	59	145	16	3	0	167	60	45	27	65	55	10	84.6	6
McConnell, A.	BU	TCBA	.268	142	542	57	145	14	9	0	177	59	89	53	44	32	12	72.7	7
Rath, M.	BU	TCBA	.261	22	23	2	6	1	0	0	7	2	2	2	0	0	0	-	0
Magee, S.	BU	TCBA	.251	138	505	72	127	40	15	0	197	72	37	56	43	32	11	74.4	4
Beck, F.	BU	TCBA	.224	65	152	10	34	2	3	2	48	23	22	11	4	2	2	50.0	3
Marquard, R.	BU	TCBA	.214	24	42	7	9	1	0	0	10	6	4	4	0	0	0	-	2
Delahanty, J.	BU	TCBA	.213	119	413	30	88	15	0	1	106	29	53	47	8	7	1	87.5	4
McBride, G.	BU	TCBA	.209	146	540	42	113	15	0	0	128	40	68	36	15	8	7	53.3	11
Merkle, F.	BU	TCBA	.205	146	561	41	115	21	2	0	140	67	84	31	20	16	4	80.0	11
Katon, N.	BU	TCBA	.201	67	199	13	40	5	2	3	58	20	32	8	0	0	0	-	8
Criger, L.	BU	TCBA	.185	150	496	38	92	2	2	0	98	22	73	53	3	1	2	33.3	15
Stark, D.	BU	TCBA	.185	14	27	2	5	0	0	0	5	1	2	5	3	3	0	100.0	0
Simon, M.	BU	TCBA	.176	6	17	1	3	0	0	0	3	0	3	0	0	0	0	-	0
Reilley, D.	BU	TCBA	.161	30	62	12	10	0	0	0	10	1	8	4	5	5	0	100.0	0
Bender, C.	BU	TCBA	.126	37	103	13	13	2	0	0	15	5	15	9	1	1	0	100.0	4
Raymond, B.	BU	TCBA	.117	42	103	9	12	1	1	0	15	4	24	9	0	0	0	-	3
Messenger, B.	BU	TCBA	.112	35	116	10	13	0	0	0	13	2	29	15	9	6	3	66.7	0
Collins, R.	BU	TCBA	.100	14	30	3	3	1	0	0	4	2	4	0	0	0	0	-	1
Dorner, G.	BU	TCBA	.100	16	10	0	1	0	0	0	1	0	1	0	0	0	0	-	0
Liebhardt, G.	BU	TCBA	.100	27	10	0	1	0	0	0	1	0	3	0	0	0	0	-	0
Brown, B.	BU	TCBA	.077	17	39	1	3	0	0	0	3	1	5	3	0	0	0	-	3
Coakley, A.	BU	TCBA	.000	6	6	0	0	0	0	0	0	0	4	0	0	0	0	-	0
Buffalo Mules			.240	1592	5193	567	1244	187	48	14	1569	503	680	438	287	214	73	74.6	88

Buffalo Mules			.240	.302	.302	.604	.063	.174	.551	-132.3	503.6	3.2	5807	17	43	85	46
26 Players	Tm	Lg	AVG	OBP	SLG	OPS	ISO	SECA	TA	RCON	RC	RC/G	PA	IBB	HBP	SH	SF
Cobb, T.	BU	TCBA	.383	.437	.540	.978	.157	.296	1.083	64.1	143.2	9.5	671	12	2	8	4
Spade, B.	BU	TCBA	.333	.409	.410	.819	.077	.205	.808	2.1	7.1	7.1	45	0	0	1	0
Brockett, L.	BU	TCBA	.313	.353	.313	.665	.000	.031	.568	-2	7.7	4.6	69	0	3	1	0
Frock, S.	BU	TCBA	.308	.308	.308	.615	.000	.000	.444	-4	1.2	3.7	13	0	0	0	0
Moriarty, G.	BU	TCBA	.300	.335	.346	.680	.046	.195	.706	9.1	62.6	4.6	521	1	1	4	6
McConnell, A.	BU	TCBA	.268	.333	.327	.659	.059	.194	.637	-1.9	64.0	4.0	612	1	3	8	6
Rath, M.	BU	TCBA	.261	.370	.304	.675	.043	.130	.647	.2	3.0	4.7	27	0	2	0	0
Magee, S.	BU	TCBA	.251	.344	.390	.734	.139	.291	.768	13.0	74.8	5.0	589	1	17	7	4
Beck, F.	BU	TCBA	.224	.280	.316	.596	.092	.164	.512	-5.9	13.7	2.8	173	0	2	5	3
Marquard, R.	BU	TCBA	.214	.298	.238	.536	.024	.119	.429	-2.1	3.0	2.2	48	0	1	1	0
Delahanty, J.	BU	TCBA	.213	.300	.257	.556	.044	.172	.500	-16.1	36.0	2.9	470	1	5	3	2
McBride, G.	BU	TCBA	.209	.261	.237	.498	.028	.096	.393	-38.6	34.3	2.0	602	1	3	19	4
Merkle, F.	BU	TCBA	.205	.243	.250	.492	.045	.121	.406	-37.7	35.4	2.0	606	0	0	5	9
Katon, N.	BU	TCBA	.201	.231	.291	.523	.090	.131	.401	-12.7	12.2	1.9	214	0	1	2	4
Criger, L.	BU	TCBA	.185	.267	.198	.464	.012	.117	.368	-39.3	27.7	1.7	565	0	3	9	3
Stark, D.	BU	TCBA	.185	.313	.185	.498	.000	.296	.591	-7	2.5	3.0	32	0	0	0	0
Simon, M.	BU	TCBA	.176	.176	.176	.353	.000	.000	.214	-2.1	.5	1.0	17	0	0	0	0
Reilley, D.	BU	TCBA	.161	.212	.161	.373	.000	.145	.365	-5.6	3.1	1.5	69	0	0	3	0
Bender, C.	BU	TCBA	.126	.196	.146	.342	.019	.117	.266	-12.6	3.0	.8	115	0	0	2	0
Raymond, B.	BU	TCBA	.117	.188	.146	.333	.029	.117	.255	-13.4	3.1	.8	117	0	0	5	0
Messenger, B.	BU	TCBA	.112	.212	.112	.324	.000	.155	.321	-14.8	3.9	1.0	132	0	0	0	1
Collins, R.	BU	TCBA	.100	.100	.133	.233	.033	.033	.143	-5.0	.3	.3	32	0	0	2	0
Dorner, G.	BU	TCBA	.100	.100	.100	.200	.000	.000	.111	-1.8	.1	.3	10	0	0	0	0
Liebhardt, G.	BU	TCBA	.100	.100	.100	.200	.000	.000	.111	-1.8	.1	.3	10	0	0	0	0
Brown, B.	BU	TCBA	.077	.143	.077	.220	.000	.077	.154	-6.6	.3	.2	42	0	0	0	0
Coakley, A.	BU	TCBA	.000	.000	.000	.000	.000	.000	.000	-1.5	.0	.0	6	0	0	0	0
Buffalo Mules			.240	.302	.302	.604	.063	.174	.551	-132.3	503.6	3.2	5807	17	43	85	46

WRETFORD

PROGRESS

PROGRESS





HIGHLANDERS



Hereford Highlanders Draft Picks

**1-Art Fletcher 2-Clyde Engle 3-Bill Rariden
4-Fred Anderson 5-Kirby White 6-Kaiser
Wilhelm 7-Gus Getz 8-Champ Osteen**



1-Birdie Cree, RF
2-Clyde Engle, CF
3-Johnny Evers, 2B
4-Red Kleinow, C
5-Hans Lobert, 3B
6-Jiggs Donahue, 1B
7-Ed Hahn, LF
8-Art Fletcher, SS
9-Earl Moore, P

Starting Lineup
Opening Day 1910
Hereford
Highlanders



April 19, 1909

Player Manager Doc Lyon goes 4-for-5 with a 2B, HR and 3 RBI in a 9-2 win over Mexicali.



12 Pitchers	Tm	Lg	W	L	PCT	SV	ERA	G	GS	CG	SHO	QS	IP	H	R	ER	HR	SO	BB
Waller, R.	HH	TCBA	0	0	-	0	.00	1	0	0	0	0	1.0	0	0	0	0	1	1
Moore, E.	HH	TCBA	13	19	.406	2	2.06	39	32	23	3	19	288.1	218	103	66	3	182	85
Ames, R.	HH	TCBA	10	16	.385	1	2.93	32	28	20	2	14	242.2	202	109	79	2	205	89
Hall, S.	HH	TCBA	3	5	.375	2	3.10	19	4	3	0	3	49.1	50	18	17	2	21	16
Graham, B.	HH	TCBA	4	16	.200	0	3.28	22	21	9	1	7	178.1	196	95	65	2	88	56
Griffith, C.	HH	TCBA	3	2	.600	0	3.72	8	4	3	0	1	46.0	55	26	19	0	25	15
Anderson, F.	HH	TCBA	0	1	.000	0	4.15	1	1	0	0	0	8.2	9	5	4	0	6	2
White, K.	HH	TCBA	4	12	.250	0	4.40	22	18	7	1	6	141.0	158	100	69	9	89	61
Van Dyke, B.	HH	TCBA	0	0	-	0	4.54	23	0	0	0	0	41.2	46	27	21	0	37	12
Wilhelm, K.	HH	TCBA	6	13	.316	0	4.70	27	19	11	1	6	168.2	218	108	88	3	62	61
Lush, J.	HH	TCBA	7	19	.269	0	5.24	32	27	16	1	8	202.2	284	153	118	3	85	70
Osteen, C.	HH	TCBA	0	1	.000	0	13.50	2	0	0	0	0	2.0	8	6	3	0	1	2
Hereford Highlanders			50	104	.325	5	3.61	228	154	92	9	64	1370.1	1444	750	549	24	802	470
12 Pitchers	Tm	Lg	SUP/9	R/9	ERA	BF/9	BR/9	H/9	BB/9	SO/9	HR/9	ERPT	OBA	BF	BR	IBB	HB	WP	BK
Waller, R.	HH	TCBA	.0	.00	.00	36.0	9.0	.0	9.0	9.0	.00	.3	.000	4	1	0	0	0	0
Moore, E.	HH	TCBA	2.9	3.22	2.06	36.6	9.7	6.8	2.6	5.7	.09	27.9	.208	1174	310	3	10	3	0
Ames, R.	HH	TCBA	2.5	4.04	2.93	38.6	11.3	7.5	3.3	7.6	.07	-.0	.222	1042	304	0	13	13	0
Hall, S.	HH	TCBA	1.5	3.28	3.10	37.4	12.6	9.1	2.9	3.8	.36	-.9	.279	205	69	0	3	0	0
Graham, B.	HH	TCBA	2.3	4.79	3.28	40.0	12.7	9.9	2.6	4.4	.10	-7.0	.276	792	251	5	4	4	0
Griffith, C.	HH	TCBA	2.3	5.09	3.72	41.9	13.7	10.8	2.9	4.9	.00	-4.0	.291	214	70	0	0	0	0
Anderson, F.	HH	TCBA	3.1	5.19	4.15	40.5	10.4	9.3	1.0	6.2	.00	-1.2	.250	39	10	1	0	0	0
White, K.	HH	TCBA	2.4	6.38	4.40	41.2	14.4	10.1	3.9	5.7	.57	-23.1	.282	646	226	0	7	2	1
Van Dyke, B.	HH	TCBA	.0	5.83	4.54	39.5	12.5	9.9	2.6	8.0	.00	-7.4	.274	183	58	0	0	0	0
Wilhelm, K.	HH	TCBA	3.3	5.76	4.70	41.5	15.3	11.6	3.3	3.3	.16	-33.1	.316	777	287	0	8	2	0
Lush, J.	HH	TCBA	3.6	6.79	5.24	43.4	15.9	12.6	3.0	3.8	.13	-52.0	.324	978	359	3	8	10	0
Osteen, C.	HH	TCBA	.0	27.00	13.50	76.5	49.5	36.0	9.0	4.5	.00	-2.3	.571	17	11	0	1	0	0
Hereford Highlanders			2.7	4.93	3.61	39.9	12.8	9.5	3.0	5.3	.16	-103.0	.268	6071	1956	12	54	34	1



29 Players	Tm	Lg	AVG	G	AB	R	H	2B	3B	HR	TB	RBI	SO	BB	ASB	SB	CS	SBP	GDP
Griffith, C.	HH	TCBA	.400	8	15	1	6	0	0	0	6	0	2	0	0	0	0	-	0
Wilhelm, K.	HH	TCBA	.281	27	57	5	16	2	3	0	24	7	7	1	0	0	0	-	0
Lush, J.	HH	TCBA	.267	41	86	9	23	6	0	0	29	8	13	1	1	1	0	100.0	4
Evers, J.	HH	TCBA	.253	110	403	50	102	21	7	0	137	46	47	63	21	18	3	85.7	5
Moran, P.	HH	TCBA	.250	25	92	7	23	5	0	1	31	8	8	7	0	0	0	-	2
Anderson, F.	HH	TCBA	.250	1	4	1	1	0	0	0	1	0	0	0	0	0	0	-	0
Lumley, H.	HH	TCBA	.246	47	138	8	34	5	1	0	41	9	10	4	1	1	0	100.0	2
Engle, C.	HH	TCBA	.237	118	455	56	108	21	5	3	148	40	40	58	17	12	5	70.6	7
Phelps, E.	HH	TCBA	.226	76	217	20	49	15	1	0	66	21	28	24	2	1	1	50.0	3
Lyon, D.	HH	TCBA	.224	131	495	35	111	24	3	1	144	60	118	24	0	0	0	-	16
Lobert, H.	HH	TCBA	.223	139	489	63	109	16	9	1	146	39	69	58	53	42	11	79.2	4
Paskert, D.	HH	TCBA	.222	103	333	40	74	7	4	0	89	23	38	34	16	11	5	68.8	5
Getz, G.	HH	TCBA	.211	19	57	4	12	2	0	0	14	9	6	1	0	0	0	-	3
Cree, B.	HH	TCBA	.208	101	317	40	66	3	0	3	78	28	43	22	8	7	1	87.5	6
Osteen, C.	HH	TCBA	.200	100	300	35	60	6	0	0	66	9	37	49	2	1	1	50.0	7
Fletcher, A.	HH	TCBA	.185	94	330	16	61	1	5	0	72	27	58	6	0	0	0	-	6
Kleinow, R.	HH	TCBA	.180	51	178	21	32	9	2	0	45	21	34	22	4	4	0	100.0	2
Donahue, J.	HH	TCBA	.174	45	149	4	26	2	0	0	28	17	16	12	9	4	5	44.4	5
Hahn, E.	HH	TCBA	.161	152	534	44	86	10	0	1	99	41	84	65	15	11	4	73.3	11
Rariden, B.	HH	TCBA	.150	30	100	3	15	3	0	0	18	1	20	2	1	0	1	.0	5
Moore, E.	HH	TCBA	.135	39	96	7	13	2	0	0	15	6	21	13	3	3	0	100.0	4
White, K.	HH	TCBA	.114	22	44	3	5	0	1	0	7	3	5	0	0	0	0	-	1
Strunk, A.	HH	TCBA	.109	25	64	4	7	0	0	0	7	3	11	4	8	5	3	62.5	1
Graham, B.	HH	TCBA	.102	22	59	2	6	0	0	0	6	2	10	4	0	0	0	-	0
Siner, H.	HH	TCBA	.100	11	30	0	3	0	0	0	3	1	4	3	0	0	0	-	2
Ames, R.	HH	TCBA	.050	32	80	5	4	0	0	0	4	5	10	6	0	0	0	-	3
Hall, S.	HH	TCBA	.000	19	11	1	0	0	0	0	0	1	0	0	0	0	0	-	0
Van Dyke, B.	HH	TCBA	.000	23	11	1	0	0	0	0	0	0	1	0	0	0	0	-	2
Waller, R.	HH	TCBA	-	1	0	0	0	0	0	0	0	0	0	0	0	0	0	-	0
Hereford Highlanders			.205	1612	5144	485	1052	160	41	10	1324	435	740	483	161	121	40	75.2	106



29 Players	Tm	Lg	AVG	OBP	SLG	OPS	ISO	SECA	TA	RCON	RC	RC/G	PA	IBB	HBP	SH	SF
Griffith, C.	HH	TCBA	.400	.400	.400	.800	.000	.000	.667	.5	2.4	7.2	15	0	0	0	0
Wilhelm, K.	HH	TCBA	.281	.293	.421	.714	.140	.158	.610	-.2	7.1	4.6	59	0	0	1	0
Lush, J.	HH	TCBA	.267	.300	.337	.637	.070	.093	.507	-1.5	7.8	3.1	90	0	3	0	0
Evers, J.	HH	TCBA	.253	.354	.340	.694	.087	.280	.712	7.8	56.0	4.7	480	2	2	8	4
Moran, P.	HH	TCBA	.250	.303	.337	.640	.087	.163	.535	-1.7	9.4	3.5	101	0	0	2	0
Anderson, F.	HH	TCBA	.250	.250	.250	.500	.000	.000	.333	-.3	.3	2.3	4	0	0	0	0
Lumley, H.	HH	TCBA	.246	.273	.297	.570	.051	.087	.443	-6.2	11.4	2.8	149	0	1	6	0
Engle, C.	HH	TCBA	.237	.325	.325	.650	.088	.231	.610	-4.2	51.5	3.8	520	0	1	6	0
Phelps, E.	HH	TCBA	.226	.312	.304	.616	.078	.189	.552	-4.9	22.5	3.4	253	0	4	6	2
Lyon, D.	HH	TCBA	.224	.259	.291	.549	.067	.115	.422	-25.9	35.0	2.3	527	1	1	0	6
Lobert, H.	HH	TCBA	.223	.328	.299	.627	.076	.258	.673	-1.7	57.6	3.8	578	1	20	8	3
Paskert, D.	HH	TCBA	.222	.294	.267	.562	.045	.165	.498	-14.6	27.8	2.7	372	2	0	5	0
Getz, G.	HH	TCBA	.211	.224	.246	.470	.035	.053	.313	-4.7	2.5	1.4	58	0	0	0	0
Cree, B.	HH	TCBA	.208	.274	.246	.520	.038	.126	.442	-17.5	23.1	2.4	352	0	7	5	1
Osteen, C.	HH	TCBA	.200	.311	.220	.531	.020	.183	.468	-14.5	24.1	2.5	364	1	0	14	1
Fletcher, A.	HH	TCBA	.185	.209	.218	.427	.033	.052	.302	-32.4	14.6	1.4	344	1	5	0	3
Kleinow, R.	HH	TCBA	.180	.273	.253	.526	.073	.219	.493	-8.5	14.6	2.6	208	1	2	3	3
Donahue, J.	HH	TCBA	.174	.245	.188	.433	.013	.087	.346	-15.3	6.4	1.3	168	2	2	5	0
Hahn, E.	HH	TCBA	.161	.255	.185	.441	.024	.159	.387	-44.4	28.8	1.7	608	0	4	1	4
Rariden, B.	HH	TCBA	.150	.165	.180	.345	.030	.040	.220	-13.3	2.1	.6	105	0	0	2	1
Moore, E.	HH	TCBA	.135	.239	.156	.395	.021	.188	.356	-8.9	4.2	1.3	112	0	0	3	0
White, K.	HH	TCBA	.114	.152	.159	.311	.045	.045	.225	-6.2	1.1	.7	48	0	2	2	0
Strunk, A.	HH	TCBA	.109	.171	.109	.281	.000	.094	.279	-9.7	1.3	.6	70	0	1	0	1
Graham, B.	HH	TCBA	.102	.159	.102	.260	.000	.068	.189	-9.2	1.2	.6	65	0	0	2	0
Siner, H.	HH	TCBA	.100	.182	.100	.282	.000	.100	.207	-4.4	.5	.4	33	0	0	0	0
Ames, R.	HH	TCBA	.050	.126	.050	.176	.000	.075	.139	-14.8	.6	.2	88	0	1	1	0
Hall, S.	HH	TCBA	.000	.000	.000	.000	.000	.000	.000	-2.8	.0	.0	13	0	0	2	0
Van Dyke, B.	HH	TCBA	.000	.000	.000	.000	.000	.000	.000	-2.8	-.0	-.0	11	0	0	0	0
Waller, R.	HH	TCBA	-	-	-	-	-	-	-	.0	-	-	0	0	0	0	0
Hereford Highlanders			.205	.279	.257	.536	.053	.163	.468	-262.1	394.5	2.4	5795	11	56	82	29

FINISH LINE ***LINE***®

	W	L	PCT	GB	Mg #	STRK	Last 10	Home	Away	1 Run	X-Inn
TCBA Origins 1909 MLB											
Don Mahley Division											
South Starrucca Ainspans	92	61	.601	-	X	L 1	6- 4	45-31	47-30	22-14	8- 4
Hyde Park Vitamen	87	67	.565	5.5	-	W 1	6- 4	39-38	48-29	17-22	5-11
Cleveland Spiders	83	71	.539	9.5	-	W 1	6- 4	43-34	40-37	24-23	7- 9
Long Island Islanders	31	123	.201	61.5	-	L 1	2- 8	14-63	17-60	12-25	3-11
Stu McCorkindale Division											
Bradenton Buckeyes	97	57	.630	-	X	W 2	5- 5	48-29	49-28	37-17	9- 4
Cleveland Naps	84	70	.545	13.0	-	L 2	4- 6	44-33	40-37	25-25	10-11
Bergen Barflies	65	89	.422	32.0	-	W 1	5- 5	28-49	37-40	17-31	8-11
Mexicali Mallards	63	91	.409	34.0	-	L 1	6- 4	31-46	32-45	26-28	7-15
Bill Kirwin Division											
Pittsburgh Rebels	93	61	.604	-	X	L 1	4- 6	48-29	45-32	29-26	11-10
Mimosa Mirthmakers	81	73	.526	12.0	-	L 3	4- 6	42-35	39-38	23-23	9- 3
Waukesha Freeman	75	79	.487	18.0	-	W 3	9- 1	36-41	39-38	23-28	9- 7
Grand Rapids Wolverines	72	82	.468	21.0	-	W 1	3- 7	35-42	37-40	25-27	4- 5
Richard Seitz Division											
London Tecumsehs	99	55	.643	-	X	W 2	6- 4	50-27	49-28	26-15	12- 4
Turin Mountaineers	84	69	.549	14.5	-	L 2	7- 3	47-30	37-39	16-19	8- 4
Buffalo Mules	75	79	.487	24.0	-	L 2	4- 6	34-43	41-36	18-15	7- 5
Hereford Highlanders	50	104	.325	49.0	-	W 2	3- 7	23-54	27-50	22-24	6- 9

FINAL STANDINGS – 1910 TCBA ORIGINS

16 Teams	AVG	OBP	SLG	G	AB	H	2B	3B	HR	R	R/G	SO	BB	LOB	SB	CS	SBP
Turin Mountaineers	.260	.314	.341	153	5237	1360	214	68	26	719	4.7	626	401	1066	168	57	74.7
Hyde Park Vitamen	.255	.310	.307	154	5353	1366	160	49	7	678	4.4	569	393	1149	208	69	75.1
South Starrucca Ainspans	.253	.318	.330	153	5287	1336	210	59	27	748	4.9	560	451	1184	95	27	77.9
Mimosa Mirthmakers	.252	.310	.317	154	5239	1322	172	57	18	616	4.0	606	407	1117	115	44	72.3
Bradenton Buckeyes	.246	.310	.309	154	5185	1273	196	51	11	633	4.1	630	457	1117	216	56	79.4
Pittsburgh Rebels	.246	.301	.321	154	5226	1283	198	60	25	684	4.4	599	391	1034	224	77	74.4
Cleveland Spiders	.243	.314	.297	154	5166	1255	178	46	3	618	4.0	642	512	1174	181	68	72.7
Grand Rapids Wolverines	.240	.309	.303	154	5205	1251	203	52	7	628	4.1	587	482	1161	132	41	76.3
Buffalo Mules	.240	.302	.302	154	5193	1244	187	48	14	567	3.7	680	438	1121	214	73	74.6
Cleveland Naps	.239	.322	.313	154	5203	1246	200	71	13	687	4.5	661	582	1166	243	82	74.8
London Tecumsehs	.237	.301	.293	154	5236	1242	165	53	7	648	4.2	631	444	1099	167	61	73.2
Waukesha Freeman	.230	.302	.300	154	5183	1194	186	73	9	635	4.1	667	495	1087	246	94	72.4
Bergen Barflies	.224	.293	.286	154	5218	1169	176	52	14	578	3.8	733	484	1088	177	61	74.4
Mexicali Mallards	.210	.276	.268	154	5099	1070	185	46	6	490	3.2	721	421	1074	167	61	73.2
Hereford Highlanders	.205	.279	.257	154	5144	1052	160	41	10	485	3.1	740	483	1117	121	40	75.2
Long Island Islanders	.200	.263	.250	154	5079	1016	150	36	10	416	2.7	732	421	1025	76	46	62.3
TCBA Origins 1909 MLB	.236	.302	.300	1231	83253	19679	2940	862	207	9830	8.0	10384	7262	17779	2750	957	74.2

Turin led the leagues in hitting, slugging and doubles, but South Starrucca led in scoring and home runs while being the toughest team to strike out. Waukesha led in triples and stolen bases. The Cleveland Naps led in OBP with a league best 582 walks.



16 Teams	ERA	G	CG	SHO	QS	SV	IP	H	R	ER	HR	SO	BB	HB	WP	BK	OBA
London Tecumsehs	2.36	154	87	20	109	7	1397.2	1080	444	367	6	781	440	53	31	1	.215
Bergen Barflies	2.44	154	81	19	78	9	1388.2	1089	592	377	9	650	359	51	11	1	.212
Cleveland Spiders	2.52	154	120	17	95	4	1389.2	1171	538	389	11	490	418	47	18	1	.226
Bradenton Buckeyes	2.57	154	65	19	106	31	1392.2	1064	540	398	7	700	487	47	18	0	.209
Mimosa Mirthmakers	2.62	154	65	18	94	13	1369.2	1178	570	398	10	571	467	54	16	2	.231
Pittsburgh Rebels	2.65	154	102	22	97	10	1395.1	1173	516	411	12	724	405	52	22	0	.225
South Starrucca Ainspans	2.71	153	55	10	77	29	1374.1	1188	587	414	15	613	506	54	24	2	.231
Hyde Park Vitamen	2.72	154	64	14	98	13	1389.1	1185	574	420	18	646	457	46	18	5	.228
Turin Mountaineers	2.82	153	73	16	88	12	1367.0	1079	581	429	9	551	455	53	25	1	.212
Waukesha Freeman	2.98	154	78	13	89	9	1389.0	1347	623	460	16	477	393	46	18	1	.253
Mexicali Mallards	3.05	154	66	12	78	11	1386.1	1309	700	470	10	746	510	59	24	1	.246
Buffalo Mules	3.08	154	90	21	90	9	1371.1	1213	584	469	14	689	492	52	37	2	.238
Cleveland Naps	3.10	154	86	12	89	10	1386.1	1274	623	478	23	708	406	49	25	0	.244
Grand Rapids Wolverines	3.17	154	74	18	75	6	1364.2	1256	674	480	12	641	462	51	40	1	.240
Hereford Highlanders	3.61	154	92	9	64	5	1370.1	1444	750	549	24	802	470	54	34	1	.268
Long Island Islanders	4.52	154	59	3	49	7	1357.0	1629	934	681	11	595	535	58	37	2	.294
TCBA Origins 1909 MLB	2.93	1231	1257	243	1376	185	22089.1	19679	9830	7190	207	10384	7262	826	398	21	.236

London led the league in ERA, allowing only 6 home runs while pitching the most innings. Bradenton had the most saves (31) and Pittsburgh the most shutouts (22). Hyde Park committed the most balks (5) while Grand Rapids had the most wild pitches (40). Bradenton had the lowest OBA (.209) and Bergen issued the fewest walks. Hereford led the league with 802 strikeouts and Mexicali hit the most batters (59).



16 Teams	FLD	G	PO	A	E	DP	TP	PB	OSB	OCS	OSBP	OSBA	DER	UER	UERP
London Tecumsehs	.975	154	4193	1880	153	134	0	11	107	57	65.2	.689	.730	77	17.3
Buffalo Mules	.973	154	4114	1915	169	125	0	14	133	45	74.7	.873	.709	115	19.7
Pittsburgh Rebels	.970	154	4186	1849	185	101	0	15	111	41	73.0	.716	.718	105	20.3
Bradenton Buckeyes	.965	154	4178	1864	218	98	0	21	80	46	63.5	.517	.732	142	26.3
Cleveland Spiders	.965	154	4169	1996	225	114	0	11	158	54	74.5	1.023	.725	149	27.7
Waukesha Freeman	.965	154	4167	2033	228	118	0	9	200	74	73.0	1.296	.698	163	26.2
Cleveland Naps	.964	154	4159	1923	226	118	0	11	184	67	73.3	1.195	.696	145	23.3
Mimosa Mirthmakers	.964	154	4109	1911	225	120	0	28	180	72	71.4	1.183	.715	172	30.2
Hyde Park Vitamen	.964	154	4168	1909	229	103	0	20	162	55	74.7	1.049	.715	154	26.8
South Starrucca Ainspans	.962	153	4123	1948	241	120	0	24	132	55	70.6	.864	.711	173	29.5
Turin Mountaineers	.958	153	4101	1979	266	86	0	14	140	56	71.4	.922	.729	152	26.2
Grand Rapids Wolverines	.957	154	4094	1844	269	103	0	19	225	60	78.9	1.484	.694	194	28.8
Hereford Highlanders	.956	154	4111	1785	269	124	0	28	214	85	71.6	1.405	.656	201	26.8
Mexicali Mallards	.954	154	4159	1884	291	107	0	11	214	64	77.0	1.389	.681	230	32.9
Long Island Islanders	.953	154	4071	1971	299	134	0	18	237	63	79.0	1.572	.640	253	27.1
Bergen Barflies	.950	154	4166	1854	318	95	0	24	273	63	81.3	1.769	.718	215	36.3
TCBA Origins 1909 MLB	.962	1231	66268	30545	3811	1800	0	278	2750	957	74.2	1.120	.704	2640	26.9

London led in fielding, allowed the fewest unearned runs, and tied Long Island in Double Plays. Waukesha had the fewest passed balls and the most assists. Bradenton allowed the least stolen bases (80) and Bergen the most (273). Hereford threw out the most base stealers (85) but Bradenton threw out 36.5% of opposing thieves.

	SO	HP	CS	LI	BR	CL	BE	ME	PR	MI	WA	GW	LT	TU	BU	HH
TCBA Origins 1909 MLB																
Don Mahley Division																
South Starrucca Ainspans		9-9	9-9	14-4	3-5	5-3	5-3	5-3	5-4	7-2	6-3	6-3	5-3	2-5	5-3	6-2
Hyde Park Vitamen	9-9		7-11	16-2	5-3	4-4	6-2	7-1	2-7	6-3	5-4	5-4	3-5	4-4	3-5	5-3
Cleveland Spiders	9-9	11-7		13-5	2-6	3-5	5-3	6-2	5-4	6-3	3-6	5-4	1-7	4-4	5-3	5-3
Long Island Islanders	4-14	2-16	5-13		2-6	1-7	3-5	4-4	2-7	1-8	1-8	1-8	1-7	0-8	3-5	1-7
Stu McCorkindale Division																
Bradenton Buckeyes	5-3	3-5	6-2	6-2		12-6	13-5	7-11	5-3	5-3	4-4	5-3	6-3	8-1	7-2	5-4
Cleveland Naps	3-5	4-4	5-3	7-1	6-12		11-7	12-6	4-4	2-6	5-3	4-4	3-6	5-4	6-3	7-2
Bergen Barflies	3-5	2-6	3-5	5-3	5-13	7-11		10-8	2-6	3-5	4-4	3-5	1-8	4-5	5-4	8-1
Mexicali Mallards	3-5	1-7	2-6	4-4	11-7	6-12	8-10		3-5	2-6	4-4	4-4	5-4	1-8	6-3	3-6
Bill Kirwin Division																
Pittsburgh Rebels	4-5	7-2	4-5	7-2	3-5	4-4	6-2	5-3		9-9	8-10	12-6	3-5	5-3	8-0	8-0
Mimosa Mirthmakers	2-7	3-6	3-6	8-1	3-5	6-2	5-3	6-2	9-9		8-10	8-10	4-4	5-3	4-4	7-1
Waukesha Freeman	3-6	4-5	6-3	8-1	4-4	3-5	4-4	4-4	10-8	10-8		10-8	0-8	3-5	1-7	5-3
Grand Rapids Wolverines	3-6	4-5	4-5	8-1	3-5	4-4	5-3	4-4	6-12	10-8	8-10		4-4	2-6	3-5	4-4
Richard Seitz Division																
London Tecumsehs	3-5	5-3	7-1	7-1	3-6	6-3	8-1	4-5	5-3	4-4	8-0	4-4		10-8	9-9	16-2
Turin Mountaineers	5-2	4-4	4-4	8-0	1-8	4-5	5-4	8-1	3-5	3-5	5-3	6-2	8-10		8-10	12-6
Buffalo Mules	3-5	5-3	3-5	5-3	2-7	3-6	4-5	3-6	0-8	4-4	7-1	5-3	9-9	10-8		12-6
Hereford Highlanders	2-6	3-5	3-5	7-1	4-5	2-7	1-8	6-3	0-8	1-7	3-5	4-4	2-16	6-12	6-12	

We had four sweeps this year. Pittsburgh swept both Buffalo and Hereford while London swept Waukesha and Turin swept Long Island. Hyde Park (vs Long Island) and London (vs Hereford) each registered 16 wins against their division rivals

Batting	AVG	OBP	SLG	G	AB	H	2B	3B	HR	R	R/G	SO	BB	LOB	SB	CS	SBP	RRpW
TCBA Origins 1909 MLB	.236	.302	.300	1231	83253	19679	2940	862	207	9830	8.0	10384	7262	17779	2750	957	74.2	9.43
Pitching	ERA	G	CG	SHO	QS	SV	IP	H	R	ER	HR	SO	BB	HB	WP	BK	OBA	
TCBA Origins 1909 MLB	2.93	1231	1257	243	1376	185	22089.1	19679	9830	7190	207	10384	7262	826	398	21	.236	
Fielding	FLD	G	PO	A	E	DP	TP	PB	OSB	OCS	OSBP	OSBA	DER	UER	UERP			
TCBA Origins 1909 MLB	.962	1231	66268	30545	3811	1800	0	278	2750	957	74.2	1.120	.704	2640	26.9			

1909 MLB COMPARISONS

244/306/311

7.10 rpg

2.53 ERA

.957 Fielding

highlights



**NO
HIT
ZONE**

April 23-Jack Warhop survives 3 errors and 3 walks to no-hit Long Island as Waukesha wins 5-1.



WARHOP-NEWYORK-AMER.

Waukesha Freeman at Long Island Islanders																										
Team	1	2	3	4	5	6	7	8	9	R	H	E	LOB	DP												
Waukesha Freeman	4	0	0	0	0	1	0	0	0	5	11	1	10	0												
Long Island Islanders	0	0	0	1	0	0	0	0	0	1	0	3	3	1												
Waukesha Freeman (Game 8)																										
NAME	FT	AB	R	HR	BI	2B	3B	HR	TB	SO	BB	IBB	HBP	SH	SF	SB	CS	GDP	AVG	PO	A	E	DP	PB		
H. Wagner, ss		4	1	1	0	1	0	0	2	0	1	0	0	0	0	0	0	0	.242	1	4	0	0			
M. Mitchell, rf		5	1	1	0	0	0	0	1	0	0	0	0	0	0	1	0	0	.375	2	0	0	0			
A. Burch, cf		5	0	1	0	0	0	0	1	1	0	0	0	0	0	0	1	0	.321	6	0	0	0			
J. Stahl, 1b		5	1	1	1	0	0	0	1	0	0	0	0	0	0	0	0	0	.265	13	1	1	0			
J. Austin, 3b		5	1	2	0	0	0	0	2	1	0	0	0	0	0	1	0	0	.182	0	1	0	0			
T. Spencer, c		4	0	0	0	0	0	0	0	1	1	0	0	0	0	0	0	0	.000	2	0	0	0	0		
F. Isbell, lf		3	0	1	1	0	0	0	1	0	1	0	0	0	0	0	0	0	.071	1	0	0	0			
R. Killefer, 2b		3	1	3	1	0	0	0	3	0	0	0	1	0	0	0	0	0	.300	1	5	0	0			
J. Warhop, p		4	0	1	0	0	0	0	1	0	0	0	0	0	0	0	0	0	1.200							
Totals		38	5	11	3	1	0	0	12	3	3	0	1	0	0	2	1	1								
NAME	FT	G	SC	IP	H	R	ER	2B	3B	HR	BF	SO	BB	IBB	HBP	SH	SF	WP	BK	IR	ERA	PO	A	E	DP	PB
J. Warhop, W, 1-1		83	9.0	0	1	0	0	0	0	0	31	1	3	0	0	0	1	0	0	0	2.65	1	2	0	0	
Totals			9.0	0	1	0	0	0	0	0	31	1	3	0	0	0	1	0	0	0		27	13	1	0	0
Long Island Islanders (Game 8)																										
NAME	FT	AB	R	HR	BI	2B	3B	HR	TB	SO	BB	IBB	HBP	SH	SF	SB	CS	GDP	AVG	PO	A	E	DP	PB		
E. Flick, cf		3	0	0	0	0	0	0	0	0	1	0	0	0	0	0	0	0	.091	1	0	0	0			
G. Browne, rf		4	0	0	0	0	0	0	0	0	0	0	0	0	0	0	0	0	.200	1	0	0	0			
D. White, lf		3	1	0	0	0	0	0	0	0	1	0	0	0	0	0	0	0	.273	4	0	0	0			
B. Sweeney, 3b		4	0	0	0	0	0	0	0	0	0	0	0	0	0	0	0	0	.313	2	2	1	0			
S. McInnis, ss		2	0	0	1	0	0	0	0	0	0	0	0	0	1	0	0	0	.111	1	3	0	1			
J. Atz, 2b		2	0	0	0	0	0	0	0	0	1	0	0	0	0	0	0	0	.240	5	2	1	0			
G. Davis, 1b		3	0	0	0	0	0	0	0	0	0	0	0	0	0	0	0	0	.063	9	1	0	1			
B. Killefer, c		3	0	0	0	0	0	0	0	1	0	0	0	0	0	0	0	0	.000	3	1	1	0	0		
P. Stremmel, p		3	0	0	0	0	0	0	0	0	0	0	0	0	0	0	0	0	.000							
Totals		27	1	0	1	0	0	0	0	1	3	0	0	0	1	0	0	0								
NAME	FT	G	SC	IP	H	R	ER	2B	3B	HR	BF	SO	BB	IBB	HBP	SH	SF	WP	BK	IR	ERA	PO	A	E	DP	PB
P. Stremmel, L, 0-1		53	9.0	11	5	1	1	0	0	0	42	3	3	0	1	0	0	0	0	0	.96	1	1	0	0	
Totals			9.0	11	5	1	1	0	0	0	42	3	3	0	1	0	0	0	0	0		27	10	3	1	0



April 25-Cy Young beamed Jack Barry, and Del Howard reached on an error, the only base runners in Cy's 10 inning No-hitter, outdueling Lew Moren of Mexicali.

Mexicali Mallards at Turin Mountaineers

Team	1	2	3	4	5	6	7	8	9	10	R	H	E	LOB	DP
Mexicali Mallards	0	0	0	0	0	0	0	0	0	0	0	0	0	1	2
Turin Mountaineers	0	0	0	0	0	0	0	0	0	1	1	7	1	3	0

Mexicali Mallards (Game 9)


NAME	FT	AB	R	HR	BI	2B	3B	HR	TB	SO	BB	IBB	HBP	SH	SF	SB	CS	GDP	AVG	PO	A	E	DP	PB
J. Barry, ss		3	0	0	0	0	0	0	0	0	0	0	1	0	0	1	0	0	.333	1	5	0	1	
C. Milan, rf		4	0	0	0	0	0	0	0	1	0	0	0	0	0	0	0	0	.087	0	0	0	0	
P. Dougherty, lf		4	0	0	0	0	0	0	0	0	0	0	0	0	0	0	0	0	.257	4	0	0	0	
M. McCormick, cf		4	0	0	0	0	0	0	0	0	0	0	0	0	0	0	0	0	.308	3	0	0	0	
L. Tannehill, 3b		3	0	0	0	0	0	0	0	1	0	0	0	0	0	0	0	0	.156	1	4	0	1	
D. Howard, 1b		3	0	0	0	0	0	0	0	0	0	0	0	0	0	1	0	0	.105	11	1	0	2	
J. Williams, 2b		3	0	0	0	0	0	0	0	0	0	0	0	0	0	0	0	0	.188	2	2	0	1	
B. Schmidt, c		3	0	0	0	0	0	0	0	1	0	0	0	0	0	0	0	0	.071	6	1	0	0	0
L. Moren, p		3	0	0	0	0	0	0	0	0	0	0	0	0	0	0	0	0	.222					
Totals		30	0	0	0	0	0	0	0	3	0	0	1	0	0	2	0	0						

NAME	FT	G	SC	IP	H	R	ER	2B	3B	HR	BF	SO	BB	IBB	HB	SH	SF	WP	BK	IR	ERA	
L. Moren, L, 2-1		76	9.2	7	1	1	2	0	0	0	33	5	0	0	0	0	0	0	0	0	0	.65
Totals			9.2	7	1	1	2	0	0	0	33	5	0	0	0	0	0	0	0	0	0	

Turin Mountaineers (Game 9)

NAME	FT	AB	R	HR	BI	2B	3B	HR	TB	SO	BB	IBB	HBP	SH	SF	SB	CS	GDP	AVG	PO	A	E	DP	PB
S. Hofman, cf		4	0	1	0	0	0	0	1	1	0	0	0	0	0	0	0	0	.121	2	0	0	0	
R. Murray, rf		4	0	0	0	0	0	0	0	1	0	0	0	0	0	0	0	1	.189	2	0	0	0	
J. Hummel, 2b		4	0	0	0	0	0	0	0	0	0	0	0	0	0	0	0	0	.400	0	3	0	0	
E. Lennox, 3b		4	1	1	0	1	0	0	2	0	0	0	0	0	0	0	0	0	.316	1	4	0	0	
B. Abstein, 1b		4	0	2	0	0	0	0	2	0	0	0	0	0	0	0	1	0	.233	14	1	0	0	
B. Lord, lf		3	0	0	0	0	0	0	0	0	0	0	0	0	0	0	0	0	.455	4	1	0	0	
H. Heitmuller, ph		1	0	1	1	0	0	0	1	0	0	0	0	0	0	0	0	0	.278	0	0	0	0	
H. Wagner, ss		3	0	0	0	0	0	0	0	2	0	0	0	0	0	0	0	0	.222	2	4	0	0	
L. McLean, c		3	0	1	0	1	0	0	2	1	0	0	0	0	0	0	0	0	.231	4	0	1	0	0
C. Young, p		3	0	1	0	0	0	0	1	0	0	0	0	0	0	0	0	0	.167					
Totals		33	1	7	1	2	0	0	9	5	0	0	0	0	0	0	1	1						

NAME	FT	G	SC	IP	H	R	ER	2B	3B	HR	BF	SO	BB	IBB	HB	SH	SF	WP	BK	IR	ERA	
C. Young, W, 1-2		95	10.0	0	0	0	0	0	0	0	31	3	0	0	1	0	0	0	0	0	0	1.59
Totals			10.0	0	0	0	0	0	0	0	31	3	0	0	1	0	0	0	0	0	0	



May 31-Kaiser Wilhelm walks 3, hits another and survives an error to outduel Fred Burchell with a NO-HITTER for Hereford

Waukesha Freeman at Hereford Highlanders															
Team	1	2	3	4	5	6	7	8	9	R	H	E	LOB	DP	
Waukesha Freeman	0	0	0	0	0	0	0	0	0	0	0	2	3	0	
Hereford Highlanders	0	0	0	0	0	0	0	0	1	1	4	1	8	0	

Waukesha Freeman (Game 41)																								
NAME	FT	AB	R	HR	BI	2B	3B	HR	TB	SO	BB	IBB	HBP	SH	SF	SB	CS	GDP	AVG	PO	A	E	DP	PB
D. Altizer, rf		3	0	0	0	0	0	0	0	0	0	0	1	0	0	0	0	0	.240	4	0	0	0	
A. Burch, cf		4	0	0	0	0	0	0	0	1	0	0	0	0	0	0	0	0	.253	4	0	0	0	
H. Wagner, ss		3	0	0	0	0	0	0	0	0	1	0	0	0	0	0	1	0	.258	2	5	0	0	
K. Sajdak, 1b		2	0	0	0	0	0	0	0	0	1	0	0	0	0	0	0	0	.100	9	0	0	0	
F. Isbell, lf		2	0	0	0	0	0	0	0	1	0	0	0	1	0	0	0	0	.167	3	0	0	0	
J. Austin, 3b		2	0	0	0	0	0	0	0	0	1	0	0	0	0	0	1	0	.161	2	0	0	0	
R. Killefer, 2b		3	0	0	0	0	0	0	0	2	0	0	0	0	0	0	0	0	.117	0	2	2	0	
T. Spencer, c		3	0	0	0	0	0	0	0	1	0	0	0	0	0	0	0	0	.120	2	0	0	0	0
F. Burchell, p	I	3	0	0	0	0	0	0	0	0	0	0	0	0	0	0	0	0	.000					0
Totals		25	0	0	0	0	0	0	0	5	3	0	1	1	0	0	2	0						

Hereford Highlanders (Game 41)																										
NAME	FT	G	SC	IP	H	R	ER	2B	3B	HR	BF	SO	BB	IBB	HB	SH	SF	WP	BK	IR	ERA	PO	A	E	DP	PB
F. Burchell, L, 0- 1	I	71	8.2	4	1	0	0	0	0	0	35	2	3	2	0	0	1	0	0	0	1.32	0	1	0	0	
Totals			8.2	4	1	0	0	0	0	0	35	2	3	2	0	0	1	0	0	0		26	8	2	0	0

Hereford Highlanders (Game 41)																								
NAME	FT	AB	R	HR	BI	2B	3B	HR	TB	SO	BB	IBB	HBP	SH	SF	SB	CS	GDP	AVG	PO	A	E	DP	PB
B. Cree, rf		4	0	0	0	0	0	0	0	0	0	0	0	0	0	0	0	0	.159	2	0	0	0	
C. Engle, cf		3	0	2	0	0	0	0	2	0	1	0	0	0	0	2	0	0	.244	3	0	0	0	
J. Evers, 2b		4	0	0	0	0	0	0	0	0	0	0	0	0	0	0	0	0	.273	4	4	0	0	
R. Kleinow, c		4	0	0	0	0	0	0	0	0	0	0	0	0	0	0	0	0	.226	4	3	0	0	0
H. Lobert, 3b		4	1	1	0	0	0	0	1	1	0	0	0	0	0	4	0	0	.211	0	1	1	0	
J. Donahue, 1b		3	0	1	0	0	0	0	1	0	1	1	0	0	0	1	0	0	.205	9	2	0	0	
E. Hahn, lf		3	0	0	0	0	0	0	0	0	0	0	0	0	0	0	0	0	.137	2	0	0	0	
D. Paskert, ph		0	0	0	0	0	0	0	0	0	1	1	0	0	0	0	0	0	.194	0	0	0	0	
A. Fletcher, ss	I	3	0	0	1	0	0	0	0	1	0	0	0	0	1	0	0	0	.115	1	2	0	0	
K. Wilhelm, p	I	3	0	0	0	0	0	0	0	0	0	0	0	0	0	0	0	0	.364					
Totals		31	1	4	1	0	0	0	4	2	3	2	0	0	1	7	0	0						

Hereford Highlanders (Game 41)																										
NAME	FT	G	SC	IP	H	R	ER	2B	3B	HR	BF	SO	BB	IBB	HB	SH	SF	WP	BK	IR	ERA	PO	A	E	DP	PB
K. Wilhelm, W, 1- 2	I	89	9.0	0	0	0	0	0	0	0	30	5	3	0	1	1	0	0	0	0	4.00	2	2	0	0	
Totals			9.0	0	0	0	0	0	0	0	30	5	3	0	1	1	0	0	0	0		27	14	1	0	0



WALSH, CHICAGO AMER.

June 6-Only two errors mar an otherwise perfect game as Ed Walsh spins a No-Hitter for the Cleveland Spiders, who defeat Kaiser Wilhelm and the Hereford Highlanders, 2-0.

Team	1	2	3	4	5	6	7	8	9	R	H	E	LOB	DP
Hereford Highlanders	0	0	0	0	0	0	0	0	0	0	0	2	2	0
Cleveland Spiders	0	0	0	1	0	0	0	1		2	3	2	4	0

Hereford Highlanders (Game 46)																										
NAME	FT	AB	R	HR	BI	2B	3B	HR	TB	SO	BB	IBB	HBP	SH	SF	SB	CS	GDP	AVG	PO	A	E	DP	PB		
D. Paskert, rf		4	0	0	0	0	0	0	0	2	0	0	0	0	0	0	0	0	.190	4	0	0	0			
E. Hahn, cf		4	0	0	0	0	0	0	0	0	0	0	0	0	0	0	0	0	.128	3	1	0	0			
H. Lumley, lf		3	0	0	0	0	0	0	0	2	0	0	0	0	0	0	0	0	.250	0	0	0	0			
H. Lobert, 3b		3	0	0	0	0	0	0	0	0	0	0	0	0	0	1	0	0	.185	1	3	0	0			
J. Donahue, 1b		3	0	0	0	0	0	0	0	0	0	0	0	0	0	0	0	0	.202	9	0	1	0			
G. Getz, 2b		3	0	0	0	0	0	0	0	0	0	0	0	0	0	0	0	0	.175	1	2	0	0			
A. Fletcher, ss		3	0	0	0	0	0	0	0	0	0	0	0	0	0	0	0	0	.118	1	4	1	0			
B. Rariden, c		2	0	0	0	0	0	0	0	1	0	0	0	1	0	0	0	0	.150	5	2	0	0	0		
K. Wilhelm, p		2	0	0	0	0	0	0	0	1	0	0	0	0	0	0	0	0	.308							
B. Cree, ph		1	0	0	0	0	0	0	0	0	0	0	0	0	0	0	0	0	.144	0	0	0	0			
Totals		28	0	0	0	0	0	0	0	6	0	0	0	1	0	1	0	0								
NAME	FT	G	SC	IP	H	R	ER	2B	3B	HR	BF	SO	BB	IBB	HB	SH	SF	WP	BK	IR	ERA	PO	A	E	DP	PB
K. Wilhelm, L, 1-3		69	8.0	3	2	2	1	0	0	30	4	3	0	0	1	0	0	0	0	0	3.68	0	0	0	0	
Totals			8.0	3	2	2	1	0	0	30	4	3	0	0	1	0	0	0	0	0		24	12	2	0	0

Cleveland Spiders (Game 46)																										
NAME	FT	AB	R	HR	BI	2B	3B	HR	TB	SO	BB	IBB	HBP	SH	SF	SB	CS	GDP	AVG	PO	A	E	DP	PB		
D. Bush, ss		2	1	0	0	0	0	0	0	1	2	0	0	0	0	2	0	0	.236	0	4	0	0			
T. Leach, cf		4	0	1	1	0	0	0	1	0	0	0	0	0	0	1	0	0	.215	5	0	0	0			
K. Bransfield, 1b		4	0	0	0	0	0	0	0	0	0	0	0	0	0	0	0	0	.285	11	0	0	0			
J. Titus, rf		3	0	1	0	1	0	0	2	0	0	0	0	0	0	0	1	0	.269	2	0	0	0			
M. McIntyre, lf		2	1	0	0	0	0	0	0	1	1	0	0	0	0	1	0	0	.211	2	0	0	0			
B. Purtell, 3b		3	0	1	1	0	0	0	1	1	0	0	0	0	0	1	0	0	.284	0	1	1	0			
M. Powers, c		3	0	0	0	0	0	0	0	0	0	0	0	0	0	0	0	0	.168	7	1	0	0	0		
C. Starr, 2b		2	0	0	0	0	0	0	0	0	0	0	0	1	0	0	0	0	.270	0	4	1	0			
E. Walsh, p		3	0	0	0	0	0	0	0	1	0	0	0	0	0	0	0	0	.176							
Totals		26	2	3	2	1	0	0	4	4	3	0	0	1	0	5	1	0								
NAME	FT	G	SC	IP	H	R	ER	2B	3B	HR	BF	SO	BB	IBB	HB	SH	SF	WP	BK	IR	ERA	PO	A	E	DP	PB
E. Walsh, W, 7-3		93	9.0	0	0	0	0	0	0	29	6	0	0	0	1	0	0	0	0	0	1.50	0	1	0	0	
Totals			9.0	0	0	0	0	0	0	29	6	0	0	0	1	0	0	0	0	0		27	11	2	0	0



June 20-George Bell walks two men in his No-Hitter, outdueling Ed Summers as Grand Rapids defeats Bergen in a tight 1-0 battle.

Grand Rapids Wolverines at Bergen Barflies														
Team	1	2	3	4	5	6	7	8	9	R	H	E	LOB	DP
Grand Rapids Wolverines	0	0	0	1	0	0	0	0	0	1	4	0	4	0
Bergen Barflies	0	0	0	0	0	0	0	0	0	0	0	1	2	1

Grand Rapids Wolverines (Game 60)																								
NAME	FT	AB	R	HR	BI	2B	3B	HR	TB	SO	BB	IBB	HBP	SH	SF	SB	CS	GDP	AVG	PO	A	E	DP	PB
A. Devlin, 3b		2	0	0	0	0	0	0	0	0	2	0	0	0	0	0	1	0	.214	0	1	0	0	0
J. Bates, rf		3	1	1	0	0	0	0	1	1	0	0	0	1	0	1	1	0	.310	0	0	0	0	0
S. Crawford, cf		4	0	1	0	0	0	0	1	0	0	0	0	0	0	0	0	0	.294	2	0	0	0	0
E. Konetchy, 1b		3	0	1	1	0	0	0	1	0	0	0	0	0	1	2	0	0	.301	8	0	0	0	0
B. Dahlen, ss		4	0	1	0	0	0	0	1	0	0	0	0	0	0	1	0	0	.253	0	3	0	0	0
D. Sajdak, lf		3	0	0	0	0	0	0	0	1	0	0	0	0	0	0	0	0	.177	3	0	0	0	0
J. Ward, 2b		2	0	0	0	0	0	0	0	0	1	0	0	0	0	0	0	0	.326	2	3	0	0	0
G. Land, c		3	0	0	0	0	0	0	0	0	0	0	0	0	0	0	0	0	.159	12	0	0	0	0
G. Bell, p		3	0	0	0	0	0	0	0	0	0	0	0	0	0	0	0	0	.097					
Totals		27	1	4	1	0	0	0	4	2	3	0	0	1	1	4	2	0						

NAME	FT	G	SC	IP	H	R	ER	2B	3B	HR	BF	SO	BB	IBB	HB	SH	SF	WP	BK	IR	ERA	PO	A	E	DP	PB
G. Bell, W, 6- 5		94	9.0	0	0	0	0	0	0	0	29	9	2	0	0	1	0	0	0	0	2.01	0	1	0	0	0
Totals		94	9.0	0	0	0	0	0	0	0	29	9	2	0	0	1	0	0	0	0		27	8	0	0	0

Bergen Barflies (Game 60)																									
NAME	FT	AB	R	HR	BI	2B	3B	HR	TB	SO	BB	IBB	HBP	SH	SF	SB	CS	GDP	AVG	PO	A	E	DP	PB	
G. Stone, cf		4	0	0	0	0	0	0	0	2	0	0	0	0	0	0	0	0	.256	4	0	0	0	0	0
J. Barbeau, 3b		4	0	0	0	0	0	0	0	1	0	0	0	0	0	0	0	0	.246	3	3	0	0	0	0
T. Jordan, 1b		3	0	0	0	0	0	0	0	0	0	0	0	0	0	0	0	0	.256	9	0	0	0	0	0
R. Demmitt, rf		2	0	0	0	0	0	0	0	2	1	0	0	0	0	0	1	0	.294	1	0	0	0	0	0
T. Raftery, lf		3	0	0	0	0	0	0	0	0	0	0	0	0	0	0	0	0	.195	1	1	0	0	0	0
R. Hulswitt, 2b		3	0	0	0	0	0	0	0	1	0	0	0	0	0	0	0	0	.219	1	3	1	0	0	0
F. Roth, c		3	0	0	0	0	0	0	0	1	0	0	0	0	0	0	0	0	.179	4	2	0	1	0	0
S. Nicholls, ss		2	0	0	0	0	0	0	0	1	1	0	0	0	0	0	0	0	.173	4	3	0	1	0	0
E. Summers, p		1	0	0	0	0	0	0	0	1	0	0	0	1	0	0	0	0	.143						
L. Gardner, ph	I	1	0	0	0	0	0	0	0	0	0	0	0	0	0	0	0	0	.154	0	0	0	0	0	0
Totals		26	0	0	0	0	0	0	0	9	2	0	0	1	0	1	0	0							

NAME	FT	G	SC	IP	H	R	ER	2B	3B	HR	BF	SO	BB	IBB	HB	SH	SF	WP	BK	IR	ERA	PO	A	E	DP	PB
E. Summers, L, 7- 6		76	9.0	4	1	0	0	0	0	0	32	2	3	0	0	1	1	0	0	0	1.54	0	1	0	0	0
Totals		9.0	4	1	0	0	0	0	0	0	32	2	3	0	0	1	1	0	0	0		27	13	1	1	0



July 2-Earl Moore walks 5 while No-Hitting Buffalo as Hereford triumphs, 3-0


Hereford Highlanders at Buffalo Mules														
Team	1	2	3	4	5	6	7	8	9	R	H	E	LOB	DP
Hereford Highlanders	0	0	0	1	0	0	0	0	2	3	5	0	4	2
Buffalo Mules	0	0	0	0	0	0	0	0	0	0	0	0	3	1

Hereford Highlanders (Game 71)																								
NAME	FT	AB	R	HR	BI	2B	3B	HR	TB	SO	BB	IBB	HBP	SH	SF	SB	CS	GDP	AVG	PO	A	E	DP	PB
B. Cree, rf		4	1	1	0	1	0	0	2	0	0	0	0	0	0	0	0	0	0	.182	0	0	0	0
C. Engle, cf		3	0	0	0	0	0	0	0	0	0	0	0	1	0	0	0	0	.245	1	0	0	0	
J. Evers, 2b		3	1	1	0	0	1	0	3	1	1	0	0	0	0	1	0	0	.272	2	5	0	2	
E. Phelps, c		3	1	0	1	0	0	0	0	2	0	0	0	1	0	0	0	0	.192	6	0	0	0	0
H. Lobert, 3b		3	0	0	0	0	0	0	0	1	0	0	0	1	0	0	0	0	.191	2	2	0	0	
J. Donahue, 1b		3	0	1	1	0	0	0	1	1	1	0	0	0	0	1	0	0	.195	12	0	0	2	
E. Hahn, lf		4	0	1	0	0	0	0	1	0	0	0	0	0	0	0	0	1	.139	2	0	0	0	
A. Fletcher, ss		3	0	1	0	1	0	0	2	0	0	0	0	0	0	0	0	0	.152	2	5	0	2	
E. Moore, p		3	0	0	0	0	0	0	0	0	0	0	0	0	0	0	0	0	.136					
Totals		29	3	5	2	2	1	0	9	5	2	0	0	3	0	2	0	1						

NAME	FT	G	SC	IP	H	R	ER	2B	3B	HR	BF	SO	BB	IBB	HB	SH	SF	WP	BK	IR	ERA
E. Moore, W, 5-10		88	9.0	0	0	0	0	0	0	0	30	6	5	0	0	0	0	0	0	0	2.05
Totals			9.0	0	0	0	0	0	0	0	30	6	5	0	0	0	0	0	0	0	

Buffalo Mules (Game 71)																								
NAME	FT	AB	R	HR	BI	2B	3B	HR	TB	SO	BB	IBB	HBP	SH	SF	SB	CS	GDP	AVG	PO	A	E	DP	PB
T. Cobb, rf		3	0	0	0	0	0	0	0	3	1	0	0	0	0	0	0	0	.371	1	0	0	0	
D. Reilley, cf		4	0	0	0	0	0	0	0	1	0	0	0	0	0	0	0	0	.186	1	0	0	0	
N. Katon, 3b		3	0	0	0	0	0	0	0	0	1	0	0	0	0	0	0	0	.173	1	3	0	0	
A. McConnell, 2b		3	0	0	0	0	0	0	0	0	0	0	0	0	0	0	0	1	.251	3	3	0	1	
F. Merkle, 1b		2	0	0	0	0	0	0	0	1	1	0	0	0	0	0	0	0	.251	14	2	0	1	
G. McBride, ss		3	0	0	0	0	0	0	0	0	0	0	0	0	0	0	0	0	.172	1	6	0	1	
J. Delahanty, lf		2	0	0	0	0	0	0	0	1	1	0	0	0	0	0	0	0	.230	0	0	0	0	
L. Criger, c		3	0	0	0	0	0	0	0	0	0	0	0	0	0	0	0	1	.146	5	0	0	0	
B. Brown, p	I	2	0	0	0	0	0	0	0	0	1	0	0	0	0	0	0	0	.000					
Totals		25	0	0	0	0	0	0	0	6	5	0	0	0	0	0	0	0						

NAME	FT	G	SC	IP	H	R	ER	2B	3B	HR	BF	SO	BB	IBB	HB	SH	SF	WP	BK	IR	ERA
B. Brown, L, 2-2	I	68	9.0	5	3	3	2	1	0	0	34	5	2	0	0	3	0	1	0	0	2.43
Totals			9.0	5	3	3	2	1	0	0	34	5	2	0	0	3	0	1	0	0	



ARELLANES, BOSTON AMER.

July 28-Frank Arellanes walks 4, hits 1 and survives an error to NO-HIT Bradenton, 5-0 for Bergen.

Bradenton Buckeyes at Bergen Barflies

Team	1	2	3	4	5	6	7	8	9	R	H	E	LOB	DP
Bradenton Buckeyes	0	0	0	0	0	0	0	0	0	0	0	1	5	0
Bergen Barflies	2	0	1	0	0	0	1	1	1	5	9	1	10	1

Bradenton Buckeyes (Game 96)

NAME	FT	AB	R	HR	BI	2B	3B	HR	TB	SO	BB	IBB	HBP	SH	SF	SB	CS	GDP	AVG	PO	A	E	DP	PB
R. Oakes, lf-rf		4	0	0	0	0	0	0	0	0	0	0	0	0	0	0	0	0	.286	3	0	0	0	0
R. Downey, rf		1	0	0	0	0	0	0	0	0	1	0	0	0	0	0	0	0	.305	1	0	0	0	0
B. Shotton, ph-rf-lf		1	0	0	0	0	0	0	0	0	1	0	0	0	0	0	0	0	.257	0	0	0	0	0
N. Lajoie, 2b		3	0	0	0	0	0	0	0	0	0	0	1	0	0	0	0	0	.356	2	3	0	0	0
H. Davis, 1b		4	0	0	0	0	0	0	0	0	0	0	0	0	0	0	0	0	.280	7	2	0	0	0
W. Miller, cf		3	0	0	0	0	0	0	0	0	1	0	0	0	0	0	0	0	.260	2	0	0	0	0
W. Wood, 3b		2	0	0	0	0	0	0	0	1	0	0	0	0	0	0	0	0	.227	1	2	0	0	0
C. Dolan, ph-3b		0	0	0	0	0	0	0	0	0	1	0	0	0	0	0	0	0	.120	0	0	0	0	0
G. Street, c		3	0	0	0	0	0	0	0	0	0	0	0	0	0	0	0	0	.216	5	1	0	0	0
F. Stem, ss		2	0	0	0	0	0	0	0	1	0	0	0	0	0	0	0	0	.247	0	1	0	0	0
E. Gardner, ph		1	0	0	0	0	0	0	0	0	0	0	0	0	0	0	0	1	.418	0	0	0	0	0
H. Zimmerman, ss		0	0	0	0	0	0	0	0	0	0	0	0	0	0	0	0	0	.290	1	0	0	0	0
H. Camnitz, p		2	0	0	0	0	0	0	0	0	0	0	0	0	0	0	0	0	.200					
E. Knetzer, p		0	0	0	0	0	0	0	0	0	0	0	0	0	0	0	0	0	.000					
K. Durbin, ph		1	0	0	0	0	0	0	0	0	0	0	0	0	0	0	0	0	.200	0	0	0	0	0
D. Criss, p		0	0	0	0	0	0	0	0	0	0	0	0	0	0	0	0	0	.167					
Totals		27	0	0	0	0	0	0	0	2	4	0	1	0	0	0	0	1						

NAME	FT	G	SC	IP	H	R	ER	2B	3B	HR	BF	SO	BB	IBB	HB	SH	SF	WP	BK	IR	ERA	
H. Camnitz, L, 17- 8		45	6.1	8	4	3	2	0	0	0	30	4	2	0	0	0	0	0	0	0	0	2.17
E. Knetzer			.2	0	0	0	0	0	0	0	4	1	2	1	0	0	0	0	0	0	1	8.44
D. Criss			1.0	1	1	1	0	0	0	0	5	0	1	0	0	1	0	0	0	0	0	11.33
Totals			8.0	9	5	4	2	0	0	0	39	5	5	1	0	1	0	0	0	1		24

Bergen Barflies (Game 96)

NAME	FT	AB	R	HR	BI	2B	3B	HR	TB	SO	BB	IBB	HBP	SH	SF	SB	CS	GDP	AVG	PO	A	E	DP	PB
F. Parent, ss		5	1	1	0	0	0	0	1	2	0	0	0	0	0	0	0	0	.243	0	6	0	1	0
G. Stone, rf		5	2	2	1	0	0	0	2	0	0	0	0	0	0	0	0	0	.249	1	0	0	0	0
T. Jordan, 1b		3	1	1	1	1	0	0	2	0	2	0	0	0	0	0	0	0	.240	12	0	0	1	0
R. Demmitt, cf		3	0	2	1	0	0	0	2	0	1	1	0	0	0	0	0	0	.267	4	0	0	0	0
T. Raftery, c		4	0	1	2	1	0	0	2	1	0	0	0	0	0	0	0	0	.202	4	0	0	0	0
T. Catterson, lf		3	0	1	0	0	0	0	1	0	1	0	0	0	0	0	0	0	.209	3	0	0	0	0
J. Barbeau, 3b		4	0	0	0	0	0	0	0	2	0	0	0	0	0	0	0	0	.240	1	0	0	0	0
L. Meade, 2b		3	1	1	0	0	0	0	1	0	1	0	0	0	0	0	0	0	.217	2	4	1	1	0
F. Arellanes, p		3	0	0	0	0	0	0	0	0	0	0	0	1	0	0	0	0	.164					
Totals		33	5	9	5	2	0	0	11	5	5	1	0	1	0	0	0	0						

NAME	FT	G	SC	IP	H	R	ER	2B	3B	HR	BF	SO	BB	IBB	HB	SH	SF	WP	BK	IR	ERA	
F. Arellanes, W, 9-11			85	9.0	0	0	0	0	0	0	32	2	4	0	1	0	0	0	0	0	0	2.96
Totals			9.0	0	0	0	0	0	0	0	32	2	4	0	1	0	0	0	0	0		27



SUMMERS, DETROIT

August 7-Ed Summers and the Barflies have a lot of fun as Ed No-Hits Mexicali, 11-0, walking only Patsy Dougherty to spoil an otherwise perfect game.

Bergen Barflies at Mexicali Mallards														
Team	1	2	3	4	5	6	7	8	9	R	H	E	LOB	DP
Bergen Barflies	3	2	0	0	0	0	2	3	1	11	19	0	11	0
Mexicali Mallards	0	0	0	0	0	0	0	0	0	0	0	4	1	2

Bergen Barflies (Game 106)																								
NAME	FT	AB	R	HR	BI	2B	3B	HR	TB	SO	BB	IBB	HBP	SH	SF	SB	CS	GDP	AVG	PO	A	E	DP	PB
F. Parent, ss		6	4	4	0	0	0	0	4	0	0	0	0	0	0	1	0	1	.264	2	4	0	0	
G. Stone, rf		6	1	1	1	0	0	0	1	0	0	0	0	0	0	0	0	0	.243	2	0	0	0	
T. Jordan, 1b		4	1	2	1	1	0	0	3	1	2	0	0	0	0	0	0	0	.239	13	1	0	0	
R. Demmitt, cf		5	3	4	2	0	0	0	4	0	0	0	0	0	1	0	0	0	.277	2	0	0	0	
T. Raftery, lf		5	1	3	4	1	0	0	4	0	0	0	0	0	0	0	0	1	.216	1	0	0	0	
J. Barbeau, 3b		5	0	0	0	0	0	0	0	1	0	0	0	0	0	0	0	0	.226	0	3	0	0	
F. Roth, c		5	0	2	2	0	1	0	4	0	0	0	0	0	0	0	0	0	.198	4	1	0	0	0
L. Meade, 2b		4	1	2	0	1	0	0	3	0	1	0	0	0	0	0	0	0	.225	2	4	0	0	
E. Summers, p		5	0	1	0	0	0	0	1	0	0	0	0	0	0	0	0	0	.130					
Totals		45	11	19	10	3	1	0	24	2	3	0	0	0	1	1	0	2						

NAME	FT	G	SC	IP	H	R	ER	2B	3B	HR	BF	SO	BB	IBB	HB	SH	SF	WP	BK	IR	ERA
E. Summers, W, 10-12		9	1	9.0	0	0	0	0	0	0	28	5	1	0	0	0	0	0	0	0	1.99
Totals				9.0	0	0	0	0	0	0	28	5	1	0	0	0	0	0	0	0	

Mexicali Mallards (Game 106)																								
NAME	FT	AB	R	HR	BI	2B	3B	HR	TB	SO	BB	IBB	HBP	SH	SF	SB	CS	GDP	AVG	PO	A	E	DP	PB
F. Chance, 1b		4	0	0	0	0	0	0	0	2	0	0	0	0	0	0	0	0	.212	11	1	0	2	
J. Lelivelt, rf		3	0	0	0	0	0	0	0	1	0	0	0	0	0	0	0	0	.279	2	0	0	0	
M. McCormick, cf		3	0	0	0	0	0	0	0	0	0	0	0	0	0	0	0	0	.281	2	1	0	0	
P. Dougherty, lf		2	0	0	0	0	0	0	0	0	1	0	0	0	0	0	0	0	.317	4	1	0	0	
J. Knight, ss		3	0	0	0	0	0	0	0	0	0	0	0	0	0	0	0	0	.161	4	6	1	2	
J. Sweeney, c		3	0	0	0	0	0	0	0	0	0	0	0	0	0	0	0	0	.268	3	0	1	0	0
L. Tannehill, 3b		3	0	0	0	0	0	0	0	1	0	0	0	0	0	0	0	0	.238	0	3	0	0	
J. Williams, 2b		2	0	0	0	0	0	0	0	1	0	0	0	0	0	0	0	0	.144	1	1	1	1	
A. Keefer, ph		1	0	0	0	0	0	0	0	0	0	0	0	0	0	0	0	0	.285	0	0	0	0	
C. Sitton, p	I	2	0	0	0	0	0	0	0	0	0	0	0	0	0	0	0	0	.000					
P. Wilson, p	I	0	0	0	0	0	0	0	0	0	0	0	0	0	0	0	0	0	.200					
C. Milan, ph		1	0	0	0	0	0	0	0	0	0	0	0	0	0	0	0	0	.229	0	0	0	0	
Totals		27	0	0	0	0	0	0	0	5	1	0	0	0	0	0	0	0						

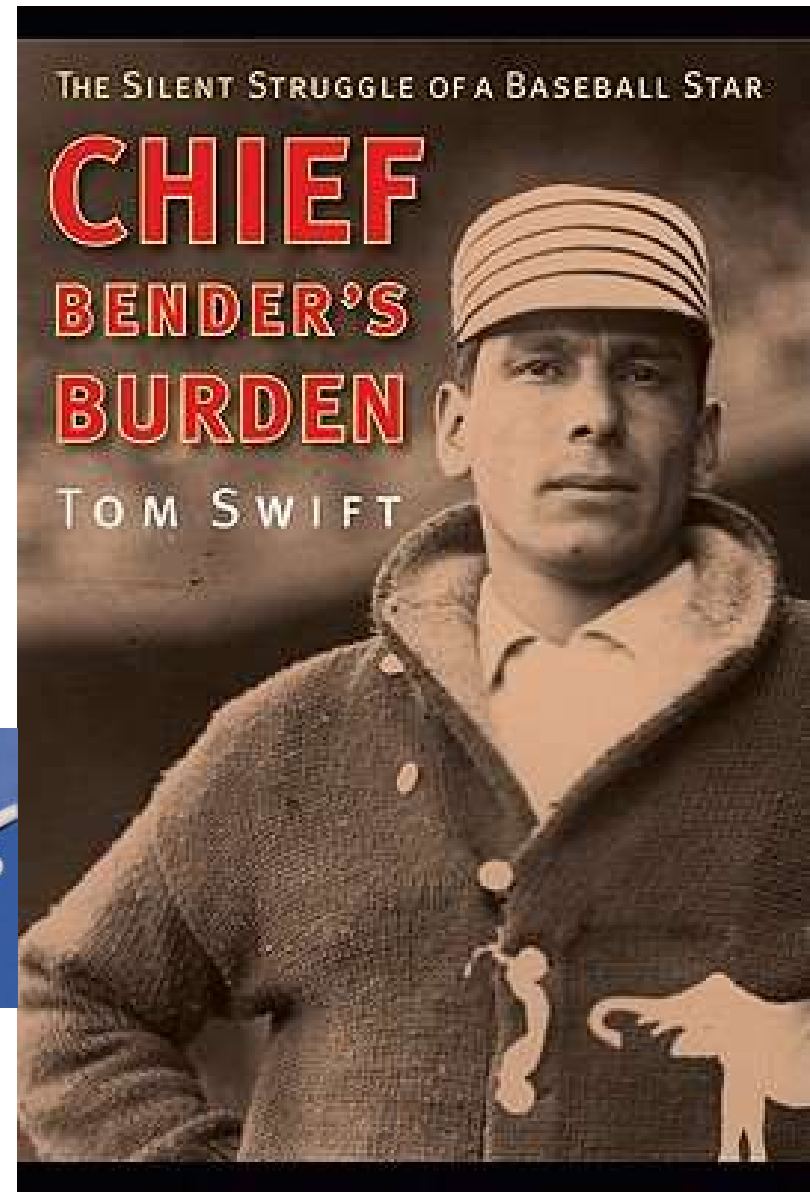
NAME	FT	G	SC	IP	H	R	ER	2B	3B	HR	BF	SO	BB	IBB	HB	SH	SF	WP	BK	IR	ERA
C. Sitton, L, 0- 2	I	9	7	16	10	8	3	1	0	0	40	2	3	0	0	0	1	0	0	0	5.23
P. Wilson	I	1	2	3	1	0	0	0	0	0	9	0	0	0	0	0	0	0	0	2	4.30

A vinyl record is shown from a top-down perspective, partially covered by a bright blue sleeve. The record's surface is black with a visible grooved pattern. The text "ONE-HIT WONDERS" is printed in a large, bold, yellow font with a red and blue outline, centered on the record. The sleeve's edge is visible at the bottom and sides, framing the record.

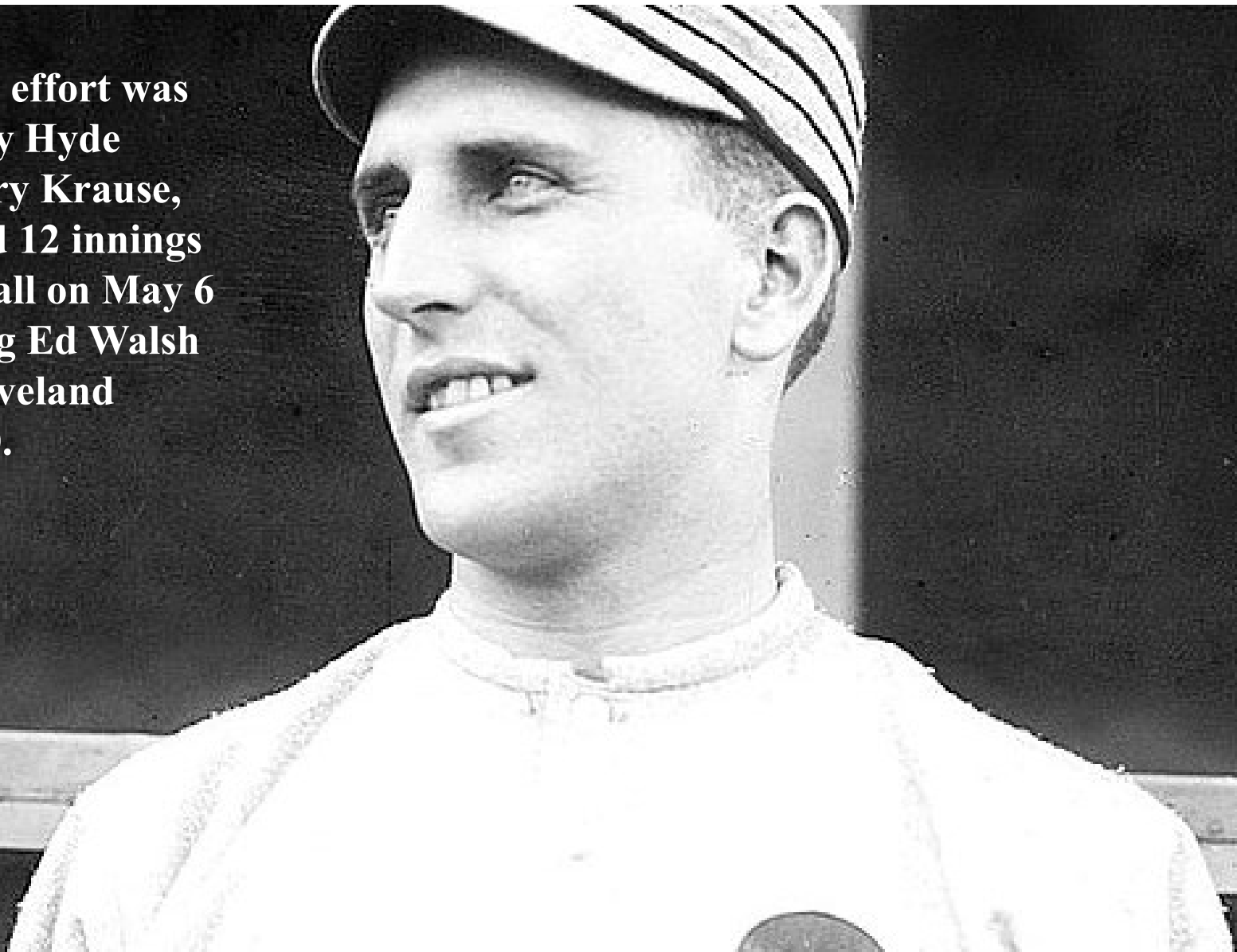
**ONE-HIT
WONDERS**

We had 34 one-hit complete games thrown this season, in addition to the nine no-hitters. We also had three more combined 1-hitters, the most unique coming on August 13 when Chief Bender relieved the injured Rube Marquard (24 days) who threw only one pitch for Buffalo. The Chief gave up a single to Jimmy Austin and walked Honus Wagner while two men reached base on an error during his nine innings of relief. Two 7th inning runs allowed the Mules to defeat Waukesha, 7-0.

The other two combined efforts were by South Starrucca (Rube Kroh for 8.2 and Rip Hagerman for 0.1) and by Turin (Walter Johnson for 6.2, Roy Castleton for 0.2 and Ed Karger for 1.2)




Our longest effort was produced by Hyde Park's Harry Krause, who pitched 12 innings of one hit ball on May 6 to defeat Big Ed Walsh and the Cleveland Spiders, 1-0.



**Turin's Eddie Plank
threw THREE one
hitters for Turin.**



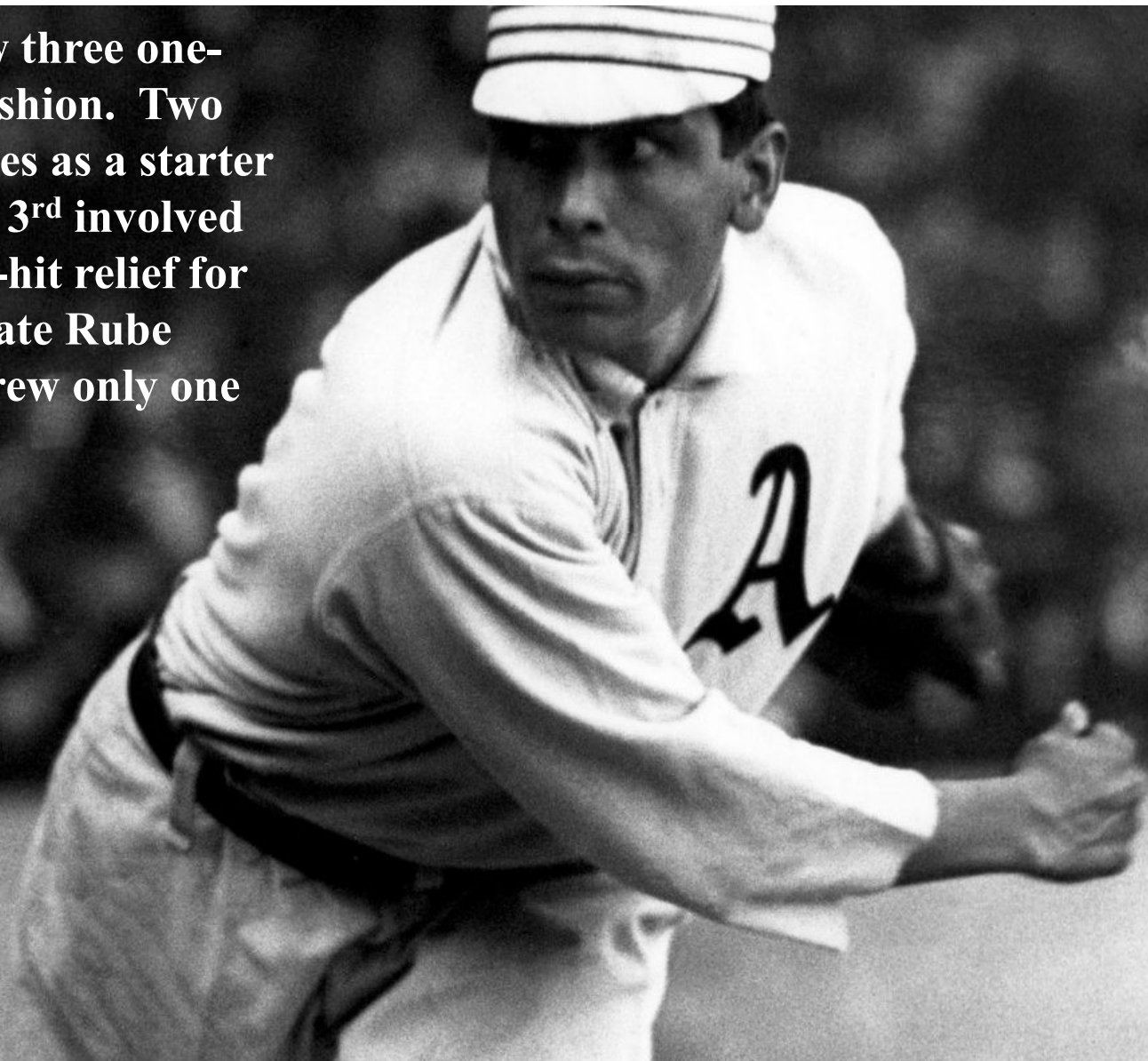
**Bradenton's Howie
Camnitz also threw
THREE one hitters
this season.**



Ed Reulbach matched the pair with his own THREE one hitters this season for Mimosa.




Chief Bender threw three one-hitters in unique fashion. Two were complete games as a starter for Buffalo and the 3rd involved nine innings of one-hit relief for his injured team mate Rube Marquard, who threw only one pitch.




Joe Lake had a pair of one-hit games for London, helping them to a league high 99 wins.





Orval Overall (Bradenton and George Bell (Grand Rapids) each tossed a one hit game to complement their no-hit efforts this season.



Others to throw one-hitters included Hall of Famers Rube Waddell (PR), Christy Mathewson (CL) and Walter Johnson (TU)



Kirwin Division hurlers Addie Joss (WA), Art Fromme (PR) and Ed Cicotte (GW) had one hit games as well.



Hyde Park
team mates
Slim Sallee,
Doc Scanlan
and Barney
Peltly each
tossed one
hitters for
the Vitamen




Buffalo team mates Lew Brockett and Bugs Raymond each tossed one hitters, as did Bill Burns for Turin.



London pitchers Nap Rucker and Al Mattern had 1-hitters, as did Doc White (Long Island)




Cy Morgan (CS), Lew Moren (ME) and Billy Campbell (WA) had one-hitters as well.



MORGAN, ATHLETICS AMER.



Moren, Phila. Nationals



CAMPBELL, CINCINNATI



Five times this season a pitcher struck out more than a dozen batters in one game. Two of those came in extra inning games. The other three were all turned in by Nap Rucker of London!

K





**Nap Rucker's successes:
June 25 – 13 K's at Hereford
July 9 – 14 K's vs Mexicali
Aug 20 – 17 K's vs Waukesha
with a 1-hitter**


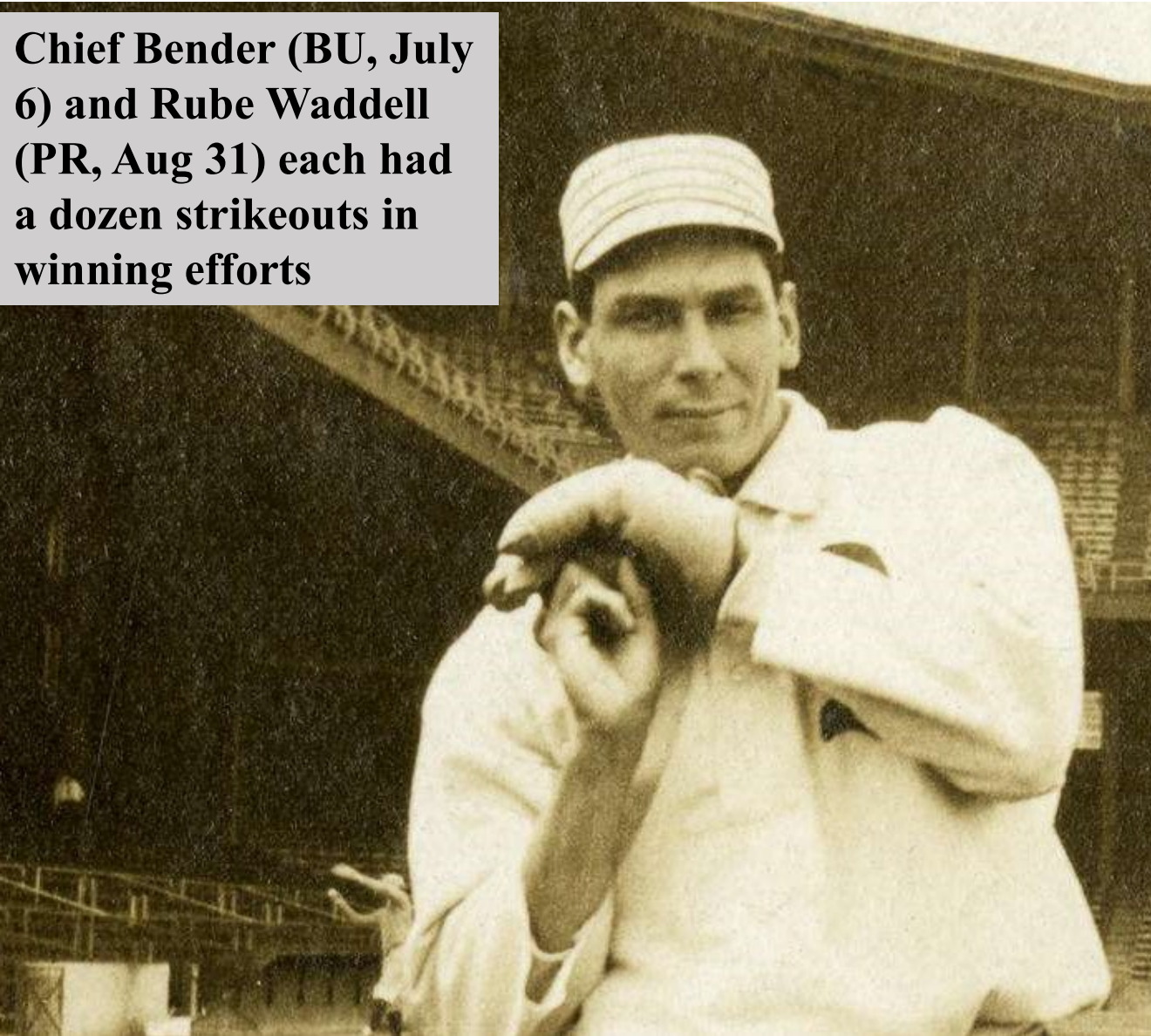


**George Hunter (Left)
fanned 13 batters in
12 innings on April 28
as Grand Rapids
defeated the visiting
Spiders, 5-4**

**Mordecai Brown
struck out 14 men in
14 innings to earn a
3-2 win for Bergen
over visiting Mexicali
on July 3rd.**



Chief Bender (BU, July 6) and Rube Waddell (PR, Aug 31) each had a dozen strikeouts in winning efforts





One hundred twenty three (123) games were settled in extra innings this season, down from the 146 in 1908 MLB last year

10 innings – 62

11 innings – 26

12 innings – 19

13 innings - 7

14 innings - 4

15 innings - 3



plus these two extended contests:

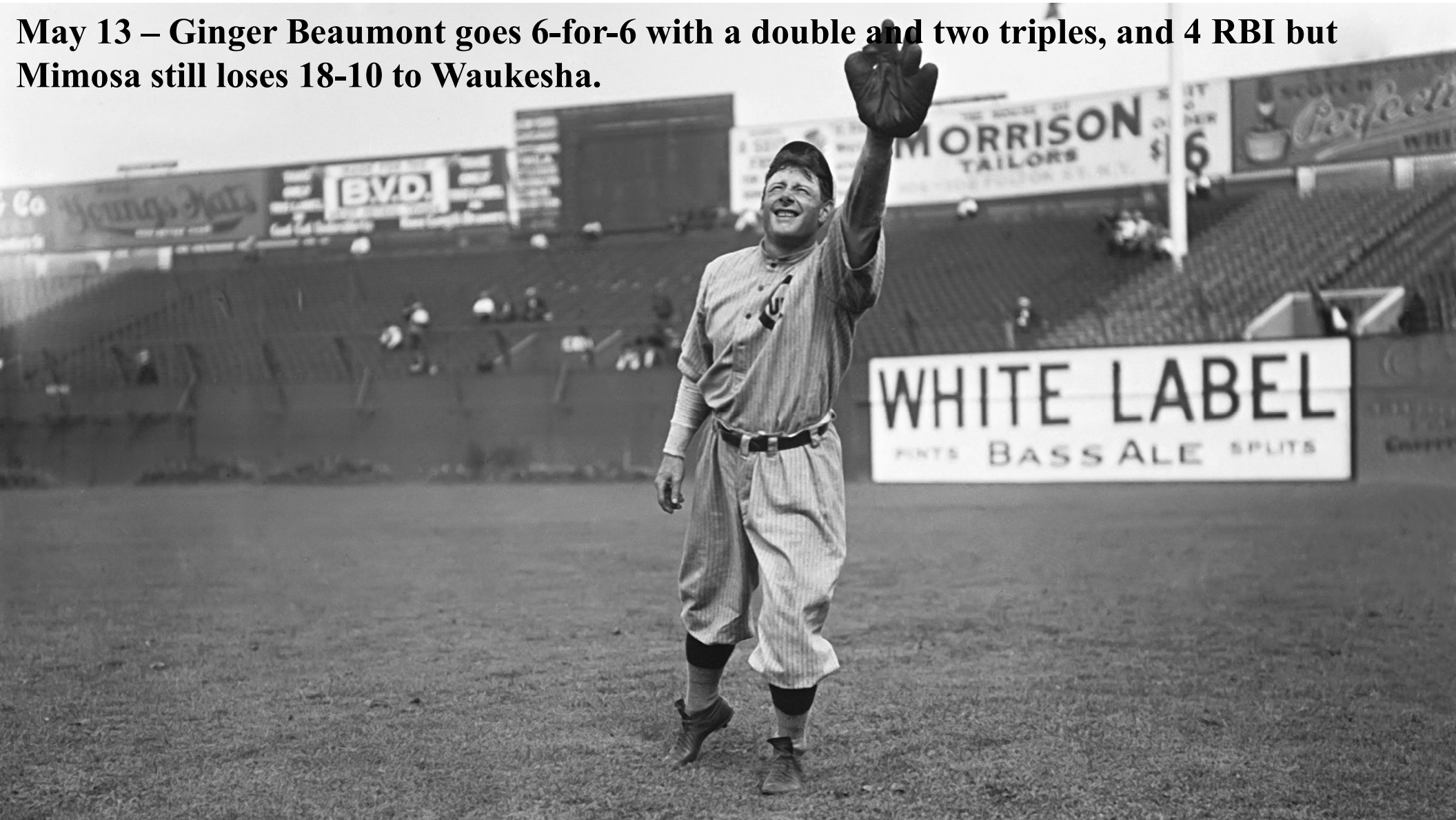
16 Innings – June 1 – Hereford scored in the 9th inning to force extra innings, then won in the 16th when DOC LYON singled home the game winner with 2 men out to defeat Jack Warhop and the Waukesha Freeman, 3-2.

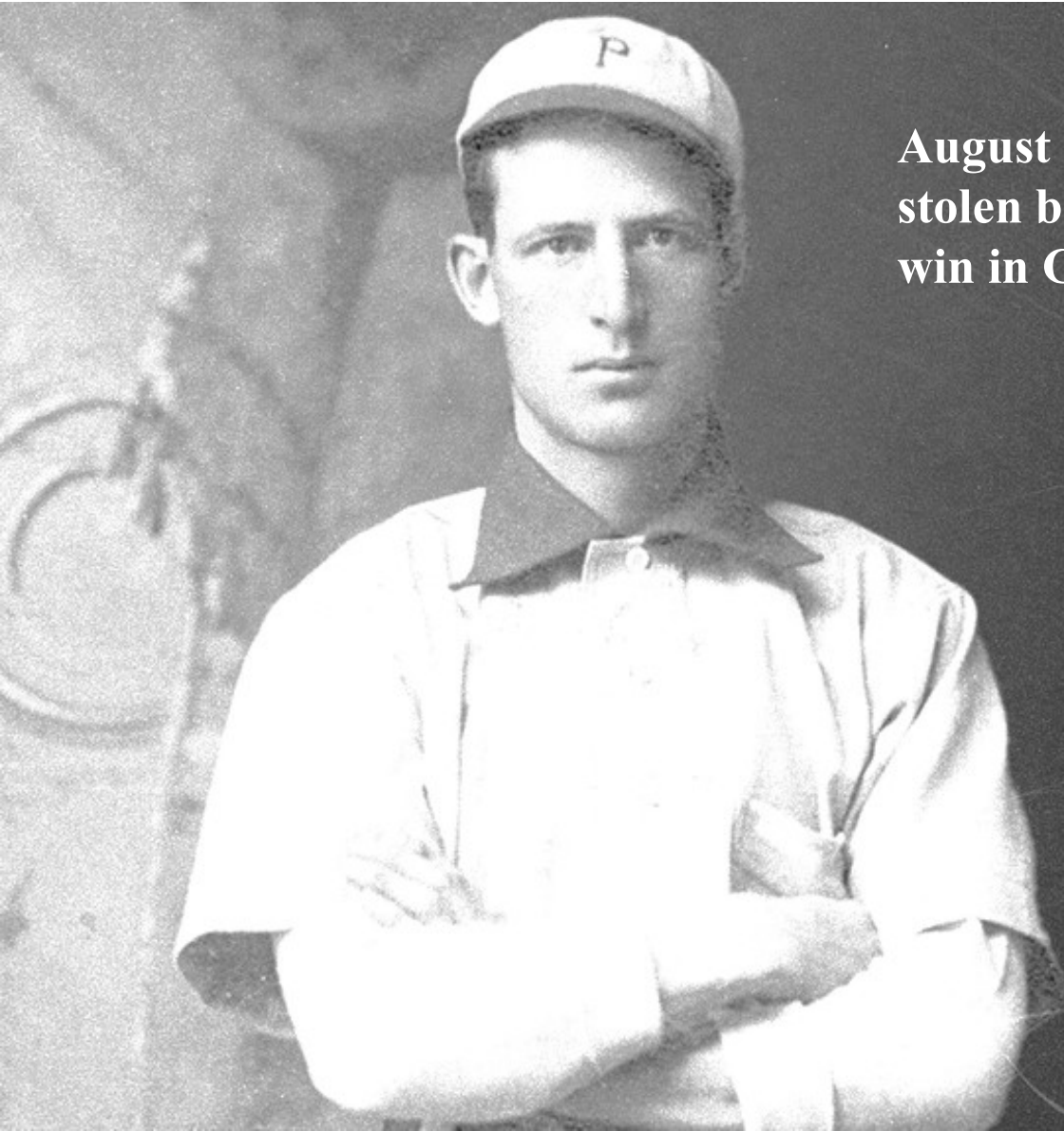
17 Innings – May 27 – Waukesha was again on the losing side, and Jack Warhop again the losing pitcher as London defeated the Freeman, 5-3 in 17 innings



SUPER SIX

May 13 – Ginger Beaumont goes 6-for-6 with a double and two triples, and 4 RBI but Mimosa still loses 18-10 to Waukesha.



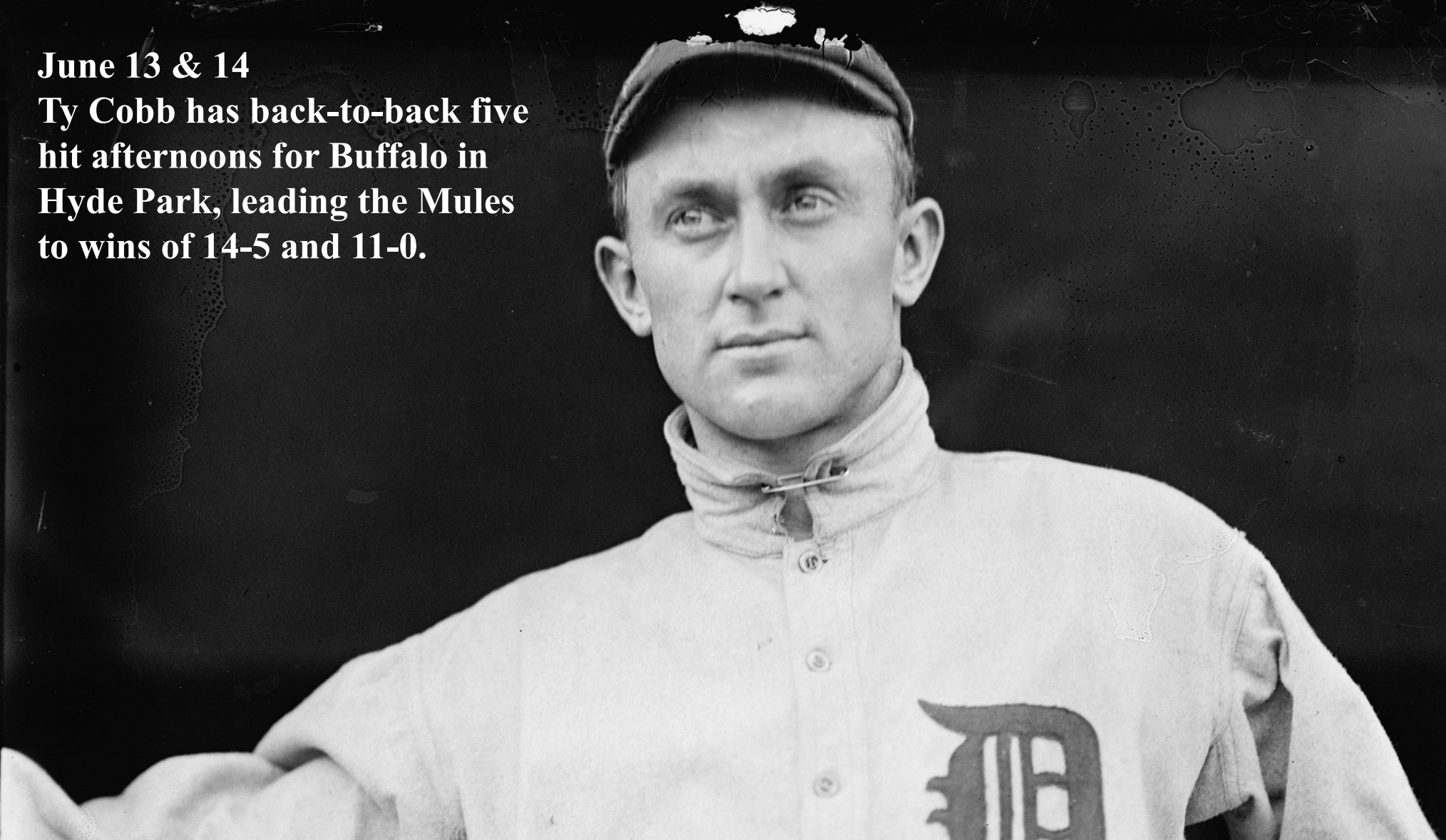


August 2 – Fred Clarke goes 6-for-6 with a stolen base and 3 RBI to lead Mimosa to a 10-0 win in Grand Rapids

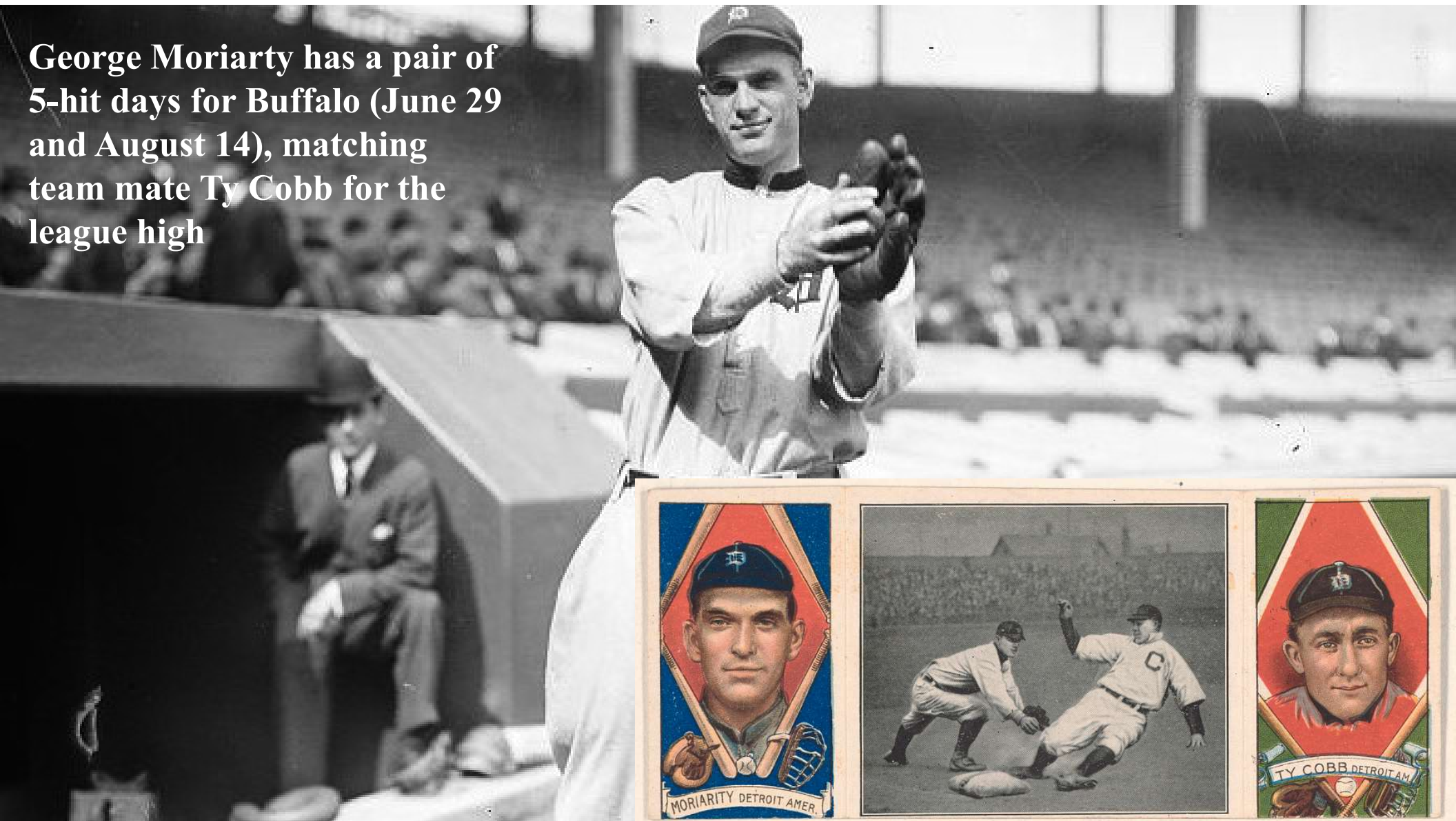


June 13 & 14

**Ty Cobb has back-to-back five
hit afternoons for Buffalo in
Hyde Park, leading the Mules
to wins of 14-5 and 11-0.**




George Moriarty has a pair of 5-hit days for Buffalo (June 29 and August 14), matching team mate Ty Cobb for the league high



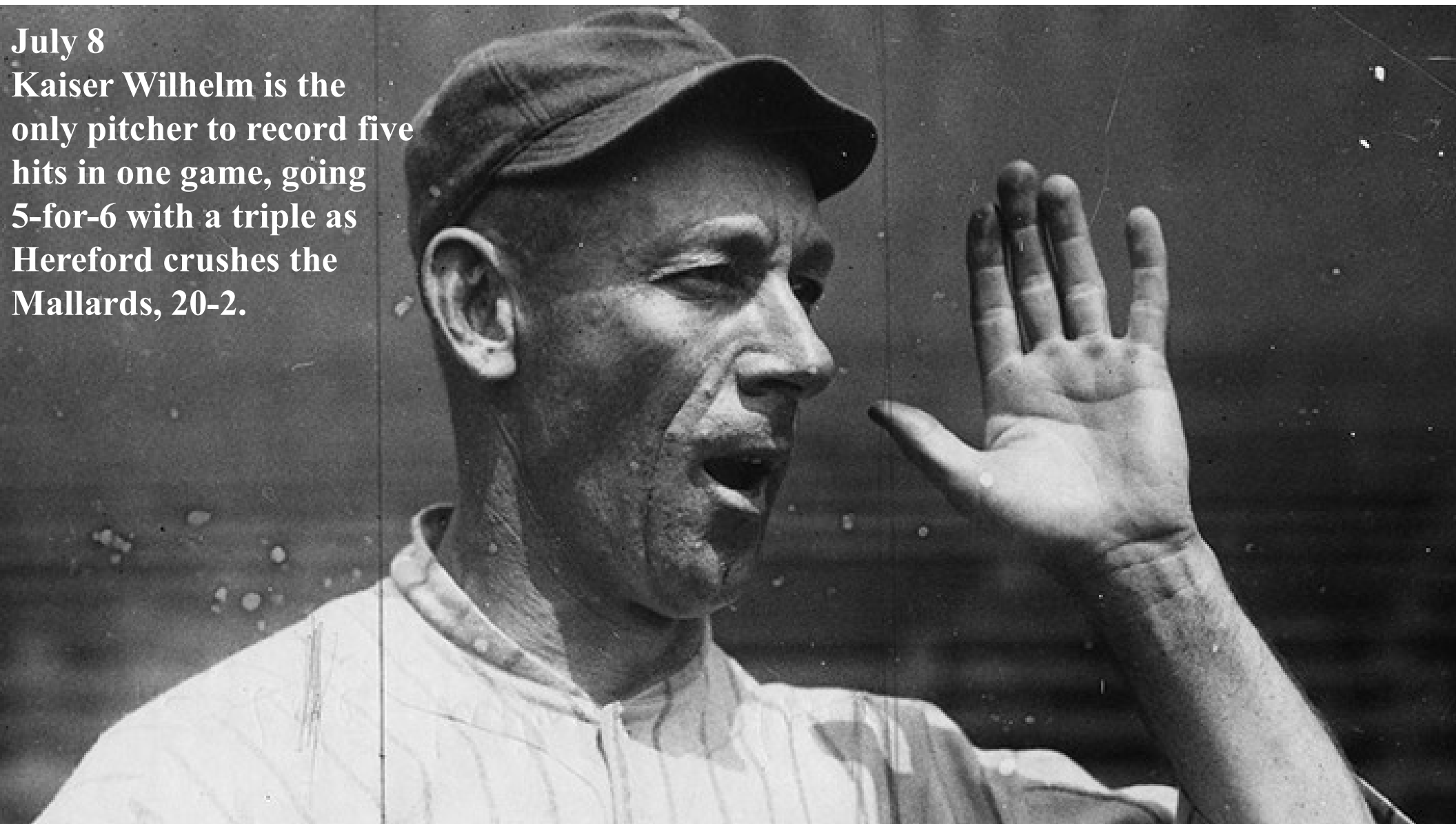
**Eddie Collins has a pair of 5-
hit days for the Cleveland Naps
(July 20 and September 26)**





**Eddie Grant has a pair of
5-hit days for London (May
29 and September 14)**



July 8
Kaiser Wilhelm is the
only pitcher to record five
hits in one game, going
5-for-6 with a triple as
Hereford crushes the
Mallards, 20-2.




August 31
Player-Manager Roy Hobbs
goes 5-for-5 with a double
as the Naps win 10-2 in
Grand Rapids





**A trio of Cleveland Spiders each had a five-hit day this season:
Bill Carrigan, Kitty Bransfield and Donie Bush**



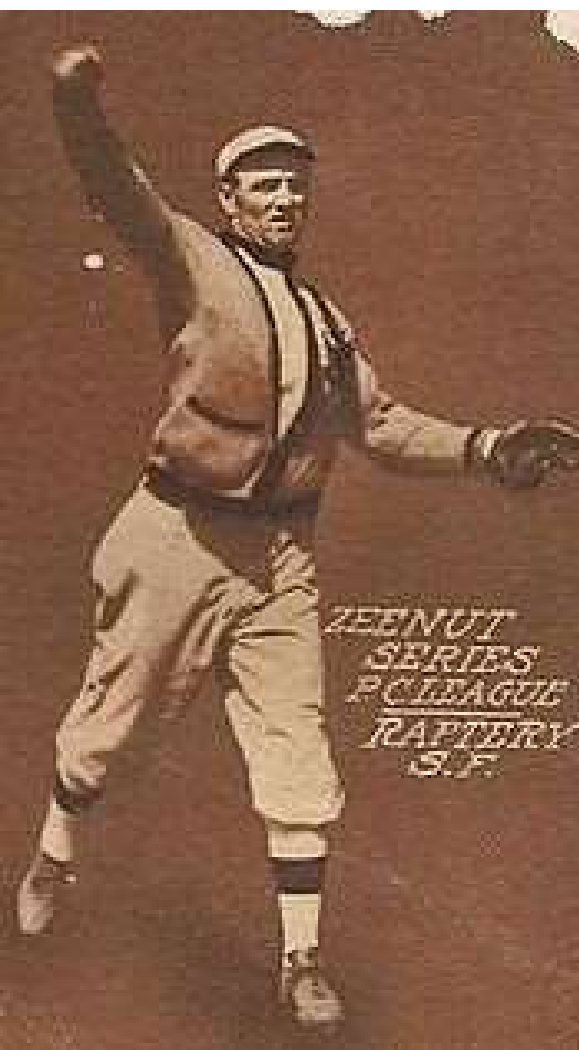
A trio of Pittsburgh Rebels each had five-hit days this season: George Stovall, Joe Tinker and Tris Speaker




Frank "Home Run" Baker and Chief Wilson of South Starrucca had 5-hit days, as did Circus Solly Hofman of Turin.



Tom Raftery and George Stone of Bergen each had a 5-hit day this year, as did Earle Gardner of Bradenton.



Three others with 5-hit days were Whitey Alperman (London), Doc Egan (Mimosa) and Bobby Wallace (Hyde Park).

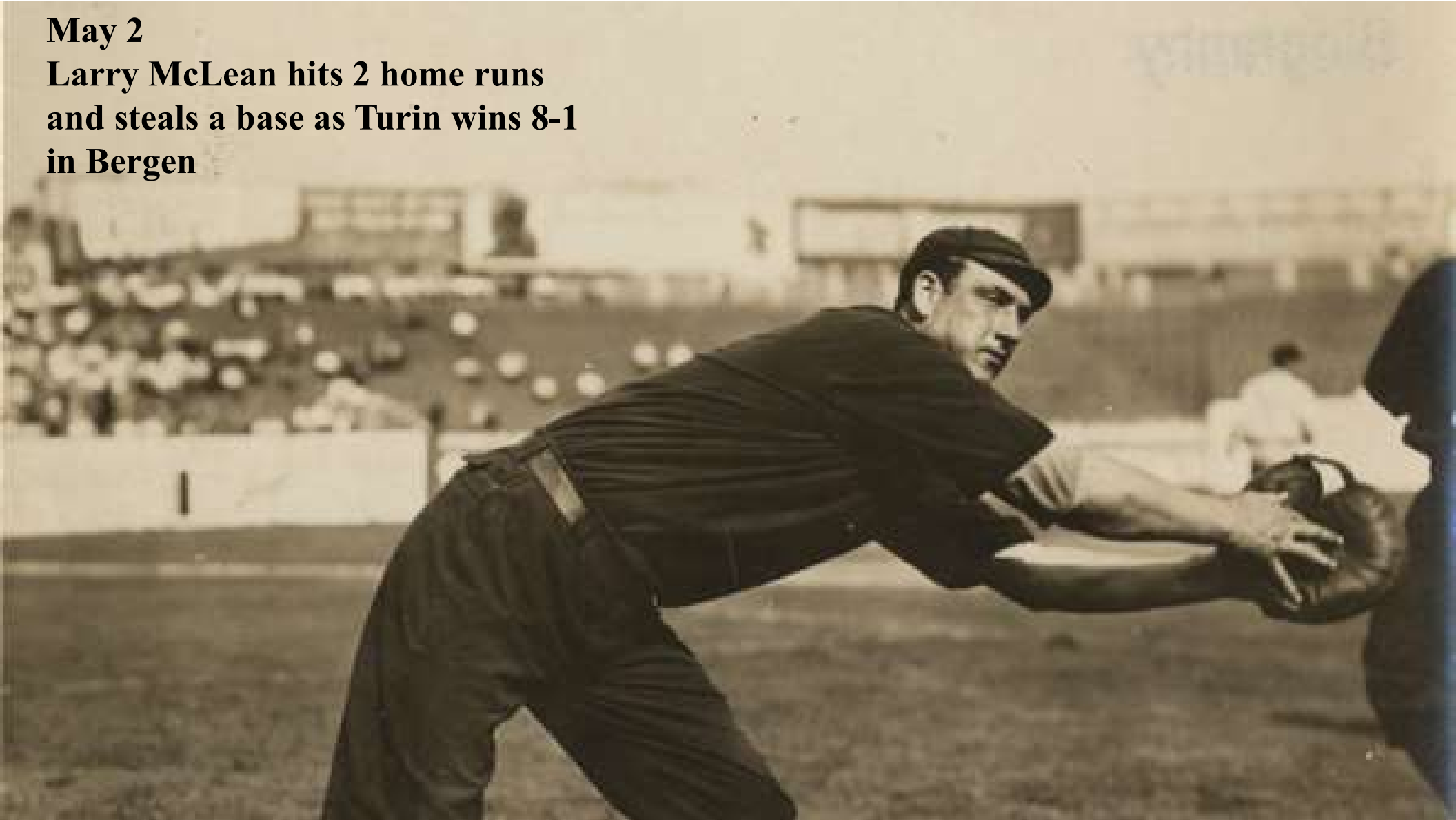


Long Ball



May 2

**Larry McLean hits 2 home runs
and steals a base as Turin wins 8-1
in Bergen**



August 20
Larry Doyle hits a
pair of home runs,
with a walk and a
single, but South
Starrucca still
drops a 10-8
decision to the
Cleveland Naps.





August 20
Tris Speaker scores
5 runs to lead
Pittsburgh to a 13-6
win in Buffalo. Tris
has 2 singles, 2
doubles and a walk





September 18

**Fred Clarke scores five times as Mimosa wins 16-7
against Grand Rapids. Fred has 3 singles, 2 walks and
a stolen base.**



Fred Clarke



September 22
Red Murray scores 5 runs
as Turin defeats Hereford
16-6. Red has a homer,
single, three walks and a
stolen base.



R

B

I

**SEASONS
BEST**



September 27

Player Manager Craig Shifflett finishes the season in style with a 7-RBI performance in South Starrucca, leading the Cleveland Spiders to a 12-3 victory. Craig has a single, triple and home run to set the standard for the season in RBI.



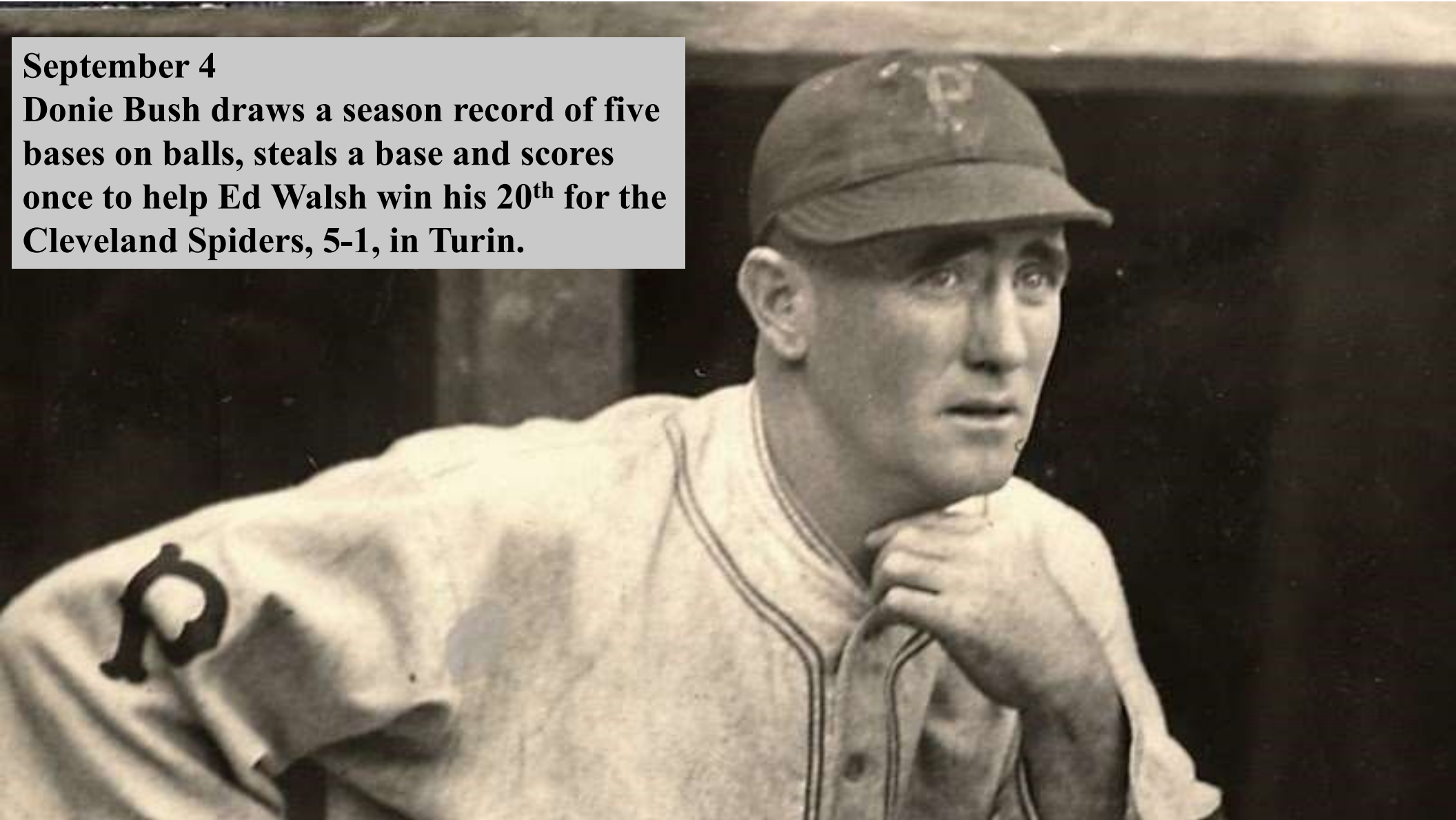
**Three hitters drove in six runs in a single game this season:
7-23 Home Run Baker (SO 9-2 @ GW) 3 singles, home run
8-25 Sam Crawford (GW 11-0 @ BU) 3 singles, home run
9-13 Ty Cobb (BU 13-0 @ TU) single, 2 doubles, grand slam HR**








PATIENCE

September 4

Donie Bush draws a season record of five bases on balls, steals a base and scores once to help Ed Walsh win his 20th for the Cleveland Spiders, 5-1, in Turin.



Ten other times this season a player drew four (4) walks in one game. Tim Jordan did it twice for Bergen. The other eight were Peaches Graham (CL), Fred Tenney (LT), John Titus (CS), Harry Davis (BR), Charlie Hemphill (CL), Jules Kustus (ME), Ed Hahn (HH) and Johnny Evers (HH).





thou shalt

not steal



Five players stole four (4) bases in one game this year: Mike Mitchell (WA, Apr 21), Dave Shean (HP, May 30), Hans Lobert (HH, May 31), Bob Bescher (CL, Sep 8) and Freddie Parent (BE, Sep 25). Their teams won each time.





**Six grand slam home runs
were hit in the 1910 season.**



April 19

**Danny Hoffman's 2nd inning
Grand Slam carries London
to a 6-1 win over the Naps.**

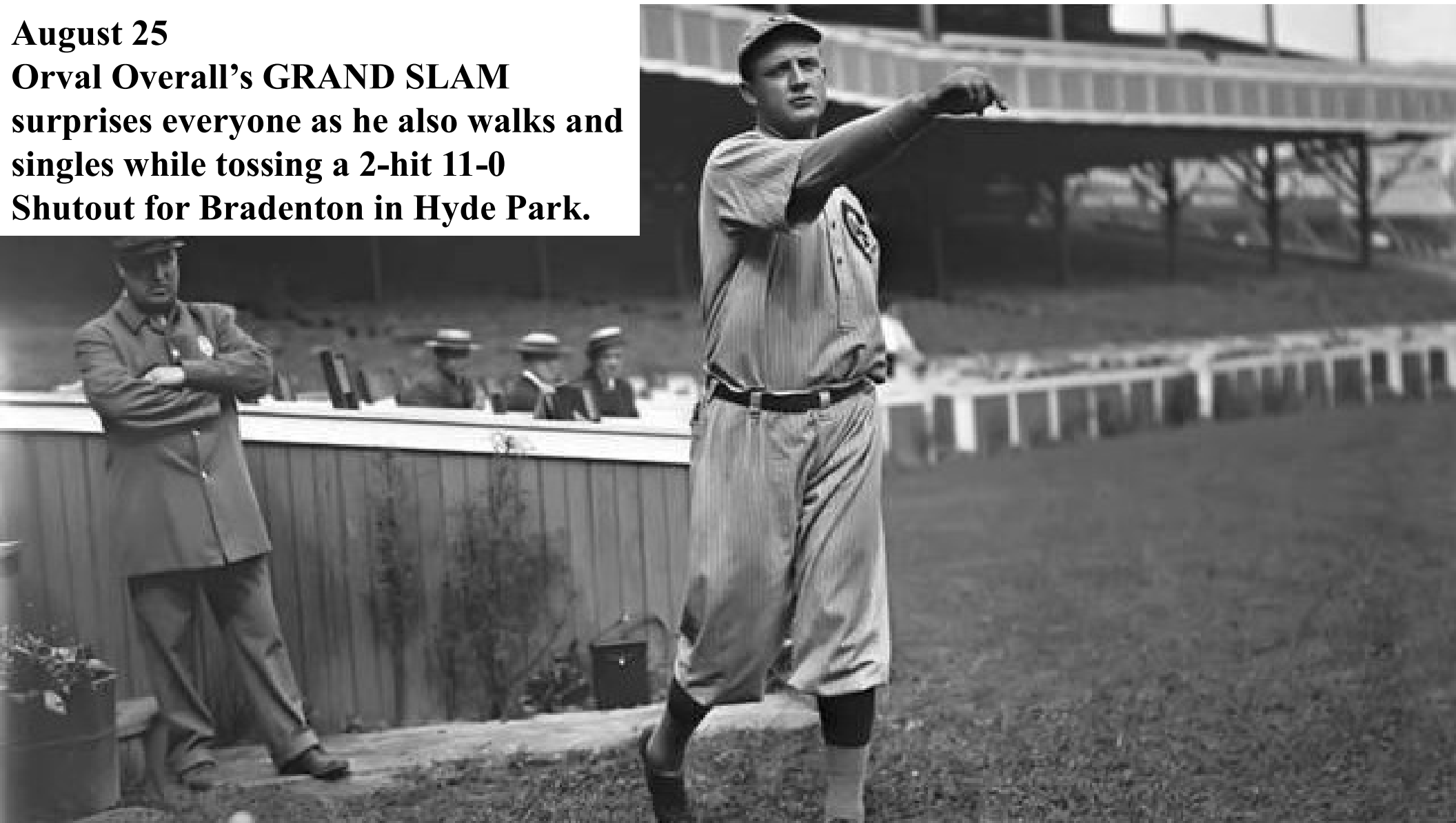
May 27
Doc Hoblitzell's 8th inning
Grand Slam caps a 12-7
Mimosa win over Turin

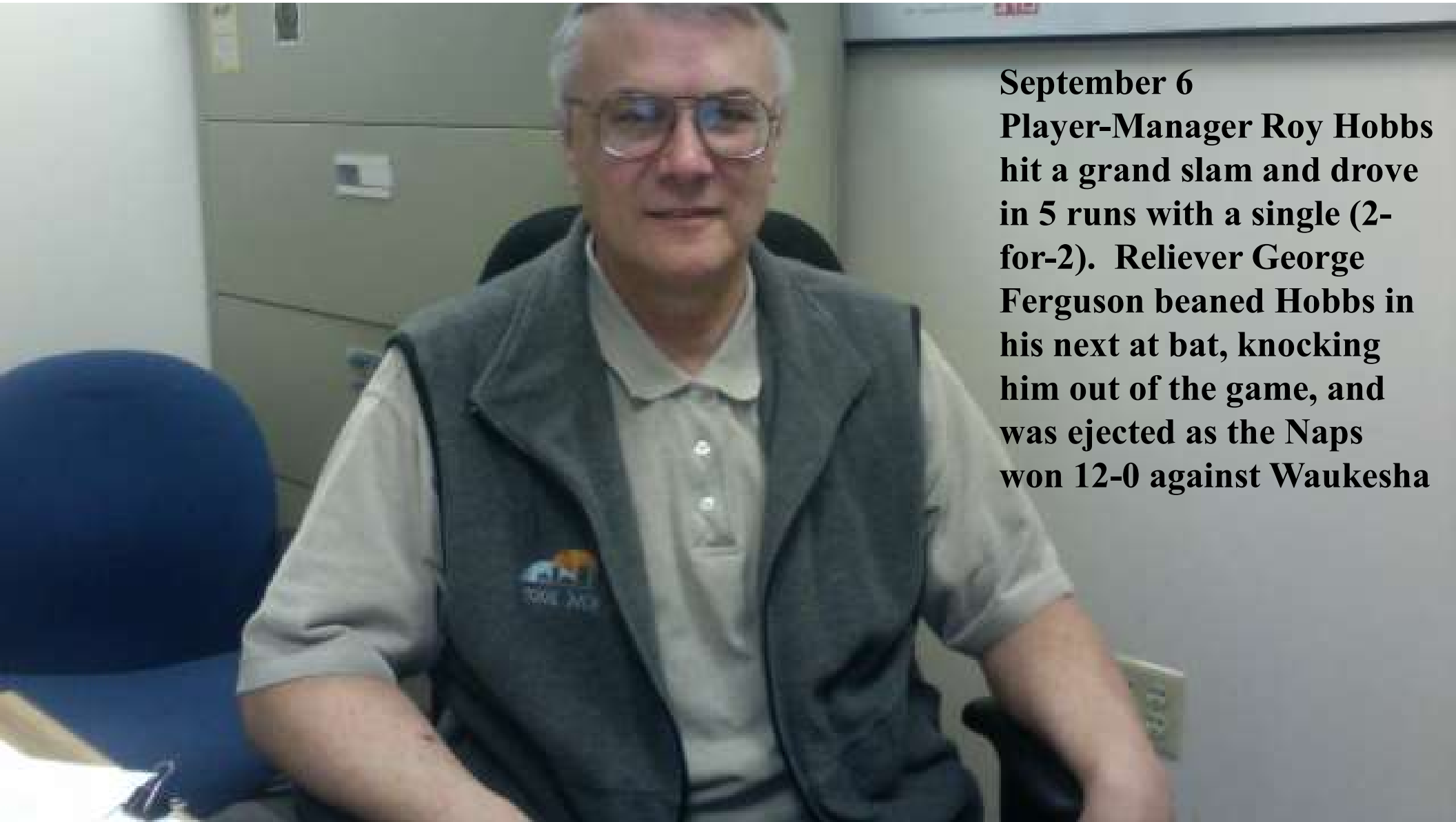


July 10
Jake Stahl's 4th inning
GRAND SLAM is just
enough to carry Waukesha to
a 5-4 win over Long Island



August 25
Orval Overall's GRAND SLAM
surprises everyone as he also walks and
singles while tossing a 2-hit 11-0
Shutout for Bradenton in Hyde Park.






**September 6
Player-Manager Roy Hobbs
hit a grand slam and drove
in 5 runs with a single (2-
for-2). Reliever George
Ferguson beamed Hobbs in
his next at bat, knocking
him out of the game, and
was ejected as the Naps
won 12-0 against Waukesha**

September 13
Ty Cobb had a Grand Slam,
2 doubles and a single,
driving in 6 runs as Buffalo
thumps Turin 13-0



CYCLES





**NO
CYCLES
WERE
HIT
THIS
YEAR**



Teams scored double digit runs in 168 of our 1,231 games (one rainout) this year. Twice both teams scored in double digits (18-10 and 11-10). The most productive days came on

April 30 – Pittsburgh shuts out Long Island 22-0

July 8 – Hereford crushes Mexicali 20-2

10 Runs – 49 times

11 Runs – 37 times

12 Runs – 30 times

13 Runs – 18 times

14 Runs – 8 times

15 Runs - 9 times

16 Runs - 10 times

17 Runs - 4 times

18 Runs - 3 times

19+ Runs- 2 times

Total - 170 times



Twenty-one (21) times a team cracked 20 or more base hits in one ball game this season. The most were the 25 banged out by Pittsburgh (4/30 @ LI) and Hereford (7/08 @ ME).

Hyde Park, Turin and South Starrucca each did it three times.

Pittsburgh, Hereford, Mimosa and London each did it twice

Bradenton, Buffalo, Cleveland Spiders and Grand Rapids each did it once.



STANDARDS

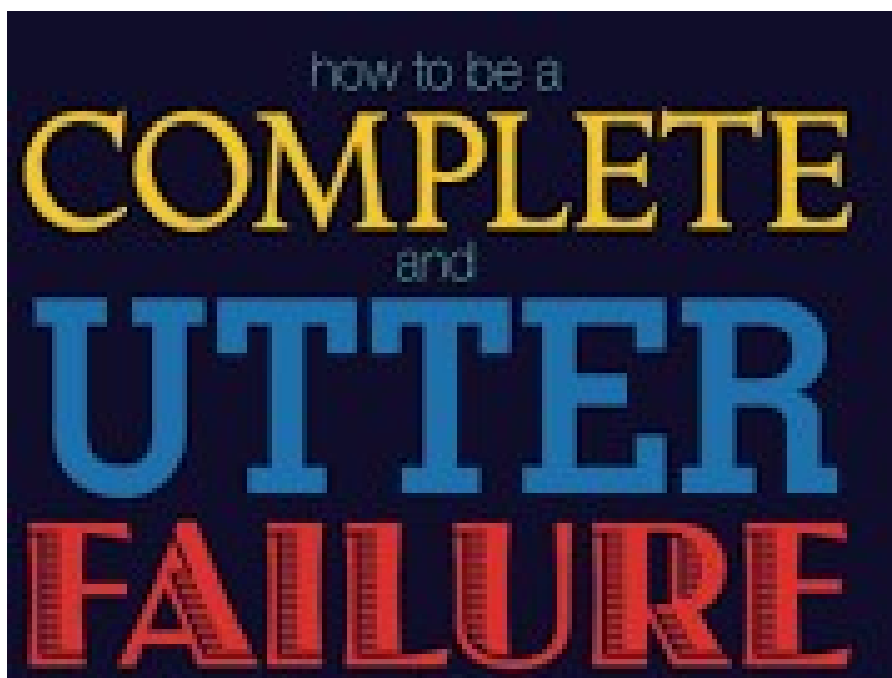
LOB

September 23

Hereford strands NINETEEN (19) runners but still wins in Buffalo by a 13-0 margin.

ERROR

Twenty-three times this season, a team made six or more errors in one game, and in seven of those games they made a combined seven errors (Turin and Bergen twice, Bradenton, Long Island and Mexicali), but the toughest days were turned in by the Cleveland Naps (8 errors in 12 innings at Hyde Park); Long Island (8 errors in 12 innings in Bradenton on August 11) and Bergen (8 errors in regulation on June 18 versus Grand Rapids)



FUMBLE

FINGERS

I'm all thumbs.

There were 43 games this year (of the 1,231 played (one rain out)) when at least one player made three (3) or more errors. In three (3) of those games, a player made four (4) errors:

June 29 – Kid Speer, Pitcher, CL

August 11-Stuffy McInnis, 1B, LI

Sept 4 – John Hummel, Shortstop, SO



DoublePlay

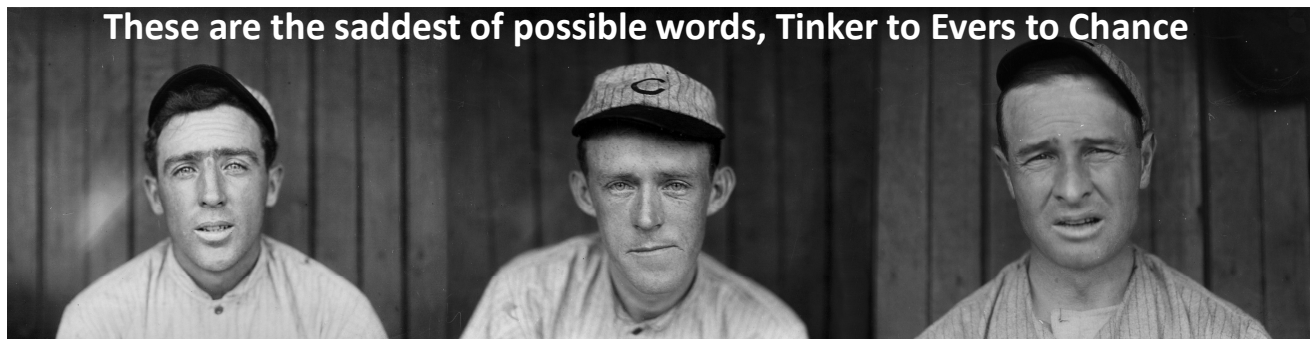
The image features the word "DoublePlay" in a bold, red, cursive-style font. The letters are thick and have a white outline. A dark blue shadow is cast behind the text, giving it a 3D appearance. Below the main text, there is a long, red, curved banner that tapers at both ends, also outlined in white and blue. The entire graphic is set against a plain white background.

five



Bergen (June 7 at Waukesha, 4-1 win) and the Cleveland Naps (June 10 vs Grand Rapids in a 15-5 victory) each turned five double plays in a game.

Shortstop Freddie Parent and 1Bman Tim Jordan were involved in all five for Bergen, as was Roy Hobbs, first baseman, for the Spiders.





**We had NO TRIPLE PLAYS
this season.**





The 30 players with the highest Batting Average

Rank	Name	Tm	Lg	AVG	PA
1	Cobb, T.	BU	TCBA	.383	671
2	Collins, E.	CL	TCBA	.380	661
3	Lajoie, N.	BR	TCBA	.342	510
4	Hoblitzell, D.	MI	TCBA	.336	584
5	Chase, H.	HP	TCBA	.326	522
6	Mitchell, M.	WA	TCBA	.316	617
7	Doyle, L.	SO	TCBA	.314	552
8	Lord, H.	HP	TCBA	.310	595
9	Crawford, S.	GW	TCBA	.308	676
10	Hartzell, R.	HP	TCBA	.308	658
11	Speaker, T.	PR	TCBA	.307	615
12	Hummel, J.	TU	TCBA	.306	593
13	Baker, H.	SO	TCBA	.304	579
14	Wagner, H.	WA	TCBA	.304	621
15	Dougherty, P.	ME	TCBA	.303	506
16	Moriarty, G.	BU	TCBA	.300	521
17	Ellis, R.	PR	TCBA	.297	636
18	Hofman, S.	TU	TCBA	.294	603
19	Bransfield, K.	CS	TCBA	.289	605
20	Bridwell, A.	CL	TCBA	.287	572
21	Gibson, G.	LT	TCBA	.280	563
22	Lennox, E.	TU	TCBA	.279	485
23	Egan, D.	MI	TCBA	.279	531
24	Bates, J.	GW	TCBA	.279	599
25	Clarke, F.	MI	TCBA	.278	692
26	Grant, E.	LT	TCBA	.274	684
27	Bush, D.	CS	TCBA	.274	704
28	Jones, T.	SO	TCBA	.274	517
29	Murray, R.	TU	TCBA	.273	627
30	Davis, H.	BR	TCBA	.271	603

The 30 players with the highest On Base Percentage

Rank	Name	Tm	Lg	OBP	PA
1	Collins, E.	CL	TCBA	.466	661
2	Cobb, T.	BU	TCBA	.437	671
3	Lajoie, N.	BR	TCBA	.398	510
4	Mitchell, M.	WA	TCBA	.397	617
5	Bush, D.	CS	TCBA	.396	704
6	Doyle, L.	SO	TCBA	.385	552
7	Wagner, H.	WA	TCBA	.384	621
8	Bridwell, A.	CL	TCBA	.377	572
9	Titus, J.	CS	TCBA	.376	661
10	Hoblitzell, D.	MI	TCBA	.374	584
11	Evans, S.	SO	TCBA	.366	582
12	Lennox, E.	TU	TCBA	.365	485
13	Chase, H.	HP	TCBA	.365	522
14	Ellis, R.	PR	TCBA	.363	636
15	Crawford, S.	GW	TCBA	.363	676
16	Clarke, F.	MI	TCBA	.363	692
17	Egan, D.	MI	TCBA	.360	531
18	Demmitt, R.	BE	TCBA	.358	518
19	Baker, H.	SO	TCBA	.357	579
20	Evers, J.	HH	TCBA	.354	480
21	Konetchy, E.	GW	TCBA	.353	669
22	Gibson, G.	LT	TCBA	.352	563
23	Hartzell, R.	HP	TCBA	.351	658
24	Davis, H.	BR	TCBA	.351	603
25	Speaker, T.	PR	TCBA	.347	615
26	Dougherty, P.	ME	TCBA	.347	506
27	Hofman, S.	TU	TCBA	.344	603
28	Magee, S.	BU	TCBA	.344	589
29	Bates, J.	GW	TCBA	.343	599
30	Steinfeldt, H.	CL	TCBA	.343	625

The 30 players with the highest Slugging Average

Rank	Name	Tm	Lg	SLG	PA
1	Cobb, T.	BU	TCBA	.540	671
2	Collins, E.	CL	TCBA	.481	661
3	Hoblitzell, D.	MI	TCBA	.462	584
4	Lajoie, N.	BR	TCBA	.461	510
5	Speaker, T.	PR	TCBA	.447	615
6	Baker, H.	SO	TCBA	.447	579
7	Doyle, L.	SO	TCBA	.441	552
8	Mitchell, M.	WA	TCBA	.440	617
9	Crawford, S.	GW	TCBA	.436	676
10	Wagner, H.	WA	TCBA	.423	621
11	Dougherty, P.	ME	TCBA	.419	506
12	Hummel, J.	TU	TCBA	.406	593
13	Chase, H.	HP	TCBA	.393	522
14	Magee, S.	BU	TCBA	.390	589
15	Tinker, J.	PR	TCBA	.385	553
16	Lennox, E.	TU	TCBA	.382	485
17	Davis, H.	BR	TCBA	.381	603
18	Wilson, C.	SO	TCBA	.367	608
19	Ellis, R.	PR	TCBA	.366	636
20	Hofman, S.	TU	TCBA	.365	603
21	Murphy, D.	PR	TCBA	.360	610
22	Murray, R.	TU	TCBA	.357	627
	Steinfeldt, H.	CL	TCBA	.357	625
24	Clarke, F.	MI	TCBA	.353	692
25	Lord, H.	HP	TCBA	.351	595
26	Demmitt, R.	BE	TCBA	.349	518
27	Bransfield, K.	CS	TCBA	.348	605
28	Hartzell, R.	HP	TCBA	.348	658
29	Bates, J.	GW	TCBA	.347	599
30	Moriarty, G.	BU	TCBA	.346	521

The 31 players with the most Runs Scored

Rank	Name	Tm	Lg	R	PA
1	Cobb, T.	BU	TCBA	122	671
2	Collins, E.	CL	TCBA	118	661
3	Wagner, H.	WA	TCBA	117	621
4	Bush, D.	CS	TCBA	109	704
5	Byrne, B.	PR	TCBA	107	692
6	Murray, R.	TU	TCBA	106	627
7	Evans, S.	SO	TCBA	104	582
8	Clarke, F.	MI	TCBA	99	692
9	Crawford, S.	GW	TCBA	97	676
10	Doyle, L.	SO	TCBA	96	552
	Mitchell, M.	WA	TCBA	96	617
12	Bates, J.	GW	TCBA	94	599
13	Hofman, S.	TU	TCBA	93	603
14	Speaker, T.	PR	TCBA	92	615
15	Devlin, A.	GW	TCBA	88	612
16	Ellis, R.	PR	TCBA	87	636
17	Baker, H.	SO	TCBA	86	579
	Sheckard, J.	HP	TCBA	86	660
19	Leach, T.	CS	TCBA	85	702
20	Murphy, D.	PR	TCBA	84	610
21	Hoblitzell, D.	MI	TCBA	82	584
	Lord, H.	HP	TCBA	82	595
23	Grant, E.	LT	TCBA	80	684
24	Bridwell, A.	CL	TCBA	79	572
	Burch, A.	LT	TCBA	79	686
26	Davis, H.	BR	TCBA	78	603
	Wilson, C.	SO	TCBA	78	608
	Hartzell, R.	HP	TCBA	78	658
29	Chase, H.	HP	TCBA	77	522

2 players tied at 76

The 30 players with the most Hits

Rank	Name	Tm	Lg	H	PA
1	Cobb, T.	BU	TCBA	229	671
2	Collins, E.	CL	TCBA	210	661
3	Crawford, S.	GW	TCBA	189	676
4	Hartzell, R.	HP	TCBA	187	658
5	Hoblitzell, D.	MI	TCBA	179	584
6	Lord, H.	HP	TCBA	175	595
7	Grant, E.	LT	TCBA	174	684
8	Speaker, T.	PR	TCBA	171	615
9	Mitchell, M.	WA	TCBA	169	617
10	Clarke, F.	MI	TCBA	167	692
11	Ellis, R.	PR	TCBA	166	636
12	Wagner, H.	WA	TCBA	163	621
13	Hummel, J.	TU	TCBA	162	593
14	Hofman, S.	TU	TCBA	159	603
15	Lajoie, N.	BR	TCBA	158	510
	Baker, H.	SO	TCBA	158	579
	Bransfield, K.	CS	TCBA	158	605
18	Chase, H.	HP	TCBA	157	522
19	Konetchy, E.	GW	TCBA	155	669
	Leach, T.	CS	TCBA	155	702
	Bush, D.	CS	TCBA	155	704
22	Burch, A.	LT	TCBA	154	686
23	Doyle, L.	SO	TCBA	153	552
	Murray, R.	TU	TCBA	153	627
25	Wilson, C.	SO	TCBA	149	608
26	Bates, J.	GW	TCBA	146	599
	Murphy, D.	PR	TCBA	146	610
28	Moriarty, G.	BU	TCBA	145	521
	McConnell, A.	BU	TCBA	145	612
30	Steinfeldt, H.	CL	TCBA	144	625

The 31 players with the most Runs Batted In

Rank	Name	Tm	Lg	RBI	PA
1	Baker, H.	SO	TCBA	111	579
2	Wilson, C.	SO	TCBA	106	608
3	Crawford, S.	GW	TCBA	104	676
4	Steinfeldt, H.	CL	TCBA	100	625
5	Konetchy, E.	GW	TCBA	99	669
6	Speaker, T.	PR	TCBA	96	615
7	Collins, E.	CL	TCBA	88	661
8	Hoblitzell, D.	MI	TCBA	83	584
9	Doyle, L.	SO	TCBA	82	552
	Hummel, J.	TU	TCBA	82	593
	Schulte, W.	HP	TCBA	82	597
12	Chase, H.	HP	TCBA	80	522
	Davis, H.	BR	TCBA	80	603
	Cobb, T.	BU	TCBA	80	671
15	Tinker, J.	PR	TCBA	79	553
16	Mitchell, M.	WA	TCBA	77	617
	Ellis, R.	PR	TCBA	77	636
18	Raftery, T.	BE	TCBA	75	619
19	Burch, A.	LT	TCBA	74	686
20	Miller, D.	MI	TCBA	72	585
	Magee, S.	BU	TCBA	72	589
	Stovall, G.	PR	TCBA	72	612
23	Lajoie, N.	BR	TCBA	71	510
	Gibson, G.	LT	TCBA	71	563
	Hartzell, R.	HP	TCBA	71	658
26	Niles, H.	WA	TCBA	70	533
	Hobbs, R.	CL	TCBA	70	610
28	Titus, J.	CS	TCBA	69	661

3 players tied at 67

The 32 players with the most Doubles

Rank	Name	Tm	Lg	2B	PA
1	Cobb, T.	BU	TCBA	48	671
2	Wagner, H.	WA	TCBA	46	621
3	Lajoie, N.	BR	TCBA	45	510
4	Crawford, S.	GW	TCBA	42	676
5	Magee, S.	BU	TCBA	40	589
6	Dougherty, P.	ME	TCBA	36	506
	Baker, H.	SO	TCBA	36	579
8	Leach, T.	CS	TCBA	35	702
9	Raferty, T.	BE	TCBA	34	619
10	Steinfeldt, H.	CL	TCBA	30	625
11	Devlin, A.	GW	TCBA	29	612
	Sheckard, J.	HP	TCBA	29	660
13	McCormick, M.	ME	TCBA	28	439
	Tinker, J.	PR	TCBA	28	553
15	Titus, J.	CS	TCBA	27	661
16	Gibson, G.	LT	TCBA	26	563
	Bates, J.	GW	TCBA	26	599
	Hofman, S.	TU	TCBA	26	603
	Speaker, T.	PR	TCBA	26	615
	Collins, E.	CL	TCBA	26	661
21	Lyon, D.	HH	TCBA	24	527
	Abstein, B.	TU	TCBA	24	551
23	Lennox, E.	TU	TCBA	23	485
	Hinchman, B.	CL	TCBA	23	498
	Wood, W.	BR	TCBA	23	572
	Murphy, D.	PR	TCBA	23	610
	Sweeney, B.	LI	TCBA	23	614

5 players tied at 22

The 37 players with the most Triples

Rank	Name	Tm	Lg	3B	PA
1	Mitchell, M.	WA	TCBA	19	617
2	Doolan, M.	LT	TCBA	16	577
	Baker, H.	SO	TCBA	16	579
4	Magee, S.	BU	TCBA	15	589
	Davis, H.	BR	TCBA	15	603
	Crawford, S.	GW	TCBA	15	676
7	Miller, D.	MI	TCBA	14	585
8	Tinker, J.	PR	TCBA	12	553
	Raferty, T.	BE	TCBA	12	619
	Clarke, F.	MI	TCBA	12	692
11	Heitmuller, H.	TU	TCBA	11	260
	Stahl, J.	WA	TCBA	11	455
	Hinchman, B.	CL	TCBA	11	498
	Wilson, C.	SO	TCBA	11	608
	Murray, R.	TU	TCBA	11	627
	Cobb, T.	BU	TCBA	11	671
17	Murphy, D.	PR	TCBA	10	610
18	Knight, J.	ME	TCBA	9	437
	Oldring, R.	CL	TCBA	9	454
	Dougherty, P.	ME	TCBA	9	506
	Lobert, H.	HH	TCBA	9	578
	Hoblitzell, D.	MI	TCBA	9	584
	McConnell, A.	BU	TCBA	9	612
	Wagner, H.	WA	TCBA	9	621
	Ellis, R.	PR	TCBA	9	636
	Collins, E.	CL	TCBA	9	661
	Leach, T.	CS	TCBA	9	702

10 players tied at 8

The 30 players with the most Home Runs

Rank	Name	Tm	Lg	HR	PA
1	Speaker, T.	PR	TCBA	12	615
2	Hoblitzell, D.	MI	TCBA	9	584
	Meade, L.	BE	TCBA	9	599
4	Doyle, L.	SO	TCBA	8	552
	Cobb, T.	BU	TCBA	8	671
6	Hobbs, R.	CL	TCBA	7	610
7	McInnis, S.	LI	TCBA	6	311
	Hummel, J.	TU	TCBA	6	593
9	Becker, B.	SO	TCBA	5	544
	Wood, W.	BR	TCBA	5	572
	Wilson, C.	SO	TCBA	5	608
	Murray, R.	TU	TCBA	5	627
13	McLean, L.	TU	TCBA	4	330
	Stahl, J.	WA	TCBA	4	455
	Tinker, J.	PR	TCBA	4	553
	Schulte, W.	HP	TCBA	4	597
	Murphy, D.	PR	TCBA	4	610
	Collins, E.	CL	TCBA	4	661
19	Katon, N.	BU	TCBA	3	214
	Lord, B.	TU	TCBA	3	310
	McEneaney, J.	LI	TCBA	3	328
	Cree, B.	HH	TCBA	3	352
	McCormick, M.	ME	TCBA	3	439
	Tenney, F.	LT	TCBA	3	451
	Hoffman, D.	LT	TCBA	3	466
	Lennox, E.	TU	TCBA	3	485
	Demmitt, R.	BE	TCBA	3	518
	Engle, C.	HH	TCBA	3	520
	Chase, H.	HP	TCBA	3	522
	Mitchell, M.	WA	TCBA	3	617

The 30 players with the most Walks

Rank	Name	Tm	Lg	BB	PA
1	Bush, D.	CS	TCBA	110	704
2	Collins, E.	CL	TCBA	84	661
3	Titus, J.	CS	TCBA	81	661
4	Clarke, F.	MI	TCBA	80	692
5	Konetchy, E.	GW	TCBA	79	669
6	Byrne, B.	PR	TCBA	76	692
7	Mitchell, M.	WA	TCBA	73	617
8	Wagner, H.	WA	TCBA	72	621
9	Bridwell, A.	CL	TCBA	69	572
10	Evans, S.	SO	TCBA	68	582
	Leach, T.	CS	TCBA	68	702
12	McIntyre, M.	CS	TCBA	67	570
	Raftery, T.	BE	TCBA	67	619
14	Sheckard, J.	HP	TCBA	66	660
15	Hahn, E.	HH	TCBA	65	608
16	Jordan, T.	BE	TCBA	64	379
17	Evers, J.	HH	TCBA	63	480
18	Ellis, R.	PR	TCBA	62	636
	Burch, A.	LT	TCBA	62	686
20	Demmitt, R.	BE	TCBA	61	518
	Davis, H.	BR	TCBA	61	603
	Steinfeldt, H.	CL	TCBA	61	625
23	Hoffman, D.	LT	TCBA	59	466
	Barbeau, J.	BE	TCBA	59	623
	Cobb, T.	BU	TCBA	59	671
26	Lennox, E.	TU	TCBA	58	485
	Engle, C.	HH	TCBA	58	520
	Lobert, H.	HH	TCBA	58	578
29	Bescher, B.	CL	TCBA	57	484
	Egan, D.	MI	TCBA	57	531

The 32 players with the most Hit By Pitch

Rank	Name	Tm	Lg	HBP	PA
1	Evans, S.	SO	TCBA	23	582
2	Titus, J.	CS	TCBA	21	661
3	Lobert, H.	HH	TCBA	20	578
4	Barry, J.	ME	TCBA	18	525
5	Magee, S.	BU	TCBA	17	589
6	Oldring, R.	CL	TCBA	16	454
7	Gessler, D.	MI	TCBA	15	472
	Jones, T.	SO	TCBA	15	517
	Byrne, B.	PR	TCBA	15	692
10	Knabe, O.	GW	TCBA	14	423
	Hoffman, D.	LT	TCBA	14	466
12	Stahl, J.	WA	TCBA	13	455
13	Sullivan, B.	HP	TCBA	12	287
	Keeler, W.	LT	TCBA	12	364
	Elberfeld, K.	BR	TCBA	12	424
	Hinchman, B.	CL	TCBA	12	498
	Niles, H.	WA	TCBA	12	533
18	Altizer, D.	WA	TCBA	11	295
	Collins, E.	CL	TCBA	11	661
20	Roth, F.	BE	TCBA	10	354
	Bescher, B.	CL	TCBA	10	484
	Baker, H.	SO	TCBA	10	579
	Devlin, A.	GW	TCBA	10	612
24	Howard, D.	ME	TCBA	9	246
	Stephens, J.	MI	TCBA	9	437
26	Starr, C.	CS	TCBA	8	315
	Lajoie, N.	BR	TCBA	8	510
	Davis, H.	BR	TCBA	8	603

4 players tied at 7

The 31 players with the most Stolen Bases

Rank	Name	Tm	Lg	SB	ASB
1	Collins, E.	CL	TCBA	68	92
2	Bescher, B.	CL	TCBA	66	85
3	Mitchell, M.	WA	TCBA	57	76
4	Moriarty, G.	BU	TCBA	55	65
	Bush, D.	CS	TCBA	55	69
	Lord, H.	HP	TCBA	55	71
7	Parent, F.	BE	TCBA	49	60
	Murray, R.	TU	TCBA	49	62
9	Cobb, T.	BU	TCBA	45	66
10	Speaker, T.	PR	TCBA	44	59
11	Chase, H.	HP	TCBA	42	53
	Lobert, H.	HH	TCBA	42	53
13	Barbeau, J.	BE	TCBA	39	50
14	Burch, A.	LT	TCBA	38	51
	Byrne, B.	PR	TCBA	38	52
16	Chance, F.	ME	TCBA	36	39
	Dougherty, P.	ME	TCBA	36	48
18	Tinker, J.	PR	TCBA	35	50
19	Austin, J.	WA	TCBA	34	50
20	Bates, J.	GW	TCBA	33	39
21	Hoffman, D.	LT	TCBA	32	42
	Magee, S.	BU	TCBA	32	43
	McConnell, A.	BU	TCBA	32	44
24	Niles, H.	WA	TCBA	31	36
25	Crawford, S.	GW	TCBA	30	36
	Wagner, H.	WA	TCBA	30	45
27	Davis, H.	BR	TCBA	29	34
	Elberfeld, K.	BR	TCBA	29	38

3 players tied at 28

The 34 players with the most Sacrifice Hits

Rank	Name	Tm	Lg	SH	PA
1	Bransfield, K.	CS	TCBA	27	605
2	Purtell, B.	CS	TCBA	22	423
	Bates, J.	GW	TCBA	22	599
	Leach, T.	CS	TCBA	22	702
5	Williams, J.	ME	TCBA	20	477
	Tannehill, L.	ME	TCBA	20	531
7	McConnell, G.	LI	TCBA	19	301
	Hummel, J.	TU	TCBA	19	593
	McBride, G.	BU	TCBA	19	602
	Bush, D.	CS	TCBA	19	704
11	Steinfeldt, H.	CL	TCBA	18	625
12	Huggins, M.	WA	TCBA	17	374
	Barbeau, J.	BE	TCBA	17	623
14	Titus, J.	CS	TCBA	16	661
15	Starr, C.	CS	TCBA	15	315
	Storke, A.	GW	TCBA	15	338
	Shean, D.	HP	TCBA	15	450
	Niles, H.	WA	TCBA	15	533
19	Osteen, C.	HH	TCBA	14	364
	Downey, T.	SO	TCBA	14	372
	Elberfeld, K.	BR	TCBA	14	424
	Murphy, D.	PR	TCBA	14	610
	Byrne, B.	PR	TCBA	14	692
24	Thomas, I.	PR	TCBA	13	328
	Austin, J.	WA	TCBA	13	521
	Barry, J.	ME	TCBA	13	525
	McIntyre, M.	CS	TCBA	13	570

7 players tied at 12

The 34 players with the most Sacrifice Flies

Rank	Name	Tm	Lg	SF	PA
1	Wood, W.	BR	TCBA	13	572
2	Oldring, R.	CL	TCBA	12	454
	Wilson, C.	SO	TCBA	12	608
4	Hummel, J.	TU	TCBA	11	593
	Speaker, T.	PR	TCBA	11	615
	Steinfeldt, H.	CL	TCBA	11	625
	Ellis, R.	PR	TCBA	11	636
8	Davis, H.	BR	TCBA	10	603
9	McLean, L.	TU	TCBA	9	330
	Merkle, F.	BU	TCBA	9	606
11	Barry, J.	ME	TCBA	8	525
	Hoblitzell, D.	MI	TCBA	8	584
	Lord, H.	HP	TCBA	8	595
	Hofman, S.	TU	TCBA	8	603
15	Wallace, B.	HP	TCBA	7	373
	Lennox, E.	TU	TCBA	7	485
	Chase, H.	HP	TCBA	7	522
	Baker, H.	SO	TCBA	7	579
	Collins, E.	CL	TCBA	7	661

15 players tied at 6

Woody Wood leads in SF

The 440 players with the most Awarded First on Interference

Rank	Name	Tm	Lg	AFOE	PA
1	Bell, G.	GW	TCBA	1	87
	Bender, C.	BU	TCBA	1	115
	Moriarty, B.	MI	TCBA	1	121
	Howard, D.	ME	TCBA	1	246
	Lord, B.	TU	TCBA	1	310
	Roth, F.	BE	TCBA	1	354
	Clymer, O.	BE	TCBA	1	382
	Stahl, J.	WA	TCBA	1	455
	Dougherty, P.	ME	TCBA	1	506
	Lyon, D.	HH	TCBA	1	527
	Doyle, L.	SO	TCBA	1	552
	Tinker, J.	PR	TCBA	1	553
	Criger, L.	BU	TCBA	1	565
	Wagner, H.	WA	TCBA	1	621
	Ellis, R.	PR	TCBA	1	636
	Titus, J.	CS	TCBA	1	661
	Grant, E.	LT	TCBA	1	684
	Clarke, F.	MI	TCBA	1	692

422 players tied at 0

The 30 players with the most Total Bases

Rank	Name	Tm	Lg	TB	PA
1	Cobb, T.	BU	TCBA	323	671
2	Crawford, S.	GW	TCBA	267	676
3	Collins, E.	CL	TCBA	266	661
4	Speaker, T.	PR	TCBA	249	615
5	Hoblitzell, D.	MI	TCBA	246	584
6	Mitchell, M.	WA	TCBA	235	617
7	Baker, H.	SO	TCBA	232	579
8	Wagner, H.	WA	TCBA	227	621
9	Doyle, L.	SO	TCBA	215	552
	Hummel, J.	TU	TCBA	215	593
11	Lajoie, N.	BR	TCBA	213	510
12	Clarke, F.	MI	TCBA	212	692
13	Hartzell, R.	HP	TCBA	211	658
14	Leach, T.	CS	TCBA	208	702
15	Wilson, C.	SO	TCBA	206	608
16	Ellis, R.	PR	TCBA	204	636
17	Grant, E.	LT	TCBA	202	684
18	Murphy, D.	PR	TCBA	201	610
19	Murray, R.	TU	TCBA	200	627
20	Tinker, J.	PR	TCBA	199	553
21	Lord, H.	HP	TCBA	198	595
	Davis, H.	BR	TCBA	198	603
23	Magee, S.	BU	TCBA	197	589
	Hofman, S.	TU	TCBA	197	603
25	Dougherty, P.	ME	TCBA	195	506
26	Bransfield, K.	CS	TCBA	190	605
	Steinfeldt, H.	CL	TCBA	190	625
28	Chase, H.	HP	TCBA	189	522
29	Konetchy, E.	GW	TCBA	188	669
30	Miller, D.	MI	TCBA	187	585

The 30 players with the highest On Base Plus Slugging

Rank	Name	Tm	Lg	OPS	PA
1	Cobb, T.	BU	TCBA	.978	671
2	Collins, E.	CL	TCBA	.947	661
3	Lajoie, N.	BR	TCBA	.859	510
4	Mitchell, M.	WA	TCBA	.837	617
5	Hoblitzell, D.	MI	TCBA	.835	584
6	Doyle, L.	SO	TCBA	.825	552
7	Wagner, H.	WA	TCBA	.807	621
8	Baker, H.	SO	TCBA	.804	579
9	Crawford, S.	GW	TCBA	.799	676
10	Speaker, T.	PR	TCBA	.794	615
11	Dougherty, P.	ME	TCBA	.766	506
12	Chase, H.	HP	TCBA	.758	522
13	Hummel, J.	TU	TCBA	.748	593
14	Lennox, E.	TU	TCBA	.747	485
15	Magee, S.	BU	TCBA	.734	589
16	Davis, H.	BR	TCBA	.731	603
17	Ellis, R.	PR	TCBA	.729	636
18	Clarke, F.	MI	TCBA	.716	692
19	Titus, J.	CS	TCBA	.712	661
20	Hofman, S.	TU	TCBA	.709	603
21	Bridwell, A.	CL	TCBA	.709	572
22	Demmitt, R.	BE	TCBA	.707	518
23	Bush, D.	CS	TCBA	.705	704
24	Steinfeldt, H.	CL	TCBA	.700	625
25	Hartzell, R.	HP	TCBA	.698	658
26	Murray, R.	TU	TCBA	.695	627
27	Evers, J.	HH	TCBA	.694	480
28	Gibson, G.	LT	TCBA	.692	563
29	Bates, J.	GW	TCBA	.690	599
30	Lord, H.	HP	TCBA	.682	595

The 43 players with the longest Hitting Streak Season

Rank	Name	Tm	Lg	G	PA
1	Collins, E.	CL	TCBA	25	661
2	Wagner, H.	WA	TCBA	20	621
3	Parent, F.	BE	TCBA	17	557
	Hoblitzell, D.	MI	TCBA	17	584
	Mitchell, M.	WA	TCBA	17	617
	Ellis, R.	PR	TCBA	17	636
7	McConnell, A.	BU	TCBA	15	612
8	Tinker, J.	PR	TCBA	14	553
9	Moriarty, G.	BU	TCBA	13	521
	Doyle, L.	SO	TCBA	13	552
	Speaker, T.	PR	TCBA	13	615
	Grant, E.	LT	TCBA	13	684
13	Egan, D.	MI	TCBA	12	531
	Miller, D.	MI	TCBA	12	585
	Steinfeldt, H.	CL	TCBA	12	625
	Cobb, T.	BU	TCBA	12	671
	Crawford, S.	GW	TCBA	12	676
	Clarke, F.	MI	TCBA	12	692
19	Carrigan, B.	CS	TCBA	11	316
	Shean, D.	HP	TCBA	11	450
	Doooin, R.	SO	TCBA	11	452
	Lajoie, N.	BR	TCBA	11	510
	Abstein, B.	TU	TCBA	11	551
	Bates, J.	GW	TCBA	11	599
	Hartzell, R.	HP	TCBA	11	658
	Burch, A.	LT	TCBA	11	686
	Byrne, B.	PR	TCBA	11	692

16 players tied at 10

Pitchers



The 31 players with the most Wins

Rank	Name	Tm	Lg	W	L
1	Overall, O.	BR	TCBA	27	7
2	Mathewson, C.	CL	TCBA	26	8
3	Camnitz, H.	BR	TCBA	24	12
4	McQuillan, G.	PR	TCBA	23	8
	Bender, C.	BU	TCBA	23	10
	Rucker, N.	LT	TCBA	23	10
	Smith, F.	LT	TCBA	23	13
	Willis, V.	BR	TCBA	23	14
	Brown, T.	BE	TCBA	23	15
10	Morgan, C.	CS	TCBA	22	16
11	Reulbach, E.	MI	TCBA	21	11
	Fromme, A.	PR	TCBA	21	13
13	Krause, H.	HP	TCBA	20	7
	Walsh, E.	CS	TCBA	20	8
	Plank, E.	TU	TCBA	20	11
16	Joss, A.	WA	TCBA	19	9
	Young, C.	TU	TCBA	19	17
18	Waddell, R.	PR	TCBA	18	11
	Powell, J.	MI	TCBA	18	13
	Mullin, G.	SO	TCBA	18	15
21	Lake, J.	LT	TCBA	17	6
	Willett, E.	SO	TCBA	17	14
	Raymond, B.	BU	TCBA	17	18
24	Ewing, B.	HP	TCBA	16	7
	Berger, H.	GW	TCBA	16	10
	Gaspar, H.	CS	TCBA	16	11

5 players tied at 15

The 30 players with the lowest Earned Run Average

Rank	Name	Tm	Lg	ERA	IP
1	Overall, O.	BR	TCBA	1.12	322.0
2	Krause, H.	HP	TCBA	1.32	231.0
3	Bender, C.	BU	TCBA	1.34	294.2
4	Mathewson, C.	CL	TCBA	1.37	314.2
5	Walsh, E.	CS	TCBA	1.50	258.0
6	Brown, T.	BE	TCBA	1.54	363.1
7	Powell, J.	MI	TCBA	1.60	264.1
8	Smith, F.	LT	TCBA	1.72	341.0
9	McQuillan, G.	PR	TCBA	1.80	280.0
10	Reulbach, E.	MI	TCBA	1.89	291.0
11	Joss, A.	WA	TCBA	1.92	262.2
12	Summers, E.	BE	TCBA	1.95	300.2
13	Young, C.	TU	TCBA	1.95	318.2
14	Maddox, N.	CS	TCBA	1.98	214.0
15	Camnitz, H.	BR	TCBA	2.01	304.1
16	Leifield, L.	WA	TCBA	2.05	224.1
17	Moore, E.	HH	TCBA	2.06	288.1
18	Moren, L.	ME	TCBA	2.06	279.0
19	Cicotte, E.	GW	TCBA	2.06	170.0
20	Plank, E.	TU	TCBA	2.14	289.2
21	Corridon, F.	PR	TCBA	2.15	188.2
22	Gaspar, H.	CS	TCBA	2.16	253.2
23	Mullin, G.	SO	TCBA	2.20	278.1
24	Fromme, A.	PR	TCBA	2.29	298.2
25	Rucker, N.	LT	TCBA	2.34	304.1
26	Morgan, C.	CS	TCBA	2.34	326.2
27	Wiltse, H.	BE	TCBA	2.34	276.2
28	Pfiester, J.	CL	TCBA	2.34	222.2
29	Lake, J.	LT	TCBA	2.35	241.0
30	Willis, V.	BR	TCBA	2.37	295.2

The 30 players with the most Strikeouts

Rank	Name	Tm	Lg	SO	IP
1	Rucker, N.	LT	TCBA	272	304.1
2	Brown, T.	BE	TCBA	242	363.1
3	Overall, O.	BR	TCBA	238	322.0
4	Ames, R.	HH	TCBA	205	242.2
5	Bender, C.	BU	TCBA	186	294.2
6	Moore, E.	HH	TCBA	182	288.1
7	Mathewson, C.	CL	TCBA	181	314.2
8	Smith, F.	LT	TCBA	172	341.0
9	Waddell, R.	PR	TCBA	164	253.2
10	Fromme, A.	PR	TCBA	160	298.2
11	Camnitz, H.	BR	TCBA	154	304.1
12	Moren, L.	ME	TCBA	150	279.0
13	Mullin, G.	SO	TCBA	149	278.1
14	Johnson, W.	TU	TCBA	145	281.1
15	Raymond, B.	BU	TCBA	143	308.0
16	Berger, H.	GW	TCBA	140	231.2
	Reulbach, E.	MI	TCBA	140	291.0
18	McQuillan, G.	PR	TCBA	139	280.0
	Plank, E.	TU	TCBA	139	289.2
20	Scott, J.	ME	TCBA	130	244.1
21	Bell, G.	GW	TCBA	127	224.2
22	Krause, H.	HP	TCBA	126	231.0
23	Ewing, B.	HP	TCBA	125	241.2
24	Wiltse, H.	BE	TCBA	121	276.2
25	Groom, B.	SO	TCBA	119	207.2
	Pfiester, J.	CL	TCBA	119	222.2
27	Walsh, E.	CS	TCBA	118	258.0
28	Lake, J.	LT	TCBA	116	241.0
29	Marquard, R.	BU	TCBA	113	122.2
	McIntire, H.	ME	TCBA	113	197.1

The 31 players with the most Games Started

Rank	Name	Tm	Lg	GS	IP-s
1	Brown, T.	BE	TCBA	41	347.0
2	Young, C.	TU	TCBA	40	318.2
3	Raymond, B.	BU	TCBA	39	305.0
4	Smith, F.	LT	TCBA	38	333.1
	Summers, E.	BE	TCBA	38	300.2
	Camnitz, H.	BR	TCBA	38	296.1
	Johnson, W.	TU	TCBA	38	272.2
	Mullin, G.	SO	TCBA	38	269.0
9	Overall, O.	BR	TCBA	37	313.2
	Willis, V.	BR	TCBA	37	288.2
	Willett, E.	SO	TCBA	37	246.1
12	Plank, E.	TU	TCBA	36	285.0
13	Mathewson, C.	CL	TCBA	35	309.2
	Rucker, N.	LT	TCBA	35	296.1
	Fromme, A.	PR	TCBA	35	296.0
	Reulbach, E.	MI	TCBA	35	289.2
	Wiltse, H.	BE	TCBA	35	273.2
18	Morgan, C.	CS	TCBA	34	306.2
19	Powell, J.	MI	TCBA	33	262.1
20	Bender, C.	BU	TCBA	32	279.0
	Moore, E.	HH	TCBA	32	273.1
	Moren, L.	ME	TCBA	32	268.0
	Waddell, R.	PR	TCBA	32	253.2
24	McQuillan, G.	PR	TCBA	31	275.2
	Scott, J.	ME	TCBA	31	243.2
	Ewing, B.	HP	TCBA	31	237.2
27	Lake, J.	LT	TCBA	30	238.1
	Wright, L.	LI	TCBA	30	200.2

3 players tied at 29

The 34 players with the most Complete Games

Rank	Name	Tm	Lg	CG	GS
1	Morgan, C.	CS	TCBA	30	34
	Mathewson, C.	CL	TCBA	30	35
3	McQuillan, G.	PR	TCBA	26	31
4	Walsh, E.	CS	TCBA	25	29
	Bender, C.	BU	TCBA	25	32
	Smith, F.	LT	TCBA	25	38
7	Raymond, B.	BU	TCBA	24	39
	Brown, T.	BE	TCBA	24	41
9	Joss, A.	WA	TCBA	23	29
	Moore, E.	HH	TCBA	23	32
	Rucker, N.	LT	TCBA	23	35
	Overall, O.	BR	TCBA	23	37
13	Gaspar, H.	CS	TCBA	22	27
	Fromme, A.	PR	TCBA	22	35
	Reulbach, E.	MI	TCBA	22	35
16	Maddox, N.	CS	TCBA	21	25
	Moren, L.	ME	TCBA	21	32
18	Ames, R.	HH	TCBA	20	28
	Waddell, R.	PR	TCBA	20	32
20	Wiltse, H.	BE	TCBA	19	35
	Plank, E.	TU	TCBA	19	36
	Summers, E.	BE	TCBA	19	38
	Young, C.	TU	TCBA	19	40
24	White, D.	LI	TCBA	18	21
25	Bell, G.	GW	TCBA	17	28
	Scott, J.	ME	TCBA	17	31

8 players tied at 16

The 34 players with the most Shutouts

Rank	Name	Tm	Lg	SHO	GS
1	Overall, O.	BR	TCBA	9	37
2	McQuillan, G.	PR	TCBA	8	31
3	Bender, C.	BU	TCBA	7	32
	Fromme, A.	PR	TCBA	7	35
	Mathewson, C.	CL	TCBA	7	35
	Summers, E.	BE	TCBA	7	38
7	Ewing, B.	HP	TCBA	6	31
	Moren, L.	ME	TCBA	6	32
	Powell, J.	MI	TCBA	6	33
	Raymond, B.	BU	TCBA	6	39
	Brown, T.	BE	TCBA	6	41
12	Maddox, N.	CS	TCBA	5	25
	Bell, G.	GW	TCBA	5	28
	Plank, E.	TU	TCBA	5	36
	Camnitz, H.	BR	TCBA	5	38
	Young, C.	TU	TCBA	5	40
17	Mattern, A.	LT	TCBA	4	14
	Killian, E.	GW	TCBA	4	24
	Burns, B.	TU	TCBA	4	25
	Joss, A.	WA	TCBA	4	29
	Walsh, E.	CS	TCBA	4	29
	Lake, J.	LT	TCBA	4	30
	Scott, J.	ME	TCBA	4	31
	Waddell, R.	PR	TCBA	4	32
	Morgan, C.	CS	TCBA	4	34
	Reulbach, E.	MI	TCBA	4	35
	Rucker, N.	LT	TCBA	4	35
	Mullin, G.	SO	TCBA	4	38
	Smith, F.	LT	TCBA	4	38

5 players tied at 3

The 30 players with the most Innings Pitched

Rank	Name	Tm	Lg	IP	G
1	Brown, T.	BE	TCBA	363.1	47
2	Smith, F.	LT	TCBA	341.0	44
3	Morgan, C.	CS	TCBA	326.2	44
4	Overall, O.	BR	TCBA	322.0	43
5	Young, C.	TU	TCBA	318.2	40
6	Mathewson, C.	CL	TCBA	314.2	38
7	Raymond, B.	BU	TCBA	308.0	42
8	Rucker, N.	LT	TCBA	304.1	39
	Camnitz, H.	BR	TCBA	304.1	43
10	Summers, E.	BE	TCBA	300.2	38
11	Fromme, A.	PR	TCBA	298.2	37
12	Willis, V.	BR	TCBA	295.2	42
13	Bender, C.	BU	TCBA	294.2	37
14	Reulbach, E.	MI	TCBA	291.0	37
15	Plank, E.	TU	TCBA	289.2	38
16	Moore, E.	HH	TCBA	288.1	39
17	Johnson, W.	TU	TCBA	281.1	44
18	McQuillan, G.	PR	TCBA	280.0	36
19	Moren, L.	ME	TCBA	279.0	36
20	Mullin, G.	SO	TCBA	278.1	44
21	Wiltse, H.	BE	TCBA	276.2	37
22	Powell, J.	MI	TCBA	264.1	35
23	Joss, A.	WA	TCBA	262.2	35
24	Walsh, E.	CS	TCBA	258.0	31
25	Willett, E.	SO	TCBA	255.0	45
26	Waddell, R.	PR	TCBA	253.2	32
	Gaspar, H.	CS	TCBA	253.2	36
28	Scott, J.	ME	TCBA	244.1	32
29	Arellanes, F.	BE	TCBA	244.0	44
30	Ames, R.	HH	TCBA	242.2	32

The 30 players with the lowest Walks Per 9 Innings

Rank	Name	Tm	Lg	BB/9	IP
1	Phillippe, D.	BR	TCBA	.9	113.0
2	Mathewson, C.	CL	TCBA	1.3	314.2
3	Joss, A.	WA	TCBA	1.4	262.2
4	Maddox, N.	CS	TCBA	1.5	214.0
5	Speer, K.	CL	TCBA	1.6	119.2
6	Suggs, G.	ME	TCBA	1.6	56.1
7	McQuillan, G.	PR	TCBA	1.6	280.0
8	Olmstead, F.	HP	TCBA	1.6	60.0
9	Brown, T.	BE	TCBA	1.7	363.1
10	Sparks, T.	SO	TCBA	1.7	121.2
11	Higgins, E.	LI	TCBA	1.8	171.0
12	Campbell, B.	WA	TCBA	1.9	174.1
13	Leever, S.	MI	TCBA	1.9	80.2
14	Smith, C.	HP	TCBA	1.9	149.2
15	Hughes, L.	PR	TCBA	2.0	115.1
16	Gaspar, H.	CS	TCBA	2.0	253.2
17	Summers, E.	BE	TCBA	2.0	300.2
18	Stremmel, P.	LI	TCBA	2.0	58.1
19	Bender, C.	BU	TCBA	2.0	294.2
20	Suter, R.	MI	TCBA	2.0	98.0
21	Berger, H.	GW	TCBA	2.1	231.2
22	Leifield, L.	WA	TCBA	2.1	224.1
23	Mattern, A.	LT	TCBA	2.1	128.1
24	Hughes, T.	CL	TCBA	2.1	135.1
25	Arellanes, F.	BE	TCBA	2.2	244.0
26	Sallee, S.	HP	TCBA	2.2	231.1
27	Powell, J.	MI	TCBA	2.2	264.1
28	Owen, F.	LI	TCBA	2.2	74.1
29	Krause, H.	HP	TCBA	2.2	231.0
30	Burns, B.	TU	TCBA	2.2	222.0

The 30 players with the highest Strikeouts Per 9 Innings

Rank	Name	Tm	Lg	SO/9	IP
1	Marquard, R.	BU	TCBA	8.3	122.2
2	Rucker, N.	LT	TCBA	8.0	304.1
3	Lafitte, E.	LI	TCBA	7.6	61.1
4	Ames, R.	HH	TCBA	7.6	242.2
5	Steele, E.	ME	TCBA	6.7	71.2
6	Overall, O.	BR	TCBA	6.7	322.0
7	Suter, R.	MI	TCBA	6.5	98.0
8	Dygart, J.	MI	TCBA	6.5	141.1
9	Vickers, R.	LI	TCBA	6.2	65.1
10	Adams, B.	ME	TCBA	6.0	136.1
11	Brown, T.	BE	TCBA	6.0	363.1
12	Waddell, R.	PR	TCBA	5.8	253.2
13	Suggs, G.	ME	TCBA	5.8	56.1
14	Collins, R.	BU	TCBA	5.7	77.1
15	Bender, C.	BU	TCBA	5.7	294.2
16	Moore, E.	HH	TCBA	5.7	288.1
17	White, K.	HH	TCBA	5.7	141.0
18	Bailey, B.	LT	TCBA	5.5	133.1
19	Berger, H.	GW	TCBA	5.4	231.2
20	Hughes, T.	CL	TCBA	5.4	135.1
21	Scanlan, D.	HP	TCBA	5.4	127.1
22	Ferguson, G.	WA	TCBA	5.4	112.1
23	Howell, H.	BE	TCBA	5.3	86.1
24	Rhodes, C.	CS	TCBA	5.2	91.1
25	Coveleski, H.	CL	TCBA	5.2	149.1
26	Higginbotham, I.	ME	TCBA	5.2	99.0
27	Mathewson, C.	CL	TCBA	5.2	314.2
28	Groom, B.	SO	TCBA	5.2	207.2
29	McIntire, H.	ME	TCBA	5.2	197.1
30	Bell, G.	GW	TCBA	5.1	224.2

The 30 players with the highest Strikeouts to Walks

Rank	Name	Tm	Lg	SO/BB	IP
1	Brown, T.	BE	TCBA	3.6	363.1
2	Mathewson, C.	CL	TCBA	3.5	314.2
3	Suter, R.	MI	TCBA	3.2	98.0
4	Phillippe, D.	BR	TCBA	3.0	113.0
	Suggs, G.	ME	TCBA	3.0	56.1
6	Bender, C.	BU	TCBA	2.8	294.2
7	Rucker, N.	LT	TCBA	2.7	304.1
8	Lafitte, E.	LI	TCBA	2.7	61.1
9	Overall, O.	BR	TCBA	2.6	322.0
10	Berger, H.	GW	TCBA	2.6	231.2
11	McQuillan, G.	PR	TCBA	2.6	280.0
12	Adams, B.	ME	TCBA	2.5	136.1
13	Steele, E.	ME	TCBA	2.5	71.2
14	Hughes, T.	CL	TCBA	2.5	135.1
15	Waddell, R.	PR	TCBA	2.4	253.2
16	Marquard, R.	BU	TCBA	2.4	122.2
17	Collins, R.	BU	TCBA	2.3	77.1
18	Howell, H.	BE	TCBA	2.3	86.1
19	Ames, R.	HH	TCBA	2.3	242.2
20	Moore, E.	HH	TCBA	2.1	288.1
21	Bell, G.	GW	TCBA	2.1	224.2
22	Krause, H.	HP	TCBA	2.1	231.0
23	Speer, K.	CL	TCBA	2.1	119.2
24	Smith, C.	HP	TCBA	2.1	149.2
25	Pfiester, J.	CL	TCBA	2.0	222.2
26	Vickers, R.	LI	TCBA	2.0	65.1
27	Smith, F.	LT	TCBA	1.9	341.0
28	Hughes, L.	PR	TCBA	1.9	115.1
29	Sparks, T.	SO	TCBA	1.9	121.2
30	Camnitz, H.	BR	TCBA	1.9	304.1

The 31 players with the most Games Played

Rank	Name	Tm	Lg	G	IP
1	Krause, H.	HP	TCBA	48	231.0
2	Brown, T.	BE	TCBA	47	363.1
3	Willett, E.	SO	TCBA	45	255.0
4	Smith, F.	LT	TCBA	44	341.0
	Morgan, C.	CS	TCBA	44	326.2
	Johnson, W.	TU	TCBA	44	281.1
	Mullin, G.	SO	TCBA	44	278.1
	Arellanes, F.	BE	TCBA	44	244.0
9	Overall, O.	BR	TCBA	43	322.0
	Camnitz, H.	BR	TCBA	43	304.1
11	Raymond, B.	BU	TCBA	42	308.0
	Willis, V.	BR	TCBA	42	295.2
13	Young, C.	TU	TCBA	40	318.2
	Sallee, S.	HP	TCBA	40	231.1
	Groom, B.	SO	TCBA	40	207.2
	Rowan, J.	TU	TCBA	40	104.2
	Brandom, C.	TU	TCBA	40	44.0
18	Rucker, N.	LT	TCBA	39	304.1
	Moore, E.	HH	TCBA	39	288.1
	Burns, B.	TU	TCBA	39	222.0
	Crandall, D.	SO	TCBA	39	54.1
	Hagerman, R.	SO	TCBA	39	51.2
23	Mathewson, C.	CL	TCBA	38	314.2
	Summers, E.	BE	TCBA	38	300.2
	Plank, E.	TU	TCBA	38	289.2
	Richie, L.	MI	TCBA	38	175.1
	Higgins, E.	LI	TCBA	38	171.0

4 players tied at 37

The 36 players with the most Games Finished

Rank	Name	Tm	Lg	GF	GIR
1	Brandom, C.	TU	TCBA	29	40
2	Wood, W.	BR	TCBA	22	25
	Higginbotham, I.	ME	TCBA	22	28
	Hagerman, R.	SO	TCBA	22	39
5	Van Dyke, B.	HH	TCBA	21	23
6	Krause, H.	HP	TCBA	20	23
	Dubuc, J.	GW	TCBA	20	27
8	Upp, J.	WA	TCBA	18	20
9	Suggs, G.	ME	TCBA	17	19
	Works, R.	PR	TCBA	17	21
	Kroh, R.	SO	TCBA	17	25
	Liebardt, G.	BU	TCBA	17	25
13	Arellanes, F.	BE	TCBA	16	18
	Quinn, J.	LT	TCBA	16	19
15	Olmstead, F.	HP	TCBA	14	20
	Phillippe, D.	BR	TCBA	14	22
	Knetzer, E.	BR	TCBA	14	23
18	Frock, S.	BU	TCBA	13	19
	Karger, E.	TU	TCBA	13	20
	Witherup, R.	GW	TCBA	13	21
	Suter, R.	MI	TCBA	13	26
22	Hall, S.	HH	TCBA	12	15
	Scanlan, D.	HP	TCBA	12	17
	Richie, L.	MI	TCBA	12	18
	Vickers, R.	LI	TCBA	12	27

11 players tied at 11

The 40 players with the most Saves

Rank	Name	Tm	Lg	SV	SOPP
1	Wood, W.	BR	TCBA	22	91.7
2	Hagerman, R.	SO	TCBA	11	73.3
3	Kroh, R.	SO	TCBA	7	77.8
4	Suter, R.	MI	TCBA	6	75.0
	Brandom, C.	TU	TCBA	6	60.0
6	Krause, H.	HP	TCBA	5	71.4
	Phillippe, D.	BR	TCBA	5	55.6
	Arellanes, F.	BE	TCBA	5	50.0
9	Dorner, G.	BU	TCBA	4	100.0
	Adams, B.	ME	TCBA	4	80.0
	Liebhardt, G.	BU	TCBA	4	66.7
	Works, R.	PR	TCBA	4	57.1
13	Bailey, B.	LT	TCBA	3	100.0
	Carmichael, C.	BE	TCBA	3	100.0
	Cicotte, E.	GW	TCBA	3	100.0
	Otis, H.	CL	TCBA	3	100.0
	Upp, J.	WA	TCBA	3	100.0
	Wood, J.	PR	TCBA	3	100.0
	Burns, B.	TU	TCBA	3	75.0
	Higginbotham, I.	ME	TCBA	3	75.0
	Higgins, E.	LI	TCBA	3	75.0
	Overall, O.	BR	TCBA	3	75.0
	Suggs, G.	ME	TCBA	3	75.0
	Richie, L.	MI	TCBA	3	60.0

16 players tied at 2

The 35 players with the most Holds

Rank	Name	Tm	Lg	HLD	GIR
1	Groom, B.	SO	TCBA	4	15
	Castleton, R.	TU	TCBA	4	34
	Crandall, D.	SO	TCBA	4	36
4	Sparks, T.	SO	TCBA	3	15
	Atkins, T.	LI	TCBA	3	24
	Rowan, J.	TU	TCBA	3	31
7	Booles, R.	SO	TCBA	2	12
	Falkenberg, C.	SO	TCBA	2	13
	Rose, C.	LI	TCBA	2	19
	Suter, R.	MI	TCBA	2	26
	Harmon, B.	SO	TCBA	2	28
	Hagerman, R.	SO	TCBA	2	39

23 players tied at 1

The 48 players with the most Blown Saves

Rank	Name	Tm	Lg	BS	GIR
1	Arellanes, F.	BE	TCBA	4	18
	Phillippe, D.	BR	TCBA	4	22
3	Pape, L.	WA	TCBA	3	10
	Olmstead, F.	HP	TCBA	3	20
	Works, R.	PR	TCBA	3	21
	Brandom, C.	TU	TCBA	3	40
7	Fromme, A.	PR	TCBA	2	2
	Stremmel, P.	LI	TCBA	2	23
	Atkins, T.	LI	TCBA	2	24
	Crandall, D.	SO	TCBA	2	36
	Hagerman, R.	SO	TCBA	2	39

37 players tied at 1

The 30 players with the lowest Baserunners Per 9 Innings

Rank	Name	Tm	Lg	BR/9	IP
1	Mathewson, C.	CL	TCBA	6.5	314.2
2	Overall, O.	BR	TCBA	7.0	322.0
3	Suggs, G.	ME	TCBA	7.0	56.1
4	Bender, C.	BU	TCBA	7.2	294.2
5	Brown, T.	BE	TCBA	7.3	363.1
6	Krause, H.	HP	TCBA	7.7	231.0
7	Walsh, E.	CS	TCBA	7.7	258.0
8	Smith, F.	LT	TCBA	8.1	341.0
9	Joss, A.	WA	TCBA	8.2	262.2
10	Kroh, R.	SO	TCBA	8.2	93.1
11	Summers, E.	BE	TCBA	8.3	300.2
12	McQuillan, G.	PR	TCBA	8.4	280.0
13	Young, C.	TU	TCBA	8.4	318.2
14	Hagerman, R.	SO	TCBA	8.7	51.2
15	Camnitz, H.	BR	TCBA	8.8	304.1
16	Leever, S.	MI	TCBA	8.8	80.2
17	Maddox, N.	CS	TCBA	8.9	214.0
18	Reulbach, E.	MI	TCBA	9.0	291.0
19	Adams, B.	ME	TCBA	9.0	136.1
20	Phillippe, D.	BR	TCBA	9.4	113.0
21	Plank, E.	TU	TCBA	9.4	289.2
22	Pfiester, J.	CL	TCBA	9.5	222.2
23	Powell, J.	MI	TCBA	9.6	264.1
24	Gaspar, H.	CS	TCBA	9.6	253.2
25	Moren, L.	ME	TCBA	9.6	279.0
26	Moore, E.	HH	TCBA	9.7	288.1
27	Arellanes, F.	BE	TCBA	9.7	244.0
28	Falkenberg, C.	SO	TCBA	9.8	145.2
29	Fromme, A.	PR	TCBA	9.9	298.2
30	Leifield, L.	WA	TCBA	9.9	224.1

fielding

The 16 players with the highest Fielding Average at Second Base

Rank	Name	Tm	Lg	FLD	INN
1	McConnell, A.	BU	TCBA	.982	1262.1
2	Miller, D.	MI	TCBA	.976	1218.2
3	Collins, E.	CL	TCBA	.973	1314.1
4	Knabe, O.	GW	TCBA	.973	895.1
5	Atz, J.	LI	TCBA	.970	798.1
6	Lajoie, N.	BR	TCBA	.966	1035.0
7	Evers, J.	HH	TCBA	.966	958.1
8	Shean, D.	HP	TCBA	.962	977.1
9	Williams, J.	ME	TCBA	.962	1123.1
10	Doyle, L.	SO	TCBA	.961	1072.0
11	Alperman, W.	LT	TCBA	.959	982.0
12	Charles, C.	PR	TCBA	.954	945.0
13	Huggins, M.	WA	TCBA	.952	810.0
14	Meade, L.	BE	TCBA	.941	801.2
15	Starr, C.	CS	TCBA	.927	689.1
16	LaPorte, F.	TU	TCBA	.917	593.0

The 16 players with the highest Range at Second Base

Rank	Name	Tm	Lg	RNG	INN
1	Atz, J.	LI	TCBA	6.14	798.1
2	Huggins, M.	WA	TCBA	5.99	810.0
3	LaPorte, F.	TU	TCBA	5.84	593.0
4	McConnell, A.	BU	TCBA	5.84	1262.1
5	Miller, D.	MI	TCBA	5.83	1218.2
6	Collins, E.	CL	TCBA	5.77	1314.1
7	Williams, J.	ME	TCBA	5.43	1123.1
8	Evers, J.	HH	TCBA	5.40	958.1
9	Knabe, O.	GW	TCBA	5.38	895.1
10	Doyle, L.	SO	TCBA	5.37	1072.0
11	Shean, D.	HP	TCBA	5.37	977.1
12	Alperman, W.	LT	TCBA	5.33	982.0
13	Charles, C.	PR	TCBA	5.19	945.0
14	Meade, L.	BE	TCBA	5.02	801.2
15	Starr, C.	CS	TCBA	4.99	689.1
16	Lajoie, N.	BR	TCBA	4.77	1035.0

The 30 players with the most Double Plays at Second Base

Rank	Name	Tm	Lg	DP	INN
1	McConnell, A.	BU	TCBA	80	1262.1
2	Collins, E.	CL	TCBA	68	1314.1
3	Miller, D.	MI	TCBA	64	1218.2
4	Alperman, W.	LT	TCBA	61	982.0
5	Evers, J.	HH	TCBA	60	958.1
6	Williams, J.	ME	TCBA	56	1123.1
7	Atz, J.	LI	TCBA	52	798.1
	Doyle, L.	SO	TCBA	52	1072.0
9	Lajoie, N.	BR	TCBA	50	1035.0
10	Charles, C.	PR	TCBA	44	945.0
11	Knabe, O.	GW	TCBA	41	895.1
12	Huggins, M.	WA	TCBA	37	810.0
	Shean, D.	HP	TCBA	37	977.1
14	Meade, L.	BE	TCBA	30	801.2
15	Starr, C.	CS	TCBA	29	689.1
16	LaPorte, F.	TU	TCBA	28	593.0
17	Delahanty, J.	SO	TCBA	26	302.1
18	Turner, T.	CS	TCBA	25	466.2
19	French, C.	HP	TCBA	19	355.1
20	Hulswitt, R.	BE	TCBA	18	508.0
21	Ward, J.	GW	TCBA	17	376.2
22	McEaney, J.	LI	TCBA	16	244.1
	Herzog, B.	LI	TCBA	16	246.2
	Osteen, C.	HH	TCBA	16	281.0
25	Perring, G.	LT	TCBA	12	248.0
26	Hummel, J.	TU	TCBA	11	348.0
27	Schaefer, G.	MI	TCBA	10	144.0
	Pio, P.	TU	TCBA	10	274.0
29	Killefer, R.	WA	TCBA	9	204.0
	Mowrey, M.	WA	TCBA	9	249.2

The 16 players with the highest Fielding Average at Third Base

Rank	Name	Tm	Lg	FLD	INN
1	Grant, E.	LT	TCBA	.966	1391.2
2	Lennox, E.	TU	TCBA	.949	999.1
3	Austin, J.	WA	TCBA	.947	1058.1
4	Moriarty, G.	BU	TCBA	.944	1028.1
5	Devlin, A.	GW	TCBA	.941	1147.2
6	Tannehill, L.	ME	TCBA	.937	1124.0
7	Lobert, H.	HH	TCBA	.935	1226.0
8	Steinfeldt, H.	CL	TCBA	.935	1285.1
9	Lord, H.	HP	TCBA	.931	1185.2
10	Wood, W.	BR	TCBA	.930	1081.0
11	Byrne, B.	PR	TCBA	.930	1345.2
12	Sweeney, B.	LI	TCBA	.907	1201.0
13	Baker, H.	SO	TCBA	.899	1183.1
14	Purtell, B.	CS	TCBA	.898	937.0
15	Smith, L.	MI	TCBA	.892	775.0
16	Barbeau, J.	BE	TCBA	.891	1287.2

The 16 players with the highest Range at Third Base

Rank	Name	Tm	Lg	RNG	INN
1	Austin, J.	WA	TCBA	2.74	1058.1
2	Lennox, E.	TU	TCBA	2.69	999.1
3	Smith, L.	MI	TCBA	2.59	775.0
4	Devlin, A.	GW	TCBA	2.51	1147.2
5	Baker, H.	SO	TCBA	2.49	1183.1
6	Purtell, B.	CS	TCBA	2.46	937.0
7	Lord, H.	HP	TCBA	2.45	1185.2
8	Barbeau, J.	BE	TCBA	2.41	1287.2
9	Byrne, B.	PR	TCBA	2.41	1345.2
10	Sweeney, B.	LI	TCBA	2.41	1201.0
11	Grant, E.	LT	TCBA	2.38	1391.2
12	Tannehill, L.	ME	TCBA	2.38	1124.0
13	Lobert, H.	HH	TCBA	2.23	1226.0
14	Moriarty, G.	BU	TCBA	2.22	1028.1
15	Steinfeldt, H.	CL	TCBA	2.21	1285.1
16	Wood, W.	BR	TCBA	2.11	1081.0

The 30 players with the most Double Plays at Third Base

Rank	Name	Tm	Lg	DP	INN
1	Grant, E.	LT	TCBA	29	1391.2
2	Steinfeldt, H.	CL	TCBA	18	1285.1
3	Lobert, H.	HH	TCBA	11	1226.0
	Byrne, B.	PR	TCBA	11	1345.2
5	Devlin, A.	GW	TCBA	9	1147.2
	Baker, H.	SO	TCBA	9	1183.1
	Lord, H.	HP	TCBA	9	1185.2
	Sweeney, B.	LI	TCBA	9	1201.0
9	Lennox, E.	TU	TCBA	8	999.1
	Moriarty, G.	BU	TCBA	8	1028.1
11	Purtell, B.	CS	TCBA	6	937.0
	Austin, J.	WA	TCBA	6	1058.1
13	Smith, L.	MI	TCBA	5	775.0
	Wood, W.	BR	TCBA	5	1081.0
	Tannehill, L.	ME	TCBA	5	1124.0
16	Barbeau, J.	BE	TCBA	4	1287.2
17	Pio, P.	TU	TCBA	3	319.2
	Schaefer, G.	MI	TCBA	3	351.1
19	Downey, T.	SO	TCBA	2	60.0
	Herzog, B.	LI	TCBA	2	70.1
	Dolan, C.	BR	TCBA	2	174.2
	Tuckey, T.	CS	TCBA	2	420.1
23	McAleese, J.	ME	TCBA	1	17.1
	Isbell, F.	WA	TCBA	1	34.0
	Ferris, H.	PR	TCBA	1	41.1
	Myers, H.	LI	TCBA	1	44.0
	Storke, A.	GW	TCBA	1	58.0
	Sajdak, D.	GW	TCBA	1	159.0
	Keefer, A.	ME	TCBA	1	231.2
	O'Leary, C.	MI	TCBA	1	237.2

The 16 players with the highest Fielding Average at Shortstop

Rank	Name	Tm	Lg	FLD	INN
1	Doolan, M.	LT	TCBA	.974	1367.1
2	Wagner, H.	WA	TCBA	.961	1209.1
3	McBride, G.	BU	TCBA	.958	1284.1
4	Egan, D.	MI	TCBA	.956	1093.2
5	Bridwell, A.	CL	TCBA	.948	1127.0
6	Tinker, J.	PR	TCBA	.938	1162.2
7	Parent, F.	BE	TCBA	.935	1049.1
8	McInnis, S.	LI	TCBA	.933	647.0
9	Bush, D.	CS	TCBA	.930	1351.1
10	Barry, J.	ME	TCBA	.929	774.2
11	Downey, T.	SO	TCBA	.928	779.1
12	Wagner, H.	TU	TCBA	.928	1037.1
	Wallace, B.	HP	TCBA	.928	793.0
14	Storke, A.	GW	TCBA	.923	655.0
15	Fletcher, A.	HH	TCBA	.922	810.1
16	Elberfeld, K.	BR	TCBA	.922	923.1

The 16 players with the highest Range at Shortstop

Rank	Name	Tm	Lg	RNG	INN
1	McInnis, S.	LI	TCBA	6.73	647.0
2	McBride, G.	BU	TCBA	6.26	1284.1
3	Egan, D.	MI	TCBA	6.23	1093.2
4	Wallace, B.	HP	TCBA	6.13	793.0
5	Wagner, H.	WA	TCBA	5.98	1209.1
6	Bridwell, A.	CL	TCBA	5.97	1127.0
7	Doolan, M.	LT	TCBA	5.76	1367.1
8	Elberfeld, K.	BR	TCBA	5.72	923.1
9	Fletcher, A.	HH	TCBA	5.65	810.1
10	Downey, T.	SO	TCBA	5.53	779.1
11	Bush, D.	CS	TCBA	5.51	1351.1
12	Wagner, H.	TU	TCBA	5.47	1037.1
13	Barry, J.	ME	TCBA	5.45	774.2
14	Parent, F.	BE	TCBA	5.45	1049.1
15	Storke, A.	GW	TCBA	5.43	655.0
16	Tinker, J.	PR	TCBA	5.43	1162.2

The 31 players with the most Double Plays at Shortstop

Rank	Name	Tm	Lg	DP	INN
1	McBride, G.	BU	TCBA	96	1284.1
2	Doolan, M.	LT	TCBA	90	1367.1
3	Egan, D.	MI	TCBA	77	1093.2
	Wagner, H.	WA	TCBA	77	1209.1
	Bush, D.	CS	TCBA	77	1351.1
6	Bridwell, A.	CL	TCBA	74	1127.0
7	Tinker, J.	PR	TCBA	66	1162.2
8	McInnis, S.	LI	TCBA	57	647.0
	Parent, F.	BE	TCBA	57	1049.1
10	Fletcher, A.	HH	TCBA	55	810.1
11	Downey, T.	SO	TCBA	52	779.1
12	Elberfeld, K.	BR	TCBA	50	923.1
13	Wallace, B.	HP	TCBA	49	793.0
14	Barry, J.	ME	TCBA	45	774.2
15	Wagner, H.	TU	TCBA	43	1037.1
16	Storke, A.	GW	TCBA	38	655.0
17	Ball, N.	SO	TCBA	34	512.0
	Osteen, C.	HH	TCBA	34	525.1
	Knight, J.	ME	TCBA	34	566.2
20	Hartzell, R.	HP	TCBA	31	564.2
21	Dahlen, B.	GW	TCBA	29	528.2
22	Moriarty, B.	MI	TCBA	18	228.1
	Nicholls, S.	BE	TCBA	18	261.2
24	Herzog, B.	LI	TCBA	17	289.0
25	Myers, H.	LI	TCBA	15	224.0
26	Stem, F.	BR	TCBA	14	231.2
	Hummel, J.	TU	TCBA	14	282.2
28	Zimmerman, H.	BR	TCBA	10	187.2
29	McElveen, P.	CL	TCBA	9	139.1

2 players tied at 8

The 8 players with the highest Fielding Average in Left Field

Rank	Name	Tm	Lg	FLD	INN
1	Murphy, D.	PR	TCBA	.996	928.0
2	McIntyre, M.	CS	TCBA	.991	1223.2
3	Evans, S.	SO	TCBA	.978	747.2
4	Delahanty, J.	BU	TCBA	.977	964.2
5	Oakes, R.	BR	TCBA	.974	783.2
6	Keeler, W.	LT	TCBA	.972	667.0
7	Hahn, E.	HH	TCBA	.957	936.2
8	Hunter, G.	GW	TCBA	.929	647.2

The 8 players with the highest Range in Left Field

Rank	Name	Tm	Lg	RNG	INN
1	McIntyre, M.	CS	TCBA	2.38	1223.2
2	Murphy, D.	PR	TCBA	2.20	928.0
3	Evans, S.	SO	TCBA	2.19	747.2
4	Hunter, G.	GW	TCBA	2.17	647.2
5	Oakes, R.	BR	TCBA	2.14	783.2
6	Delahanty, J.	BU	TCBA	1.99	964.2
7	Keeler, W.	LT	TCBA	1.85	667.0
8	Hahn, E.	HH	TCBA	1.70	936.2

The 31 players with the most Double Plays in Left Field

Rank	Name	Tm	Lg	DP	INN
1	McIntyre, M.	CS	TCBA	10	1223.2
2	Flick, E.	LI	TCBA	3	131.2
	Hunter, G.	GW	TCBA	3	647.2
	Evans, S.	SO	TCBA	3	747.2
	Murphy, D.	PR	TCBA	3	928.0
	Hahn, E.	HH	TCBA	3	936.2
7	Clymer, O.	BE	TCBA	2	270.2
	Altizer, D.	WA	TCBA	2	462.0
	Hinchman, B.	CL	TCBA	2	500.1
	Keeler, W.	LT	TCBA	2	667.0
	Delahanty, J.	BU	TCBA	2	964.2

20 players tied at 1

The 15 players with the highest Fielding Average in Center Field

Rank	Name	Tm	Lg	FLD	INN
1	Hofman, S.	TU	TCBA	1.000	1153.1
	Magee, S.	BU	TCBA	1.000	1147.0
3	Wilson, C.	SO	TCBA	.996	739.0
4	Crawford, S.	GW	TCBA	.996	1337.2
5	Sheckard, J.	HP	TCBA	.993	1258.1
6	Burch, A.	LT	TCBA	.991	737.1
7	Engle, C.	HH	TCBA	.991	992.1
8	Speaker, T.	PR	TCBA	.991	1247.0
9	Miller, W.	BR	TCBA	.988	681.0
10	Leach, T.	CS	TCBA	.987	1383.0
11	Oldring, R.	CL	TCBA	.984	858.0
12	Hoffman, D.	LT	TCBA	.983	902.2
13	Gessler, D.	MI	TCBA	.981	843.2
14	Niles, H.	WA	TCBA	.973	888.0
15	McCormick, M.	ME	TCBA	.957	756.0

The 15 players with the highest Range in Center Field

Rank	Name	Tm	Lg	RNG	INN
1	Miller, W.	BR	TCBA	3.34	681.0
2	Hofman, S.	TU	TCBA	3.14	1153.1
3	Leach, T.	CS	TCBA	3.06	1383.0
4	Engle, C.	HH	TCBA	3.05	992.1
5	Speaker, T.	PR	TCBA	3.04	1247.0
6	Crawford, S.	GW	TCBA	3.01	1337.2
7	Magee, S.	BU	TCBA	2.96	1147.0
8	Hoffman, D.	LT	TCBA	2.93	902.2
9	Niles, H.	WA	TCBA	2.91	888.0
10	Wilson, C.	SO	TCBA	2.89	739.0
11	Sheckard, J.	HP	TCBA	2.86	1258.1
12	Gessler, D.	MI	TCBA	2.81	843.2
13	Burch, A.	LT	TCBA	2.80	737.1
14	McCormick, M.	ME	TCBA	2.64	756.0
15	Oldring, R.	CL	TCBA	2.51	858.0

The 32 players with the most Double Plays in Center Field

Rank	Name	Tm	Lg	DP	INN
1	Engle, C.	HH	TCBA	5	992.1
	Magee, S.	BU	TCBA	5	1147.0
3	Sheckard, J.	HP	TCBA	4	1258.1
	Leach, T.	CS	TCBA	4	1383.0
5	Miller, W.	BR	TCBA	3	681.0
	Burch, A.	LT	TCBA	3	737.1
	Gessler, D.	MI	TCBA	3	843.2
	Hofman, S.	TU	TCBA	3	1153.1
	Crawford, S.	GW	TCBA	3	1337.2
10	Downey, R.	BR	TCBA	2	195.0
	Murphy, D.	PR	TCBA	2	244.2
	Hahn, E.	HH	TCBA	2	339.0
	Thomas, R.	BR	TCBA	2	376.1
	Rafferty, T.	BE	TCBA	2	476.2
	Wilson, C.	SO	TCBA	2	739.0
	McCormick, M.	ME	TCBA	2	756.0
	Niles, H.	WA	TCBA	2	888.0
	Speaker, T.	PR	TCBA	2	1247.0

14 players tied at 1

The 16 players with the highest Fielding Average in Right Field

Rank	Name	Tm	Lg	FLD	INN
1	Cobb, T.	BU	TCBA	.989	1232.1
2	Clarke, F.	MI	TCBA	.987	667.0
3	Bates, J.	GW	TCBA	.986	1139.2
4	Mitchell, M.	WA	TCBA	.983	1180.2
5	Cree, B.	HH	TCBA	.978	579.0
6	Burch, A.	LT	TCBA	.977	630.0
7	Titus, J.	CS	TCBA	.977	1351.2
8	Ellis, R.	PR	TCBA	.977	1292.2
9	Murray, R.	TU	TCBA	.973	1198.2
10	Schulte, W.	HP	TCBA	.972	1090.0
11	Demmitt, R.	BE	TCBA	.970	637.0
12	Beaumont, G.	MI	TCBA	.967	612.0
13	Browne, G.	LI	TCBA	.958	654.0
14	Bescher, B.	CL	TCBA	.952	637.2
15	Paskert, D.	HH	TCBA	.936	642.2
16	Becker, B.	SO	TCBA	.929	763.2

The 37 players with the most Double Plays in Right Field

Rank	Name	Tm	Lg	DP	INN
1	Bates, J.	GW	TCBA	9	1139.2
	Murray, R.	TU	TCBA	9	1198.2
	Ellis, R.	PR	TCBA	9	1292.2
4	Mitchell, M.	WA	TCBA	8	1180.2
5	Evans, S.	SO	TCBA	7	387.0
6	Cobb, T.	BU	TCBA	6	1232.1
7	Seymour, C.	BR	TCBA	5	511.2
	Clarke, F.	MI	TCBA	5	667.0
	Titus, J.	CS	TCBA	5	1351.2
10	Cree, B.	HH	TCBA	4	579.0
	Becker, B.	SO	TCBA	4	763.2
12	Bescher, B.	CL	TCBA	3	637.2
	Paskert, D.	HH	TCBA	3	642.2
14	Herzog, B.	LI	TCBA	2	81.0
	Milan, C.	ME	TCBA	2	249.0
	Clement, W.	LT	TCBA	2	358.0
	Downey, R.	BR	TCBA	2	419.0
	Lelivelt, J.	ME	TCBA	2	480.1
	Browne, G.	LI	TCBA	2	654.0

18 players tied at 1

The 16 players with the highest Range in Right Field

Rank	Name	Tm	Lg	RNG	INN
1	Demmitt, R.	BE	TCBA	2.32	637.0
2	Bates, J.	GW	TCBA	2.27	1139.2
3	Paskert, D.	HH	TCBA	2.27	642.2
4	Titus, J.	CS	TCBA	2.23	1351.2
5	Mitchell, M.	WA	TCBA	2.16	1180.2
6	Schulte, W.	HP	TCBA	2.04	1090.0
7	Cree, B.	HH	TCBA	2.04	579.0
8	Ellis, R.	PR	TCBA	2.03	1292.2
9	Clarke, F.	MI	TCBA	2.02	667.0
10	Bescher, B.	CL	TCBA	1.98	637.2
11	Cobb, T.	BU	TCBA	1.93	1232.1
12	Murray, R.	TU	TCBA	1.88	1198.2
13	Browne, G.	LI	TCBA	1.87	654.0
14	Becker, B.	SO	TCBA	1.85	763.2
15	Burch, A.	LT	TCBA	1.83	630.0
16	Beaumont, G.	MI	TCBA	1.74	612.0

The 30 players with the highest Fielding Average at Pitcher

Rank	Name	Tm	Lg	FLD	INN
1	Plank, E.	TU	TCBA	1.000	289.2
	Campbell, B.	WA	TCBA	1.000	174.1
	Wood, J.	PR	TCBA	1.000	164.0
4	Willis, V.	BR	TCBA	.990	295.2
5	Burns, B.	TU	TCBA	.984	222.0
6	Morgan, C.	CS	TCBA	.980	326.2
7	Sallee, S.	HP	TCBA	.977	231.1
8	Harmon, B.	SO	TCBA	.977	98.0
9	Quinn, J.	LT	TCBA	.976	134.2
10	Rowan, J.	TU	TCBA	.976	104.2
11	Maddox, N.	CS	TCBA	.973	214.0
12	Pelty, B.	HP	TCBA	.972	215.0
13	Brown, T.	BE	TCBA	.971	363.1
14	Gray, D.	CL	TCBA	.971	113.2
15	Smith, F.	LT	TCBA	.969	341.0
16	Summers, E.	BE	TCBA	.969	300.2
17	Bender, C.	BU	TCBA	.967	294.2
	Ewing, B.	HP	TCBA	.967	241.2
19	Reulbach, E.	MI	TCBA	.966	291.0
20	Powell, J.	MI	TCBA	.965	264.1
21	Lush, J.	HH	TCBA	.964	202.2
22	White, K.	HH	TCBA	.961	141.0
23	Corridon, F.	PR	TCBA	.960	188.2
24	Coombs, J.	BR	TCBA	.959	163.0
25	Walsh, E.	CS	TCBA	.958	258.0
	Gaspar, H.	CS	TCBA	.958	253.2
27	Mullin, G.	SO	TCBA	.958	278.1
28	Pfiester, J.	CL	TCBA	.957	222.2
29	Killian, E.	GW	TCBA	.957	188.2
30	Berger, H.	GW	TCBA	.955	231.2

The 17 players with the highest Fielding Average at Catcher

Rank	Name	Tm	Lg	FLD	INN
1	Meyers, C.	PR	TCBA	.995	594.0
2	Street, G.	BR	TCBA	.994	955.2
3	Criger, L.	BU	TCBA	.993	1324.2
4	Sullivan, B.	HP	TCBA	.992	692.0
5	Gibson, G.	LT	TCBA	.991	1128.0
6	Powers, M.	CS	TCBA	.987	744.2
7	Schlei, A.	CL	TCBA	.986	604.2
8	Thomas, I.	PR	TCBA	.986	782.1
9	Carrigan, B.	CS	TCBA	.978	645.0
10	Stephens, J.	MI	TCBA	.969	1025.2
11	Marshall, D.	LI	TCBA	.969	938.0
12	Doooin, R.	SO	TCBA	.966	1014.0
13	McLean, L.	TU	TCBA	.959	752.2
14	Bresnahan, R.	GW	TCBA	.954	648.2
15	Schmidt, B.	ME	TCBA	.951	816.2
16	Roth, F.	BE	TCBA	.947	803.1
17	Graham, P.	CL	TCBA	.946	665.2

The 16 players with the highest Fielding Average at First Base

Rank	Name	Tm	Lg	FLD	INN
1	Hoblitzell, D.	MI	TCBA	.996	1166.0
2	Bransfield, K.	CS	TCBA	.995	1219.2
3	Davis, H.	BR	TCBA	.995	1248.0
4	Jones, T.	SO	TCBA	.993	1092.1
5	Stovall, G.	PR	TCBA	.992	1345.1
6	Abstein, B.	TU	TCBA	.991	1155.1
7	Konetchy, E.	GW	TCBA	.991	1355.2
8	Stahl, J.	WA	TCBA	.990	885.2
9	Jordan, T.	BE	TCBA	.990	753.2
10	Tenney, F.	LT	TCBA	.989	985.0
11	Chase, H.	HP	TCBA	.988	1064.2
12	Chance, F.	ME	TCBA	.987	721.2
13	Merkle, F.	BU	TCBA	.982	1286.1
14	Hobbs, R.	CL	TCBA	.980	1314.2
15	McConnell, G.	LI	TCBA	.979	647.1
16	Lyon, D.	HH	TCBA	.976	997.1






U-TCB910 - TCBA Origins 1909 ML...

The 17 players with the highest Opposition Stolen Base Percentage at Catcher

Rank	Name	Tm	Lg	OSBP	OSB
1	Bresnahan, R.	GW	TCBA	81.5	110
2	Roth, F.	BE	TCBA	80.1	141
3	Schmidt, B.	ME	TCBA	77.4	113
4	Marshall, D.	LI	TCBA	76.3	135
5	Graham, P.	CL	TCBA	75.2	97
6	Powers, M.	CS	TCBA	75.0	90
7	Carrigan, B.	CS	TCBA	73.9	68
8	Criger, L.	BU	TCBA	73.8	127
9	Meyers, C.	PR	TCBA	73.5	50
10	Thomas, I.	PR	TCBA	72.3	60
11	McLean, L.	TU	TCBA	71.1	64
12	Sullivan, B.	HP	TCBA	70.6	60
13	Doooin, R.	SO	TCBA	70.5	79
14	Schlei, A.	CL	TCBA	68.1	62
15	Stephens, J.	MI	TCBA	67.7	109
16	Gibson, G.	LT	TCBA	65.9	83
17	Street, G.	BR	TCBA	58.1	43



1910 GOLD GLOVE WINNERS: P-Ed Plank, TU C-Gabby Street, BR 1B-Doc Hoblitzel, MI 2B-Amby McConnell, BU 3B-Jimmy Austin (WA) & Ed Lennox (TU) SS-George McBride, BU LF-Danny Murphy (PR) & Matty McIntyre (CS) CF-Solly Hofman, TU RF-Johnny Bates, GW



A close-up photograph of a baseball, showing its characteristic red stitching on a light-colored leather surface. The words "BASEBALL" and "PLAYOFFS" are superimposed on the image in a stylized, blocky font. "BASEBALL" is in blue with a white outline, and "PLAYOFFS" is in red with a white outline. The text is centered horizontally across the middle of the ball.

BASEBALL
PLAYOFFS

1910

SEMI

FINAL

MAHLEY DIVISION CHAMPS

VS

SEITZ DIVISION CHAMPS



Starrucca Viaduct
Built 1848
By Erie Railway

**South Starrucca
Ainspans**



PEOPLE LOVE LONDON



**SEMI
FINAL**

LONDON ONTARIO CANADA

Team	1	2	3	4	5	6	7	8	9	R	H	E
South Starrucca Ainspans	0	0	0	1	0	0	0	0	0	1	8	1
London Tecumsehs	0	0	0	0	0	0	0	2		2	5	0

SOUTH STARRUCCA	FT	AB	R	HR	BI	BB	SO	LOB	AVG	LONDON	FT	AB	R	HR	BI	BB	SO	LOB	AVG
D. Jones, lf		4	0	0	0	0	2	3	.000	D. Hoffman, cf		4	0	1	0	0	0	1	.250
S. Evans, rf		4	0	2	0	0	0	1	.500	E. Grant, 3b		4	1	1	0	0	0	0	.250
L. Doyle, 2b		4	1	1	0	0	1	0	.250	A. Burch, rf		3	1	1	0	1	1	0	.333
H. Baker, 3b		4	0	2	0	0	0	0	.500	G. Gibson, c		1	0	1	0	2	0	0	1.000
C. Wilson, cf		3	0	0	1	0	0	2	.000	W. Keeler, lf	I	3	0	1	1	0	0	3	.333
T. Jones, 1b		3	0	0	0	0	2	1	.000	F. Tenney, 1b		4	0	0	0	0	0	6	.000
H. Wolter, ph		1	0	0	0	0	0	1	.000	W. Alperman, 2b		3	0	0	0	0	1	2	.000
T. Downey, ss		3	0	1	0	0	1	0	.333	M. Doolan, ss		3	0	0	0	0	0	0	.000
R. Dooin, c		2	0	1	0	0	0	0	.500	F. Smith, p		2	0	0	0	1	1	0	.000
G. Mullin, p		2	0	1	0	0	0	1	.500	Totals		27	2	5	1	4	3		
R. Kroh, p		0	0	0	0	0	0	0	-	Batting:									
Totals		30	1	8	1	0	6			RBI: W. Keeler (1)									

Pitching												
SOUTH STARRUCCA (GAME 1)	T	FTG	SC	IP	H	R	ER	BB	SO	BF	IR	ERA
G. Mullin, L, 0-1	R	63	7.1	5	2	0	4	3	31	0		.00
R. Kroh	L		.2	0	0	0	0	0	2	2		.00
Totals			8.0	5	2	0	4	3	33	2		

LONDON (GAME 1)	T	FTG	SC	IP	H	R	ER	BB	SO	BF	IR	ERA
F. Smith, W, 1-0	R	73	9.0	8	1	1	0	6	33	0		1.00
Totals			9.0	8	1	1	0	6	33	0		

HB: G. Mullin

GAME DATA

Day Game played on Wednesday, September 29, 1909

Regulation Game, Time: 24:16m

BBW Update #30

PbP Update #10

Starrucca gets a new passport photo and heads north of the border to play this one!

London had the most wins in the league this season, and Starrucca had the least amount of wins for a Division Leader. We hook up via Zoom with several League Members in the Luxury Boxes looking on.

GAME 1:

Spans George Mullin starts off with 7 shutout innings. He's dealin'. But Frankie Smith of London mostly matches him, giving up a single run on a sac fly thru 8.

Tecumsehs in their last at bats, and they dink and dunk and scrap around, putting TWO unearned runs on the board.

And just like that, in a game Starr led all the way, they are now trudging back to the dugout, 2-1 LOSERS.

Team	1	2	3	4	5	6	7	8	9	R	H	E
South Starrucca Ainspans	0	0	0	0	2	0	0	2	0	4	6	5
London Tecumsehs	3	0	0	0	0	0	0	0	2	5	10	2

SOUTH STARRUCCA	FT	AB	R	HR	BI	BB	SO	LOB	AVG
D. Jones, lf		4	0	0	1	1	1	2	.000
S. Evans, rf		3	0	1	1	1	0	3	.429
L. Doyle, 2b		4	1	1	0	0	1	1	.250
H. Baker, 3b		4	1	1	2	0	1	1	.375
C. Wilson, cf		4	0	2	0	0	2	0	.286
T. Jones, 1b		4	0	0	0	0	1	1	.000
O. Stange, c	I	2	1	0	0	1	1	0	.000
H. Wolter, pr		0	0	0	0	0	0	0	.000
R. Dooin, c		1	0	0	0	0	0	0	.333
E. Abbaticchio, ss		1	0	1	0	1	0	1	0.000
T. Downey, pr-ss		1	1	0	0	0	0	0	.250
E. Willett, p		0	0	0	0	0	0	0	-
B. Unglaub, ph		1	0	0	0	0	0	1	.000
Totals		31	4	6	4	4	6		

LONDON	FT	AB	R	HR	BI	BB	SO	LOB	AVG
D. Hoffman, cf		5	1	2	0	0	0	0	.333
E. Grant, 3b		4	1	1	1	0	1	1	.250
A. Burch, rf		4	0	1	0	0	0	0	.286
G. Gibson, c		4	1	1	0	0	1	2	.400
B. Davidson, pr		0	0	0	0	0	0	0	-
B. Bergen, c		0	0	0	0	0	0	0	-
W. Keeler, lf		4	0	1	1	0	0	1	.286
F. Tenney, 1b		4	0	3	0	0	1	0	.375
W. Clement, pr		0	1	0	0	0	0	0	-
W. Alperman, 2b		4	0	0	0	0	3	3	.000
M. Doolan, ss		3	0	0	0	0	1	1	.000
G. Perring, ss		0	0	0	0	0	0	0	-
P. Deining, ph		1	0	0	0	0	0	1	.000
Totals		37	5	10	3	0	8		

SOUTH STARRUCCA (GAME 2)	T	FTG	SC	IP	H	R	ER	BB	SO	BF	IR	ERA
E. Willett	R	41	2.0	5	3	0	0	1	11	0	0	.00
R. Kroh	L		2.0	1	0	0	0	0	7	0	0	.00
D. Crandall	R		3.0	2	0	0	0	0	6	10	0	.00
R. Hagerman, SOP BS, 1; L, 0-1	R		1.2	2	2	1	0	1	9	0	5.40	
Totals			8.2	10	5	1	0	8	37	0		

LONDON (GAME 2)	T	FTG	SC	IP	H	R	ER	BB	SO	BF	IR	ERA
N. Rucker	L		5.0	7.0	6	4	4	4	5	32	0	5.14
J. Quinn, W, 1-0	R		2.0	0	0	0	0	1	5	1	1	.00
Totals			9.0	6	4	4	4	4	6	37	1	

HR: N. Rucker (1)

GAME DATA
 Day Game played on Thursday, September 30, 1909
 Regulation Game, Time: 45:25m
 BBW Update #30
 PBP Update #10

GAME 2:

Tecumsehs come out swingin in this one.....they put 3 runs on the board right off the bat, and knock out Span Starting pitcher Willett after just 2 innings. Starrucca should have done some pregame fielding drills, as they will make FIVE errors in this game. We fight our way back, and in the 8th inning, Home Run Baker does what his nickname says: He hits a 2 run homer to take the lead for Starrucca; 4-3. Span bullpen has tossed goose eggs since the 3rd inning. This also gave Mgr Hebscher an opportunity to tell us the story on how Baker got his moniker of HomeRun. Seems he was in a World Series or Playoff game early in his career and powered out TWO homeruns in the series, which was mostly unheard of in that day. The nickname stuck with him his whole career.

Bot 8; with the new lead in hand, we bring in Hagerman from the pen and ask him to get six outs. Hagerman was 2nd in the league in Saves, finishing behind only Woody Wood for the Rolands Relief Saves Award. He gets em 1-2-3 in the 8th. 9th inning, he's not as lucky. London strings together a bunch of oddball plays, some Starrucca errors, a 2 out pinch hit Triple by Nig Clarke. They were down to their last out, and again, push across the game-winner in their last at bat. The tension of the games is palpable. 5-4 London win.

Team	1	2	3	4	5	6	7	8	9	10	11	12
London Tecumsehs	0	0	0	0	0	0	1	0	0	0	0	0
South Starrucca Ainspans	0	1	0	0	0	0	0	0	0	0	0	0
Team	13	14	15	16	17	R	H	E	LOB	DP		
London Tecumsehs	1	0	0	0	0	2	10	2	13	3		
South Starrucca Ainspans	1	0	0	0	1	3	14	2	17	2		

London Tecumsehs (Game 3)

NAME	FT	AB	R	HR	BI	2B	3B	HR	TB	SO	BB	IBB	HBP	SH	SF	SB	CS	GDP	AVG	PO	A	E	DP	PB
D. Hoffman, cf		6	0	0	0	0	0	0	0	0	1	0	1	0	0	0	0	0	.200	2	0	0	0	
E. Grant, 3b		7	0	3	0	0	0	0	3	0	1	0	0	0	0	2	0	0	.333	2	6	0	0	
A. Burch, rf-1b		6	0	0	1	0	0	0	0	0	1	1	0	0	1	0	0	0	.154	6	1	0	0	
G. Gibson, c		6	0	0	0	0	0	0	0	1	1	1	0	0	0	0	0	0	.182	11	2	0	1	0
W. Alperman, 2b		6	1	0	0	0	0	0	0	1	1	0	0	0	0	0	0	1	.000	3	5	1	0	
P. Deininger, lf		7	0	3	0	0	0	0	3	0	0	0	0	0	0	0	1	0	.375	0	2	0	0	
E. Hebscher, 1b		5	0	0	0	0	0	0	0	1	0	0	0	0	0	0	0	1	.000	17	3	0	1	
F. Smith, p		1	0	0	0	0	0	0	0	0	0	0	0	0	0	0	0	0	.000					
W. Keeler, ph-rf		1	0	1	0	0	0	0	1	0	0	0	0	0	0	0	0	0	.375	0	0	0	0	
M. Doolan, ss		6	0	1	0	1	0	0	2	0	0	0	0	0	0	0	0	0	.083	3	13	0	3	
N. Clarke, ph		0	0	0	0	0	0	0	0	0	1	1	0	0	0	0	0	0	1.000	0	0	0	0	
W. Good, ss		0	0	0	0	0	0	0	0	0	0	0	0	0	0	0	0	0	-	0	0	0	0	
J. Lake, p		2	0	0	0	0	0	0	0	2	0	0	0	0	0	0	0	0	.000					
G. Perring, ph		1	0	1	0	1	0	0	2	0	0	0	0	0	0	0	0	0	1.000	0	0	0	0	
J. Quinn, p		1	0	0	0	0	0	0	0	0	0	0	0	0	0	0	0	0	.000					
C. Autry, 1b		2	1	1	0	0	0	0	1	0	0	0	0	0	0	0	0	0	.500	4	1	0	2	
W. Clement, ph		1	0	0	0	0	0	0	0	0	0	0	0	0	0	0	0	0	.000	0	0	0	0	
A. Mattern, p		0	0	0	0	0	0	0	0	0	0	0	0	0	0	0	0	0	-					
Totals		58	2	10	1	2	0	0	12	5	6	3	1	0	1	2	1	2						

NAME	FT	G	SC	IP	H	R	ER	2B	3B	HR	BF	SO	BB	IBB	HB	SH	SF	WP	BK	IR	ERA			
J. Lake		65	7.0	7	1	0	1	0	0	27	4	0	0	0	1	0	0	0	0	0	.00			
J. Quinn		4.2	2	0	0	0	1	0	18	0	2	2	0	1	0	0	0	0	0	0	.00			
F. Smith		3.1	4	1	1	3	0	0	15	1	4	3	1	0	0	0	0	1	1.46	1	1.46			
A. Mattern, L, 0- 1		1.2	1	1	1	0	0	0	10	0	4	2	0	0	0	0	0	0	5.40	0	5.40			
Totals		16.2	14	3	2	4	1	0	70	5	10	7	1	2	0	0	0	1		50	37	2	3	0

**GAME
THREE**

South Starrucca Ainspans (Game 3)

NAME	FT	AB	R	HR	BI	2B	3B	HR	TB	SO	BB	IBB	HBP	SH	SF	SB	CS	GDP	AVG	PO	A	E	DP	PB
D. Jones, lf		8	0	2	0	0	0	0	2	1	0	0	0	0	0	0	0	0	.125	3	0	0	0	
S. Evans, rf		6	2	1	0	0	0	0	1	0	1	0	1	0	0	0	0	0	.308	8	0	0	0	
L. Doyle, 2b		8	0	3	1	1	0	0	4	1	0	0	0	0	0	0	0	0	.313	3	4	0	1	
H. Baker, 3b		7	0	4	0	2	0	0	6	0	1	1	0	0	0	1	0	1	.467	1	2	1	0	
C. Wilson, cf		5	0	0	0	0	0	0	0	1	3	3	0	0	0	0	0	0	.167	7	0	0	0	
T. Jones, 1b		5	1	0	0	0	0	0	0	1	2	2	0	1	0	0	0	1	.000	16	3	0	2	
T. Downey, ss		2	0	1	0	0	0	0	1	0	0	0	0	1	0	0	0	0	.333	1	1	0	1	
H. Wolter, ph		0	0	0	0	0	0	0	0	0	1	1	0	0	0	0	0	0	.000	0	0	0	0	
E. Willett, p		1	0	0	0	0	0	0	0	0	0	0	0	0	0	0	0	0	.000					
T. Sparks, p		0	0	0	0	0	0	0	0	0	0	0	0	0	0	0	0	0	-					
B. Unglaub, ph		1	0	0	0	0	0	0	0	0	0	0	0	0	0	0	0	1	.000	0	0	0	0	
D. Crandall, p		0	0	0	0	0	0	0	0	0	0	0	0	0	0	0	0	0	.000					
G. Mullin, p		1	0	0	1	0	0	0	0	0	1	0	0	0	0	0	0	0	.333					
R. Dooin, c		3	0	1	1	0	0	0	1	1	0	0	0	0	0	0	0	0	.333	5	1	0	0	0
B. Becker, ph		1	0	0	0	0	0	0	0	0	0	0	0	0	0	0	0	0	.000	0	0	0	0	
E. Abbaticchio, ss		2	0	0	0	0	0	0	0	0	1	0	0	0	0	0	1	0	.333	2	2	0	1	
R. Kroh, p		3	0	0	0	0	0	0	0	0	0	0	0	0	0	0	0	0	.000					
O. Stange, ph-c		4	0	2	0	1	1	0	5	0	0	0	0	0	0	0	0	0	.333	3	0	1	0	0
Totals		57	3	14	3	4	1	0	20	5	10	7	1	2	0	1	1	3						

NAME	FT	G	SC	IP	H	R	ER	2B	3B	HR	BF	SO	BB	IBB	HB	SH	SF	WP	BK	IR	ERA
R. Kroh		74	9.0	5	1	1	2	0	0	0	33	3	2	0	1	0	0	0	0	0	.77
E. Willett			3.0	3	1	1	0	0	0	0	14	1	1	0	0	0	0	0	0	0	1.80
T. Sparks			1.0	0	0	0	0	0	0	0	3	0	1	1	0	0	1	0	0	3	.00
D. Crandall			2.1	1	0	0	0	0	0	0	10	1	1	1	0	0	0	0	0	0	.00
G. Mullin, W, 1-1			1.2	1	0	0	0	0	0	0	6	0	1	1	0	0	0	0	0	1	.00
Totals			17.0	10	2	2	2	0	0	0	66	5	6	3	1	0	1	0	0	4	

GAME DATA
 Day Game played on Saturday, October 2, 1909
 Regulation Game, Time: 61:08m
 BBW Update #30
 PbP Update #10

**GAME
THREE**

GAME 3:

We switch for the next 3 games to Starrucca's Home ballpark, where WE will now get last at bats, and we need it in this game, twice!

The game sees each team push across a lone run in the Regulation 9 innings. We going to extras! We get so deep into xtra innings that it resembles a vote for the Speaker of the House. It just goes on and on and on!

In the 13th, London scratches out a run.....but Starrucca matches it in the bot 13th.

The game keeps going on like a losing vote for Kevin McCarthy!

Bot 17th: Al Mattern is on the mound for London, he's the last one standing in the Tecumseh bullpen. We finally find somebody we can get to. Mattern used the Intentional Walk to get out of a jam in the 16th, but here in the 17th when he tries it again, it bites him in the ass. He ends up loading the bases, and then, WALKING in the winning run with the bases loaded!!!

Spans win one, finally, 3-2. Note: every game so far has been a 1 run game decided in a teams last at bats.

Both mgrs. have lowered their life expectancy by 5 years!

Team	1	2	3	4	5	6	7	8	9	R	H	E	LOB	DP
London Tecumsehs	1	3	0	0	1	0	0	1	1	7	11	0	8	0
South Starrucca Ainspans	0	0	1	0	0	1	0	0	0	2	5	1	7	3

London Tecumsehs (Game 4)																										
NAME	FT	AB	R	HRBI	2B	3B	HR	TB	SO	BB	IBB	HBP	SH	SF	SB	CS	GDP	AVG	PO	A	E	DP	PB			
D. Hoffman, cf		3	2	0	0	0	0	0	0	2	0	0	0	0	0	0	0	.167	7	0	0	0				
E. Grant, 3b		4	1	3	2	1	0	4	0	1	0	0	0	0	0	0	0	.421	0	1	0	0				
A. Burch, rf		4	0	1	2	0	1	3	0	1	0	0	0	0	0	0	0	.176	5	0	0	0				
G. Gibson, c		4	1	1	0	0	0	1	0	1	0	0	0	0	0	0	0	.200	4	0	0	0	0			
W. Keeler, lf		5	0	2	0	0	0	2	0	0	0	0	0	0	0	0	1	.385	2	0	0	0				
F. Tenney, 1b		4	1	1	1	0	0	1	0	1	0	0	0	0	0	0	0	.333	7	0	0	0				
E. Hebscher, 2b		4	2	2	0	0	1	4	0	0	0	0	0	0	0	0	0	.222	0	2	0	0				
M. Doolan, ss		4	0	0	0	0	0	0	1	0	0	0	0	0	0	0	0	.063	2	3	0	0				
N. Rucker, p		4	0	1	1	0	0	1	0	0	0	0	0	0	0	0	1	.143								
Totals		36	7	11	6	1	2	16	1	6	0	0	0	0	0	0	2									
NAME	FT	G	SC	IP	H	R	ER	2B	3B	HR	BF	SO	BB	IBB	HB	SH	SF	WP	BK	IR	ERA	PO	A	E	DP	PB
N. Rucker, W, 1-0		68	9.0	5	2	2	1	0	0	0	36	3	4	0	0	0	0	0	0	0	0	3.38	0	2	0	0
Totals		9.0	5	2	2	1	0	0	0	0	36	3	4	0	0	0	0	0	0	0	0	27	8	0	0	0

South Starrucca Ainspans (Game 4)																										
NAME	FT	AB	R	HRBI	2B	3B	HR	TB	SO	BB	IBB	HBP	SH	SF	SB	CS	GDP	AVG	PO	A	E	DP	PB			
D. Jones, lf		3	0	0	0	0	0	0	1	1	0	0	0	0	0	0	0	.105	3	0	0	0				
S. Evans, rf		3	0	0	0	0	0	0	0	1	0	0	0	0	0	0	0	.250	0	0	0	0				
L. Doyle, 2b		4	1	2	1	1	0	3	0	0	0	0	0	0	0	0	0	.350	2	9	0	3				
H. Baker, 3b		3	0	1	0	0	0	1	0	1	0	0	0	0	0	0	0	.444	1	2	0	1				
C. Wilson, cf		4	0	0	0	0	0	0	2	0	0	0	0	0	0	0	0	.125	2	0	0	0				
T. Jones, 1b		4	0	2	1	0	0	2	0	0	0	0	0	0	0	0	0	.125	13	0	1	2				
O. Stanage, c		4	0	0	0	0	0	0	0	0	0	0	0	0	0	0	0	.200	2	0	0	0	0			
E. Abbaticchio, ss		3	0	0	0	0	0	0	0	1	0	0	0	0	0	0	0	.167	4	5	0	2				
C. Falkenberg, p		1	1	0	0	0	0	0	0	0	0	0	0	0	0	0	0	.000								
N. Ball, ph		1	0	0	0	0	0	0	0	0	0	0	0	0	0	0	0	.000	0	0	0	0				
T. Sparks, p		0	0	0	0	0	0	0	0	0	0	0	0	0	0	0	0	-								
J. Delahanty, ph		1	0	0	0	0	0	0	0	0	0	0	0	0	0	0	0	.000	0	0	0	0				
B. Groom, p		0	0	0	0	0	0	0	0	0	0	0	0	0	0	0	0	-								
B. Unglaub, ph		1	0	0	0	0	0	0	0	0	0	0	0	0	0	0	0	.000	0	0	0	0				
Totals		32	2	5	2	1	0	6	3	4	0	0	0	0	0	0	0									
NAME	FT	G	SC	IP	H	R	ER	2B	3B	HR	BF	SO	BB	IBB	HB	SH	SF	WP	BK	IR	ERA	PO	A	E	DP	PB
C. Falkenberg, L, 0-1		37	5.0	5	5	2	1	0	0	0	25	0	6	0	0	0	0	0	0	0	0	3.60	0	2	0	0
T. Sparks		2.0	1	0	0	0	0	0	0	0	7	0	0	0	0	0	0	0	0	0	0	.00	0	0	0	0
B. Groom		2.0	5	2	2	0	2	0	0	0	10	1	0	0	0	0	0	0	0	0	0	9.00	0	0	0	0
Totals		9.0	11	7	4	1	2	0	0	0	42	1	6	0	0	0	0	0	0	0	0	27	18	1	3	0

GAME 4:

This game broke the pattern....it was just a common 7-2 shellacking by London where Starrucca never led and stayed far behind the whole game.....London now up 3 games to 1, and things weren't looking good for the Ainspans. One more Span loss would send them home for the off season.

Team	1	2	3	4	5	6	7	8	9	10	11	12
London Tecumsehs	0	0	0	0	1	0	0	1	0	0	0	0
South Starrucca Ainspans	0	0	0	0	0	2	0	0	0	0	0	0

Team	13	14	R	H	E	LOB	DP
London Tecumsehs	0	0	2	6	1	5	0
South Starrucca Ainspans	0	1	3	8	0	12	1

London Tecumsehs (Game 5)

NAME	FT	AB	R	HR	BI	2B	3B	HR	TB	SO	BB	IBB	HBP	SH	SF	SB	CS	GDP	AVG	PO	A	E	DP	PB
D. Hoffman, cf		6	0	2	0	0	0	0	2	0	0	0	0	0	0	0	0	0	.208	3	0	0	0	
E. Grant, 3b		6	0	0	1	0	0	0	0	0	0	0	0	0	0	0	0	0	.320	1	4	0	0	
A. Burch, rf		5	0	0	0	0	0	0	0	1	1	0	0	0	0	0	0	0	.136	5	0	0	0	
G. Gibson, c		4	0	1	0	0	0	0	1	0	1	0	0	0	0	0	0	0	.211	6	0	0	0	1
G. Perring, pr		0	0	0	0	0	0	0	0	0	0	0	0	0	0	0	1	0	1.000	0	0	0	0	
B. Bergen, c		0	0	0	0	0	0	0	0	0	0	0	0	0	0	0	0	0	-	1	0	0	0	0
N. Clarke, ph-c		1	0	0	0	0	0	0	0	1	0	0	0	0	0	0	0	0	.500	0	0	0	0	0
W. Keeler, lf		5	1	0	0	0	0	0	0	1	0	0	0	0	0	0	0	0	.278	0	1	0	0	
F. Tenney, 1b		4	0	0	0	0	0	0	0	0	1	0	0	0	0	0	0	0	.250	18	2	0	0	
E. Hebscher, 2b		5	0	2	1	0	0	0	2	1	0	0	0	0	0	0	0	0	.286	2	3	1	0	
M. Doolan, ss		5	0	0	0	0	0	0	0	0	0	0	0	0	0	0	0	1	.048	1	4	0	0	
F. Smith, p		2	0	0	0	0	0	0	0	0	0	0	0	0	0	0	0	0	.000					
P. Deininger, ph		1	1	1	0	0	0	0	1	0	0	0	0	0	0	0	0	0	.444	0	0	0	0	
J. Quinn, p		1	0	0	0	0	0	0	0	0	0	0	0	0	0	0	0	0	.000					
F. Oberlin, p		0	0	0	0	0	0	0	0	0	0	0	0	0	0	0	0	0	-					
W. Clement, ph		1	0	0	0	0	0	0	0	0	0	0	0	0	0	0	0	0	.000	0	0	0	0	
A. Mattern, p		0	0	0	0	0	0	0	0	0	0	0	0	0	0	0	0	0	-					
Totals		46	2	6	2	0	0	0	6	4	3	0	0	0	0	0	1	1						

NAME	FT	G	SC	IP	H	R	ER	2B	3B	HR	BF	SO	BB	IBB	HB	SH	SF	WP	BK	IR	ERA
F. Smith		56	7.0	7	2	2	2	0	0	0	29	3	2	0	0	0	0	0	0	0	1.86
J. Quinn			4.2	1	0	0	0	0	0	0	17	0	1	0	1	0	0	0	0	0	.00
F. Oberlin			.1	0	0	0	0	0	0	0	1	0	0	0	0	0	0	0	0	1	.00
A. Mattern, L, 0-2			1.0	0	1	1	0	0	0	0	7	1	2	0	1	1	0	0	0	0	6.75
Totals			13.0	8	3	3	2	0	0	0	54	4	5	0	2	1	0	0	0	1	

GAME FIVE

South Starrucca Ainspans (Game 5)

NAME	FT	AB	R	HR	BI	2B	3B	HR	TB	SO	BB	IBB	HBP	SH	SF	SB	CS	GDP	AVG	PO	A	E	DP	PB
D. Jones, lf		4	0	1	0	0	0	0	1	0	2	0	0	0	0	0	0	0	.130	7	0	0	0	
S. Evans, rf		4	1	0	0	0	0	0	0	0	1	0	0	0	0	0	0	0	.200	4	0	0	0	
E. Willett, p		1	0	0	0	0	0	0	0	0	0	0	0	0	0	0	0	0	.000					
L. Doyle, 2b		6	1	1	0	0	0	0	1	1	0	0	0	0	0	0	0	0	.308	0	4	0	0	
H. Baker, 3b		6	0	2	0	0	0	0	2	1	0	0	0	0	0	0	0	0	.417	0	4	0	0	
C. Wilson, cf		6	0	1	2	1	0	0	2	1	0	0	0	0	0	0	0	0	.136	5	0	0	0	
T. Jones, 1b		4	1	0	0	0	0	0	0	0	0	0	2	0	0	0	0	0	.100	16	1	0	1	
T. Downey, ss		3	0	0	0	0	0	0	0	1	0	0	0	0	0	0	0	0	.222	3	3	0	1	
H. Wolter, ph		1	0	0	0	0	0	0	0	0	0	0	0	0	0	0	0	0	.000	0	0	0	0	
E. Abbaticchio, ss		1	0	0	0	0	0	0	0	0	0	0	0	1	0	0	0	0	.143	1	2	0	0	
R. Dooin, c		3	0	2	0	0	0	0	2	0	0	0	0	0	0	0	0	0	.444	2	0	0	0	0
J. Devore, pr	I	0	0	0	0	0	0	0	0	0	0	0	0	0	0	0	0	0	-	0	0	0	0	
O. Stanlage, c		2	0	0	0	0	0	0	0	0	1	0	0	0	0	0	0	0	.167	3	1	0	0	0
G. Mullin, p		2	0	1	0	1	0	0	2	0	0	0	0	0	0	0	0	0	.400					
B. Unglaub, ph		1	0	0	0	0	0	0	0	0	0	0	0	0	0	0	0	0	.000	0	0	0	0	
R. Hagerman, p		0	0	0	0	0	0	0	0	0	0	0	0	0	0	0	0	0	.000					
B. Becker, ph-rf		2	0	0	1	0	0	0	0	0	1	0	0	0	0	0	0	0	.000	0	0	0	0	
Totals		46	3	8	3	2	0	0	10	4	5	0	2	1	0	0	0	0						

GAME FIVE

NAME	FT	G	SC	IP	H	R	ER	2B	3B	HR	BF	SO	BB	IBB	HB	SH	SF	WP	BK	IR	ERA
G. Mullin		66	7.0	3	1	1	1	0	0	0	26	2	3	0	0	0	0	0	0	0	.56
R. Hagerman, SOP BS, 2			3.0	2	1	1	1	0	0	0	11	1	0	0	0	0	0	0	0	0	3.86
E. Willett, W, 1-0			4.0	1	0	0	0	0	0	0	12	1	0	0	0	0	0	0	0	0	1.00
Totals			14.0	6	2	2	2	0	0	0	49	4	3	0	0	0	0	0	0	0	

GAME DATA

Day Game played on Monday, October 4, 1909
 Regulation Game, Time: 31:22m
 BBW Update #30
 PbP Update #10

GAME 5:

We return to our post-regulation ways....but to get there, we needed a clutch 2 run double to drive in the tying runs by Chief Wilson. Wilson was 2nd in the league in RBI's and he never drove in 2 more important than this pair.

We play the 10th, 11th, 12th, 13th, and then the 14th. Fans are getting restless and the mgrs. are burning out. Both of us had opportunities to score, and just couldn't push the run across. Willie Keeler threw out a runner at Home from leftfield, trying to score the winning run. Tecumseh shortstop Mickey Dooan threw a runner out at the plate to keep the game going.

Finally, in the 14th, London was left with Al Mattern again as the last pitcher in their bullpen. And Mattern is nothing if not consistent; for his second game in a row, he first loaded the bases, and then walked another batter, driving in the game winning run!

Spans win! Spans Win! 3-2 ! They've left a dozen runners on base, but finally push one across.

At this point, we've been going for 3 and a half hours, and a dozen reboots with Zoom. We were burned out. Starrucca was holding on by the skin of their teeth. They won TWO games, in xtra innings, when the opposing pitcher WALKED the batter with the bases loaded, to lose the game! Without that wildness, we would have been swept and sent on our way. We now live to fight another day.

These first five games though had to have been one of the most tense, yet satisfying contests I can remember having. Both mgrs. pulled out all the stops, used as many players on the roster that they could, and saw the lead turn around in the blink of an eye.

Team	1	2	3	4	5	6	7	8	9	R	H	E	LOB	DP
South Starrucca Ainspans	3	0	0	2	0	0	0	0	1	6	8	0	6	1
London Tecumsehs	0	0	0	3	0	0	0	1	0	4	10	2	7	0

South Starrucca Ainspans (Game 6)																								
NAME	FT	AB	R	HR	BI	2B	3B	HR	TB	SO	BB	IBB	HBP	SH	SF	SB	CS	GDP	AVG	PO	A	E	DP	PB
D. Jones, lf		4	1	2	0	0	0	0	2	0	0	0	1	0	0	0	0	0	.185	1	0	0	0	
S. Evans, rf		4	1	2	2	0	1	0	4	0	0	0	1	0	0	0	0	0	.250	2	0	0	0	
L. Doyle, 2b		5	0	0	0	0	0	0	0	1	0	0	0	0	0	0	0	0	.258	2	2	0	0	
H. Baker, 3b		4	1	1	2	0	0	1	4	0	0	0	0	0	0	0	0	0	.393	3	1	0	0	
C. Wilson, cf		4	1	1	0	1	0	0	2	0	0	0	0	0	0	0	0	0	.154	3	0	0	0	
T. Jones, 1b		3	0	0	0	0	0	0	0	1	0	0	0	1	0	0	0	0	.087	8	2	0	1	
T. Downey, ss		4	1	1	1	0	0	0	1	0	0	0	0	0	0	0	0	0	.231	2	5	0	1	
R. Dooin, c		4	0	0	0	0	0	0	0	1	0	0	0	0	0	0	0	0	.308	4	0	0	0	
R. Kroh, p		2	0	0	0	0	0	0	0	0	1	0	0	0	0	0	0	0	.000					
D. Crandall, p		1	1	1	0	0	0	0	1	0	0	0	0	0	0	0	0	0	.500					
E. Willett, p		0	0	0	0	0	0	0	0	0	0	0	0	0	0	0	0	0	.000					
Totals		35	6	8	5	1	1	1	14	3	1	0	2	1	0	0	0	0						

NAME	FT	G	SC	IP	H	R	ER	2B	3B	HR	BF	SO	BB	IBB	HB	SH	SF	WP	BK	IR	ERA
R. Kroh, W, 1-0		47	7.1	8	4	4	2	0	0	32	3	2	0	0	0	0	0	0	0	2	2.37
D. Crandall, SOP H, 1		1.0	1	0	0	0	0	0	0	4	1	0	0	0	0	0	0	0	2		.00
E. Willett, SOP S, 1		.2	1	0	0	0	0	0	0	2	0	0	0	0	0	0	0	0	1		.93
Totals		9.0	10	4	4	2	0	0	38	4	2	0	0	0	0	0	0	0	3		27

GAME 6:

After a nite of not much rest, we reconvene: Starrucca breaks fast out of the gate.....scoring 3 big runs in the top of the first! We obviously needed our rest before this one.

We take a 5-0 lead into the bottom of the 4th, and figure we can coast.

2 runs came on another homerun by Home Run Baker! (I'm just glad his nickname wasn't "Bunt Single Baker" as we would still be at home plate trying to beat one out!)

Thinking again that we could coast, London proved to us that we couldn't.

They come back with 3 fast runs, now 5-3, and we end up winning this one 6-4, the game being in doubt right up til the last batter.

Interesting Tidbit: Ed's story on HomeRun Bakers nickname.....came true today; he hit TWO out so far in the series. The only two of the entire match.

The series is now TIED at 3 games apiece.....we go to the Finale with either team showing satisfaction at a series well played and ultra competitive.

London Tecumsehs (Game 6)																								
NAME	FT	AB	R	HR	BI	2B	3B	HR	TB	SO	BB	IBB	HBP	SH	SF	SB	CS	GDP	AVG	PO	A	E	DP	PB
D. Hoffman, cf		5	0	2	0	0	0	0	2	0	0	0	0	0	0	0	0	0	.241	4	0	0	0	
E. Grant, 3b		5	1	1	0	0	0	0	1	0	0	0	0	0	0	0	0	1	.300	0	2	0	0	
A. Burch, rf		4	0	0	0	0	0	0	0	0	0	0	0	0	0	0	0	0	.115	1	0	1	0	
G. Gibson, c		4	1	2	0	1	0	0	3	1	0	0	0	0	0	0	0	0	.261	2	0	0	0	
B. Davidson, pr		0	0	0	0	0	0	0	0	0	0	0	0	0	0	0	0	0	-	0	0	0	0	
B. Bergen, c		0	0	0	0	0	0	0	0	0	0	0	0	0	0	0	0	0	-	1	0	0	0	
W. Keeler, lf		2	1	2	2	0	0	0	2	0	2	0	0	0	0	0	0	0	.350	1	0	0	0	
W. Alperman, 2b		4	1	1	1	1	0	0	2	0	0	0	0	0	0	0	0	0	.059	3	6	0	0	
E. Hebscher, 1b		4	0	1	1	0	0	0	1	0	0	0	0	0	0	0	0	0	.278	14	2	1	0	
M. Doolan, ss		3	0	0	0	0	0	0	0	0	0	0	0	0	0	0	0	0	.042	0	1	0	0	
P. Deininger, ph		1	0	0	0	0	0	0	0	1	0	0	0	0	0	0	0	0	.400	0	0	0	0	
J. Lake, p		3	0	0	0	0	0	0	0	2	0	0	0	0	0	0	0	0	.000					
N. Clarke, ph		1	0	1	0	0	0	0	1	0	0	0	0	0	0	0	0	0	.667	0	0	0	0	
Totals		36	4	10	4	2	0	0	12	4	2	0	0	0	0	0	0	1						

NAME	FT	G	SC	IP	H	R	ER	2B	3B	HR	BF	SO	BB	IBB	HB	SH	SF	WP	BK	IR	ERA
J. Lake, L, 0-1		51	9.0	8	6	5	1	1	1	39	3	1	0	2	1	0	0	0	0	2	2.81
Totals		9.0	8	6	5	1	1	1	39	3	1	0	2	1	0	0	0	0	0		27

Team	1	2	3	4	5	6	7	8	9	R	H	E	LOB	DP
South Starrucca Ainspans	0	2	0	0	0	0	0	1	0	3	7	0	6	0
London Tecumsehs	0	0	0	0	0	0	0	0	0	0	4	1	6	0

South Starrucca Ainspans (Game 7)																										
NAME	FT	AB	R	HR	BI	2B	3B	HR	TB	SO	BB	IBB	HBP	SH	SF	SB	CS	GDP	AVG	PO	A	E	DP	PB		
D. Jones, lf		4	0	0	0	0	0	0	0	2	0	0	0	0	0	0	0	0	.161	2	0	0	0			
S. Evans, rf		4	0	1	1	0	0	0	1	1	0	0	0	0	0	0	0	0	.250	1	0	0	0			
L. Doyle, 2b		4	0	0	0	0	0	0	0	1	0	0	0	0	0	0	0	0	.229	2	6	0	0			
H. Baker, 3b		4	1	1	0	0	0	0	1	1	0	0	0	0	0	0	0	0	.375	0	2	0	0			
C. Wilson, cf		4	1	1	1	1	0	0	2	1	0	0	0	0	0	0	0	0	.167	3	0	0	0			
T. Jones, 1b		4	0	1	0	0	0	0	1	1	0	0	0	0	0	0	0	0	.111	10	4	0	0			
O. Stange, c		3	0	2	1	0	0	0	2	0	0	0	0	0	1	0	0	0	.267	1	2	0	0	0		
J. Devore, pr		0	0	0	0	0	0	0	0	0	0	0	0	0	0	0	0	0	-	0	0	0	0			
J. Dooin, c		0	0	0	0	0	0	0	0	0	0	0	0	0	0	0	0	0	.308	0	0	0	0	0		
E. Abbaticchio, ss		1	0	0	0	0	0	0	0	0	1	0	0	0	0	0	0	0	.125	1	0	0	0			
N. Ball, ph		1	0	0	0	0	0	0	0	0	0	0	0	0	0	0	0	0	.000	0	0	0	0			
C. Falkenberg, p		0	0	0	0	0	0	0	0	0	0	0	0	0	0	0	0	0	.000							
R. Hagerman, p		0	0	0	0	0	0	0	0	0	0	0	0	0	0	0	0	0	.000							
B. Unglaub, ph		1	0	0	0	0	0	0	0	0	0	0	0	0	0	0	0	0	.000	0	0	0	0			
E. Willett, p		0	0	0	0	0	0	0	0	0	0	0	0	0	0	0	0	0	.000							
G. Mullin, p		1	0	0	0	0	0	0	0	0	0	0	0	1	0	0	0	0	.333							
T. Downey, ss		2	1	1	0	0	1	0	3	0	0	0	0	0	0	0	0	0	.267	3	0	0	0			
Totals		33	3	7	3	1	1	0	10	7	1	0	0	1	1	0	0	0								
NAME	FT	G	SC	IP	H	R	ER	2B	3B	HR	BF	SO	BB	IBB	HB	SH	SF	WP	BK	IR	ERA					
G. Mullin, W, 2- 1		65	6.0	3	0	0	0	0	0	0	22	1	2	0	0	0	0	0	0	0	0	.41	3	2	0	0
C. Falkenberg, SOP H, 1		.1	0	0	0	0	0	0	0	0	2	0	0	0	1	0	0	0	0	0	0	3.38	0	0	0	0
R. Hagerman, SOP H, 1		1.2	1	0	0	0	0	0	0	0	6	0	1	0	0	0	0	0	0	1	2.84	0	0	0	0	
E. Willett, SOP S, 2		1.0	0	0	0	0	0	0	0	0	3	0	0	0	0	0	0	0	0	0	.84	1	0	0	0	
Totals		9.0	4	0	0	0	0	0	0	0	33	1	3	0	1	0	0	0	0	1		27	16	0	0	0

London Tecumsehs (Game 7)																										
NAME	FT	AB	R	HR	BI	2B	3B	HR	TB	SO	BB	IBB	HBP	SH	SF	SB	CS	GDP	AVG	PO	A	E	DP	PB		
D. Hoffman, cf		2	0	1	0	0	0	0	1	0	2	0	0	0	0	0	0	1	0	.258	6	0	0	0		
E. Grant, 3b		4	0	2	0	0	0	0	2	0	0	0	0	0	0	0	0	1	0	.324	0	2	0	0		
A. Burch, rf		4	0	0	0	0	0	0	0	0	0	0	0	0	0	0	0	0	.100	3	0	0	0			
G. Gibson, c		4	0	0	0	0	0	0	0	1	0	0	0	0	0	0	0	0	.222	7	0	0	0	0		
W. Keeler, lf		3	0	1	0	0	0	0	1	0	0	0	1	0	0	0	0	0	.348	1	0	0	0			
F. Tenney, 1b		3	0	0	0	0	0	0	0	0	1	0	0	0	0	0	0	0	.211	8	1	0	0			
W. Alperman, 2b		3	0	0	0	0	0	0	0	0	0	0	0	0	0	0	0	0	.050	2	3	0	0			
M. Doolan, ss		2	0	0	0	0	0	0	0	0	0	0	0	0	0	0	0	0	.038	0	3	0	0			
N. Clarke, ph		1	0	0	0	0	0	0	0	0	0	0	0	0	0	0	0	0	.500	0	0	0	0			
G. Perring, ss		0	0	0	0	0	0	0	0	0	0	0	0	0	0	0	0	0	1.000	0	0	1	0			
N. Rucker, p		2	0	0	0	0	0	0	0	0	0	0	0	0	0	0	0	0	.111							
P. Deining, ph		1	0	0	0	0	0	0	0	0	0	0	0	0	0	0	0	0	.364	0	0	0	0			
A. Mattern, p		0	0	0	0	0	0	0	0	0	0	0	0	0	0	0	0	0	-							
Totals		29	0	4	0	0	0	0	4	1	3	0	1	0	0	0	2	0								
NAME	FT	G	SC	IP	H	R	ER	2B	3B	HR	BF	SO	BB	IBB	HB	SH	SF	WP	BK	IR	ERA					
N. Rucker, L, 1- 1		63	8.0	6	3	3	1	1	0	0	32	6	1	0	0	1	1	0	0	0	3.38	0	0	0	0	
A. Mattern		1.0	1	0	0	0	0	0	0	0	4	1	0	0	0	0	0	0	0	0	4.91	0	0	0	0	
Totals		9.0	7	3	3	1	1	0	0	0	36	7	1	0	0	1	1	0	0			27	9	1	0	0

GAME 7:

George Mullin and 3 Span Relievers shut down the London offense today. They got caught stealing twice as they were trying anything they could to get a rally started. Mullin pitched great in a 3-0 win, the Tecumsehs just looking a little tired and worn out at the plate today.

Starrucca comes from behind to take the series 4 games to 3 !

Hats off to London GM who kept his boys running and shined from the field as at least 3-4 outfielders gunned out Span runners at the plate!

Starrucca wins and will now advance to the World Series against the winner of Bradenton/Pittsburgh.



**McCORKINDALE
DIVISION CHAMPS**

VS

**KIRWIN
DIVISION CHAMPS**



Pittsburgh
Rebels

The Rebels (93-61) and Buckeyes (97-57) would open the best-of-seven series in Shaffer Stadium. Bradenton had won 5 of 8 games between the teams in the regular season and pitched a bit better (2.57 vs 2.65) than the Rebels, who out-fielded the Buckeyes (3rd @ .970 vs 4th @ .965). Both teams hit .246 this year but Pittsburgh averaged 4.4 runs per game, outscoring their opponents 684 to 516. Bradenton averaged only 4.1 runs per game, and outscored their opposition 633 to 540.

Pittsburgh out-homered Bradenton 25-11 this year and stole 8 more bases than the Buckeyes (224 to 216).

Weds September 29

Art Fromme (21-13, 2.29) and Orval Overall (27-7, 1.12) would carry their teams' hopes to the mound in the opener. The game was scoreless until the 6th inning when Rube Ellis singled to give the Rebels the lead. Bradenton then took the lead in the home half, scoring on a SF by Kid Elberfeld and a 2-run Gabby Street 1B.

A bunt DP killed a 7th inning Pittsburgh threat.

The Buckeyes chased Fromme with a 4-run 7th, taking a commanding 7-1 lead.

Deciding a 6-run lead with 6 outs to go was safe, Bradenton gave Overall the rest of the afternoon off.

Colby Jack Coombs took the mound and faced only 4 hitters - they all singled! Deacon Phillippe relieved and immediately gave up a 2-run single to the hot hitting Ellis, cutting the lead to 7-4. Chief Meyers doubled on the next pitch and it was a 7-6 contest. Baldy Flanagan pinch hit, tying the score with a SF. Vic Willis finally got the 3rd out. In the top of the 9th, Tris Speaker broke the tie with an RBI double. Meyers squeezed home an insurance run. Rebel Oakes dropped a fly ball in LF to make it 10-7. Baldy Flanagan then capped the scoring with an RBI triple.

PIT 11-15-3 WP-Frank Corridon

BR 7- 9-2 LP-Vic Willis

Team	1	2	3	4	5	6	7	8	9	R	H	E	LOB	DP
Pittsburgh Rebels	0	0	0	0	0	1	0	6	4	11	15	3	7	0
Bradenton Buckeyes	0	0	0	0	0	3	4	0	0	7	9	2	9	1

Pittsburgh Rebels (Game 1)																								
NAME	FT	AB	R	HR	BI	2B	3B	HR	TB	SO	BB	IBB	HBP	SH	SF	SB	CS	GDP	AVG	PO	A	E	DP	PB
B. Byrne, 3b		5	2	3	0	0	0	0	3	1	0	0	0	0	0	0	0	0	.600	0	0	0	0	
D. Murphy, lf		3	2	1	0	0	0	0	1	0	1	0	0	1	0	0	0	0	.333	1	0	1	0	
T. Speaker, cf		4	2	2	2	1	0	0	3	1	1	1	0	0	0	0	0	0	.500	3	0	0	0	
J. Tinker, ss		5	1	2	0	1	0	0	3	0	0	0	0	0	0	0	0	0	.400	1	2	2	0	
R. Ellis, rf		4	2	4	3	0	0	0	4	0	1	0	0	0	0	0	0	0	1.000	5	0	0	0	
C. Meyers, c		4	1	1	3	1	0	0	2	2	0	0	0	1	0	0	0	0	.250	2	2	0	0	0
G. Stovall, 1b		4	1	0	0	0	0	0	0	0	0	0	0	1	0	0	0	0	.000	12	1	0	0	
C. Charles, 2b		3	0	0	0	0	0	0	0	1	0	0	0	0	0	0	0	0	.000	2	4	0	0	
B. Flanagan, ph-2b		2	0	2	2	0	1	0	4	0	0	0	0	0	0	0	0	0	1.000	0	0	0	0	
A. Fromme, p		3	0	0	0	0	0	0	0	0	0	0	0	0	0	0	0	0	1.000					
F. Corridon, p		1	0	0	0	0	0	0	0	0	0	0	0	1	0	0	0	0	.000					
Totals		38	11	15	10	3	1	0	20	5	3	1	0	4	0	0	0	1						

NAME	FT	G	SC	IP	H	R	ER	2B	3B	HR	BF	SO	BB	IBB	HB	SH	SF	WP	BK	IR	ERA
A. Fromme		30	6.1	7	7	5	0	0	0	0	32	1	5	1	0	0	1	0	0	0	7.11
F. Corridon, W, 1-0		2.2	2	0	0	0	0	0	0	0	11	0	0	0	0	0	0	0	0	2	.00
Totals		9.0	9	7	5	0	0	0	0	0	43	1	5	1	0	0	1	0	0	2	

GAME ONE

Bradenton Buckeyes (Game 1)																								
NAME	FT	AB	R	HR	BI	2B	3B	HR	TB	SO	BB	IBB	HBP	SH	SF	SB	CS	GDP	AVG	PO	A	E	DP	PB
R. Oakes, lf		4	1	0	0	0	0	0	0	0	1	0	0	0	0	0	0	0	.000	1	0	1	0	
C. Seymour, rf		4	1	1	0	0	0	0	1	0	1	0	0	0	0	0	1	0	.250	3	1	0	0	
N. Lajoie, 2b		4	0	0	0	0	0	0	0	1	1	0	0	0	0	1	0	0	.000	3	2	1	0	
H. Davis, 1b		5	2	2	1	0	0	0	2	0	0	0	0	0	0	0	0	0	.400	10	4	0	1	
W. Miller, cf		5	2	2	1	0	0	0	2	0	0	0	0	0	0	1	0	0	.400	1	0	0	0	
W. Wood, 3b		2	0	0	0	0	0	0	0	0	0	0	0	0	0	0	0	0	.000	0	1	0	0	
H. Zimmerman, ph-3b		1	1	0	0	0	0	0	0	0	1	1	0	0	0	0	0	0	.000	0	0	0	0	
J. Coombs, p		0	0	0	0	0	0	0	0	0	0	0	0	0	0	0	0	0	-					
D. Phillippe, p		0	0	0	0	0	0	0	0	0	0	0	0	0	0	0	0	0	-					
V. Willis, p		0	0	0	0	0	0	0	0	0	0	0	0	0	0	0	0	0	-					
R. Thomas, ph		1	0	1	0	0	0	0	1	0	0	0	0	0	0	0	0	0	1.000	0	0	0	0	
K. Elberfeld, ss		4	0	0	1	0	0	0	0	0	0	0	0	0	1	1	0	0	.000	1	4	0	1	
G. Street, c		3	0	2	3	0	0	0	2	0	1	0	0	0	0	0	0	0	.667	7	1	0	1	0
O. Overall, p		3	0	1	0	0	0	0	1	0	0	0	0	0	0	0	0	0	.333					
F. Stem, ph-3b		1	0	0	0	0	0	0	0	0	0	0	0	0	0	0	0	0	.000	0	1	0	0	
Totals		37	7	9	6	0	0	0	9	1	5	1	0	0	1	3	1	0						

NAME	FT	G	SC	IP	H	R	ER	2B	3B	HR	BF	SO	BB	IBB	HB	SH	SF	WP	BK	IR	ERA
O. Overall		63	7.0	6	1	1	1	0	0	0	27	4	1	1	0	1	0	0	0	0	1.29
J. Coombs		.0	4	4	4	0	0	0	0	0	4	0	0	0	0	0	0	0	0	0	-
D. Phillippe, SOP BS, 1		.2	3	2	2	1	0	0	0	0	5	0	0	0	0	2	0	0	0	327.00	
V. Willis, L, 0-1		1.1	2	4	2	1	1	0	0	0	9	1	2	0	0	1	0	0	0	113.50	
Totals		9.0	15	11	9	3	1	0	0	0	45	5	3	1	0	4	0	0	0	4	

Thursday September 30
 George McQuillan (23-8, 1.80) and
 Howie Camnitz (24-12, 2.01) took the
 mound for what might be the final
 game of the season in Shaffer
 Stadium.
 Pittsburgh again struck first, scoring in
 the 2nd inning on an infield single by
 George Stovall. Baldy Flanagan then
 added insurance with a 2-run double.
 Tris Speaker robbed Nap LaJoie of
 extra bases to end the 3rd inning, but
 crashed into the CF wall (1 day - the
 travel day).
 Bradenton loaded the bases in the
 bottom of the 4th inning with no one
 out. McQuillan then struck out Woody
 Wood and induced a GDP from
 Gabby Street.
 That was that, and Pittsburgh had
 completed the sweep in Shaffer
 Stadium
 PIT 3-4-1 WP-George McQuillan
 BR 0-5-3 LP-Howie Camnitz

Pittsburgh Rebels at Bradenton Buckeyes																									
Team	1	2	3	4	5	6	7	8	9	R	H	E	LOB	DP											
Pittsburgh Rebels	0	3	0	0	0	0	0	0	0	3	4	1	4	1											
Bradenton Buckeyes	0	0	0	0	0	0	0	0	0	0	5	3	8	0											
Pittsburgh Rebels (Game 2)																									
NAME	FT	AB	R	HR	BI	2B	3B	HR	TB	SO	BB	IBB	HBP	SH	SF	SB	CS	GDP	AVG	PO	A	E	DP	PB	
B. Byrne, 3b		3	0	0	0	0	0	0	0	0	0	0	0	1	0	0	0	0	.375	0	3	0	0	0	
D. Murphy, lf-cf		4	0	0	0	0	0	0	0	2	0	0	0	0	0	0	0	0	.143	2	0	0	0	0	
T. Speaker, cf		2	0	0	0	0	0	0	0	0	0	0	0	0	0	0	0	0	.333	1	0	0	0	0	
T. McMillan, lf		1	0	1	0	0	0	0	1	0	1	0	0	0	0	0	0	0	1.000	1	0	0	0	0	
J. Tinker, ss		3	0	0	0	0	0	0	0	0	0	0	0	1	0	0	0	0	.250	1	4	0	1	0	
R. Ellis, rf		4	1	1	0	0	0	0	1	0	0	0	0	0	0	0	0	0	.625	2	0	0	0	0	
C. Meyers, c		4	1	0	0	0	0	0	0	1	0	0	0	0	0	0	0	0	.125	9	1	0	0	1	
G. Stovall, 1b		4	1	1	1	0	0	0	1	1	0	0	0	0	0	0	0	0	.125	9	0	0	1	0	
B. Flanagan, 2b		3	0	1	2	1	0	0	2	0	0	0	0	0	0	0	0	0	.600	1	3	1	1	0	
G. McQuillan, p		2	0	0	0	0	0	0	0	0	0	0	0	1	0	0	0	0	.000						
Totals		30	3	4	3	1	0	0	5	4	1	0	0	3	0	0	0	0							
NAME	FT	G	SC	IP	H	R	ER	2B	3B	HR	BF	SO	BB	IBB	HB	SH	SF	WP	BK	IR	ERA				
G. McQuillan, W, 1- 0		82	9.0	5	0	0	1	0	0	0	35	8	3	0	1	0	0	0	0	0	.00	1	0	0	0
Totals			9.0	5	0	0	1	0	0	0	35	8	3	0	1	0	0	0	0	0		27	11	1	1
INJURIES : T. Speaker (1 day)																									

Pittsburgh Rebels at Bradenton Buckeyes																									
Bradenton Buckeyes (Game 2)																									
NAME	FT	AB	R	HR	BI	2B	3B	HR	TB	SO	BB	IBB	HBP	SH	SF	SB	CS	GDP	AVG	PO	A	E	DP	PB	
R. Thomas, rf		4	0	0	0	0	0	0	0	2	0	0	0	0	0	0	0	0	.200	4	0	0	0	0	
R. Oakes, lf		3	0	2	0	1	0	0	3	0	1	0	0	0	0	0	0	0	.286	1	1	0	0	0	
N. Lajoie, 2b		4	0	0	0	0	0	0	0	1	0	0	0	0	0	0	0	0	.000	2	5	1	0	0	
H. Davis, 1b		3	0	1	0	0	0	0	1	0	1	0	0	0	0	0	0	0	.375	12	1	0	0	0	
W. Miller, cf		4	0	1	0	0	0	0	1	0	0	0	0	0	0	0	1	0	.333	3	0	0	0	0	
K. Elberfeld, ss		3	0	1	0	0	0	0	1	2	0	0	1	0	0	0	0	0	.143	0	2	1	0	0	
W. Wood, 3b		3	0	0	0	0	0	0	0	1	1	0	0	0	0	0	0	0	.000	0	3	0	0	0	
G. Street, c		4	0	0	0	0	0	0	0	1	0	0	0	0	0	0	0	1	.286	5	1	0	0	1	
H. Camnitz, p		2	0	0	0	0	0	0	0	0	0	0	0	0	0	0	0	0	.000						
H. Zimmerman, ph		1	0	0	0	0	0	0	0	1	0	0	0	0	0	0	0	0	.000	0	0	0	0	0	
J. Coombs, p		0	0	0	0	0	0	0	0	0	0	0	0	0	0	0	0	0	-						
Totals		31	0	5	0	1	0	0	6	8	3	0	1	0	0	0	1	1							
NAME	FT	G	SC	IP	H	R	ER	2B	3B	HR	BF	SO	BB	IBB	HB	SH	SF	WP	BK	IR	ERA				
H. Camnitz, L, 0- 1		65	7.0	4	3	0	1	0	0	0	27	2	0	0	0	3	0	0	0	0	.00	0	2	1	0
J. Coombs			2.0	0	0	0	0	0	0	0	7	2	1	0	0	0	0	0	0	0	18.00	0	0	0	0
Totals			9.0	4	3	0	1	0	0	0	34	4	1	0	0	3	0	0	0	0		27	15	3	1

Team	1	2	3	4	5	6	7	8	9	R	H	E	LOB	DP
Bradenton Buckeyes	0	0	0	0	2	0	0	0	2	4	11	1	10	0
Pittsburgh Rebels	2	0	1	0	0	3	0	0		6	10	1	9	3

Bradenton Buckeyes (Game 3)																									
NAME	FT	AB	R	HR	BI	2B	3B	HR	TB	SO	BB	IBB	HBP	SH	SF	SB	CS	GDP	AVG	PO	A	E	DP	PB	
K. Elberfeld, ss		4	0	1	0	0	0	0	1	0	1	0	0	0	0	0	0	0	.182	1	0	0	0		
N. Lajoie, 2b		5	1	2	0	1	0	0	3	0	0	0	0	0	0	0	0	2	.154	1	2	0	0		
H. Davis, 1b		4	1	1	0	0	0	0	1	0	1	0	0	0	0	0	0	0	.333	7	1	0	0		
C. Seymour, rf		4	0	2	3	1	0	0	3	0	1	0	0	0	0	0	0	0	.375	0	0	1	0		
H. Zimmerman, 3b		5	0	0	0	0	0	0	0	0	0	0	0	0	0	0	0	1	.000	0	1	0	0		
R. Oakes, cf		2	0	0	0	0	0	0	0	0	2	0	0	0	0	0	0	0	.222	4	0	0	0		
W. Wood, lf		3	0	1	0	0	0	0	1	0	1	0	0	0	0	0	0	0	.125	3	0	0	0		
G. Street, c		3	0	0	0	0	0	0	0	0	0	0	0	0	0	0	0	0	.200	6	0	0	0	0	
R. Thomas, ph		1	0	0	0	0	0	0	0	0	0	0	0	0	0	0	0	0	.167	0	0	0	0		
J. Archer, c		0	0	0	0	0	0	0	0	0	0	0	0	0	0	0	0	0	-	1	0	0	0	0	
O. Overall, p		3	1	3	1	0	0	1	6	0	0	0	0	0	0	0	0	0	.667						
D. Phillippe, p		0	0	0	0	0	0	0	0	0	0	0	0	0	0	0	0	0	-						
E. Gardner, ph		1	1	1	0	0	0	0	1	0	0	0	0	0	0	0	0	0	1.000	0	0	0	0		
Totals		35	4	11	4	2	0	1	16	0	6	0	0	0	0	0	0	3							
NAME	FT	G	SC	IP	H	R	ER	2B	3B	HR	BF	SO	BB	IBB	HB	SH	SF	WP	BK	IR	ERA				
O. Overall, L, 0-1		28	5.1	10	6	5	2	2	0	3	31	5	3	0	2	0	1	1	0	0	4.38	0	4	0	0
D. Phillippe		2.2	0	0	0	0	0	0	0	0	8	1	0	0	0	0	1	0	0	3	5.40	1	0	0	0
Totals		8.0	10	6	5	2	2	0	39	6	3	0	2	0	2	1	0	3		24	8	1	0	0	

EJECTIONS : O. Overall

Pittsburgh Rebels (Game 3)																									
NAME	FT	AB	R	HR	BI	2B	3B	HR	TB	SO	BB	IBB	HBP	SH	SF	SB	CS	GDP	AVG	PO	A	E	DP	PB	
B. Byrne, 3b		5	1	2	0	0	0	0	2	1	0	0	0	0	0	0	0	0	.385	2	0	0	0		
D. Murphy, lf		2	1	1	0	0	1	0	3	0	1	0	1	0	0	0	0	0	.222	2	0	0	0		
T. McMillan, pr-lf		1	1	0	0	0	0	0	0	0	0	0	0	0	0	0	0	0	.500	1	0	0	0		
T. Speaker, cf		5	2	3	2	1	0	0	4	2	0	0	0	0	0	1	0	0	.455	3	1	0	0		
J. Tinker, ss		2	0	1	1	0	0	0	1	0	0	0	1	0	1	0	0	0	.300	5	8	0	3		
R. Ellis, rf		3	0	0	1	0	0	0	0	1	0	0	0	0	1	0	0	0	.455	1	0	0	0		
G. Stovall, 1b		3	0	2	0	0	1	0	4	0	1	0	0	0	0	0	0	0	.273	9	2	0	3		
B. Flanagan, 2b		2	0	0	0	0	0	0	0	1	1	0	0	0	0	0	0	0	.429	0	1	1	0		
F. Corridon, p		1	0	0	0	0	0	0	0	0	0	0	0	0	0	0	0	0	.000						
I. Thomas, c		4	0	0	0	0	0	0	0	1	0	0	0	0	0	0	0	0	.000	3	0	0	0	0	
R. Waddell, p		2	0	0	0	0	0	0	0	0	0	0	0	0	0	0	0	0	.000						
C. Charles, 2b		2	1	1	0	1	0	0	2	0	0	0	0	0	0	0	0	0	.200	0	1	0	1		
Totals		32	6	10	4	2	2	0	16	6	3	0	2	0	2	1	0	0							
NAME	FT	G	SC	IP	H	R	ER	2B	3B	HR	BF	SO	BB	IBB	HB	SH	SF	WP	BK	IR	ERA				
R. Waddell, W, 1-0		46	5.1	7	2	1	2	0	1	25	0	2	0	0	0	0	0	0	0	1	1.69	0	1	0	0
F. Corridon, SOP S, 1		3.2	4	2	2	0	0	0	0	16	0	4	0	0	0	0	0	0	0	1	2.84	1	1	0	1
Totals		9.0	11	4	3	2	0	1	41	0	6	0	0	0	0	0	0	0	1		27	15	1	3	0

INJURIES : D. Murphy (0 days)

Saturday October 2

Orval Overall returned to face Rube Waddell (18-11, 2.8) as the series shifted to Pittsburgh.

Pittsburgh again struck first, scoring on a Joe Tinker SF and an E-9 on a Rube Ellis flyball to take a 2-0 lead in the bottom of the 1st.

Bradenton loaded the bases in the top of the 3rd, but could not score

A wild pitch in the bottom of the 3rd made it 3-0. The last 16 runs in the series have now been scored by Pittsburgh.

Overall put an end to that himself when he led off the Bradenton 5th inning with a home run, 3-1. Cy Williams added an RBI single to make it 3-2.

Frank Corridon relieved in the 6th inning, and Overall singled into CF, but lead-footed Woody Wood was thrown out at the plate by the rejuvenated Tris Speaker.

In the bottom of the 6th, Overall beamed Danny Murphy, forcing him from the game (0 days). Speaker then doubled home 2 runs to pad the lead, 5-2. When Overall beamed Joe Tinker with the next pitch, he was EJECTED! Deacon Phillippe relieved, surrendering a SF to Rube Ellis, 6-2.

Bradenton rallied in the 9th, scoring 2 runs on a Cy Williams single, and had the tying run at the plate when Heinie Zimmerman bounced into a game ending DP.

BR 4-11-1 LP-Orval Overall

PIT 6-10-1 WP-Rube Waddell SV-Frank Corridon

Bradenton Buckeyes at Pittsburgh Rebels																										
Team	1	2	3	4	5	6	7	8	9	R	H	E	LOB	DP												
Bradenton Buckeyes	0	0	0	3	0	0	0	1	0	4	10	1	8	1												
Pittsburgh Rebels	0	0	0	0	0	0	1	0	0	1	8	1	8	1												
Bradenton Buckeyes (Game 4)																										
NAME	FT	AB	R	HRBI	2B	3B	HR	TB	SO	BB	IBB	HBP	SH	SF	SB	CS	GDP	AVG	PO	A	E	DP	PB			
R. Thomas, cf		3	0	0	0	0	0	0	0	1	0	0	1	0	0	0	1	.111	5	0	0	0				
R. Oakes, lf		4	1	2	0	1	0	3	1	1	0	0	0	0	0	0	0	.308	1	0	0	0				
C. Seymour, rf		5	1	1	0	0	0	1	0	0	0	0	0	0	0	0	0	.308	2	0	0	0				
N. Lajoie, 2b		4	1	2	1	1	0	3	0	0	0	0	0	0	0	0	0	.235	2	1	0	1				
H. Davis, 1b		4	1	2	1	0	0	2	0	0	0	0	0	0	0	0	0	.375	9	2	0	1				
W. Wood, 3b		4	0	1	1	1	0	2	0	0	0	0	0	0	0	0	0	.167	0	0	0	0				
K. Elberfeld, ss		4	0	1	1	0	0	1	0	0	0	0	0	0	0	0	0	.200	1	6	1	1				
G. Street, c		4	0	1	0	1	0	2	0	0	0	0	0	0	0	0	0	.214	5	0	0	0	1			
H. Camnitz, p		2	0	0	0	0	0	0	1	2	0	0	0	0	0	0	0	.000								
Totals		34	4	10	4	4	0	14	2	4	0	0	1	0	0	0	1									
NAME	FT	G	SC	IP	H	R	ER	2B	3B	HR	BF	SO	BB	IBB	HB	SH	SF	WP	BK	IR	ERA					
H. Camnitz, W, 1- 1		7	2	9.0	8	1	0	1	1	0	36	4	1	0	0	1	0	0	0	0	0	.00	2	3	0	0
Totals		9.0	8	1	0	1	1	0	0	0	36	4	1	0	0	1	0	0	0	0	0		27	12	1	1

Bradenton Buckeyes at Pittsburgh Rebels																										
Pittsburgh Rebels (Game 4)																										
NAME	FT	AB	R	HRBI	2B	3B	HR	TB	SO	BB	IBB	HBP	SH	SF	SB	CS	GDP	AVG	PO	A	E	DP	PB			
B. Byrne, 3b		4	0	0	0	0	0	0	1	0	0	0	0	0	0	0	1	.294	0	2	0	0				
D. Murphy, lf		4	0	1	0	0	0	1	1	0	0	0	0	0	0	0	0	.231	4	0	0	0				
T. Speaker, cf		4	0	2	0	0	1	4	0	0	0	0	0	0	0	0	0	.467	4	1	0	0				
J. Tinker, ss		4	0	0	0	0	0	0	1	0	0	0	0	0	0	0	0	.214	2	3	0	1				
R. Ellis, rf		3	0	2	0	0	0	2	0	1	0	0	0	0	0	0	0	.500	1	0	1	0				
C. Meyers, c		4	0	0	0	0	0	0	0	0	0	0	0	0	0	0	0	.083	3	0	0	0	0			
G. Stovall, 1b		4	0	0	0	0	0	0	1	0	0	0	0	0	0	0	0	.200	12	1	0	1				
C. Charles, 2b		4	1	3	0	1	0	4	0	0	0	0	0	0	0	0	0	.444	1	0	0	0				
A. Fromme, p		1	0	0	0	0	0	0	0	0	0	0	1	0	0	0	0	.000								
B. Flanagan, ph		1	0	0	0	0	0	0	0	0	0	0	0	0	0	0	0	.375	0	0	0	0				
J. Wood, p		0	0	0	0	0	0	0	0	0	0	0	0	0	0	0	0	-								
R. Works, p		0	0	0	0	0	0	0	0	0	0	0	0	0	0	0	0	-								
C. Blankenship, ph		1	0	0	0	0	0	0	0	0	0	0	0	0	0	0	0	.000	0	0	0	0				
Totals		34	1	8	0	1	1	11	4	1	0	0	1	0	0	0	1									
NAME	FT	G	SC	IP	H	R	ER	2B	3B	HR	BF	SO	BB	IBB	HB	SH	SF	WP	BK	IR	ERA					
A. Fromme, L, 0- 1		5	0	7.0	7	3	3	4	0	0	28	1	2	0	0	1	0	0	0	0	0	5.40	0	3	0	1
J. Wood		1.0	2	1	0	0	0	0	0	0	5	0	0	0	0	0	0	0	0	0	0	.00	0	2	0	0
R. Works		1.0	1	0	0	0	0	0	0	0	6	1	2	0	0	0	0	0	0	0	0	.00	0	0	0	0
Totals		9.0	10	4	3	4	0	0	0	0	39	2	4	0	0	1	0	0	0	0	0		27	12	1	1

Sunday October 3
 It was do-or-die for the Buckeyes, who turned again to Howie Camnitz to opposed Art Fromme. The game was scoreless until the 4th inning, when Bradenton plated 3 runs (LaJoie 1B, Woody Wood 2B and Kid Elberfeld GO). Baldy Flanagan pinch hit in the 7th for Pittsburgh and the play was ruled an E-6, scoring a run. Joe Wood gave up an RBI single to Harry Davis in the top of the 8th to close the scoring, as Bradenton kept the series alive. BR 4-10-1 WP-Howie Camnitz PIT 1- 8-1 LP-Art Fromme

Bradenton Buckeyes at Pittsburgh Rebels																										
Team	1	2	3	4	5	6	7	8	9	R	H	E	LOB	DP												
Bradenton Buckeyes	0	0	0	1	3	1	0	1	10	16	16	0	6	0												
Pittsburgh Rebels	0	0	0	0	0	0	0	2	0	2	6	4	12	3												
Bradenton Buckeyes (Game 5)																										
NAME	FT	AB	R	HR	BI	2B	3B	HR	TB	SO	BB	IBB	HBP	SH	SF	SB	CS	GDP	AVG	PO	A	E	DP	PB		
R. Thomas, rf		5	2	2	2	0	0	0	2	0	0	0	0	1	0	0	0	0	.214	1	0	0	0			
R. Oakes, lf		6	2	3	4	0	1	0	5	0	0	0	0	0	0	1	0	0	.368	2	0	0	0			
N. Lajoie, 2b		2	0	0	0	0	0	0	0	0	1	1	0	0	0	0	0	0	.211	1	3	0	0			
F. Stem, ph-1b		2	1	0	0	0	0	0	0	1	0	0	0	0	0	0	0	0	.000	2	1	0	0			
H. Davis, 1b		3	1	2	1	0	0	0	2	0	1	0	0	0	0	0	1	0	.421	6	2	0	0			
E. Gardner, 2b		0	0	0	0	0	0	0	0	0	0	0	0	0	0	0	0	0	1.000	0	0	0	0			
H. Gainer, ph	I	2	1	1	2	0	0	0	1	0	0	0	0	0	0	0	0	0	.500	0	0	0	0			
W. Donovan, p		0	0	0	0	0	0	0	0	0	0	0	0	0	0	0	0	0	-							
C. Seymour, cf		2	0	0	0	0	0	0	0	1	0	0	0	0	0	0	0	0	.267	4	0	0	0			
W. Miller, ph-cf		3	2	3	0	1	0	0	4	0	0	0	0	0	0	0	0	0	.500	1	0	0	0			
K. Elberfeld, ss		3	1	0	2	0	0	0	0	0	0	0	1	0	1	0	0	0	.167	3	4	0	0			
W. Wood, 3b		3	1	1	2	0	0	0	1	0	2	0	0	0	0	0	0	0	.200	0	3	0	0			
G. Street, c		4	1	2	0	0	0	0	2	0	0	0	0	0	0	0	0	1	.278	4	0	0	0	1		
J. Archer, pr-c		1	1	0	0	0	0	0	0	0	0	0	0	0	0	0	0	1	.000	0	0	0	0	0		
V. Willis, p		5	3	2	2	1	0	0	3	0	0	0	0	0	0	0	0	0	.400							
H. Zimmerman, 2b		0	0	0	0	0	0	0	0	0	0	0	0	0	0	0	0	0	.000	1	0	0	0			
Totals		41	16	16	15	2	1	0	20	1	5	1	1	1	1	1	1	2								
NAME	FT	G	SC	IP	H	R	ER	2B	3B	HR	BF	SO	BB	IBB	HB	SH	SF	WP	BK	IR	ERA					
V. Willis, W, 1-1		6	2	8.0	6	2	1	1	0	0	36	4	5	1	1	0	0	0	0	0	2.89	2	0	0	0	
W. Donovan		1	0	0	0	0	0	0	0	0	5	0	1	0	1	0	0	0	0	0	.00	0	0	0	0	
Totals		9.0	6	2	1	1	0	0	0	0	41	4	6	1	2	0	0	0	0	0		27	13	0	0	1
Pittsburgh Rebels (Game 5)																										
NAME	FT	AB	R	HR	BI	2B	3B	HR	TB	SO	BB	IBB	HBP	SH	SF	SB	CS	GDP	AVG	PO	A	E	DP	PB		
B. Byrne, 3b		4	0	1	0	0	0	0	1	1	1	0	0	0	0	1	0	0	.286	3	2	1	1			
D. Murphy, lf		3	0	0	0	0	0	0	0	0	1	0	0	0	0	0	0	0	.188	2	0	0	0			
D. Newton, p		0	0	0	0	0	0	0	0	0	0	0	0	0	0	0	0	0	-							
J. Tannehill, ph		0	0	0	0	0	0	0	0	0	0	0	1	0	0	0	0	0	-	0	0	0	0			
T. Speaker, cf		2	0	0	0	0	0	0	0	0	1	1	0	0	0	0	0	0	.412	1	0	0	0			
B. Madden, c		2	0	0	0	0	0	0	0	1	0	0	0	0	0	0	0	0	.000	0	0	0	0	0		
J. Tinker, ss		3	0	0	0	0	0	0	0	0	0	0	0	0	0	0	0	0	.176	2	5	0	1			
T. McMillan, ss		1	1	1	0	1	0	0	2	0	1	0	0	0	0	0	0	0	.667	1	1	2	1			
R. Ellis, rf		4	1	0	0	0	0	0	0	0	1	0	0	0	0	0	0	0	.389	2	0	0	0			
C. Meyers, c		2	0	0	0	0	0	0	0	0	0	0	1	0	0	0	0	0	.071	1	1	0	0	0		
C. Blankenship, pr-c-f		1	0	1	0	0	0	0	1	0	0	0	0	0	0	0	0	0	.500	1	0	0	0	0		
G. Stovall, 1b		4	0	1	1	0	0	0	1	0	0	0	0	0	0	0	0	0	.211	12	0	0	2			
B. Flanagan, 2b-lf		3	0	2	0	0	0	0	2	1	1	0	0	0	0	0	0	0	.455	2	4	1	2			
G. McQuillan, p		2	0	0	0	0	0	0	0	0	0	0	0	0	0	0	0	0	.000							
F. Corridon, p		0	0	0	0	0	0	0	0	0	0	0	0	0	0	0	0	0	.000							
L. Hughes, p		0	0	0	0	0	0	0	0	0	0	0	0	0	0	0	0	0	-							
H. Ferris, ph-2b		2	0	0	0	0	0	0	0	1	0	0	0	0	0	0	0	0	.000	0	1	0	1			
Totals		33	2	6	1	1	0	0	7	4	6	1	2	0	0	1	0	0								
NAME	FT	G	SC	IP	H	R	ER	2B	3B	HR	BF	SO	BB	IBB	HB	SH	SF	WP	BK	IR	ERA					
G. McQuillan, L, 1-1		3	9	11.0	4	3	3	0	0	0	17	1	3	1	0	0	0	0	0	2.08	0	1	0	0		
F. Corridon		1.1	3	2	2	1	0	0	0	0	8	0	0	0	0	1	0	0	0	4.70	0	1	0	0		
L. Hughes		1.2	0	0	0	0	0	0	0	0	4	0	0	0	0	0	0	0	1	.00	0	0	0	0		
D. Newton		2.0	9	11.0	2	1	1	0	0	20	0	2	0	1	0	1	1	0	0	9.00	0	1	0	0		
Totals		9.0	16	16	7	2	1	0	0	49	1	5	1	1	1	1	1	0	3		27	17	4	3	0	

Monday October 4

No matter how this would turn, it would be the final game of the series in Pittsburgh. Bradenton pinned their hopes on Vic Willis (23-14, 2.37) while Pittsburgh hoped that George McQuillan could punch their ticker to the World Series.

The game was again scoreless until the 4th inning. Harry Davis singled to make it 1-0. Gabby Street then bunted, and ran into McQuillan, forcing him from the game (3 days). Willis then surprised everyone with an RBI double. Roy Thomas squeezed to make it 3-0 and an E-4 made it 4-0. Willis beamed Chief Meyers in the 6th inning, ending his season (11 days). Things only got uglier, as the Buckeyes posted TEN runs in the top of the 9th to send the series back to Bradenton to be settled.

BR 16-16-0 WP-Vic Willis

PIT 2- 6-4 LP-George McQuillan

Pittsburgh Rebels at Bradenton Buckeyes																								
Team	1	2	3	4	5	6	7	8	9	R	H	E	LOB	DP										
Pittsburgh Rebels	0	0	1	0	0	0	0	0	0	1	3	1	3	2										
Bradenton Buckeyes	0	0	1	1	1	0	0	0		3	8	0	3	0										
Pittsburgh Rebels (Game 6)																								
NAME	FT	AB	R	HR	BI	2B	3B	HR	TB	SO	BB	IBB	HBP	SH	SF	SB	CS	GDP	AVG	PO	A	E	DP	PB
B. Byrne, 3b		3	0	0	1	0	0	0	0	0	0	0	0	1	0	0	0	0	.250	0	2	0	0	
D. Murphy, lf		4	0	0	0	0	0	0	0	1	0	0	0	0	0	0	0	0	.150	1	1	0	1	
T. Speaker, cf		4	0	1	0	1	0	0	2	1	0	0	0	0	0	0	0	0	.381	0	0	0	0	
J. Tinker, ss		4	0	1	0	1	0	0	2	0	0	0	0	0	0	0	0	0	.190	2	6	0	1	
R. Ellis, rf		3	0	0	0	0	0	0	0	1	0	0	0	0	0	0	0	0	.333	1	0	0	0	
G. Stovall, 1b		3	0	0	0	0	0	0	0	2	0	0	0	0	0	0	0	0	.182	15	0	1	1	
C. Charles, 2b		3	1	1	0	1	0	0	2	2	0	0	0	0	0	0	0	0	.417	2	3	0	1	
I. Thomas, c		3	0	0	0	0	0	0	0	0	0	0	0	0	0	0	0	0	.000	3	2	0	1	0
J. Wood, p		1	0	0	0	0	0	0	0	0	1	0	0	0	0	0	0	0	.000					
B. Flanagan, ph		1	0	0	0	0	0	0	0	0	0	0	0	0	0	0	0	0	.417	0	0	0	0	
F. Corridon, p		0	0	0	0	0	0	0	0	0	0	0	0	0	0	0	0	0	.000					
Totals		29	1	3	1	3	0	0	6	7	1	0	0	1	0	0	0	0						
NAME	FT	G	SC	IP	H	R	ER	2B	3B	HR	BF	SO	BB	IBB	HB	SH	SF	WP	BK	IR	ERA			
J. Wood, L, 0-1		51	7.0	8	3	3	3	3	0	0	27	2	0	0	0	2	0	0	0	0	3.38			
F. Corridon		1.0	0	0	0	0	0	0	0	0	3	0	0	0	0	0	0	0	0	0	4.15			
Totals		8.0	8	3	3	3	3	0	0	0	30	2	0	0	0	2	0	0	0	0				

Pittsburgh Rebels at Bradenton Buckeyes																								
Bradenton Buckeyes (Game 6)																								
NAME	FT	AB	R	HR	BI	2B	3B	HR	TB	SO	BB	IBB	HBP	SH	SF	SB	CS	GDP	AVG	PO	A	E	DP	PB
R. Thomas, cf		3	0	0	0	0	0	0	0	0	0	0	0	1	0	0	0	0	.176	5	0	0	0	
R. Oakes, lf		3	0	1	2	0	0	0	1	0	0	0	0	1	0	1	0	0	.364	3	0	0	0	
N. Lajoie, 2b		4	0	1	0	0	0	0	1	1	0	0	0	0	0	0	1	0	.217	2	5	0	0	
H. Davis, 1b		3	0	0	0	0	0	0	0	1	0	0	0	0	0	0	0	0	.364	9	1	0	0	
C. Seymour, rf		3	1	2	0	0	0	0	2	0	0	0	0	0	0	0	0	0	.333	1	0	0	0	
K. Elberfeld, ss		3	0	1	1	1	0	0	2	0	0	0	0	0	0	0	0	0	.190	0	4	0	0	
W. Wood, 3b		3	0	0	0	0	0	0	0	0	0	0	0	0	0	0	0	0	.167	0	0	0	0	
G. Street, c		3	0	1	0	0	0	0	1	0	0	0	0	0	0	0	0	0	.286	7	0	0	0	0
O. Overall, p		3	2	2	0	2	0	0	4	0	0	0	0	0	0	0	0	1	.667					
Totals		28	3	8	3	3	0	0	11	2	0	0	0	2	0	1	1	1						
NAME	FT	G	SC	IP	H	R	ER	2B	3B	HR	BF	SO	BB	IBB	HB	SH	SF	WP	BK	IR	ERA			
O. Overall, W, 1-1		83	9.0	3	1	1	3	0	0	0	31	7	1	0	0	1	0	0	0	0	2.95			
Totals		9.0	3	1	1	3	0	0	0	0	31	7	1	0	0	1	0	0	0	0				

Wednesday October 6

Orval Overall would try to take the teams to a 7th game while Smokey Joe Wood (13-8, 3.07) would try to wrap it up for the Rebels

Bobby Byrne squeezed home the game's 1st run for Pittsburgh in the 3rd inning. Rebel Oakes did him one better in the home half, beating out his run producing bunt for an RBI single.

In the 4th inning Kid Elberfeld doubled to give the Buckeyes a 2-1 lead. A 7-2 DP ended the inning. In the 5th Oakes bunted again, settling for an RBI squeeze this time.

That ended the scoring, setting up the rubber game to determine South Starrucca's foe in the World Series.

PIT 1-3-1 LP-Joe Wood
BR 3-8-0 WP-Orval Overall

Team	1	2	3	4	5	6	7	8	9	R	H	E	LOB	DP
Pittsburgh Rebels	0	0	0	0	0	0	2	0	0	2	6	1	7	0
Bradenton Buckeyes	0	0	1	2	0	0	0	0		3	8	1	9	0

Pittsburgh Rebels (Game 7)																								
NAME	FT	AB	R	HR	BI	2B	3B	HR	TB	SO	BB	IBB	HBP	SH	SF	SB	CS	GDP	AVG	PO	A	E	DP	PB
B. Byrne, 3b		4	0	0	0	0	0	0	0	0	0	0	0	0	0	0	0	0	.214	1	1	0	0	
D. Murphy, lf		3	0	0	0	0	0	0	0	0	1	0	0	0	0	0	0	0	.130	3	0	0	0	
T. Speaker, cf		3	0	2	0	0	0	0	2	0	1	1	0	0	0	1	0	0	.417	2	0	0	0	
J. Tinker, ss		4	0	0	0	0	0	0	0	0	0	0	0	0	0	0	0	0	.160	4	3	0	0	
R. Ellis, rf		4	1	1	0	0	0	0	1	1	0	0	0	0	0	0	0	0	.320	3	1	1	0	
G. Stovall, 1b		4	1	1	0	0	0	0	1	0	0	0	0	0	0	0	0	0	.192	4	3	0	0	
B. Flanagan, 2b		4	0	1	0	0	0	0	1	1	0	0	0	0	0	0	0	0	.375	2	2	0	0	
C. Charles, pr		0	0	0	0	0	0	0	0	0	0	0	0	0	0	0	0	0	.417	0	0	0	0	
I. Thomas, c		3	0	0	0	0	0	0	0	0	0	0	1	0	0	0	0	0	.000	4	1	0	0	0
A. Fromme, p		2	0	0	0	0	0	0	0	1	0	0	0	0	0	0	0	0	.000					
T. McMillan, ph		1	0	1	2	0	0	0	1	0	0	0	0	0	0	0	0	0	.750	0	0	0	0	
F. Corridon, p		0	0	0	0	0	0	0	0	0	0	0	0	0	0	0	0	0	.000					
C. Blankenship, ph		1	0	0	0	0	0	0	0	0	0	0	0	0	0	0	0	0	.333	0	0	0	0	
Totals		33	2	6	2	0	0	0	6	3	2	1	1	0	0	1	0	0						

NAME	FT	G	SC	IP	H	R	ER	2B	3B	HR	BF	SO	BB	IBB	HB	SH	SF	WP	BK	IR	ERA
A. Fromme, L, 0-2		41	6	0	8	3	3	1	0	0	29	1	4	0	0	2	0	0	0	0	5.12
F. Corridon		2	0	0	0	0	0	0	0	0	7	2	1	0	0	0	0	0	0	0	3.38
Totals		8	0	8	3	3	1	0	0	0	36	3	5	0	0	2	0	0	0	0	

Bradenton Buckeyes (Game 7)																								
NAME	FT	AB	R	HR	BI	2B	3B	HR	TB	SO	BB	IBB	HBP	SH	SF	SB	CS	GDP	AVG	PO	A	E	DP	PB
R. Thomas, lf		3	0	0	0	0	0	0	0	0	1	0	0	0	0	0	0	0	.150	1	0	0	0	
N. Lajoie, 2b		4	1	2	1	0	0	0	2	0	0	0	0	0	0	0	0	0	.259	0	2	0	0	
H. Davis, 1b		4	0	3	2	1	0	0	4	0	0	0	0	0	0	0	0	0	.423	11	1	1	0	
R. Oakes, rf		2	0	0	0	0	0	0	0	0	1	0	0	1	0	0	0	0	.333	4	0	0	0	
K. Elberfeld, ss		4	0	1	0	0	0	0	1	0	0	0	0	0	0	0	0	0	.200	1	5	0	0	
W. Wood, 3b		3	0	0	0	0	0	0	0	1	0	0	0	1	0	0	0	0	.143	0	0	0	0	
W. Miller, cf		3	1	2	0	0	0	0	2	0	1	0	0	0	0	2	0	0	.533	6	0	0	0	
G. Street, c		4	0	0	0	0	0	0	0	2	0	0	0	0	0	0	0	0	.240	3	1	0	0	0
H. Camnitz, p		2	1	0	0	0	0	0	0	0	2	0	0	0	0	0	0	0	.000					
Totals		29	3	8	3	1	0	0	9	3	5	0	0	2	0	2	0	0						

NAME	FT	G	SC	IP	H	R	ER	2B	3B	HR	BF	SO	BB	IBB	HB	SH	SF	WP	BK	IR	ERA
H. Camnitz, W, 2-1		67	9	0	6	2	2	0	0	0	36	3	2	1	1	0	0	0	0	0	.72
Totals		9	0	6	2	2	0	0	0	0	36	3	2	1	1	0	0	0	0	0	

Thursday October 7

Art Fromme and Howie Camnitz would duel in the final game, with the winner advancing to the World Series.

Harry Davis opened the scoring with a 3rd inning 2B to give Bradenton the early lead. A FC at home kept the Buckeyes from padding the lead.

In the 4th, Nap LaJoie beat out a potential GDP for an RBI FC. Davis singled to make it 3-0.

In the top of the 7th, Pittsburgh loaded the bases with 1 man out. Camnitz then PICKED Ira Thomas off FIRST BASE! Pinch hitter Norm McMillan then singled home the other 2 runners, 3-2.

Bobby Byrne bounced out to end the rally. Frank Corridon relieved and pitched two scoreless innings for Pittsburgh, but Camnitz would allow nothing more today, completing the Buckeye comeback and sending Bradenton to the World Series.

PIT 2-6-1 LP-Art Fromme

BR 3-8-1 WP-Howie Camnitz

U-TCB910 - TCBA Origins 1909 MLB Semis - Club Batting

4 Teams	AVG	OBP	SLG	G	AB	H	2B	3B	HR	R	R/G	SO	BB	LOB	SB	CS	SBP
Bradenton Buckeyes	.285	.363	.362	7	235	67	13	1	1	37	5.3	17	28	53	7	4	63.6
Pittsburgh Rebels	.227	.292	.310	7	229	52	11	4	0	26	3.7	33	17	50	3	0	100.0
South Starrucca Ainspans	.212	.291	.295	7	264	56	10	3	2	22	3.1	34	25	59	1	2	33.3
London Tecumsehs	.208	.279	.264	7	269	56	7	4	0	22	3.1	26	24	52	5	7	41.7
TCBA Origins 1909 MLB Semis	.232	.305	.306	14	997	231	41	12	3	107	7.6	110	94	214	16	13	55.2

U-TCB910 - TCBA Origins 1909 MLB Semis - Club Pitching

4 Teams	ERA	G	CG	SHO	QS	SV	IP	H	R	ER	HR	SO	BB	HB	WP	BK	OBA
South Starrucca Ainspans	1.57	7	0	0	4	2	74.2	56	22	13	0	26	24	3	0	0	.208
London Tecumsehs	2.41	7	3	0	5	0	74.2	56	22	20	2	34	25	5	0	0	.212
Bradenton Buckeyes	2.61	7	3	0	6	0	62.0	52	26	18	0	33	17	5	1	0	.227
Pittsburgh Rebels	3.54	7	1	1	4	1	61.0	67	37	24	1	17	28	2	1	0	.285
TCBA Origins 1909 MLB Semis	2.48	14	7	1	19	3	272.1	231	107	75	3	110	94	15	2	0	.232

U-TCB910 - TCBA Origins 1909 MLB Semis - Club Fielding

4 Teams	FLD	G	PO	A	E	DP	TP	PB	OSB	OCS	OSBP	OSBA	DER	UER	UERP
London Tecumsehs	.977	7	224	110	8	5	0	1	1	2	33.3	.121	.750	2	9.1
South Starrucca Ainspans	.973	7	224	106	9	7	0	0	5	7	41.7	.603	.745	9	40.9
Bradenton Buckeyes	.971	7	186	85	8	2	0	3	3	0	100.0	.435	.721	8	30.8
Pittsburgh Rebels	.959	7	183	98	12	10	0	1	7	4	63.6	1.033	.667	13	35.1
TCBA Origins 1909 MLB Semis	.970	14	817	399	37	24	0	5	16	13	55.2	.529	.722	32	29.9

The 10 players with the highest Batting Average

Rank	Name	Tm	Lg	AVG	PA
1	Davis, H.	BR	TCBA	.423	29
2	Speaker, T.	PR	TCBA	.417	27
3	Baker, H.	SO	TCBA	.375	34
4	Keeler, W.	LT	TCBA	.348	27
5	Oakes, R.	BR	TCBA	.333	32
6	Grant, E.	LT	TCBA	.324	36
7	Ellis, R.	PR	TCBA	.320	29
8	Lajoie, N.	BR	TCBA	.259	29
9	Hoffman, D.	LT	TCBA	.258	37
10	Evans, S.	SO	TCBA	.250	34

The 10 players with the highest On Base Percentage

Rank	Name	Tm	Lg	OBP	PA
1	Davis, H.	BR	TCBA	.483	29
2	Speaker, T.	PR	TCBA	.481	27
3	Oakes, R.	BR	TCBA	.467	32
4	Keeler, W.	LT	TCBA	.423	27
5	Baker, H.	SO	TCBA	.412	34
6	Evans, S.	SO	TCBA	.382	34
7	Ellis, R.	PR	TCBA	.379	29
8	Hoffman, D.	LT	TCBA	.378	37
9	Gibson, G.	LT	TCBA	.364	33
10	Grant, E.	LT	TCBA	.361	36

The 10 players with the highest Slugging Average

Rank	Name	Tm	Lg	SLG	PA
1	Baker, H.	SO	TCBA	.656	34
2	Speaker, T.	PR	TCBA	.625	27
3	Oakes, R.	BR	TCBA	.500	32
4	Davis, H.	BR	TCBA	.462	29
5	Grant, E.	LT	TCBA	.382	36
6	Keeler, W.	LT	TCBA	.348	27
7	Lajoie, N.	BR	TCBA	.333	29
8	Hoffman, D.	LT	TCBA	.323	37
9	Evans, S.	SO	TCBA	.321	34
10	Ellis, R.	PR	TCBA	.320	29

The 20 players with the most Runs Scored

Rank	Name	Tm	Lg	R	PA
1	Miller, W.	BR	TCBA	5	16
	Davis, H.	BR	TCBA	5	29
	Ellis, R.	PR	TCBA	5	29
4	Speaker, T.	PR	TCBA	4	27
	Oakes, R.	BR	TCBA	4	32
	Evans, S.	SO	TCBA	4	34
	Doyle, L.	SO	TCBA	4	35
	Grant, E.	LT	TCBA	4	36

12 players tied at 3

The 10 players with the most Hits

Rank	Name	Tm	Lg	H	PA
1	Baker, H.	SO	TCBA	12	34
2	Davis, H.	BR	TCBA	11	29
	Grant, E.	LT	TCBA	11	36
4	Speaker, T.	PR	TCBA	10	27
5	Miller, W.	BR	TCBA	8	16
	Keeler, W.	LT	TCBA	8	27
	Ellis, R.	PR	TCBA	8	29
	Oakes, R.	BR	TCBA	8	32
	Doyle, L.	SO	TCBA	8	35
	Hoffman, D.	LT	TCBA	8	37

The 11 players with the most Runs Batted In

Rank	Name	Tm	Lg	RBI	PA
1	Oakes, R.	BR	TCBA	6	32
2	Davis, H.	BR	TCBA	5	29
	Elberfeld, K.	BR	TCBA	5	30

8 players tied at 4

The 10 players with the most Innings Pitched

Rank	Name	Tm	Lg	IP	G
1	Camnitz, H.	BR	TCBA	25.0	3
2	Rucker, N.	LT	TCBA	24.0	3
3	Mullin, G.	SO	TCBA	22.0	4
4	Overall, O.	BR	TCBA	21.1	3
5	Fromme, A.	PR	TCBA	19.1	3
	Smith, F.	LT	TCBA	19.1	3
7	Kroh, R.	SO	TCBA	19.0	4
8	Lake, J.	LT	TCBA	16.0	2
9	McQuillan, G.	PR	TCBA	13.0	2
10	Quinn, J.	LT	TCBA	11.1	3

The 12 players with the most Wins

Rank	Name	Tm	Lg	W	L
1	Camnitz, H.	BR	TCBA	2	1
	Mullin, G.	SO	TCBA	2	1
3	Corridon, F.	PR	TCBA	1	0
	Kroh, R.	SO	TCBA	1	0
	Quinn, J.	LT	TCBA	1	0
	Smith, F.	LT	TCBA	1	0
	Waddell, R.	PR	TCBA	1	0
	Willett, E.	SO	TCBA	1	0
	McQuillan, G.	PR	TCBA	1	1
	Overall, O.	BR	TCBA	1	1
	Rucker, N.	LT	TCBA	1	1
	Willis, V.	BR	TCBA	1	1

The 10 players with the most Strikeouts

Rank	Name	Tm	Lg	SO	IP
1	Overall, O.	BR	TCBA	16	21.1
2	Rucker, N.	LT	TCBA	14	24.0
3	Smith, F.	LT	TCBA	10	19.1
4	McQuillan, G.	PR	TCBA	9	13.0
	Camnitz, H.	BR	TCBA	9	25.0
6	Crandall, D.	SO	TCBA	8	6.1
7	Lake, J.	LT	TCBA	7	16.0
8	Kroh, R.	SO	TCBA	6	19.0
	Mullin, G.	SO	TCBA	6	22.0
10	Willis, V.	BR	TCBA	5	9.1

U-TCB910 - TCBA Origins 19...

The 10 players with the lowest Earned Run Average

Rank	Name	Tm	Lg	ERA	IP
1	Quinn, J.	LT	TCBA	.00	11.1
2	Mullin, G.	SO	TCBA	.41	22.0
3	Camnitz, H.	BR	TCBA	.72	25.0
4	Willett, E.	SO	TCBA	.84	10.2
5	Smith, F.	LT	TCBA	1.86	19.1
6	McQuillan, G.	PR	TCBA	2.08	13.0
7	Kroh, R.	SO	TCBA	2.37	19.0
8	Lake, J.	LT	TCBA	2.81	16.0
9	Willis, V.	BR	TCBA	2.89	9.1
10	Overall, O.	BR	TCBA	2.95	21.1

U-TCB910 - TCBA Origins 19...

The 10 players with the lowest Opposition Batting Average

Rank	Name	Tm	Lg	OBA	IP
1	Hughes, L.	PR	TCBA	.000	1.2
2	Quinn, J.	LT	TCBA	.086	11.1
3	Sparks, T.	SO	TCBA	.125	3.0
4	Mattern, A.	LT	TCBA	.154	3.2
5	Mullin, G.	SO	TCBA	.162	22.0
6	Crandall, D.	SO	TCBA	.174	6.1
7	Rucker, N.	LT	TCBA	.195	24.0
8	Camnitz, H.	BR	TCBA	.198	25.0
9	McQuillan, G.	PR	TCBA	.200	13.0
	Hagerman, R.	SO	TCBA	.200	6.1

U-TCB910 - TCBA Origins 19...

The 21 players with the most Saves

Rank	Name	Tm	Lg	SV
1	Willett, E.	SO	TCBA	2
2	Corridon, F.	PR	TCBA	1
19 players tied at 0				

1910



It would be standing room only for the World Series, played live on Microsoft Teams. Scouts and representatives from at least four other franchises were in the stands as Mahley Division Champion South Starrucca (92-61) met McCorkindale Division Champion Bradenton (97-57).

The Buckeyes had won 5 of 8 games between the teams in the regular season and finished 4th in the league in fielding (.965) compared to the 10th place finish for the Ainspans (.962)

Bradenton pitching had finished a bit better as well, 4th @ 2.57 versus 7th @ 2.71, but the 'Spans had the offensive edge, outhitting the Bucks .253 (3rd) to .246 (5th) and outscoring them (4.9 RPG #1 vs 4.1 RPG #8). South Starrucca outscored all opponents 748 to 587, compared to Bradenton's 633 to 540 edge over their opposition.

Saturday October 9

Orval Overall (27-7, 1.12) and Ed Willett (17-14, 3.00) were given the opening assignments. Ward Miller put the Buckeyes on the board with a 3rd inning squeeze.

Overall was cruising along until back-to-back errors in the top of the 6th gave the 'Spans a jump start. Larry Doyle and Home Run Baker followed with RBI singles to give the guests the lead and Chief Wilson followed with a 2-run 2B, 4-1.

Baker's error in the home half gave a run back, 4-2.

In the bottom of the 9th, Rip Hagerman relieved, only to allow an RBI single to Rebel Oakes (his 3rd hit of the day), 4-3. That put runners on 1st and 2nd base with one man out for Roy Thomas, who pulled the ball down the 3rd base line. Baker snagged it, firing to 2nd base, but Thomas beat the relay, placing runners on the corners for Nap LaJoie. Nap chopped one in front of the plate, a tough play for Oscar Stanage (a last substitute for Red Dooin), but the Span catcher made the play to end the game.

SO 4- 6-2 WP-Ed Willett SV-Rip Hagerman

BR 3-10-2 LP-Orval Overall

Sunday October 10

Vic Willis (23-14, 2.37) and George Mullin (18-15, 2.20) were the starters on the Sabbath.

South Starrucca drew first blood today, scoring 2 runs on Steve Evans' 3rd inning double. In the bottom of the 4th inning, LaJoie and Harry Davis singled home Buckeyes to tie the score.

In the top of the 9th, pinch hitter Bob Unglaub gave SO the lead with a pinch hit SF.

In the bottom of the inning, Doc Crandall (2-2-1, 2.85) took the mound with one on and one out.

Cy Seymour greeted the reliever with a hit & run single, placing runners on the corners.

Earle Gardner then pinch hit for Woody Wood and was BEANED! loading the bases.

Kid Elberfeld tied the score with a SF as all three runners tagged up and advanced. Jimmy Archer coaxed a walk, loading the bases for the pitcher's spot. Heinie Zimmerman pinch hit, and drilled a walk off single into RF.

SO 3-5-3 LP-Doc Crandall

BR 4-6-0 WP-Vic Willis 2 outs run scored

Tuesday October 12

The series resumed in South Starrucca after a day off for the train ride from Bradenton. Howie Camnitz (24-12, 2.01) would face the undefeated Rube Kroh (11-0, 1.11) in the Starrucca home opener. Steve Evans was the story today. His 9-2 assist gunned Gabby Street in the top of the 3rd. His single into RF was misplayed by Ward Miller, scoring 2 Ainspans in the bottom of the inning. Evans would also register 5 putouts today, roaming all over the field to support Kroh. Bradenton got on the scoreboard in the 5th inning when Camnitz singled with 2 outs to plate Woody Wood. In the top of the 9th inning, Rebel Oakes led off with a double over the CF'ers head, but chose not to attempt an extra base. He should have, as Ward Miller muffed a bunt and Oakes was easily picked off 2nd base. Miller then flew out. Woody Wood kept hope alive, drawing a walk. Cy Seymour pinch ran while Earle Gardner pinch hit for Gabby Street. Larry Doyle fielded the ground ball and was content to get the final out at 1st base!

BR 1-7-2 LP-Howie Camnitz

SO 2-4-0 WP-Rube Kroh

Wednesday October 13

Orval Overall and Ed Willet, opening day starters, returned for a rematch in Game Four.

Willett threw a bouncer away in the 1st inning, but LF'er Davey Jones was there to gather in the errant throw in time to gun Rebel Oakes out at the plate!

Another error, this one by Home Run Baker, allowed Bradenton to break the ice with a 4th inning run. Woody Wood followed with an RBI double, 2-0.

Larry Doyle's 8th inning single cut the lead in half, 2-1.

In the bottom of the 9th, Tom Jones doubled with one out. Bob Unglaub pinch hit for shortstop Eddie Abbatichio and bounced one to the mound. Trying to be aggressive, Jones was too far off 2nd base and was caught in a run down for the 2nd out as Unglaub had to hold at 1st base.

Oscar Stanage drew a walk, putting the winning run aboard and the tying run back into scoring position. Josh Devore ran for Stanage as Jim Delahanty pinch hit for reliever Rip Hagerman.

Bradenton pulled a pick off play, but Unglaub wasn't as aggressive as Jones had been and safely returned to the bag.

Delahanty took a might cut, but failed to make contact for a series tying swinging strikeout.

BR 2-5-0 WP-Orval Overall

SO 1-7-2 LP-Ed Willett

GAME FOUR

Thursday October 14

This would be the final game of the season to be played in South Starrucca, and it was standing room only as 2nd game starters Vic Willis and George Mullin returned for a rematch.

A 2nd inning E-6 spotted the Buckeyes a run and Willis followed with an RBI single to pad the lead, 2-0.

With 2 outs in the bottom of the 6th inning, Steve Evans homered, 2-1, but Rebel Oakes's 7th inning single restored the insurance policy for BR, 3-1.

In the bottom of the 9th, Larry Doyle drilled a 1-out single and stole 2nd base. Home Run Baker then singled into RF, Doyle stopping at 3rd base.

With runners on the corners and 1 out, Chief Wilson fouled out to Davis, who reached into the stands to make the catch. Harry Wolter then pinch hit for Tom Jones and lined one "hard to left" but Rebel Oakes made a "stabbing catch" to end the game.

BR 3-6-0 WP-Vic Willis

SO 1-7-2 LP-George Mullin

GAME FIVE

Saturday October 16

It was do-or-die for South Starrucca and they turned to Ed Willett to keep their hopes alive against Howie Camnitz.

Camnitz quickly had an impact, beaming Steve Evans in the 1st inning, and ending the RF'ers season (3 days). In the home half, Harry Davis took advantage of Evans' vacancy, singling into RF where Beals Becker's throw couldn't nail the base runner, 1-0 BR.

In the top of the 3rd, the RF again took importance as Cy Seymour dropped a fly ball that allowed SO to tie the score. Laughin' Larry Doyle followed with an RBI single to give Willett and the 'Spans a 2-1 lead.

That held until the 6th inning. With runners on the corners, Heinie Zimmerman pinch hit for Woody Wood and delivered a 2-run double, 3-2.

Camnitz retired the next five 'Spans before Chief Wilson tripled with 2 outs in the 8th. Tom Jones then lifted a pop foul into the stands. Well, almost into the stands. Harry Davis used his long reach to snag the pop up and end the inning.

Cy Falkenberg pitched a scoreless 8th inning in relief for South Starrucca, who needed one run to tie and keep their season alive.

Oscar Stanage flew out deep to RF.

Jim Delahanty pinch hit for the hitless Tom Downey, but flew out to short right center field.

Bob Unglaub then pinch hit for Falkenberg but struck out to end the series and the season.

SO 2-3-0 LP-Ed Willett

BR 3-6-2 WP-Howie Camnitz

GAME SIX



6 Games Played

Date	No.	Team	R	H	E	G Sc	Starters	Decisions	Save
10/16/09	6	South Starrucca Ainspans	2	3	0	49	E. Willett	L, E. Willett	
16:44m	6	Bradenton Buckeyes	3	6	2	79	H. Camnitz	W, H. Camnitz	None
Date	No.	Team	R	H	E	G Sc	Starters	Decisions	Save
10/14/09	5	Bradenton Buckeyes	3	6	0	71	V. Willis	W, V. Willis	None
12:52m	5	South Starrucca Ainspans	1	7	2	72	G. Mullin	L, G. Mullin	
Date	No.	Team	R	H	E	G Sc	Starters	Decisions	Save
10/13/09	4	Bradenton Buckeyes	2	5	0	77	O. Overall	W, O. Overall	None
18:22m	4	South Starrucca Ainspans	1	7	2	70	E. Willett	L, E. Willett	
Date	No.	Team	R	H	E	G Sc	Starters	Decisions	Save
10/12/09	3	Bradenton Buckeyes	1	7	2	68	H. Camnitz	L, H. Camnitz	
14:17m	3	South Starrucca Ainspans	2	4	0	71	R. Kroh	W, R. Kroh	None
Date	No.	Team	R	H	E	G Sc	Starters	Decisions	Save
10/10/09	2	South Starrucca Ainspans	3	5	3	65	G. Mullin	L, D. Crandall	
18:27m	2	Bradenton Buckeyes	4	6	0	63	V. Willis	W, V. Willis	None
Date	No.	Team	R	H	E	G Sc	Starters	Decisions	Save
10/09/09	1	South Starrucca Ainspans	4	6	2	57	E. Willett	W, E. Willett	R. Hagerman
19:43m	1	Bradenton Buckeyes	3	10	2	73	O. Overall	L, O. Overall	

U-TCB910 - South Starrucca Ainspans - Player Batting																			
23 Players	Tm	Lg	AVG	G	AB	R	H	2B	3B	HR	TB	RBI	SO	BB	ASB	SB	CS	SBP	GDP
Becker, B.	SO	TCBA	.333	2	3	1	1	0	0	0	1	0	1	1	0	0	0	-	0
Evans, S.	SO	TCBA	.316	6	19	1	6	1	0	1	10	5	0	0	0	0	0	-	1
Doyle, L.	SO	TCBA	.292	6	24	1	7	2	0	0	9	3	3	0	1	1	0	100.0	0
Jones, T.	SO	TCBA	.238	6	21	0	5	1	1	0	8	0	2	0	0	0	0	-	0
Willett, E.	SO	TCBA	.200	3	5	1	1	0	0	0	1	0	0	0	0	0	0	-	0
Baker, H.	SO	TCBA	.182	6	22	2	4	0	0	0	4	1	5	2	1	1	0	100.0	0
Jones, D.	SO	TCBA	.136	6	22	3	3	0	0	0	3	0	4	1	0	0	0	-	0
Wilson, C.	SO	TCBA	.130	6	23	0	3	1	1	0	6	2	4	0	0	0	0	-	0
Stanage, O.	SO	TCBA	.118	6	17	1	2	0	0	0	2	0	4	4	0	0	0	-	0
Downey, T.	SO	TCBA	.000	6	12	0	0	0	0	0	0	0	0	0	0	0	0	-	0
Mullin, G.	SO	TCBA	.000	2	3	1	0	0	0	0	0	0	0	1	0	0	0	-	0
Unglaub, B.	SO	TCBA	.000	4	3	0	0	0	0	0	0	1	1	0	0	0	0	-	0
Wolter, H.	SO	TCBA	.000	4	4	0	0	0	0	0	0	0	1	0	0	0	0	-	0
Kroh, R.	SO	TCBA	.000	1	3	1	0	0	0	0	0	0	0	0	0	0	0	-	0
Abbatichio, E.	SO	TCBA	.000	6	1	1	0	0	0	0	0	0	0	1	0	0	0	-	0
Delahanty, J.	SO	TCBA	.000	2	2	0	0	0	0	0	0	0	1	0	0	0	0	-	0
Ball, N.	SO	TCBA	.000	1	1	0	0	0	0	0	0	0	0	0	0	0	0	-	0
Crandall, D.	SO	TCBA	-	1	0	0	0	0	0	0	0	0	0	0	0	0	0	-	0
Devore, J.	SO	TCBA	-	1	0	0	0	0	0	0	0	0	0	0	0	0	0	-	0
Dooin, R.	SO	TCBA	-	2	0	0	0	0	0	0	0	0	0	0	0	0	0	-	0
Falkenberg, C.	SO	TCBA	-	1	0	0	0	0	0	0	0	0	0	0	0	0	0	-	0
Hagerman, R.	SO	TCBA	-	2	0	0	0	0	0	0	0	0	0	0	0	0	0	-	0
Sparks, T.	SO	TCBA	-	1	0	0	0	0	0	0	0	0	0	0	0	0	0	-	0
South Starrucca Ainspans			.173	81	185	13	32	5	2	1	44	12	26	10	2	2	0	100.0	1

U-TCB910 - Bradenton Buckeyes - Player Batting																			
15 Players	Tm	Lg	AVG	G	AB	R	H	2B	3B	HR	TB	RBI	SO	BB	ASB	SB	CS	SBP	GDP
Oakes, R.	BR	TCBA	.435	6	23	2	10	3	0	0	13	2	2	1	3	3	0	100.0	0
Zimmerman, H.	BR	TCBA	.400	4	10	0	4	1	0	0	5	3	1	0	0	0	0	-	0
Overall, O.	BR	TCBA	.333	2	6	0	2	1	0	0	3	0	2	1	0	0	0	-	0
Willis, V.	BR	TCBA	.333	2	6	1	2	1	0	0	3	1	1	1	0	0	0	-	0
Seymour, C.	BR	TCBA	.308	5	13	3	4	1	0	0	5	0	1	0	1	0	1	.0	0
Wood, W.	BR	TCBA	.250	6	20	2	5	2	0	0	7	1	5	1	0	0	0	-	1
Lajoie, N.	BR	TCBA	.208	6	24	1	5	1	0	0	6	1	1	1	3	2	1	66.7	0
Davis, H.	BR	TCBA	.200	6	20	4	4	0	0	0	4	2	2	4	3	1	2	33.3	0
Camnitz, H.	BR	TCBA	.200	2	5	0	1	0	0	0	1	1	1	0	0	0	0	-	0
Miller, W.	BR	TCBA	.063	5	16	0	1	0	0	0	1	1	2	1	2	2	0	100.0	0
Street, G.	BR	TCBA	.053	6	19	1	1	0	0	0	1	0	2	1	0	0	0	-	0
Elberfeld, K.	BR	TCBA	.050	6	20	1	1	1	0	0	2	1	3	0	0	0	0	-	0
Thomas, R.	BR	TCBA	.000	3	9	1	0	0	0	0	0	0	0	0	0	0	0	-	0
Gardner, E.	BR	TCBA	.000	3	2	0	0	0	0	0	0	0	1	0	0	0	0	-	0
Archer, J.	BR	TCBA	-	2	0	0	0	0	0	0	0	0	0	1	0	0	0	-	0
Bradenton Buckeyes			.207	64	193	16	40	11	0	0	51	13	24	12	12	8	4	66.7	1

Rebel Oakes was the hitting star with 10 hits (.435). Steve Evans led with 5 RBI and hit the only home run. Harry Davis scored 4 runs. Bradenton stole 8 of 12 attempted bases while South Starrucca had only 2 successes in 4 tries

Failures of Home Run Baker (.182) and Chief Wilson (.130) really dampened the Ainspan offense.

10 Pitchers	Tm	Lg	W	L	PCT	SV	ERA	G	GS	CG	SHO	QS	IP	H	R	ER	HR	SO	BB
Camnitz, H.	BR	TCBA	1	1	.500	0	.53	2	2	2	0	2	17.0	7	4	1	0	6	4
Crandall, D.	SO	TCBA	0	1	.000	0	27.00	1	0	0	0	0	.1	2	1	1	0	0	1
Falkenberg, C.	SO	TCBA	0	0	-	0	.00	1	0	0	0	0	1.2	0	0	0	0	1	0
Hagerman, R.	SO	TCBA	0	0	-	1	.00	2	0	0	0	0	1.2	2	0	0	0	2	0
Kroh, R.	SO	TCBA	1	0	1.000	0	1.00	1	1	1	0	1	9.0	7	1	1	0	4	2
Mullin, G.	SO	TCBA	0	1	.000	0	1.56	2	2	1	0	2	17.1	10	6	3	0	8	3
Overall, O.	BR	TCBA	1	1	.500	0	.50	2	2	2	0	1	18.0	13	5	1	0	17	3
Sparks, T.	SO	TCBA	0	0	-	0	.00	1	0	0	0	0	.1	0	0	0	0	0	0
Willett, E.	SO	TCBA	1	2	.333	0	2.01	3	3	0	0	3	22.1	19	8	5	0	9	6
Willis, V.	BR	TCBA	2	0	1.000	0	2.00	2	2	2	0	2	18.0	12	4	4	1	3	3
TCBA Origins 1909 MLB World Series			6	6	.500	1	1.36	17	12	8	0	11	105.2	72	29	16	1	50	22

10 Pitchers	Tm	Lg	SUP/9	R/9	ERA	BF/9	BR/9	H/9	BB/9	SO/9	HR/9	ERPT	OBA	BF	BR	IBB	HB	WP	BK
Camnitz, H.	BR	TCBA	2.1	2.12	.53	35.5	6.4	3.7	1.6	3.2	.00	1.6	.119	67	12	1	2	0	0
Crandall, D.	SO	TCBA	.0	27.00	27.00	135.0	108.0	54.0	27.0	.0	.00	-.9	1.000	5	4	0	1	0	0
Falkenberg, C.	SO	TCBA	.0	.00	.00	27.0	.0	.0	.0	5.4	.00	.3	.000	5	0	0	0	0	0
Hagerman, R.	SO	TCBA	.0	.00	.00	37.8	10.8	10.8	.0	10.8	.00	.3	.286	7	2	0	0	0	0
Kroh, R.	SO	TCBA	2.0	1.00	1.00	35.0	10.0	7.0	2.0	4.0	.00	.4	.226	35	10	0	1	0	0
Mullin, G.	SO	TCBA	2.1	3.12	1.56	34.8	7.3	5.2	1.6	4.2	.00	-.4	.161	67	14	0	1	0	0
Overall, O.	BR	TCBA	2.0	2.50	.50	35.5	8.5	6.5	1.5	8.5	.00	1.7	.203	71	17	0	1	0	0
Sparks, T.	SO	TCBA	.0	.00	.00	27.0	.0	.0	.0	.0	.00	.1	.000	1	0	0	0	0	0
Willett, E.	SO	TCBA	2.4	3.22	2.01	37.5	10.5	7.7	2.4	3.6	.00	-1.6	.224	93	26	0	1	0	0
Willis, V.	BR	TCBA	3.0	2.00	2.00	34.0	7.5	6.0	1.5	1.5	.50	-1.3	.194	68	15	0	0	0	0
TCBA Origins 1909 MLB World Series			2.2	2.47	1.36	35.7	8.5	6.1	1.8	4.3	.09	.0	.190	419	100	1	7	0	0

Bradenton used only three pitchers, who each pitched two complete games



U-TCB910 - TCBA Origins 1909 MLB World Series - Club Batting



2 Teams	AVG	OBP	SLG	G	AB	H	2B	3B	HR	R	R/G	SO	BB	LOB	SB	CS	SBP
Bradenton Buckeyes	.207	.267	.264	6	193	40	11	0	0	16	2.7	24	12	39	8	4	66.7
South Starrucca Ainspans	.173	.226	.238	6	185	32	5	2	1	13	2.2	26	10	34	2	0	100.0
TCBA Origins 1909 MLB World Series	.190	.247	.251	6	378	72	16	2	1	29	4.8	50	22	73	10	4	71.4

U-TCB910 - TCBA Origins 1909 MLB World Series - Club Pitching



2 Teams	ERA	G	CG	SHO	QS	SV	IP	H	R	ER	HR	SO	BB	HB	WP	BK	OBA
Bradenton Buckeyes	1.02	6	6	0	5	0	53.0	32	13	6	1	26	10	3	0	0	.173
South Starrucca Ainspans	1.71	6	2	0	6	1	52.2	40	16	10	0	24	12	4	0	0	.207
TCBA Origins 1909 MLB World Series	1.36	6	8	0	11	1	105.2	72	29	16	1	50	22	7	0	0	.190

U-TCB910 - TCBA Origins 1909 MLB World Series - Club Fielding



2 Teams	FLD	G	PO	A	E	DP	TP	PB	OSB	OCS	OSBP	OSBA	DER	UER	UERP
Bradenton Buckeyes	.975	6	159	73	6	1	0	0	2	0	100.0	.340	.788	7	53.8
South Starrucca Ainspans	.963	6	158	79	9	2	0	0	8	4	66.7	1.367	.731	6	37.5
TCBA Origins 1909 MLB World Series	.969	6	317	152	15	3	0	0	10	4	71.4	.852	.759	13	44.8

The background of the slide is a photograph of an ancient Egyptian wall. It features several horizontal registers of hieroglyphs and pictorial reliefs. The top register shows a row of hieroglyphs. Below it, there are registers with various figures, including a seated figure on the left and several standing figures in the center and right. The reliefs are carved into a light-colored stone surface.

TCBA ORIGINS 1902 – 1909
(proposed through 1920)

1900s



- 1902 – Turin Mountaineers**
- 1903 – Cleveland Naps**
- 1904 – Long Island Islanders**
- 1905 – Long Island Islanders**
- 1906 – Long Island Islanders**
- 1907 – Cleveland Naps**
- 1908 – Long Island Islanders**
- 1909 – Mimosa Mirthmakers**



	W	L	PCT	GB	Mg #	STRK	Last 10	Home	Away	1 Run	X-Inn	TCBA DON	TCBA STU	TCBA BILL
TCBA Origins 1902														
Mahley Division														
Boston Beaneaters	100	55	.645	-	X	W 1	7- 3	52-25	48-30	16-19	9- 2	35-20	26-10	19-13
Hyde Park Vitamen	99	56	.639	1.0	-	L 1	8- 2	54-24	45-32	18-20	7- 8	36-19	25-11	20-12
Long Island Islanders	62	92	.403	37.5	-	L 5	2- 8	27-50	35-42	19-19	1- 8	25-29	14-22	11-21
South Starrucca Ainspans	35	119	.227	64.5	-	W 1	3- 7	15-62	20-57	10-18	5-10	13-41	9-27	6-26
McCorkindale Division														
Bradenton Buckeyes	114	40	.740	-	X	W 3	8- 2	61-16	53-24	21-14	9- 6	24-12	43-11	24- 8
Bergen Barflies	67	87	.435	47.0	-	L 3	5- 5	30-47	37-40	18-24	8- 3	18-18	23-31	16-16
Mexicali Mallards	66	88	.429	48.0	-	W 2	6- 4	32-45	34-43	20-18	3-10	17-19	24-30	13-19
Cleveland Naps	47	107	.305	67.0	-	L 2	1- 9	28-49	19-58	19-21	5- 9	11-25	18-36	9-23
Kirwin Division														
Mimosa Mirthmakers	95	59	.617	-	X	W 5	8- 2	47-30	48-29	19-15	3- 5	17-15	23- 9	36-18
Grand Rapids Wolverines	92	62	.597	3.0	-	L 2	6- 4	43-34	49-28	17- 9	4- 1	21-11	21-11	30-24
Newton Buccs	63	91	.409	32.0	-	L 9	1- 9	27-50	36-41	17-18	8- 4	20-12	10-22	20-34
Waukesha Freeman	59	95	.383	36.0	-	W 2	5- 5	31-46	28-49	15-20	5- 9	14-18	12-20	22-32
Seitz Division														
Turin Mountaineers	96	59	.619	-	X	W 1	5- 5	46-31	50-28	24-19	14- 5	20-12	23- 9	23-13
Wilderness Wraiths	95	60	.613	1.0	-	L 2	7- 3	48-30	47-30	24-13	12- 7	20-12	20-12	21-15
Hereford Highlanders	78	76	.506	17.5	-	W 1	5- 5	37-40	41-36	18-22	6- 8	12-20	18-14	22-14
Buffalo Mules	66	88	.429	29.5	-	W 1	3- 7	29-48	37-40	14-20	3- 7	19-13	13-19	15-21

Our initial season was quite a success. Boston and Turin had to win 1-game playoffs against Hyde Park and Wilderness to advance to the playoffs. Turin then defeated Boston in the first round of the playoffs, winning 4 of the first 5 games. Bradenton also defeated Mimosa in five games. In the World Series, Turin overcame a 3-0 deficit in games, and a 6-0 lead in the 4th game to defeat the Buckeyes in seven games.

U-TCB903 - TCBA Origins 1902 MLB - Standings on Sep. 23, 1902

	W	L	PCT	GB	Mg #	STRK	Last 10	Home	Away	1 Run	X-Inn	TCBA DON	TCBA STU	TCBA BILL
TCBA Origins 1902 MLB														
Don Mahley Division														
Hyde Park Vitamen	77	77	.500	-	X	L 2	7- 3	39-38	38-39	16-24	7- 8	30-24	14-18	15-17
South Starrucca Ainspans	74	80	.481	3.0	-	L 4	4- 6	39-38	35-42	18-25	7-11	27-27	12-20	14-18
Boston Beaneaters	68	86	.442	9.0	-	W 2	5- 5	30-47	38-39	18-26	6-10	29-25	12-20	13-19
Long Island Islanders	64	90	.416	13.0	-	W 4	4- 6	27-50	37-40	14-27	1-11	22-32	11-21	16-16
Stu McCorkindale Division														
Cleveland Naps	100	52	.658	-	X	L 3	5- 5	52-24	48-28	30-10	15- 6	19-13	35-17	27- 9
Mexicali Mallards	89	65	.578	12.0	-	L 1	6- 4	49-28	40-37	23-18	8- 6	25- 7	28-26	19-17
Bradenton Buckeyes	72	81	.471	28.5	-	W 3	6- 4	32-45	40-36	22-14	5- 3	17-15	27-26	16-20
Bergen Barflies	67	86	.438	33.5	-	W 1	3- 7	33-43	34-43	18-22	6- 5	18-14	16-37	17-19
Bill Kirwin Division														
Newton Buccs	100	54	.649	-	X	W 4	9- 1	45-32	55-22	31-11	8- 5	20-12	22-14	39-15
Grand Rapids Wolverines	70	84	.455	30.0	-	L 4	2- 8	31-46	39-38	18-20	5- 7	14-18	17-19	25-29
Mimosa Mirthmakers	70	84	.455	30.0	-	W 1	5- 5	36-41	34-43	22-23	6- 9	17-15	14-22	21-33
Waukesha Freeman	68	86	.442	32.0	-	L 1	4- 6	32-45	36-41	19-26	6- 3	19-13	12-24	23-31
Richard Seitz Division														
Turin Mountaineers	91	63	.591	-	X	L 3	4- 6	46-31	45-32	18-14	5- 3	20-16	18-14	21-11
Hereford Highlanders	78	76	.506	13.0	-	W 3	7- 3	34-43	44-33	22-27	9- 4	19-17	15-17	13-19
Wilderness Wraiths	75	79	.487	16.0	-	W 2	5- 5	37-40	38-39	21-24	8- 8	18-18	15-17	16-16
Buffalo Mules	67	87	.435	24.0	-	L 2	4- 6	31-46	36-41	27-26	8-11	19-17	16-16	13-19

Defending champion Turin was the only team to return to the playoffs. 100-game winner Cleveland defeated .500 Hyde Park in 5 games in the first round. Turin returned to the World Series, defeating 100-game winning Newton in six games, but lost to new champion Cleveland in a five game final showdown.

	W	L	PCT	GB	Mg #	STRK	Last 10	Home	Away	1 Run	X-Inn	TCBA DON	TCBA STU	TCBA BILL
TCBA Origins 1903 MLB														
Mahley Division														
Long Island Islanders	108	44	.711	-	X	W 2	8- 2	55-22	53-22	27-19	13- 5	39-13	21-11	29- 7
South Starrucca Ainspans	94	59	.614	14.5	-	L 2	5- 5	47-29	47-30	23-16	6- 7	30-23	21-11	22-14
Hyde Park Vitamen	75	78	.490	33.5	-	L 1	4- 6	40-36	35-42	29-21	5- 7	23-30	18-14	14-22
Boston Beaneaters	51	103	.331	58.0	-	W 1	4- 6	23-54	28-49	16-19	5- 6	14-40	13-19	12-24
McCorkindale Division														
Mexicali Mallards	95	59	.617	-	X	W 1	6- 4	52-25	43-34	28-21	7- 5	16-16	38-16	17-15
Cleveland Naps	86	68	.558	9.0	-	L 1	8- 2	42-35	44-33	22-16	6- 1	15-17	28-26	23- 9
Bradenton Buckeyes	73	81	.474	22.0	-	W 1	3- 7	38-39	35-42	18-23	4- 5	15-17	26-28	17-15
Bergen Barflies	56	98	.364	39.0	-	L 1	3- 7	27-50	29-48	16-27	5- 8	9-23	16-38	15-17
Kirwin Division														
Newton Buccs	91	63	.591	-	X	L 4	5- 5	45-32	46-31	20-24	10-10	20-16	18-14	34-20
Mimosa Mirthmakers	81	73	.526	10.0	-	W 4	6- 4	42-35	39-38	22-19	6- 8	19-17	14-18	31-23
Grand Rapids Wolverines	67	87	.435	24.0	-	L 1	4- 6	36-41	31-46	19-19	4- 8	14-22	13-19	23-31
Waukesha Freeman	59	95	.383	32.0	-	W 1	5- 5	31-46	28-49	17-33	10-10	14-22	11-21	20-34
Seitz Division														
Hereford Highlanders	84	70	.545	-	X	W 1	6- 4	46-31	38-39	23-17	4- 5	16-16	20-16	20-12
Turin Mountaineers	82	72	.532	2.0	-	W 4	6- 4	44-33	38-39	21-20	11- 8	20-12	16-20	14-18
Wilderness Wraiths	74	80	.481	10.0	-	L 1	6- 4	42-35	32-45	23-22	7- 5	12-20	20-16	17-15
Buffalo Mules	54	100	.351	30.0	-	L 4	2- 8	27-50	27-50	17-25	4- 9	8-24	13-23	10-22

Newton was our only returning playoff contestant, joined by 108-game winning Long Island, Mexicali and Hereford. The Islanders defeated the Highlanders in six games, and the Mallards defeated the Buccs in six games, winning the final, 1-0, in the 10th inning. Long Island prevailed in the World Series, with a walk-off win in the 13th inning of the sixth game.

	W	L	PCT	GB	Mg #	STRK	Last 10	Home	Away	1 Run	X-Inn	TCBA DON	TCBA STU	TCBA BILL
TCBA Origins														
Mahley Division														
Long Island Islanders	101	53	.656	-	X	W 5	7- 3	55-22	46-31	29-27	11- 6	38-16	16-16	23-13
South Starrucca Ainspans	91	63	.591	10.0	-	L 1	5- 5	47-30	44-33	26-19	6- 9	31-23	14-18	24-12
Boston Beaneaters	74	80	.481	27.0	-	W 1	7- 3	39-38	35-42	22-28	8- 8	20-34	10-22	27- 9
Hyde Park Vitamen	64	90	.416	37.0	-	L 7	1- 9	31-46	33-44	21-26	8-10	19-35	8-24	23-13
McCorkindale Division														
Bradenton Buckeyes	97	57	.630	-	X	L 2	6- 4	42-35	55-22	28-15	10- 6	20-12	28-26	23- 9
Bergen Barflies	91	62	.595	5.5	-	W 1	8- 2	45-31	46-31	22-26	7-10	18-14	30-24	23- 8
Mexicali Mallards	89	64	.582	7.5	-	L 1	3- 7	46-30	43-34	33-30	14- 7	22-10	26-28	19-12
Cleveland Naps	84	70	.545	13.0	-	W 2	3- 7	39-38	45-32	24-23	13-10	20-12	24-30	18-14
Kirwin Division														
Newton Buccs	88	65	.575	-	X	W 1	7- 3	45-32	43-33	24-20	8- 7	18-18	14-17	32-22
Waukesha Freeman	74	80	.481	14.5	-	W 2	5- 5	37-40	37-40	27-21	11- 7	12-24	11-21	29-25
Grand Rapids Wolverines	58	96	.377	30.5	-	L 1	4- 6	31-46	27-50	18-26	6-10	9-27	8-24	26-28
Mimosa Mirthmakers	52	101	.340	36.0	-	L 2	4- 6	26-51	26-50	15-21	5- 7	8-28	10-21	21-33
Seitz Division														
Turin Mountaineers	88	66	.571	-	X	L 2	4- 6	47-30	41-36	28-18	7- 8	19-13	15-21	15-17
Wilderness Wraiths	78	76	.506	10.0	-	W 2	8- 2	47-30	31-46	25-26	8-10	13-19	17-19	17-15
Hereford Highlanders	66	88	.429	22.0	-	W 6	7- 3	30-47	36-41	18-25	7- 9	12-20	15-21	11-21
Buffalo Mules	35	119	.227	53.0	-	L 6	1- 9	15-62	20-57	15-24	4- 9	7-25	7-29	11-21

Defending champion Long Island and Newton returned to the playoffs, joined by Bradenton and Turin. Bradenton avenged their 1902 World Series loss by defeating Turin in 5 games while Long Island triumphed over Newton in 6 games. The Islanders repeated as Champions with six-game win in the World Series.

	W	L	PCT	GB	Mg #	STRK	Last 10	Home	Away	1 Run	X-Inn	TCBA DON	TCBA STU	TCBA BILL
TCBA Origins 1905 MLB														
Mahley Division														
Long Island Islanders	103	51	.669	-	X	L 1	6- 4	49-28	54-23	26-20	7- 5	33-21	21-11	22-10
South Starrucca Ainspans	79	75	.513	24.0	-	W 1	3- 7	42-35	37-40	33-24	11- 6	32-22	19-13	15-17
Hyde Park Vitamen	74	80	.481	29.0	-	W 1	5- 5	40-37	34-43	17-24	4- 6	18-36	18-14	16-16
Boston Beaneaters	72	81	.471	30.5	-	L 1	6- 4	40-37	32-44	29-23	8-10	25-29	17-15	17-14
McCorkindale Division														
Bergen Barflies	93	59	.612	-	X	L 1	7- 3	54-22	39-37	25-23	7- 5	17-15	37-15	21-15
Bradenton Buckeyes	71	83	.461	23.0	-	L 1	5- 5	40-37	31-46	23-34	7- 5	12-20	24-30	19-17
Mexicali Mallards	60	92	.395	33.0	-	L 1	5- 5	33-43	27-49	24-18	4- 8	12-20	24-29	15-21
Cleveland Naps	56	97	.366	37.5	-	W 1	3- 7	29-48	27-49	18-22	7- 6	12-20	21-32	13-23
Kirwin Division														
Waukesha Freeman	93	61	.604	-	X	W 1	3- 7	47-30	46-31	26-21	9- 8	17-15	19-17	35-19
Pittsburgh Rebels	83	71	.539	10.0	-	L 1	7- 3	47-30	36-41	26-37	4-16	16-16	24-12	30-24
Mimosa Mirthmakers	77	76	.503	15.5	-	L 1	7- 3	39-37	38-39	25-22	5- 4	13-18	20-16	28-26
Grand Rapids Wolverines	53	101	.344	40.0	-	W 1	3- 7	28-49	25-52	17-30	9- 8	11-21	13-23	15-39
Seitz Division														
Hereford Highlanders	85	69	.552	-	X	W 3	8- 2	40-37	45-32	26-23	10- 4	21-15	21-11	15-17
Buffalo Mules	84	70	.545	1.0	-	L 2	5- 5	40-37	44-33	17-22	8- 8	19-17	15-17	18-14
Turin Mountaineers	78	75	.510	6.5	-	W 2	6- 4	38-38	40-37	31-18	8- 7	14-22	17-14	16-16
Wilderness Wraiths	67	87	.435	18.0	-	L 2	2- 8	32-45	35-42	21-23	6- 8	15-21	21-11	14-18

Two-time defending champion Long Island was the only returning playoff team. Hereford needed to win a rainout makeup game to qualify and were joined by Bergen and Waukesha. The Islanders eliminated Hereford in five games while Waukesha triumphed over Bergen in six games. Long Island won their third consecutive championship by defeating Waukesha in the World Series. Down 3 games to 1, the Freeman forced a 7th game, only to be shutout by a 4-0 count.

	W	L	PCT	GB	Mg #	STRK	Last 10	Home	Away	1 Run	X-Inn	TCBA DON	TCBA STU	TCBA BILL
TCBA Origins 1906 MLB														
Don Mahley Division														
Long Island Islanders	99	55	.643	-	X	W 5	8- 2	51-26	48-29	32-18	8- 7	35-19	18-14	18-14
Hyde Park Vitamen	96	58	.623	3.0	-	W 2	4- 6	51-26	45-32	34-24	15-11	30-24	21-11	21-11
Boston Beaneaters	95	58	.621	3.5	-	L 2	7- 3	49-28	46-30	26-22	8- 8	33-21	16-16	26- 5
South Starrucca Ainspans	51	103	.331	48.0	-	L 6	1- 9	24-53	27-50	19-29	7- 8	10-44	13-19	16-16
Stu McCorkindale Division														
Cleveland Naps	99	55	.643	-	X	W 2	5- 5	50-27	49-28	30-12	12- 8	22-10	30-24	23-13
Bergen Barflies	97	57	.630	2.0	-	W 2	6- 4	50-27	47-30	27-14	11- 4	16-16	34-20	22-14
Mexicali Mallards	75	79	.487	24.0	-	L 2	6- 4	38-39	37-40	24-25	13-10	12-20	25-29	21-15
Bradenton Buckeyes	58	95	.379	40.5	-	L 2	3- 7	28-49	30-46	15-21	7-10	10-22	19-35	14-21
Bill Kirwin Division														
Mimosa Mirthmakers	93	58	.616	-	X	L 1	3- 7	48-26	45-32	27-21	9- 4	17-14	21-14	36-17
Waukesha Freeman	85	69	.552	9.5	-	W 1	7- 3	49-28	36-41	17-22	5- 6	14-18	23-13	34-20
Grand Rapids Wolverines	46	107	.301	48.0	-	L 1	6- 4	22-55	24-52	12-27	2-10	11-21	9-27	19-34
Pittsburgh Rebels	44	110	.286	50.5	-	W 1	3- 7	24-53	20-57	13-30	3-14	4-28	10-26	18-36
Richard Seitz Division														
Buffalo Mules	89	65	.578	-	X	W 7	8- 2	50-27	39-38	18-20	9- 6	20-16	17-15	24- 8
Hereford Highlanders	87	67	.565	2.0	-	W 5	8- 2	45-32	42-35	20-26	8- 9	15-21	17-15	22-10
Wilderness Wraiths	72	82	.468	17.0	-	L 5	2- 8	35-42	37-40	26-21	11- 9	19-17	6-26	18-14
Turin Mountaineers	43	111	.279	46.0	-	L 7	2- 8	20-57	23-54	14-22	6-10	6-30	7-25	12-20

Three-time defending champion Long Island was the only returning playoff team, joined by Cleveland, Mimosa and Buffalo. The Islanders defeated Mimosa in 5 games. Cleveland won the Lake Erie semi-final by defeating Buffalo in 5 games. Long Island held a 3-games to 2 lead in the World Series, but Cleveland won game six, 4-1 at home, setting up the 7th game, which would go 10 innings before the Naps prevailed, 2-1, breaking the Islander streak of championships.

	W	L	PCT	GB	Mg #	STRK	Last 10	Home	Away	1 Run	X-Inn	TCBA DON	TCBA STU	TCBA BILL	TCBA RICH
TCBA Origins 1907 MLB															
Don Mahley Division															
Long Island Islanders	92	62	.597	-	X	L 1	5- 5	47-30	45-32	25-27	11- 6	33-21	23-13	17-15	19-13
Hyde Park Vitamen	82	72	.532	10.0	-	W 1	3- 7	36-41	46-31	29-19	7- 7	30-24	17-19	13-19	22-10
Western Marvels	59	95	.383	33.0	-	W 4	6- 4	27-50	32-45	23-28	8- 9	21-33	17-19	10-22	11-21
South Starrucca Ainspans	58	96	.377	34.0	-	L 4	6- 4	25-52	33-44	24-21	10- 5	24-30	11-25	12-20	11-21
Stu McCorkindale Division															
Cleveland Naps	90	63	.588	-	X	L 1	9- 1	41-35	49-28	27-21	8- 8	20-16	39-14	12-20	19-13
Bradenton Buckeyes	88	66	.571	2.5	-	W 4	4- 6	37-40	51-26	22-20	12- 9	21-15	29-25	21-11	17-15
Bergen Barflies	79	74	.516	11.0	-	L 4	4- 6	43-34	36-40	24-22	8- 9	17-19	23-30	16-16	23- 9
Mexicali Mallards	64	90	.416	26.5	-	W 1	3- 7	33-44	31-46	25-27	13-15	18-18	16-38	12-20	18-14
Bill Kirwin Division															
Mimosa Mirthmakers	97	57	.630	-	X	W 6	7- 3	50-27	47-30	26-25	9- 8	23- 9	19-13	32-22	23-13
Waukesha Freeman	96	58	.623	1.0	-	W 4	7- 3	52-25	44-33	23-19	7- 5	23- 9	19-13	30-24	24-12
Grand Rapids Wolverines	94	60	.610	3.0	-	L 4	4- 6	49-28	45-32	25-18	6- 3	18-14	21-11	31-23	24-12
Pittsburgh Rebels	50	104	.325	47.0	-	L 5	2- 8	23-54	27-50	18-25	6-15	12-20	8-24	15-39	15-21
Richard Seitz Division															
Buffalo Mules	83	71	.539	-	X	W 5	8- 2	42-35	41-36	25-19	7- 9	19-13	15-17	14-22	35-19
Hereford Highlanders	81	73	.526	2.0	-	W 3	6- 4	47-30	34-43	23-20	6- 3	17-15	17-15	18-18	29-25
Turin Mountaineers	78	76	.506	5.0	-	L 3	6- 4	43-34	35-42	26-29	8- 4	15-17	13-19	18-18	32-22
London Tecumsehs	40	114	.260	43.0	-	L 10	0-10	23-54	17-60	18-43	1-12	14-18	6-26	8-28	12-42

All four Division champs returned from last year, but it was Long Island that prevailed, winning their FOURTH championship.

	W	L	PCT	GB	Mg #	STRK	Last 10	Home	Away	1 Run	X-Inn	TCBA DON	TCBA STU	TCBA BILL	TCBA RICH
TCBA Origins 1908 MLB															
Don Mahley Division															
South Starrucca Ainspans	98	56	.636	-	X	L 2	5-5	54-23	44-33	38-24	12-11	36-18	21-11	17-15	24-12
Cleveland Spiders	85	69	.552	13.0	-	W 2	6-4	52-25	33-44	40-20	17-8	35-19	16-16	17-15	17-19
Hyde Park Vitamen	49	105	.318	49.0	-	L 2	6-4	24-53	25-52	19-29	6-7	21-33	6-26	7-25	15-21
Long Island Islanders	37	117	.240	61.0	-	W 2	3-7	20-57	17-60	11-29	5-9	16-38	9-23	3-29	9-27
Stu McCorkindale Division															
Bergen Barflies	88	66	.571	-	X	W 1	6-4	48-29	40-37	33-24	14-6	25-7	27-27	17-19	19-13
Cleveland Naps	87	67	.565	1.0	-	L 2	6-4	43-34	44-33	24-24	7-8	16-16	34-20	17-19	20-12
Bradenton Buckeyes	83	71	.539	5.0	-	W 2	4-6	45-32	38-39	30-31	7-15	18-14	27-27	18-18	20-12
Mexicali Mallards	69	85	.448	19.0	-	L 1	4-6	34-43	35-42	27-28	6-4	17-15	20-34	14-22	18-14
Bill Kirwin Division															
Mimosa Mirthmakers	96	58	.623	-	X	W 1	5-5	53-24	43-34	33-25	5-7	25-7	20-16	30-24	21-11
Grand Rapids Wolverines	92	62	.597	4.0	-	W 2	6-4	50-27	42-35	31-26	11-8	20-12	19-17	29-25	24-8
Waukesha Freeman	85	69	.552	11.0	-	L 1	5-5	50-27	35-42	22-23	10-10	18-14	19-17	30-24	18-14
Pittsburgh Rebels	79	75	.513	17.0	-	L 2	4-6	40-37	39-38	27-28	6-10	21-11	20-16	19-35	19-13
Richard Seitz Division															
Buffalo Mules	86	68	.558	-	X	W 1	5-5	45-32	41-36	34-30	10-10	25-11	17-15	11-21	33-21
Turin Mountaineers	79	75	.513	7.0	-	L 1	5-5	42-35	37-40	23-36	12-12	22-14	15-17	14-18	28-26
London Tecumsehs	66	88	.429	20.0	-	L 1	4-6	33-44	33-44	31-30	13-7	16-20	12-20	13-19	25-29
Hereford Highlanders	53	101	.344	33.0	-	W 1	6-4	26-51	27-50	16-32	5-14	16-20	7-25	8-24	22-32

Mimosa and Buffalo repeated as Division Champions and used that experience to advance to the World Series. The Mules defeated South Starrucca in 5 games while the Mirthmakers swept Bergen in 4 straight.


11

9

11

10

8





1910 – Bradenton Buckeyes

1911 –

1912 –

1913 –

1914 –

1915-

1916 –

1917 –

1918 –

1919 –

	W	L	PCT	GB	Mg #	STRK	Last 10	Home	Away	1 Run	X-Inn	TCBA DON	TCBA STU	TCBA BILL	TCBA RICH
TCBA Origins 1909 MLB															
Don Mahley Division															
South Starrucca Ainspans	92	61	.601	-	X	L 1	6- 4	45-31	47-30	22-14	8- 4	32-22	18-14	24-12	18-13
Hyde Park Vitamen	87	67	.565	5.5	-	W 1	6- 4	39-38	48-29	17-22	5-11	32-22	22-10	18-18	15-17
Cleveland Spiders	83	71	.539	9.5	-	W 1	6- 4	43-34	40-37	24-23	7- 9	33-21	16-16	19-17	15-17
Long Island Islanders	31	123	.201	61.5	-	L 1	2- 8	14-63	17-60	12-25	3-11	11-43	10-22	5-31	5-27
Stu McCorkindale Division															
Bradenton Buckeyes	97	57	.630	-	X	W 2	5- 5	48-29	49-28	37-17	9- 4	20-12	32-22	19-13	26-10
Cleveland Naps	84	70	.545	13.0	-	L 2	4- 6	44-33	40-37	25-25	10-11	19-13	29-25	15-17	21-15
Bergen Barflies	65	89	.422	32.0	-	W 1	5- 5	28-49	37-40	17-31	8-11	13-19	22-32	12-20	18-18
Mexicali Mallards	63	91	.409	34.0	-	L 1	6- 4	31-46	32-45	26-28	7-15	10-22	25-29	13-19	15-21
Bill Kirwin Division															
Pittsburgh Rebels	93	61	.604	-	X	L 1	4- 6	48-29	45-32	29-26	11-10	22-14	18-14	29-25	24- 8
Mimosa Mirthmakers	81	73	.526	12.0	-	L 3	4- 6	42-35	39-38	23-23	9- 3	16-20	20-12	25-29	20-12
Waukesha Freeman	75	79	.487	18.0	-	W 3	9- 1	36-41	39-38	23-28	9- 7	21-15	15-17	30-24	9-23
Grand Rapids Wolverines	72	82	.468	21.0	-	W 1	3- 7	35-42	37-40	25-27	4- 5	19-17	16-16	24-30	13-19
Richard Seitz Division															
London Tecumsehs	99	55	.643	-	X	W 2	6- 4	50-27	49-28	26-15	12- 4	22-10	21-15	21-11	35-19
Turin Mountaineers	84	69	.549	14.5	-	L 2	7- 3	47-30	37-39	16-19	8- 4	21-10	18-18	17-15	28-26
Buffalo Mules	75	79	.487	24.0	-	L 2	4- 6	34-43	41-36	18-15	7- 5	16-16	12-24	16-16	31-23
Hereford Highlanders	50	104	.325	49.0	-	W 2	3- 7	23-54	27-50	22-24	6- 9	15-17	13-23	8-24	14-40

South Starrucca was the only repeating Division champion and was seeded 4th, meeting London in the first round

Bradenton hosted Pittsburgh in the other semi-final match up.




Both semi-finals went seven games, sending the ‘Spans and Bucks to the World Series.



**TCBA GOLD
1921-1943**

The Roaring

TWENTIES





1921 – Long Island Islanders
1922 – Bergen Barflies
1923 – Siouxland Explorers
1924 – Bergen Barflies
1925 – Mimosa Mirthmakers
1926 – Fortney Gators
1927 – Bergen Barflies
1928 – Bergen Barflies
1929 – Long Island Islanders

MARSHALL ISLANDS

1930 ▶ DECADE OF THE GREAT DEPRESSION • 1939

THE 20TH CENTURY

60



ECONOMIC DEPRESSION ENGLUFS THE WORLD

1930s



1930 – Kilkenny Gaelics

1931 – Long Island Islanders

1932 – South Starrucca Ainspans

1933 – Portsmouth Pubdwellers

1934 – Hyde Park VitaMen

1935 – Mimosa Mirthmakers

1936 – Fortney Gators

1937 - South Starrucca Ainspans

1938 – Kilkenny Gaelics

1939 – South Starrucca Ainspans

1040s

An aerial, black and white photograph of a baseball field during a game. The field is diamond-shaped with a pitcher's mound in the center. Several players are visible on the field, including one in the pitcher's circle and others on the bases and in the outfield. The stands are filled with spectators. In the background, there are several large signs or advertisements on the outfield fence. The text is overlaid on the right side of the image.

1940 – Chesapeake Regnads
1941 – Bergen Barflies
1942 – Sacramento Solons
1943 – South Starrucca Ainspans




1944-1974
TCBA
YESTERDAY

“The best thing about baseball today is its yesterdays.” Lawrence Ritter


1940s





1944 – Long Island Islanders
1945 – Mexicali Mallards
1946 – Sacramento Solons
1947 – Mimosa Mirthmakers
1948 – Bradenton Buckeyes
1949 – Bradenton Buckeyes

THE FABULOUS FIFTIES





1950 – South Starrucca Ainspans
1951 – Mimosa Mirthmakers
1952 – Fortney Gators
1953 – Fortney Gators
1954 – South Starrucca Ainspans

1955 – Norfolk Pilots
1956 – Hyde Park VitaMen
1957 – Hyde Park VitaMen
1958 – Hyde Park VitaMen
1959 – Bradenton Buckeyes





- 1960 – Bradenton Buckeyes**
- 1961 – Wilderness Wraiths**
- 1962 – South Starrucca Ainspans**
- 1963 – South Starrucca Ainspans**
- 1964 – Mimosa Mirthmakers**
- 1965 – Bergen Barflies**
- 1966 – South Starrucca Ainspans**
- 1967 – South Starrucca Ainspans**
- 1968 – Long Island Islanders**
- 1969 – Cleveland Spiders**

ZOO

The image features the word "ZOO" in a large, bold, white, sans-serif font with a thick black outline. The letters are set against a vibrant, abstract background of overlapping shapes in shades of orange, yellow, and teal. The overall style is graphic and modern.

An aerial photograph of a baseball stadium, showing the green field, brown dirt base paths, and the surrounding seating areas. The stadium is filled with spectators. In the background, there are several tall stadium lights. Overlaid on the center of the field is a list of teams and their years.

1970 – Fortney Gators
1971 – Newmarket Eh's
1972 – Hyde Park VitaMen
1973 – Long Island Islanders
1974 – Norfolk Pilots

TCBA



1975 - 2021





1975 – Harbor Beach Combers
1976 – Hyde Park Vitamen
1977 – Shiloh Spurs
1978 – Greylock Gators
1979 – Rockford Patriots

TIME

8

0

S




1980 – Norfolk Pilots **1985 – Long Island Islanders**
1981 – Winnebago Indians **1986 – Meadowlands Spartans**
1982 – Winnebago Indians **1987 – Long Island Islanders**
1983 – Long Island Islanders **1988 – Scranton Spanish Flies**
1984 – Mimosa Mirthmakers **1989 – Beacon Braves**

1990s



1990 – Scranton Spanish Flies **1995 – Horseshoe Bay Polos**
1991 – Scranton Spanish Flies **1996 – Bethesda Bambinos**
1992 – Bethesda Bambinos **1997 – Rapidan Rapids**
1993 – Scranton Spanish Flies **1998 – Newark Eagles**
1994 – Scranton Spanish Flies **1999 – Newark Eagles**



20000's



2000 – Long Island Islanders	2005 – Pennsylvania Keystones
2001 – Farmington Rats	2006 – Farmington Rats
2002 – Scranton Spanish Flies	2007 – Long Island Islanders
2003 – Horseshoe Bay Polos	2008 – Horseshoe Bay Polos
2004 – Newark Eagles	2009 – Silver Spring Senators



the
2010s

DECADE IN REVIEW



2010 – Scranton Spanish Flies **2015- Scranton Spanish Flies**
2011 – Fargo Fungoes **2016 – Rochester Cheetahs**
2012 – Bethesda Bambinos **2017 – Beacon Braves**
2013 – Bethesda Bambinos **2018 – Bethesda Bambinos**
2014 – Newark Eagles **2019 – Long Island Islanders**

THE

2020

S

2020-Newark Eagles
2021-Eastport Athletics
2022-



MEET THE


MANAGERS

MAHLEY DIVISION

a tribute to

DON MAHLEY

June 16, 1942 - March 1, 2014






Bob Braun
Hyde Park
Vitamen

Marty
Fiehl
South
Starrucca
Ainspans



Jim McEnaney, Long Island Islanders





Craig Shifflett, Cleveland Spiders



LJ Honeycutt, Western Marvels



**McCORKINDALE
DIVISION**

Bradenton Buckeyes
Bob Wood



Cleveland Naps
Gerry Hobbs





Mexicali Mallards
Al Keefer




Bergen Barflies
Tom Meade

THE
Legend
HAS RETIRED

KIRWIN DIVISION



Larry Smith, Mimosa Mirthmakers



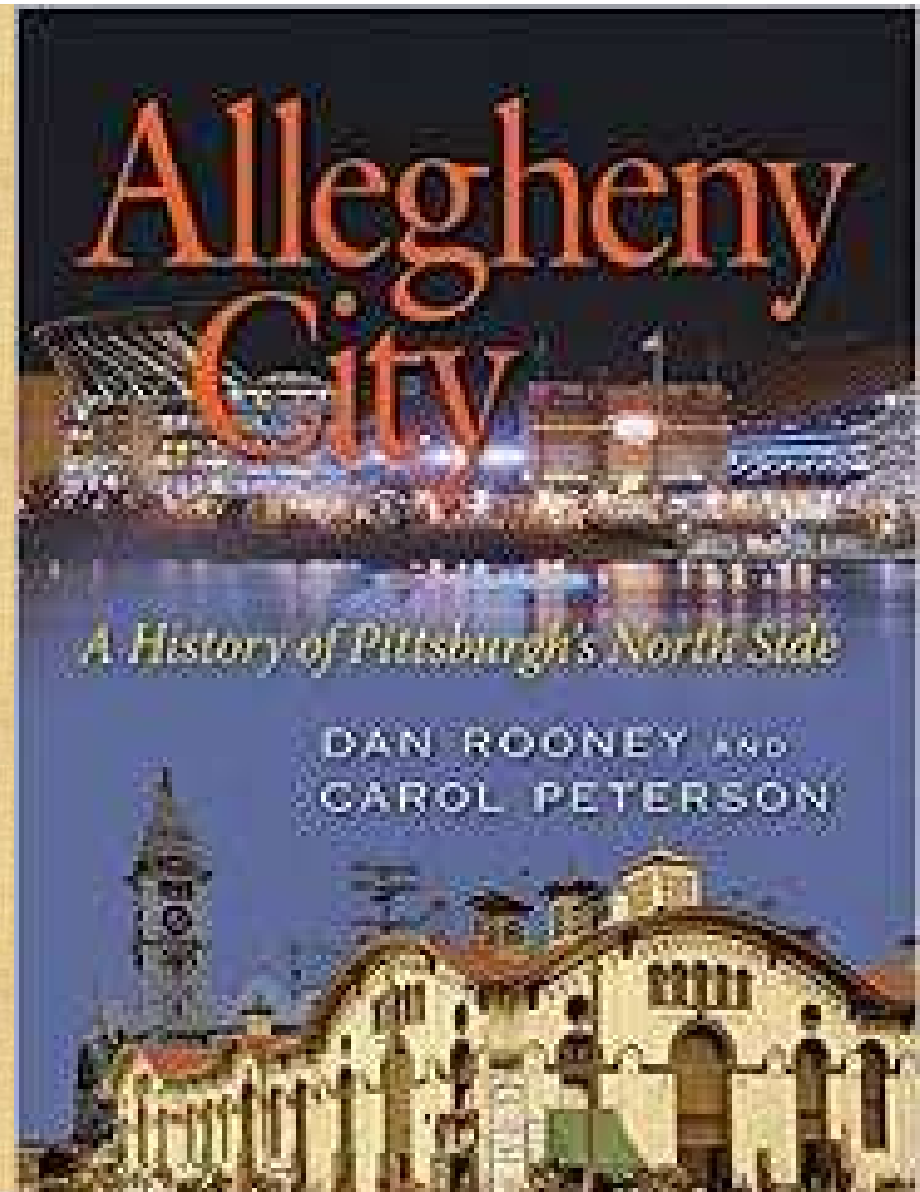


Ken Sajdak
Waukesha Freeman

Jeff Sajdak
Siouxland Explorers



Joe Elinich
Pittsburgh
Alleghenies





**SEITZ
DIVISION**



Steve Lyon
Hereford Highlanders



Ed Hebscher
London Tecumsehs



**Turin Mountaineers
J.R. Richardson**



**Aaron Anderson
Buffalo Mules**



The End