

1910



It would be standing room only for the World Series, played live on Microsoft Teams. Scouts and representatives from at least four other franchises were in the stands as Mahley Division Champion South Starrucca (92-61) met McCorkindale Division Champion Bradenton (97-57).

The Buckeyes had won 5 of 8 games between the teams in the regular season and finished 4th in the league in fielding (.965) compared to the 10th place finish for the Ainspans (.962)

Bradenton pitching had finished a bit better as well, 4th @ 2.57 versus 7th @ 2.71, but the 'Spans had the offensive edge, outhitting the Bucks .253 (3rd) to .246 (5th) and outscoring them (4.9 RPG #1 vs 4.1 RPG #8). South Starrucca outscored all opponents 748 to 587, compared to Bradenton's 633 to 540 edge over their opposition.

Saturday October 9

Orval Overall (27-7, 1.12) and Ed Willett (17-14, 3.00) were given the opening assignments. Ward Miller put the Buckeyes on the board with a 3rd inning squeeze.

Overall was cruising along until back-to-back errors in the top of the 6th gave the 'Spans a jump start. Larry Doyle and Home Run Baker followed with RBI singles to give the guests the lead and Chief Wilson followed with a 2-run 2B, 4-1.

Baker's error in the home half gave a run back, 4-2.

In the bottom of the 9th, Rip Hagerman relieved, only to allow an RBI single to Rebel Oakes (his 3rd hit of the day), 4-3. That put runners on 1st and 2nd base with one man out for Roy Thomas, who pulled the ball down the 3rd base line. Baker snagged it, firing to 2nd base, but Thomas beat the relay, placing runners on the corners for Nap LaJoie. Nap chopped one in front of the plate, a tough play for Oscar Stanage (a last substitute for Red Dooin), but the Span catcher made the play to end the game.

SO 4- 6-2 WP-Ed Willett SV-Rip Hagerman

BR 3-10-2 LP-Orval Overall

Sunday October 10

Vic Willis (23-14, 2.37) and George Mullin (18-15, 2.20) were the starters on the Sabbath.

South Starrucca drew first blood today, scoring 2 runs on Steve Evans' 3rd inning double. In the bottom of the 4th inning, LaJoie and Harry Davis singled home Buckeyes to tie the score.

In the top of the 9th, pinch hitter Bob Unglaub gave SO the lead with a pinch hit SF.

In the bottom of the inning, Doc Crandall (2-2-1, 2.85) took the mound with one on and one out.

Cy Seymour greeted the reliever with a hit & run single, placing runners on the corners.

Earle Gardner then pinch hit for Woody Wood and was BEANED! loading the bases.

Kid Elberfeld tied the score with a SF as all three runners tagged up and advanced. Jimmy Archer coaxed a walk, loading the bases for the pitcher's spot. Heinie Zimmerman pinch hit, and drilled a walk off single into RF.

SO 3-5-3 LP-Doc Crandall

BR 4-6-0 WP-Vic Willis 2 outs run scored

Tuesday October 12

The series resumed in South Starrucca after a day off for the train ride from Bradenton. Howie Camnitz (24-12, 2.01) would face the undefeated Rube Kroh (11-0, 1.11) in the Starrucca home opener. Steve Evans was the story today. His 9-2 assist gunned Gabby Street in the top of the 3rd. His single into RF was misplayed by Ward Miller, scoring 2 Ainspans in the bottom of the inning. Evans would also register 5 putouts today, roaming all over the field to support Kroh. Bradenton got on the scoreboard in the 5th inning when Camnitz singled with 2 outs to plate Woody Wood. In the top of the 9th inning, Rebel Oakes led off with a double over the CF'ers head, but chose not to attempt an extra base. He should have, as Ward Miller muffed a bunt and Oakes was easily picked off 2nd base. Miller then flew out. Woody Wood kept hope alive, drawing a walk. Cy Seymour pinch ran while Earle Gardner pinch hit for Gabby Street. Larry Doyle fielded the ground ball and was content to get the final out at 1st base!

BR 1-7-2 LP-Howie Camnitz

SO 2-4-0 WP-Rube Kroh

Wednesday October 13

Orval Overall and Ed Willet, opening day starters, returned for a rematch in Game Four.

Willett threw a bouncer away in the 1st inning, but LF'er Davey Jones was there to gather in the errant throw in time to gun Rebel Oakes out at the plate!

Another error, this one by Home Run Baker, allowed Bradenton to break the ice with a 4th inning run. Woody Wood followed with an RBI double, 2-0.

Larry Doyle's 8th inning single cut the lead in half, 2-1.

In the bottom of the 9th, Tom Jones doubled with one out. Bob Unglaub pinch hit for shortstop Eddie Abbatichio and bounced one to the mound. Trying to be aggressive, Jones was too far off 2nd base and was caught in a run down for the 2nd out as Unglaub had to hold at 1st base.

Oscar Stanage drew a walk, putting the winning run aboard and the tying run back into scoring position. Josh Devore ran for Stanage as Jim Delahanty pinch hit for reliever Rip Hagerman.

Bradenton pulled a pick off play, but Unglaub wasn't as aggressive as Jones had been and safely returned to the bag.

Delahanty took a might cut, but failed to make contact for a series tying swinging strikeout.

BR 2-5-0 WP-Orval Overall

SO 1-7-2 LP-Ed Willett

GAME FOUR

Thursday October 14

This would be the final game of the season to be played in South Starrucca, and it was standing room only as 2nd game starters Vic Willis and George Mullin returned for a rematch.

A 2nd inning E-6 spotted the Buckeyes a run and Willis followed with an RBI single to pad the lead, 2-0.

With 2 outs in the bottom of the 6th inning, Steve Evans homered, 2-1, but Rebel Oakes's 7th inning single restored the insurance policy for BR, 3-1.

In the bottom of the 9th, Larry Doyle drilled a 1-out single and stole 2nd base. Home Run Baker then singled into RF, Doyle stopping at 3rd base.

With runners on the corners and 1 out, Chief Wilson fouled out to Davis, who reached into the stands to make the catch. Harry Wolter then pinch hit for Tom Jones and lined one "hard to left" but Rebel Oakes made a "stabbing catch" to end the game.

BR 3-6-0 WP-Vic Willis

SO 1-7-2 LP-George Mullin

GAME FIVE

Saturday October 16

It was do-or-die for South Starrucca and they turned to Ed Willett to keep their hopes alive against Howie Camnitz.

Camnitz quickly had an impact, beaming Steve Evans in the 1st inning, and ending the RF'ers season (3 days). In the home half, Harry Davis took advantage of Evans' vacancy, singling into RF where Beals Becker's throw couldn't nail the base runner, 1-0 BR.

In the top of the 3rd, the RF again took importance as Cy Seymour dropped a fly ball that allowed SO to tie the score. Laughin' Larry Doyle followed with an RBI single to give Willett and the 'Spans a 2-1 lead.

That held until the 6th inning. With runners on the corners, Heinie Zimmerman pinch hit for Woody Wood and delivered a 2-run double, 3-2.

Camnitz retired the next five 'Spans before Chief Wilson tripled with 2 outs in the 8th. Tom Jones then lifted a pop foul into the stands. Well, almost into the stands. Harry Davis used his long reach to snag the pop up and end the inning.

Cy Falkenberg pitched a scoreless 8th inning in relief for South Starrucca, who needed one run to tie and keep their season alive.

Oscar Stanage flew out deep to RF.

Jim Delahanty pinch hit for the hitless Tom Downey, but flew out to short right center field.

Bob Unglaub then pinch hit for Falkenberg but struck out to end the series and the season.

SO 2-3-0 LP-Ed Willett

BR 3-6-2 WP-Howie Camnitz

GAME SIX



6 Games Played

Date	No.	Team	R	H	E	G Sc	Starters	Decisions	Save
10/16/09	6	South Starrucca Ainspans	2	3	0	49	E. Willett	L, E. Willett	
16:44m	6	Bradenton Buckeyes	3	6	2	79	H. Camnitz	W, H. Camnitz	None
Date	No.	Team	R	H	E	G Sc	Starters	Decisions	Save
10/14/09	5	Bradenton Buckeyes	3	6	0	71	V. Willis	W, V. Willis	None
12:52m	5	South Starrucca Ainspans	1	7	2	72	G. Mullin	L, G. Mullin	
Date	No.	Team	R	H	E	G Sc	Starters	Decisions	Save
10/13/09	4	Bradenton Buckeyes	2	5	0	77	O. Overall	W, O. Overall	None
18:22m	4	South Starrucca Ainspans	1	7	2	70	E. Willett	L, E. Willett	
Date	No.	Team	R	H	E	G Sc	Starters	Decisions	Save
10/12/09	3	Bradenton Buckeyes	1	7	2	68	H. Camnitz	L, H. Camnitz	
14:17m	3	South Starrucca Ainspans	2	4	0	71	R. Kroh	W, R. Kroh	None
Date	No.	Team	R	H	E	G Sc	Starters	Decisions	Save
10/10/09	2	South Starrucca Ainspans	3	5	3	65	G. Mullin	L, D. Crandall	
18:27m	2	Bradenton Buckeyes	4	6	0	63	V. Willis	W, V. Willis	None
Date	No.	Team	R	H	E	G Sc	Starters	Decisions	Save
10/09/09	1	South Starrucca Ainspans	4	6	2	57	E. Willett	W, E. Willett	R. Hagerman
19:43m	1	Bradenton Buckeyes	3	10	2	73	O. Overall	L, O. Overall	

U-TCB910 - South Starrucca Ainspans - Player Batting																			
23 Players	Tm	Lg	AVG	G	AB	R	H	2B	3B	HR	TB	RBI	SO	BB	ASB	SB	CS	SBP	GDP
Becker, B.	SO	TCBA	.333	2	3	1	1	0	0	0	1	0	1	1	0	0	0	-	0
Evans, S.	SO	TCBA	.316	6	19	1	6	1	0	1	10	5	0	0	0	0	0	-	1
Doyle, L.	SO	TCBA	.292	6	24	1	7	2	0	0	9	3	3	0	1	1	0	100.0	0
Jones, T.	SO	TCBA	.238	6	21	0	5	1	1	0	8	0	2	0	0	0	0	-	0
Willett, E.	SO	TCBA	.200	3	5	1	1	0	0	0	1	0	0	0	0	0	0	-	0
Baker, H.	SO	TCBA	.182	6	22	2	4	0	0	0	4	1	5	2	1	1	0	100.0	0
Jones, D.	SO	TCBA	.136	6	22	3	3	0	0	0	3	0	4	1	0	0	0	-	0
Wilson, C.	SO	TCBA	.130	6	23	0	3	1	1	0	6	2	4	0	0	0	0	-	0
Stanage, O.	SO	TCBA	.118	6	17	1	2	0	0	0	2	0	4	4	0	0	0	-	0
Downey, T.	SO	TCBA	.000	6	12	0	0	0	0	0	0	0	0	0	0	0	0	-	0
Mullin, G.	SO	TCBA	.000	2	3	1	0	0	0	0	0	0	0	1	0	0	0	-	0
Unglaub, B.	SO	TCBA	.000	4	3	0	0	0	0	0	0	1	1	0	0	0	0	-	0
Wolter, H.	SO	TCBA	.000	4	4	0	0	0	0	0	0	0	1	0	0	0	0	-	0
Kroh, R.	SO	TCBA	.000	1	3	1	0	0	0	0	0	0	0	0	0	0	0	-	0
Abbatichio, E.	SO	TCBA	.000	6	1	1	0	0	0	0	0	0	0	1	0	0	0	-	0
Delahanty, J.	SO	TCBA	.000	2	2	0	0	0	0	0	0	0	1	0	0	0	0	-	0
Ball, N.	SO	TCBA	.000	1	1	0	0	0	0	0	0	0	0	0	0	0	0	-	0
Crandall, D.	SO	TCBA	-	1	0	0	0	0	0	0	0	0	0	0	0	0	0	-	0
Devore, J.	SO	TCBA	-	1	0	0	0	0	0	0	0	0	0	0	0	0	0	-	0
Dooin, R.	SO	TCBA	-	2	0	0	0	0	0	0	0	0	0	0	0	0	0	-	0
Falkenberg, C.	SO	TCBA	-	1	0	0	0	0	0	0	0	0	0	0	0	0	0	-	0
Hagerman, R.	SO	TCBA	-	2	0	0	0	0	0	0	0	0	0	0	0	0	0	-	0
Sparks, T.	SO	TCBA	-	1	0	0	0	0	0	0	0	0	0	0	0	0	0	-	0
South Starrucca Ainspans			.173	81	185	13	32	5	2	1	44	12	26	10	2	2	0	100.0	1

U-TCB910 - Bradenton Buckeyes - Player Batting																			
15 Players	Tm	Lg	AVG	G	AB	R	H	2B	3B	HR	TB	RBI	SO	BB	ASB	SB	CS	SBP	GDP
Oakes, R.	BR	TCBA	.435	6	23	2	10	3	0	0	13	2	2	1	3	3	0	100.0	0
Zimmerman, H.	BR	TCBA	.400	4	10	0	4	1	0	0	5	3	1	0	0	0	0	-	0
Overall, O.	BR	TCBA	.333	2	6	0	2	1	0	0	3	0	2	1	0	0	0	-	0
Willis, V.	BR	TCBA	.333	2	6	1	2	1	0	0	3	1	1	1	0	0	0	-	0
Seymour, C.	BR	TCBA	.308	5	13	3	4	1	0	0	5	0	1	0	1	0	1	.0	0
Wood, W.	BR	TCBA	.250	6	20	2	5	2	0	0	7	1	5	1	0	0	0	-	1
Lajoie, N.	BR	TCBA	.208	6	24	1	5	1	0	0	6	1	1	1	3	2	1	66.7	0
Davis, H.	BR	TCBA	.200	6	20	4	4	0	0	0	4	2	2	4	3	1	2	33.3	0
Camnitz, H.	BR	TCBA	.200	2	5	0	1	0	0	0	1	1	1	0	0	0	0	-	0
Miller, W.	BR	TCBA	.063	5	16	0	1	0	0	0	1	1	2	1	2	2	0	100.0	0
Street, G.	BR	TCBA	.053	6	19	1	1	0	0	0	1	0	2	1	0	0	0	-	0
Elberfeld, K.	BR	TCBA	.050	6	20	1	1	1	0	0	2	1	3	0	0	0	0	-	0
Thomas, R.	BR	TCBA	.000	3	9	1	0	0	0	0	0	0	0	0	0	0	0	-	0
Gardner, E.	BR	TCBA	.000	3	2	0	0	0	0	0	0	0	1	0	0	0	0	-	0
Archer, J.	BR	TCBA	-	2	0	0	0	0	0	0	0	0	0	1	0	0	0	-	0
Bradenton Buckeyes			.207	64	193	16	40	11	0	0	51	13	24	12	12	8	4	66.7	1

Rebel Oakes was the hitting star with 10 hits (.435). Steve Evans led with 5 RBI and hit the only home run. Harry Davis scored 4 runs. Bradenton stole 8 of 12 attempted bases while South Starrucca had only 2 successes in 4 tries

Failures of Home Run Baker (.182) and Chief Wilson (.130) really dampened the Ainspan offense.

10 Pitchers	Tm	Lg	W	L	PCT	SV	ERA	G	GS	CG	SHO	QS	IP	H	R	ER	HR	SO	BB
Camnitz, H.	BR	TCBA	1	1	.500	0	.53	2	2	2	0	2	17.0	7	4	1	0	6	4
Crandall, D.	SO	TCBA	0	1	.000	0	27.00	1	0	0	0	0	.1	2	1	1	0	0	1
Falkenberg, C.	SO	TCBA	0	0	-	0	.00	1	0	0	0	0	1.2	0	0	0	0	1	0
Hagerman, R.	SO	TCBA	0	0	-	1	.00	2	0	0	0	0	1.2	2	0	0	0	2	0
Kroh, R.	SO	TCBA	1	0	1.000	0	1.00	1	1	1	0	1	9.0	7	1	1	0	4	2
Mullin, G.	SO	TCBA	0	1	.000	0	1.56	2	2	1	0	2	17.1	10	6	3	0	8	3
Overall, O.	BR	TCBA	1	1	.500	0	.50	2	2	2	0	1	18.0	13	5	1	0	17	3
Sparks, T.	SO	TCBA	0	0	-	0	.00	1	0	0	0	0	.1	0	0	0	0	0	0
Willett, E.	SO	TCBA	1	2	.333	0	2.01	3	3	0	0	3	22.1	19	8	5	0	9	6
Willis, V.	BR	TCBA	2	0	1.000	0	2.00	2	2	2	0	2	18.0	12	4	4	1	3	3
TCBA Origins 1909 MLB World Series			6	6	.500	1	1.36	17	12	8	0	11	105.2	72	29	16	1	50	22

10 Pitchers	Tm	Lg	SUP/9	R/9	ERA	BF/9	BR/9	H/9	BB/9	SO/9	HR/9	ERPT	OBA	BF	BR	IBB	HB	WP	BK
Camnitz, H.	BR	TCBA	2.1	2.12	.53	35.5	6.4	3.7	1.6	3.2	.00	1.6	.119	67	12	1	2	0	0
Crandall, D.	SO	TCBA	.0	27.00	27.00	135.0	108.0	54.0	27.0	.0	.00	-.9	1.000	5	4	0	1	0	0
Falkenberg, C.	SO	TCBA	.0	.00	.00	27.0	.0	.0	.0	5.4	.00	.3	.000	5	0	0	0	0	0
Hagerman, R.	SO	TCBA	.0	.00	.00	37.8	10.8	10.8	.0	10.8	.00	.3	.286	7	2	0	0	0	0
Kroh, R.	SO	TCBA	2.0	1.00	1.00	35.0	10.0	7.0	2.0	4.0	.00	.4	.226	35	10	0	1	0	0
Mullin, G.	SO	TCBA	2.1	3.12	1.56	34.8	7.3	5.2	1.6	4.2	.00	-.4	.161	67	14	0	1	0	0
Overall, O.	BR	TCBA	2.0	2.50	.50	35.5	8.5	6.5	1.5	8.5	.00	1.7	.203	71	17	0	1	0	0
Sparks, T.	SO	TCBA	.0	.00	.00	27.0	.0	.0	.0	.0	.00	.1	.000	1	0	0	0	0	0
Willett, E.	SO	TCBA	2.4	3.22	2.01	37.5	10.5	7.7	2.4	3.6	.00	-1.6	.224	93	26	0	1	0	0
Willis, V.	BR	TCBA	3.0	2.00	2.00	34.0	7.5	6.0	1.5	1.5	.50	-1.3	.194	68	15	0	0	0	0
TCBA Origins 1909 MLB World Series			2.2	2.47	1.36	35.7	8.5	6.1	1.8	4.3	.09	.0	.190	419	100	1	7	0	0

Bradenton used only three pitchers, who each pitched two complete games



U-TCB910 - TCBA Origins 1909 MLB World Series - Club Batting



2 Teams	AVG	OBP	SLG	G	AB	H	2B	3B	HR	R	R/G	SO	BB	LOB	SB	CS	SBP
Bradenton Buckeyes	.207	.267	.264	6	193	40	11	0	0	16	2.7	24	12	39	8	4	66.7
South Starrucca Ainspans	.173	.226	.238	6	185	32	5	2	1	13	2.2	26	10	34	2	0	100.0
TCBA Origins 1909 MLB World Series	.190	.247	.251	6	378	72	16	2	1	29	4.8	50	22	73	10	4	71.4

U-TCB910 - TCBA Origins 1909 MLB World Series - Club Pitching



2 Teams	ERA	G	CG	SHO	QS	SV	IP	H	R	ER	HR	SO	BB	HB	WP	BK	OBA
Bradenton Buckeyes	1.02	6	6	0	5	0	53.0	32	13	6	1	26	10	3	0	0	.173
South Starrucca Ainspans	1.71	6	2	0	6	1	52.2	40	16	10	0	24	12	4	0	0	.207
TCBA Origins 1909 MLB World Series	1.36	6	8	0	11	1	105.2	72	29	16	1	50	22	7	0	0	.190

U-TCB910 - TCBA Origins 1909 MLB World Series - Club Fielding



2 Teams	FLD	G	PO	A	E	DP	TP	PB	OSB	OCS	OSBP	OSBA	DER	UER	UERP
Bradenton Buckeyes	.975	6	159	73	6	1	0	0	2	0	100.0	.340	.788	7	53.8
South Starrucca Ainspans	.963	6	158	79	9	2	0	0	8	4	66.7	1.367	.731	6	37.5
TCBA Origins 1909 MLB World Series	.969	6	317	152	15	3	0	0	10	4	71.4	.852	.759	13	44.8

The background of the slide is a photograph of an ancient Egyptian wall. It features several horizontal registers of hieroglyphs and pictorial reliefs. The top register shows a row of hieroglyphs. Below that, there are registers with various figures, including a seated figure on the left and several standing figures in the center and right. The reliefs are carved into a light-colored stone surface.

TCBA ORIGINS 1902 – 1909
(proposed through 1920)

1900s



- 1902 – Turin Mountaineers**
- 1903 – Cleveland Naps**
- 1904 – Long Island Islanders**
- 1905 – Long Island Islanders**
- 1906 – Long Island Islanders**
- 1907 – Cleveland Naps**
- 1908 – Long Island Islanders**
- 1909 – Mimosa Mirthmakers**



	W	L	PCT	GB	Mg #	STRK	Last 10	Home	Away	1 Run	X-Inn	TCBA DON	TCBA STU	TCBA BILL
TCBA Origins 1902														
Mahley Division														
Boston Beaneaters	100	55	.645	-	X	W 1	7- 3	52-25	48-30	16-19	9- 2	35-20	26-10	19-13
Hyde Park Vitamen	99	56	.639	1.0	-	L 1	8- 2	54-24	45-32	18-20	7- 8	36-19	25-11	20-12
Long Island Islanders	62	92	.403	37.5	-	L 5	2- 8	27-50	35-42	19-19	1- 8	25-29	14-22	11-21
South Starrucca Ainspans	35	119	.227	64.5	-	W 1	3- 7	15-62	20-57	10-18	5-10	13-41	9-27	6-26
McCorkindale Division														
Bradenton Buckeyes	114	40	.740	-	X	W 3	8- 2	61-16	53-24	21-14	9- 6	24-12	43-11	24- 8
Bergen Barflies	67	87	.435	47.0	-	L 3	5- 5	30-47	37-40	18-24	8- 3	18-18	23-31	16-16
Mexicali Mallards	66	88	.429	48.0	-	W 2	6- 4	32-45	34-43	20-18	3-10	17-19	24-30	13-19
Cleveland Naps	47	107	.305	67.0	-	L 2	1- 9	28-49	19-58	19-21	5- 9	11-25	18-36	9-23
Kirwin Division														
Mimosa Mirthmakers	95	59	.617	-	X	W 5	8- 2	47-30	48-29	19-15	3- 5	17-15	23- 9	36-18
Grand Rapids Wolverines	92	62	.597	3.0	-	L 2	6- 4	43-34	49-28	17- 9	4- 1	21-11	21-11	30-24
Newton Buccs	63	91	.409	32.0	-	L 9	1- 9	27-50	36-41	17-18	8- 4	20-12	10-22	20-34
Waukesha Freeman	59	95	.383	36.0	-	W 2	5- 5	31-46	28-49	15-20	5- 9	14-18	12-20	22-32
Seitz Division														
Turin Mountaineers	96	59	.619	-	X	W 1	5- 5	46-31	50-28	24-19	14- 5	20-12	23- 9	23-13
Wilderness Wraiths	95	60	.613	1.0	-	L 2	7- 3	48-30	47-30	24-13	12- 7	20-12	20-12	21-15
Hereford Highlanders	78	76	.506	17.5	-	W 1	5- 5	37-40	41-36	18-22	6- 8	12-20	18-14	22-14
Buffalo Mules	66	88	.429	29.5	-	W 1	3- 7	29-48	37-40	14-20	3- 7	19-13	13-19	15-21

Our initial season was quite a success. Boston and Turin had to win 1-game playoffs against Hyde Park and Wilderness to advance to the playoffs. Turin then defeated Boston in the first round of the playoffs, winning 4 of the first 5 games. Bradenton also defeated Mimosa in five games. In the World Series, Turin overcame a 3-0 deficit in games, and a 6-0 lead in the 4th game to defeat the Buckeyes in seven games.

U-TCB903 - TCBA Origins 1902 MLB - Standings on Sep. 23, 1902

	W	L	PCT	GB	Mg #	STRK	Last 10	Home	Away	1 Run	X-Inn	TCBA DON	TCBA STU	TCBA BILL
TCBA Origins 1902 MLB														
Don Mahley Division														
Hyde Park Vitamen	77	77	.500	-	X	L 2	7- 3	39-38	38-39	16-24	7- 8	30-24	14-18	15-17
South Starrucca Ainspans	74	80	.481	3.0	-	L 4	4- 6	39-38	35-42	18-25	7-11	27-27	12-20	14-18
Boston Beaneaters	68	86	.442	9.0	-	W 2	5- 5	30-47	38-39	18-26	6-10	29-25	12-20	13-19
Long Island Islanders	64	90	.416	13.0	-	W 4	4- 6	27-50	37-40	14-27	1-11	22-32	11-21	16-16
Stu McCorkindale Division														
Cleveland Naps	100	52	.658	-	X	L 3	5- 5	52-24	48-28	30-10	15- 6	19-13	35-17	27- 9
Mexicali Mallards	89	65	.578	12.0	-	L 1	6- 4	49-28	40-37	23-18	8- 6	25- 7	28-26	19-17
Bradenton Buckeyes	72	81	.471	28.5	-	W 3	6- 4	32-45	40-36	22-14	5- 3	17-15	27-26	16-20
Bergen Barflies	67	86	.438	33.5	-	W 1	3- 7	33-43	34-43	18-22	6- 5	18-14	16-37	17-19
Bill Kirwin Division														
Newton Buccs	100	54	.649	-	X	W 4	9- 1	45-32	55-22	31-11	8- 5	20-12	22-14	39-15
Grand Rapids Wolverines	70	84	.455	30.0	-	L 4	2- 8	31-46	39-38	18-20	5- 7	14-18	17-19	25-29
Mimosa Mirthmakers	70	84	.455	30.0	-	W 1	5- 5	36-41	34-43	22-23	6- 9	17-15	14-22	21-33
Waukesha Freeman	68	86	.442	32.0	-	L 1	4- 6	32-45	36-41	19-26	6- 3	19-13	12-24	23-31
Richard Seitz Division														
Turin Mountaineers	91	63	.591	-	X	L 3	4- 6	46-31	45-32	18-14	5- 3	20-16	18-14	21-11
Hereford Highlanders	78	76	.506	13.0	-	W 3	7- 3	34-43	44-33	22-27	9- 4	19-17	15-17	13-19
Wilderness Wraiths	75	79	.487	16.0	-	W 2	5- 5	37-40	38-39	21-24	8- 8	18-18	15-17	16-16
Buffalo Mules	67	87	.435	24.0	-	L 2	4- 6	31-46	36-41	27-26	8-11	19-17	16-16	13-19

Defending champion Turin was the only team to return to the playoffs. 100-game winner Cleveland defeated .500 Hyde Park in 5 games in the first round. Turin returned to the World Series, defeating 100-game winning Newton in six games, but lost to new champion Cleveland in a five game final showdown.

	W	L	PCT	GB	Mg #	STRK	Last 10	Home	Away	1 Run	X-Inn	TCBA DON	TCBA STU	TCBA BILL
TCBA Origins 1903 MLB														
Mahley Division														
Long Island Islanders	108	44	.711	-	X	W 2	8- 2	55-22	53-22	27-19	13- 5	39-13	21-11	29- 7
South Starrucca Ainspans	94	59	.614	14.5	-	L 2	5- 5	47-29	47-30	23-16	6- 7	30-23	21-11	22-14
Hyde Park Vitamen	75	78	.490	33.5	-	L 1	4- 6	40-36	35-42	29-21	5- 7	23-30	18-14	14-22
Boston Beaneaters	51	103	.331	58.0	-	W 1	4- 6	23-54	28-49	16-19	5- 6	14-40	13-19	12-24
McCorkindale Division														
Mexicali Mallards	95	59	.617	-	X	W 1	6- 4	52-25	43-34	28-21	7- 5	16-16	38-16	17-15
Cleveland Naps	86	68	.558	9.0	-	L 1	8- 2	42-35	44-33	22-16	6- 1	15-17	28-26	23- 9
Bradenton Buckeyes	73	81	.474	22.0	-	W 1	3- 7	38-39	35-42	18-23	4- 5	15-17	26-28	17-15
Bergen Barflies	56	98	.364	39.0	-	L 1	3- 7	27-50	29-48	16-27	5- 8	9-23	16-38	15-17
Kirwin Division														
Newton Buccs	91	63	.591	-	X	L 4	5- 5	45-32	46-31	20-24	10-10	20-16	18-14	34-20
Mimosa Mirthmakers	81	73	.526	10.0	-	W 4	6- 4	42-35	39-38	22-19	6- 8	19-17	14-18	31-23
Grand Rapids Wolverines	67	87	.435	24.0	-	L 1	4- 6	36-41	31-46	19-19	4- 8	14-22	13-19	23-31
Waukesha Freeman	59	95	.383	32.0	-	W 1	5- 5	31-46	28-49	17-33	10-10	14-22	11-21	20-34
Seitz Division														
Hereford Highlanders	84	70	.545	-	X	W 1	6- 4	46-31	38-39	23-17	4- 5	16-16	20-16	20-12
Turin Mountaineers	82	72	.532	2.0	-	W 4	6- 4	44-33	38-39	21-20	11- 8	20-12	16-20	14-18
Wilderness Wraiths	74	80	.481	10.0	-	L 1	6- 4	42-35	32-45	23-22	7- 5	12-20	20-16	17-15
Buffalo Mules	54	100	.351	30.0	-	L 4	2- 8	27-50	27-50	17-25	4- 9	8-24	13-23	10-22

Newton was our only returning playoff contestant, joined by 108-game winning Long Island, Mexicali and Hereford. The Islanders defeated the Highlanders in six games, and the Mallards defeated the Buccs in six games, winning the final, 1-0, in the 10th inning. Long Island prevailed in the World Series, with a walk-off win in the 13th inning of the sixth game.

	W	L	PCT	GB	Mg #	STRK	Last 10	Home	Away	1 Run	X-Inn	TCBA DON	TCBA STU	TCBA BILL
TCBA Origins														
Mahley Division														
Long Island Islanders	101	53	.656	-	X	W 5	7- 3	55-22	46-31	29-27	11- 6	38-16	16-16	23-13
South Starrucca Ainspans	91	63	.591	10.0	-	L 1	5- 5	47-30	44-33	26-19	6- 9	31-23	14-18	24-12
Boston Beaneaters	74	80	.481	27.0	-	W 1	7- 3	39-38	35-42	22-28	8- 8	20-34	10-22	27- 9
Hyde Park Vitamen	64	90	.416	37.0	-	L 7	1- 9	31-46	33-44	21-26	8-10	19-35	8-24	23-13
McCorkindale Division														
Bradenton Buckeyes	97	57	.630	-	X	L 2	6- 4	42-35	55-22	28-15	10- 6	20-12	28-26	23- 9
Bergen Barflies	91	62	.595	5.5	-	W 1	8- 2	45-31	46-31	22-26	7-10	18-14	30-24	23- 8
Mexicali Mallards	89	64	.582	7.5	-	L 1	3- 7	46-30	43-34	33-30	14- 7	22-10	26-28	19-12
Cleveland Naps	84	70	.545	13.0	-	W 2	3- 7	39-38	45-32	24-23	13-10	20-12	24-30	18-14
Kirwin Division														
Newton Buccs	88	65	.575	-	X	W 1	7- 3	45-32	43-33	24-20	8- 7	18-18	14-17	32-22
Waukesha Freeman	74	80	.481	14.5	-	W 2	5- 5	37-40	37-40	27-21	11- 7	12-24	11-21	29-25
Grand Rapids Wolverines	58	96	.377	30.5	-	L 1	4- 6	31-46	27-50	18-26	6-10	9-27	8-24	26-28
Mimosa Mirthmakers	52	101	.340	36.0	-	L 2	4- 6	26-51	26-50	15-21	5- 7	8-28	10-21	21-33
Seitz Division														
Turin Mountaineers	88	66	.571	-	X	L 2	4- 6	47-30	41-36	28-18	7- 8	19-13	15-21	15-17
Wilderness Wraiths	78	76	.506	10.0	-	W 2	8- 2	47-30	31-46	25-26	8-10	13-19	17-19	17-15
Hereford Highlanders	66	88	.429	22.0	-	W 6	7- 3	30-47	36-41	18-25	7- 9	12-20	15-21	11-21
Buffalo Mules	35	119	.227	53.0	-	L 6	1- 9	15-62	20-57	15-24	4- 9	7-25	7-29	11-21

Defending champion Long Island and Newton returned to the playoffs, joined by Bradenton and Turin. Bradenton avenged their 1902 World Series loss by defeating Turin in 5 games while Long Island triumphed over Newton in 6 games. The Islanders repeated as Champions with six-game win in the World Series.

	W	L	PCT	GB	Mg #	STRK	Last 10	Home	Away	1 Run	X-Inn	TCBA DON	TCBA STU	TCBA BILL
TCBA Origins 1905 MLB														
Mahley Division														
Long Island Islanders	103	51	.669	-	X	L 1	6- 4	49-28	54-23	26-20	7- 5	33-21	21-11	22-10
South Starrucca Ainspans	79	75	.513	24.0	-	W 1	3- 7	42-35	37-40	33-24	11- 6	32-22	19-13	15-17
Hyde Park Vitamen	74	80	.481	29.0	-	W 1	5- 5	40-37	34-43	17-24	4- 6	18-36	18-14	16-16
Boston Beaneaters	72	81	.471	30.5	-	L 1	6- 4	40-37	32-44	29-23	8-10	25-29	17-15	17-14
McCorkindale Division														
Bergen Barflies	93	59	.612	-	X	L 1	7- 3	54-22	39-37	25-23	7- 5	17-15	37-15	21-15
Bradenton Buckeyes	71	83	.461	23.0	-	L 1	5- 5	40-37	31-46	23-34	7- 5	12-20	24-30	19-17
Mexicali Mallards	60	92	.395	33.0	-	L 1	5- 5	33-43	27-49	24-18	4- 8	12-20	24-29	15-21
Cleveland Naps	56	97	.366	37.5	-	W 1	3- 7	29-48	27-49	18-22	7- 6	12-20	21-32	13-23
Kirwin Division														
Waukesha Freeman	93	61	.604	-	X	W 1	3- 7	47-30	46-31	26-21	9- 8	17-15	19-17	35-19
Pittsburgh Rebels	83	71	.539	10.0	-	L 1	7- 3	47-30	36-41	26-37	4-16	16-16	24-12	30-24
Mimosa Mirthmakers	77	76	.503	15.5	-	L 1	7- 3	39-37	38-39	25-22	5- 4	13-18	20-16	28-26
Grand Rapids Wolverines	53	101	.344	40.0	-	W 1	3- 7	28-49	25-52	17-30	9- 8	11-21	13-23	15-39
Seitz Division														
Hereford Highlanders	85	69	.552	-	X	W 3	8- 2	40-37	45-32	26-23	10- 4	21-15	21-11	15-17
Buffalo Mules	84	70	.545	1.0	-	L 2	5- 5	40-37	44-33	17-22	8- 8	19-17	15-17	18-14
Turin Mountaineers	78	75	.510	6.5	-	W 2	6- 4	38-38	40-37	31-18	8- 7	14-22	17-14	16-16
Wilderness Wraiths	67	87	.435	18.0	-	L 2	2- 8	32-45	35-42	21-23	6- 8	15-21	21-11	14-18

Two-time defending champion Long Island was the only returning playoff team. Hereford needed to win a rainout makeup game to qualify and were joined by Bergen and Waukesha. The Islanders eliminated Hereford in five games while Waukesha triumphed over Bergen in six games. Long Island won their third consecutive championship by defeating Waukesha in the World Series. Down 3 games to 1, the Freeman forced a 7th game, only to be shutout by a 4-0 count.

	W	L	PCT	GB	Mg #	STRK	Last 10	Home	Away	1 Run	X-Inn	TCBA DON	TCBA STU	TCBA BILL
TCBA Origins 1906 MLB														
Don Mahley Division														
Long Island Islanders	99	55	.643	-	X	W 5	8- 2	51-26	48-29	32-18	8- 7	35-19	18-14	18-14
Hyde Park Vitamen	96	58	.623	3.0	-	W 2	4- 6	51-26	45-32	34-24	15-11	30-24	21-11	21-11
Boston Beaneaters	95	58	.621	3.5	-	L 2	7- 3	49-28	46-30	26-22	8- 8	33-21	16-16	26- 5
South Starrucca Ainspans	51	103	.331	48.0	-	L 6	1- 9	24-53	27-50	19-29	7- 8	10-44	13-19	16-16
Stu McCorkindale Division														
Cleveland Naps	99	55	.643	-	X	W 2	5- 5	50-27	49-28	30-12	12- 8	22-10	30-24	23-13
Bergen Barflies	97	57	.630	2.0	-	W 2	6- 4	50-27	47-30	27-14	11- 4	16-16	34-20	22-14
Mexicali Mallards	75	79	.487	24.0	-	L 2	6- 4	38-39	37-40	24-25	13-10	12-20	25-29	21-15
Bradenton Buckeyes	58	95	.379	40.5	-	L 2	3- 7	28-49	30-46	15-21	7-10	10-22	19-35	14-21
Bill Kirwin Division														
Mimosa Mirthmakers	93	58	.616	-	X	L 1	3- 7	48-26	45-32	27-21	9- 4	17-14	21-14	36-17
Waukesha Freeman	85	69	.552	9.5	-	W 1	7- 3	49-28	36-41	17-22	5- 6	14-18	23-13	34-20
Grand Rapids Wolverines	46	107	.301	48.0	-	L 1	6- 4	22-55	24-52	12-27	2-10	11-21	9-27	19-34
Pittsburgh Rebels	44	110	.286	50.5	-	W 1	3- 7	24-53	20-57	13-30	3-14	4-28	10-26	18-36
Richard Seitz Division														
Buffalo Mules	89	65	.578	-	X	W 7	8- 2	50-27	39-38	18-20	9- 6	20-16	17-15	24- 8
Hereford Highlanders	87	67	.565	2.0	-	W 5	8- 2	45-32	42-35	20-26	8- 9	15-21	17-15	22-10
Wilderness Wraiths	72	82	.468	17.0	-	L 5	2- 8	35-42	37-40	26-21	11- 9	19-17	6-26	18-14
Turin Mountaineers	43	111	.279	46.0	-	L 7	2- 8	20-57	23-54	14-22	6-10	6-30	7-25	12-20

Three-time defending champion Long Island was the only returning playoff team, joined by Cleveland, Mimosa and Buffalo. The Islanders defeated Mimosa in 5 games. Cleveland won the Lake Erie semi-final by defeating Buffalo in 5 games. Long Island held a 3-games to 2 lead in the World Series, but Cleveland won game six, 4-1 at home, setting up the 7th game, which would go 10 innings before the Naps prevailed, 2-1, breaking the Islander streak of championships.

	W	L	PCT	GB	Mg #	STRK	Last 10	Home	Away	1 Run	X-Inn	TCBA DON	TCBA STU	TCBA BILL	TCBA RICH
TCBA Origins 1907 MLB															
Don Mahley Division															
Long Island Islanders	92	62	.597	-	X	L 1	5- 5	47-30	45-32	25-27	11- 6	33-21	23-13	17-15	19-13
Hyde Park Vitamen	82	72	.532	10.0	-	W 1	3- 7	36-41	46-31	29-19	7- 7	30-24	17-19	13-19	22-10
Western Marvels	59	95	.383	33.0	-	W 4	6- 4	27-50	32-45	23-28	8- 9	21-33	17-19	10-22	11-21
South Starrucca Ainspans	58	96	.377	34.0	-	L 4	6- 4	25-52	33-44	24-21	10- 5	24-30	11-25	12-20	11-21
Stu McCorkindale Division															
Cleveland Naps	90	63	.588	-	X	L 1	9- 1	41-35	49-28	27-21	8- 8	20-16	39-14	12-20	19-13
Bradenton Buckeyes	88	66	.571	2.5	-	W 4	4- 6	37-40	51-26	22-20	12- 9	21-15	29-25	21-11	17-15
Bergen Barflies	79	74	.516	11.0	-	L 4	4- 6	43-34	36-40	24-22	8- 9	17-19	23-30	16-16	23- 9
Mexicali Mallards	64	90	.416	26.5	-	W 1	3- 7	33-44	31-46	25-27	13-15	18-18	16-38	12-20	18-14
Bill Kirwin Division															
Mimosa Mirthmakers	97	57	.630	-	X	W 6	7- 3	50-27	47-30	26-25	9- 8	23- 9	19-13	32-22	23-13
Waukesha Freeman	96	58	.623	1.0	-	W 4	7- 3	52-25	44-33	23-19	7- 5	23- 9	19-13	30-24	24-12
Grand Rapids Wolverines	94	60	.610	3.0	-	L 4	4- 6	49-28	45-32	25-18	6- 3	18-14	21-11	31-23	24-12
Pittsburgh Rebels	50	104	.325	47.0	-	L 5	2- 8	23-54	27-50	18-25	6-15	12-20	8-24	15-39	15-21
Richard Seitz Division															
Buffalo Mules	83	71	.539	-	X	W 5	8- 2	42-35	41-36	25-19	7- 9	19-13	15-17	14-22	35-19
Hereford Highlanders	81	73	.526	2.0	-	W 3	6- 4	47-30	34-43	23-20	6- 3	17-15	17-15	18-18	29-25
Turin Mountaineers	78	76	.506	5.0	-	L 3	6- 4	43-34	35-42	26-29	8- 4	15-17	13-19	18-18	32-22
London Tecumsehs	40	114	.260	43.0	-	L 10	0-10	23-54	17-60	18-43	1-12	14-18	6-26	8-28	12-42

All four Division champs returned from last year, but it was Long Island that prevailed, winning their FOURTH championship.

	W	L	PCT	GB	Mg #	STRK	Last 10	Home	Away	1 Run	X-Inn	TCBA DON	TCBA STU	TCBA BILL	TCBA RICH
TCBA Origins 1908 MLB															
Don Mahley Division															
South Starrucca Ainspans	98	56	.636	-	X	L 2	5-5	54-23	44-33	38-24	12-11	36-18	21-11	17-15	24-12
Cleveland Spiders	85	69	.552	13.0	-	W 2	6-4	52-25	33-44	40-20	17-8	35-19	16-16	17-15	17-19
Hyde Park Vitamen	49	105	.318	49.0	-	L 2	6-4	24-53	25-52	19-29	6-7	21-33	6-26	7-25	15-21
Long Island Islanders	37	117	.240	61.0	-	W 2	3-7	20-57	17-60	11-29	5-9	16-38	9-23	3-29	9-27
Stu McCorkindale Division															
Bergen Barflies	88	66	.571	-	X	W 1	6-4	48-29	40-37	33-24	14-6	25-7	27-27	17-19	19-13
Cleveland Naps	87	67	.565	1.0	-	L 2	6-4	43-34	44-33	24-24	7-8	16-16	34-20	17-19	20-12
Bradenton Buckeyes	83	71	.539	5.0	-	W 2	4-6	45-32	38-39	30-31	7-15	18-14	27-27	18-18	20-12
Mexicali Mallards	69	85	.448	19.0	-	L 1	4-6	34-43	35-42	27-28	6-4	17-15	20-34	14-22	18-14
Bill Kirwin Division															
Mimosa Mirthmakers	96	58	.623	-	X	W 1	5-5	53-24	43-34	33-25	5-7	25-7	20-16	30-24	21-11
Grand Rapids Wolverines	92	62	.597	4.0	-	W 2	6-4	50-27	42-35	31-26	11-8	20-12	19-17	29-25	24-8
Waukesha Freeman	85	69	.552	11.0	-	L 1	5-5	50-27	35-42	22-23	10-10	18-14	19-17	30-24	18-14
Pittsburgh Rebels	79	75	.513	17.0	-	L 2	4-6	40-37	39-38	27-28	6-10	21-11	20-16	19-35	19-13
Richard Seitz Division															
Buffalo Mules	86	68	.558	-	X	W 1	5-5	45-32	41-36	34-30	10-10	25-11	17-15	11-21	33-21
Turin Mountaineers	79	75	.513	7.0	-	L 1	5-5	42-35	37-40	23-36	12-12	22-14	15-17	14-18	28-26
London Tecumsehs	66	88	.429	20.0	-	L 1	4-6	33-44	33-44	31-30	13-7	16-20	12-20	13-19	25-29
Hereford Highlanders	53	101	.344	33.0	-	W 1	6-4	26-51	27-50	16-32	5-14	16-20	7-25	8-24	22-32

Mimosa and Buffalo repeated as Division Champions and used that experience to advance to the World Series. The Mules defeated South Starrucca in 5 games while the Mirthmakers swept Bergen in 4 straight.


11

9

11

10

8





1910 – Bradenton Buckeyes

1911 –

1912 –

1913 –

1914 –

1915 –

1916 –

1917 –

1918 –

1919 –

	W	L	PCT	GB	Mg #	STRK	Last 10	Home	Away	1 Run	X-Inn	TCBA DON	TCBA STU	TCBA BILL	TCBA RICH
TCBA Origins 1909 MLB															
Don Mahley Division															
South Starrucca Ainspans	92	61	.601	-	X	L 1	6- 4	45-31	47-30	22-14	8- 4	32-22	18-14	24-12	18-13
Hyde Park Vitamen	87	67	.565	5.5	-	W 1	6- 4	39-38	48-29	17-22	5-11	32-22	22-10	18-18	15-17
Cleveland Spiders	83	71	.539	9.5	-	W 1	6- 4	43-34	40-37	24-23	7- 9	33-21	16-16	19-17	15-17
Long Island Islanders	31	123	.201	61.5	-	L 1	2- 8	14-63	17-60	12-25	3-11	11-43	10-22	5-31	5-27
Stu McCorkindale Division															
Bradenton Buckeyes	97	57	.630	-	X	W 2	5- 5	48-29	49-28	37-17	9- 4	20-12	32-22	19-13	26-10
Cleveland Naps	84	70	.545	13.0	-	L 2	4- 6	44-33	40-37	25-25	10-11	19-13	29-25	15-17	21-15
Bergen Barflies	65	89	.422	32.0	-	W 1	5- 5	28-49	37-40	17-31	8-11	13-19	22-32	12-20	18-18
Mexicali Mallards	63	91	.409	34.0	-	L 1	6- 4	31-46	32-45	26-28	7-15	10-22	25-29	13-19	15-21
Bill Kirwin Division															
Pittsburgh Rebels	93	61	.604	-	X	L 1	4- 6	48-29	45-32	29-26	11-10	22-14	18-14	29-25	24- 8
Mimosa Mirthmakers	81	73	.526	12.0	-	L 3	4- 6	42-35	39-38	23-23	9- 3	16-20	20-12	25-29	20-12
Waukesha Freeman	75	79	.487	18.0	-	W 3	9- 1	36-41	39-38	23-28	9- 7	21-15	15-17	30-24	9-23
Grand Rapids Wolverines	72	82	.468	21.0	-	W 1	3- 7	35-42	37-40	25-27	4- 5	19-17	16-16	24-30	13-19
Richard Seitz Division															
London Tecumsehs	99	55	.643	-	X	W 2	6- 4	50-27	49-28	26-15	12- 4	22-10	21-15	21-11	35-19
Turin Mountaineers	84	69	.549	14.5	-	L 2	7- 3	47-30	37-39	16-19	8- 4	21-10	18-18	17-15	28-26
Buffalo Mules	75	79	.487	24.0	-	L 2	4- 6	34-43	41-36	18-15	7- 5	16-16	12-24	16-16	31-23
Hereford Highlanders	50	104	.325	49.0	-	W 2	3- 7	23-54	27-50	22-24	6- 9	15-17	13-23	8-24	14-40

South Starrucca was the only repeating Division champion and was seeded 4th, meeting London in the first round

Bradenton hosted Pittsburgh in the other semi-final match up.


Both semi-finals went seven games, sending the ‘Spans and Bucks to the World Series.



**TCBA GOLD
1921-1943**

The Roaring

TWENTIES





1921 – Long Island Islanders
1922 – Bergen Barflies
1923 – Siouxland Explorers
1924 – Bergen Barflies
1925 – Mimosa Mirthmakers
1926 – Fortney Gators
1927 – Bergen Barflies
1928 – Bergen Barflies
1929 – Long Island Islanders

MARSHALL ISLANDS

1930 ▶ DECADE OF THE GREAT DEPRESSION • 1939

THE 20TH CENTURY

60



ECONOMIC DEPRESSION ENGULFS THE WORLD

1930s



1930 – Kilkenny Gaelics

1931 – Long Island Islanders

1932 – South Starrucca Ainspans

1933 – Portsmouth Pubdwellers

1934 – Hyde Park VitaMen

1935 – Mimosa Mirthmakers

1936 – Fortney Gators

1937 - South Starrucca Ainspans

1938 – Kilkenny Gaelics

1939 – South Starrucca Ainspans

1040s

An aerial, black and white photograph of a baseball field. The field is diamond-shaped with a pitcher's mound in the center. Several players are visible on the field, including one near the pitcher's mound and others on the bases. The outfield is visible with some circular patterns on the grass. In the background, there are bleachers filled with spectators and several large signs or advertisements on the outfield fence. The text is overlaid on the right side of the image.

1940 – Chesapeake Regnads
1941 – Bergen Barflies
1942 – Sacramento Solons
1943 – South Starrucca Ainspans




1944-1974
TCBA
YESTERDAY

“The best thing about baseball today is its yesterdays.” Lawrence Ritter


1940s





1944 – Long Island Islanders
1945 – Mexicali Mallards
1946 – Sacramento Solons
1947 – Mimosa Mirthmakers
1948 – Bradenton Buckeyes
1949 – Bradenton Buckeyes

THE FABULOUS FIFTIES





1950 – South Starrucca Ainspans

1951 – Mimosa Mirthmakers

1952 – Fortney Gators

1953 – Fortney Gators

1954 – South Starrucca Ainspans

1955 – Norfolk Pilots

1956 – Hyde Park VitaMen

1957 – Hyde Park VitaMen

1958 – Hyde Park VitaMen

1959 – Bradenton Buckeyes





- 1960 – Bradenton Buckeyes**
- 1961 – Wilderness Wraiths**
- 1962 – South Starrucca Ainspans**
- 1963 – South Starrucca Ainspans**
- 1964 – Mimosa Mirthmakers**
- 1965 – Bergen Barflies**
- 1966 – South Starrucca Ainspans**
- 1967 – South Starrucca Ainspans**
- 1968 – Long Island Islanders**
- 1969 – Cleveland Spiders**

ZOO

The image features the word "ZOO" in a large, bold, white, sans-serif font with a thick black outline. The letters are set against a vibrant, abstract background of overlapping shapes in shades of orange, yellow, and teal. The overall style is graphic and modern.

An aerial photograph of a baseball stadium, showing the green field, brown base paths, and the surrounding seating areas. The stadium is filled with spectators. In the background, there are several tall stadium lights. Overlaid on the center of the field is a list of teams and their years.

1970 – Fortney Gators
1971 – Newmarket Eh's
1972 – Hyde Park VitaMen
1973 – Long Island Islanders
1974 – Norfolk Pilots

TCBA



1975 - 2021





1975 – Harbor Beach Combers
1976 – Hyde Park Vitamen
1977 – Shiloh Spurs
1978 – Greylock Gators
1979 – Rockford Patriots

TIME

8

0

S




1980 – Norfolk Pilots **1985 – Long Island Islanders**
1981 – Winnebago Indians **1986 – Meadowlands Spartans**
1982 – Winnebago Indians **1987 – Long Island Islanders**
1983 – Long Island Islanders **1988 – Scranton Spanish Flies**
1984 – Mimosa Mirthmakers **1989 – Beacon Braves**

1990s



1990 – Scranton Spanish Flies **1995 – Horseshoe Bay Polos**
1991 – Scranton Spanish Flies **1996 – Bethesda Bambinos**
1992 – Bethesda Bambinos **1997 – Rapidan Rapids**
1993 – Scranton Spanish Flies **1998 – Newark Eagles**
1994 – Scranton Spanish Flies **1999 – Newark Eagles**



2000's



2000 – Long Island Islanders

2001 – Farmington Rats

2002 – Scranton Spanish Flies

2003 – Horseshoe Bay Polos

2004 – Newark Eagles

2005 – Pennsylvania Keystones

2006 – Farmington Rats

2007 – Long Island Islanders

2008 – Horseshoe Bay Polos

2009 – Silver Spring Senators



the
2010s

DECADE IN REVIEW



2010 – Scranton Spanish Flies **2015- Scranton Spanish Flies**
2011 – Fargo Fungoes **2016 – Rochester Cheetahs**
2012 – Bethesda Bambinos **2017 – Beacon Braves**
2013 – Bethesda Bambinos **2018 – Bethesda Bambinos**
2014 – Newark Eagles **2019 – Long Island Islanders**

THE

2020

S

2020-Newark Eagles
2021-Eastport Athletics
2022-



MEET THE


MANAGERS

MAHLEY DIVISION

a tribute to

DON MAHLEY

June 16, 1942 - March 1, 2014






Bob Braun
Hyde Park
Vitamen

Marty
Fiehl
South
Starrucca
Ainspans



Jim McEnaney, Long Island Islanders





Craig Shifflett, Cleveland Spiders



LJ Honeycutt, Western Marvels



**McCORKINDALE
DIVISION**

Bradenton Buckeyes
Bob Wood



Cleveland Naps
Gerry Hobbs





Mexicali Mallards
Al Keefer




Bergen Barflies
Tom Meade

THE
Legend
HAS RETIRED

KIRWIN DIVISION



Larry Smith, Mimosa Mirthmakers



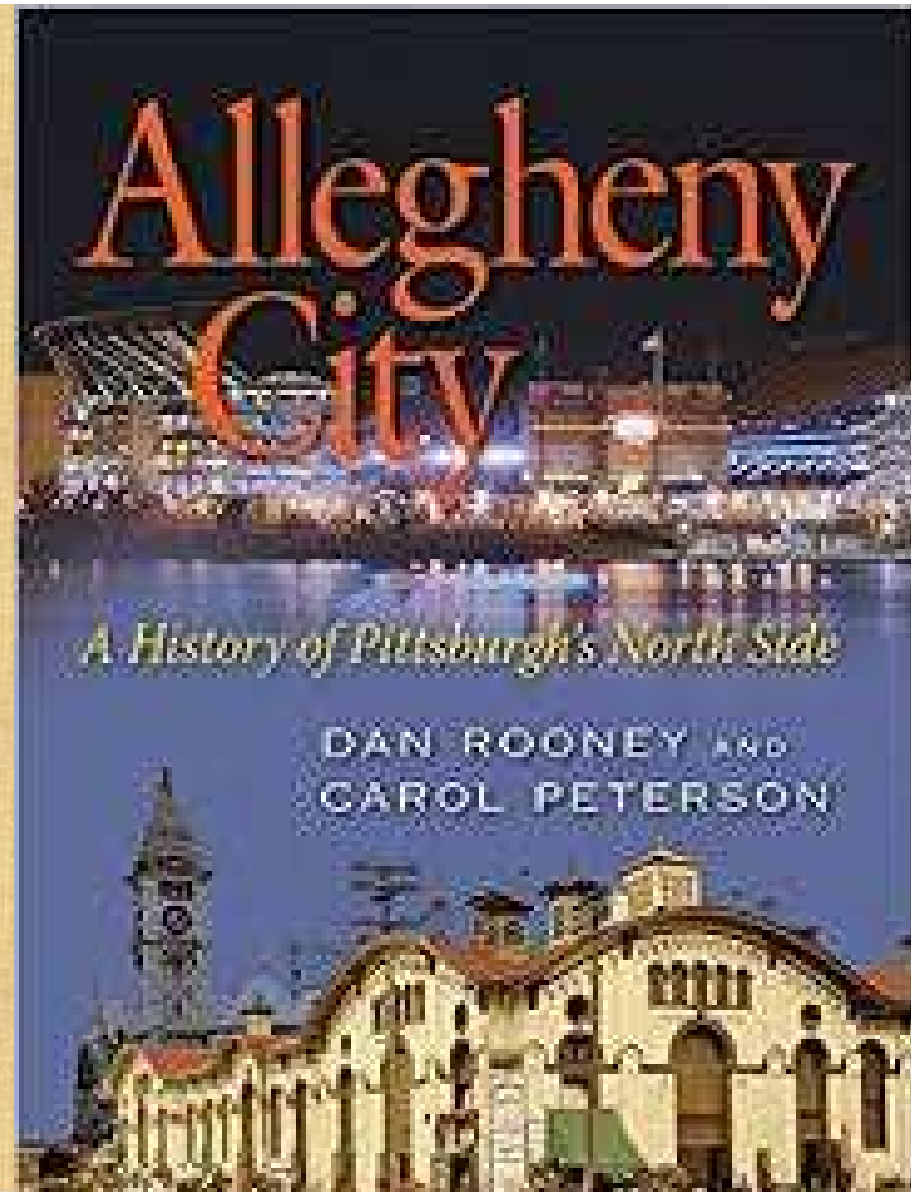


Ken Sajdak
Waukesha Freeman

Jeff Sajdak
Siouxland Explorers



Joe Elinich
Pittsburgh
Alleghenies





**SEITZ
DIVISION**




Steve Lyon
Hereford Highlanders



Ed Hebscher
London Tecumsehs



**Turin Mountaineers
J.R. Richardson**



**Aaron Anderson
Buffalo Mules**



The End