



ORIGINS

1909

Precursor of TCBA Today



 **FRANCHISE
MOVES**

After just one season in Western, the former Wilderness Wraiths relocated in Cleveland as the

Spiders



ORIGINS 1909

feeble



U-TCB908 - TCBA Origins **FEEBLE FOUR**

	W	L	PCT	GB
TCBA Origins 1907 MLB				
Don Mahley Division				
Long Island Islanders	92	62	.597	-
Hyde Park Vitamen	82	72	.532	10.0
Western Marvels ★	59	95	.383	33.0
South Starrucca Ainspans ★	58	96	.377	34.0
Stu McCorkindale Division				
Cleveland Naps	90	63	.588	-
Bradenton Buckeyes	88	66	.571	2.5
Bergen Barflies	79	74	.516	11.0
Mexicali Mallards	64	90	.416	26.5
Bill Kirwin Division				
Mimosa Mirthmakers	97	57	.630	-
Waukesha Freeman	96	58	.623	1.0
Grand Rapids Wolverines	94	60	.610	3.0
Pittsburgh Rebels ★	50	104	.325	47.0
Richard Seitz Division				
Buffalo Mules	83	71	.539	-
Hereford Highlanders	81	73	.526	2.0
Turin Mountaineers	78	76	.506	5.0
London Tecumsehs ★	40	114	.260	43.0





O
R
I
G
I
N
S

DRAFT

FEEBLE FOUR

- 1-London Tecumsehs
- 2-South Starrucca Ainspans
- 3-Pittsburgh Alleghenies
- 4-Cleveland Spiders

1909

- ### THE OTHERS
- 5-MEXICALI
 - 6-TURIN
 - 7-BERGEN
 - 8-HEREFORD
 - 9-HYDE PARK
 - 10-BUFFALO
 - 11-BRADENTON
 - 12-CLEVELAND NAPS
 - 13-LONG ISLAND
 - 14-GRAND RAPIDS
 - 15-WAUKESHA
 - 16-MIMOSA





FEEBLE FOUR
1-LT-JOE JACKSON
2-SO-FRANK BAKER
3-PR-JOE WOOD
4-CS-DONIE BUSH





OTHER FIRST ROUNDERS

5-ME-JACK BARRY 6-SO-GAVVY GRAVATH 7-BE-LARRY GARDNER 8-CL-HIPPO VAUGHN
9-HP-SLIM SALLEE 10-BU-RUBE MARQUARD 11-BR-AMOS STRUNK 12-CL-BOB BESCHER
13-LI-BUCK HERZOG 14-GW-FRED SNODGRASS 15-WA-JACK WARHOP 16-MI-DOC HOBLITZEL



Meet our Teams





South Starrucca Ainspans

South Starrucca Ainspans Draft Picks

1-Frank Baker 1a-Gavvy Cravath 2-Doc Crandall 2a-Chief Wilson
3-Steve Evans 4-Harley Young 5-Nick Carter 6-Bert Blue





1-Fielder Jones, LF
2-Larry Doyle, 2B
3-Marty McIntyre, RF
4-Bob Unglaub, 3B
5-Wilbur Good, CF
6-Neal Ball, SS
7-Red Dooin, C
8-Tom Jones, 1B
9-Kaiser Wilhelm, P

South Starrucca Ainspans 1909
Opening Day Starting Lineup



12 Pitchers	Tm	Lg	W	L	PCT	SV	ERA	G	GS	CG	SHO	QS	IP	H	R	ER	HR	SO	BB
McGINNITY, J.	SO	TCBA	7	4	.636	9	1.11	26	7	4	1	6	81.0	63	12	10	1	30	13
WILSON, C.	SO	TCBA	0	1	.000	0	1.42	1	1	0	0	1	6.1	6	2	1	0	2	1
YOUNG, H.	SO	TCBA	6	3	.667	8	1.60	32	2	1	0	1	45.0	31	14	8	0	24	9
HUGHES, L.	SO	TCBA	18	8	.692	1	1.98	40	31	18	4	21	259.2	200	70	57	3	180	74
WILHELM, K.	SO	TCBA	21	9	.700	0	1.98	44	41	19	5	26	322.2	229	87	71	0	90	64
RHOADS, B.	SO	TCBA	11	13	.458	1	2.14	33	21	9	0	13	189.0	150	60	45	0	54	45
WILLETT, E.	SO	TCBA	12	3	.800	0	2.28	34	15	5	1	10	154.0	120	45	39	3	44	47
CARTER, N.	SO	TCBA	2	1	.667	2	2.56	25	1	0	0	0	31.2	22	11	9	0	8	9
FALKENBERG, C.	SO	TCBA	4	1	.800	2	2.78	33	8	0	0	3	68.0	64	31	21	1	22	19
CRANDALL, D.	SO	TCBA	7	4	.636	0	2.83	28	11	2	0	5	117.2	104	47	37	2	65	37
MULLIN, G.	SO	TCBA	10	9	.526	0	4.06	31	16	5	1	6	144.0	164	77	65	2	75	49
Fiehl, S.	SO	TCBA	0	0	-	0	54.00	1	0	0	0	0	.1	3	2	2	0	0	0
South Starrucca Ainspans			98	56	.636	23	2.31	328	154	63	12	92	1419.1	1156	458	365	12	594	367

12 Pitchers	Tm	Lg	SUP/9	R/9	ERA	BF/9	BR/9	H/9	BB/9	SO/9	HR/9	ERPT	OBA	BF	BR	IBB	HB	WP	BK
McGINNITY, J.	SO	TCBA	2.7	1.33	1.11	35.4	8.1	7.0	1.0	3.3	.11	13.9	.212	319	73	4	1	1	0
WILSON, C.	SO	TCBA	.0	2.84	1.42	38.4	11.4	8.5	1.4	2.8	.00	.9	.261	27	8	0	1	0	0
YOUNG, H.	SO	TCBA	.4	2.80	1.60	35.0	8.2	6.2	1.8	4.8	.00	5.3	.193	175	41	0	1	0	0
HUGHES, L.	SO	TCBA	3.6	2.43	1.98	36.0	9.7	6.9	2.5	6.2	.10	19.6	.214	1040	279	2	7	2	0
WILHELM, K.	SO	TCBA	3.6	2.43	1.98	35.0	8.4	6.4	1.6	2.5	.00	24.2	.198	1256	300	5	12	1	0
RHOADS, B.	SO	TCBA	1.9	2.86	2.14	35.9	9.3	7.1	2.0	2.6	.00	10.8	.216	754	195	4	4	1	0
WILLETT, E.	SO	TCBA	3.4	2.63	2.28	36.3	9.8	7.0	2.7	2.6	.18	6.4	.215	621	168	1	2	3	0
CARTER, N.	SO	TCBA	.3	3.13	2.56	36.1	9.1	6.3	2.6	2.3	.00	.3	.202	127	32	0	1	0	0
FALKENBERG, C.	SO	TCBA	3.3	4.10	2.78	37.7	11.1	8.5	2.5	2.9	.13	-.9	.244	285	84	0	1	1	0
CRANDALL, D.	SO	TCBA	2.2	3.59	2.83	38.2	10.9	8.0	2.8	5.0	.15	-2.3	.233	499	143	1	3	1	1
MULLIN, G.	SO	TCBA	3.8	4.81	4.06	40.1	14.0	10.3	3.1	4.7	.13	-22.5	.287	642	224	0	11	0	0
Fiehl, S.	SO	TCBA	.0	54.00	54.00	108.0	81.0	81.0	.0	.0	.00	-1.9	.750	4	3	0	0	0	1
South Starrucca Ainspans			3.0	2.90	2.31	36.5	9.8	7.3	2.2	3.8	.08	53.7	.222	5749	1550	17	44	10	2

30 Players	Tm	Lg	AVG	G	AB	R	H	2B	3B	HR	TB	RBI	SO	BB	ASB	SB	CS	SBP	GDP
GOOD, W.	LT	TCBA	.400	9	10	2	4	0	0	0	4	3	1	3	0	0	0	-	0
DELAHANTY, J.	SO	TCBA	.326	85	233	33	76	7	4	0	91	29	18	21	19	12	7	63.2	2
DOYLE, L.	SO	TCBA	.312	107	340	58	106	10	7	0	130	29	32	29	24	16	8	66.7	2
McINTYRE, M.	CS	TCBA	.308	16	65	14	20	4	2	0	28	10	11	10	4	2	2	50.0	1
McGINNITY, J.	SO	TCBA	.304	26	23	2	7	2	0	0	9	2	3	1	1	0	1	.0	0
BALL, N.	SO	TCBA	.272	143	514	54	140	13	1	0	155	49	67	35	44	27	17	61.4	3
MURPHY, D.	SO	TCBA	.266	140	515	67	137	38	3	3	190	79	48	31	22	9	13	40.9	7
FALKENBERG, C.	SO	TCBA	.263	33	19	0	5	0	0	0	5	1	2	0	0	0	0	-	0
WILSON, C.	SO	TCBA	.260	101	315	32	82	8	3	3	105	31	47	23	6	0	6	.0	1
CRAVATH, G.	SO	TCBA	.254	75	201	41	51	5	8	0	72	17	22	29	8	5	3	62.5	1
Fiehl, S.	SO	TCBA	.252	44	111	8	28	0	1	3	39	12	22	9	0	0	0	-	3
BLUE, B.	SO	TCBA	.250	33	44	5	11	1	1	0	14	4	2	5	0	0	0	-	0
UNGLAUB, B.	SO	TCBA	.249	141	547	47	136	27	9	0	181	73	65	16	18	13	5	72.2	8
DOOIN, R.	SO	TCBA	.248	136	487	46	121	15	6	0	148	48	62	25	22	12	10	54.5	10
HOWARD, D.	SO	TCBA	.239	53	142	10	34	2	1	0	38	9	10	6	7	4	3	57.1	3
JONES, T.	SO	TCBA	.236	153	537	59	127	12	1	0	141	52	83	32	15	7	8	46.7	3
BAKER, H.	SO	TCBA	.227	30	22	2	5	2	0	0	7	4	1	1	0	0	0	-	1
JONES, F.	SO	TCBA	.226	147	574	81	130	8	7	0	152	50	65	89	29	10	19	34.5	3
DEVORE, J.	SO	TCBA	.224	31	67	6	15	0	0	0	15	4	3	9	0	0	0	-	3
CARTER, N.	SO	TCBA	.222	25	9	1	2	0	0	0	2	1	0	0	0	0	0	-	0
MULLIN, G.	SO	TCBA	.220	35	59	7	13	2	1	1	20	10	5	2	0	0	0	-	1
EVANS, S.	SO	TCBA	.200	1	5	0	1	0	0	0	1	0	0	0	0	0	0	-	0
HUGHES, L.	SO	TCBA	.196	41	92	7	18	0	1	0	20	8	19	3	0	0	0	-	0
CRANDALL, D.	SO	TCBA	.171	28	35	3	6	2	0	0	8	5	6	3	0	0	0	-	2
JONES, D.	SO	TCBA	.151	73	172	25	26	1	1	0	29	11	27	19	15	14	1	93.3	5
RHOADS, B.	SO	TCBA	.130	33	54	5	7	1	0	0	8	3	16	6	2	2	0	100.0	0
WILHELM, K.	SO	TCBA	.118	44	102	7	12	0	0	0	12	6	15	7	0	0	0	-	2
WILLETT, E.	SO	TCBA	.109	34	46	5	5	0	0	0	5	2	6	1	0	0	0	-	1
YOUNG, H.	SO	TCBA	.000	32	3	0	0	0	0	0	0	0	0	2	0	0	0	-	1
MOWREY, M.	LT	TCBA	.000	2	1	0	0	0	0	0	0	0	1	0	0	0	0	-	0
South Starrucca Ainspans			.248	1851	5344	627	1325	160	57	10	1629	552	659	417	236	133	103	56.4	63



30 Players	Tm	Lg	AVG	OBP	SLG	OPS	ISO	SECA	TA	RCON	RC	RC/G	PA	IBB	HBP	SH	SF
GOOD, W.	LT	TCBA	.400	.500	.400	.900	.000	.300	1.167	1.3	2.6	10.2	14	0	0	0	1
DELAHANTY, J.	SO	TCBA	.326	.384	.391	.774	.064	.176	.759	7.3	36.4	5.8	259	0	2	1	2
DOYLE, L.	SO	TCBA	.312	.364	.382	.746	.071	.179	.717	7.2	49.4	5.3	375	3	0	4	2
McINTYRE, M.	CS	TCBA	.308	.416	.431	.846	.123	.277	.875	3.8	12.1	6.8	77	0	2	0	0
McGINNITY, J.	SO	TCBA	.304	.333	.391	.725	.087	.087	.588	-.4	2.7	4.1	25	0	0	1	0
BALL, N.	SO	TCBA	.272	.315	.302	.617	.029	.117	.551	-14.7	51.3	3.4	568	0	0	13	6
MURPHY, D.	SO	TCBA	.266	.305	.369	.674	.103	.155	.585	-7.9	56.8	3.7	569	0	3	9	11
FALKENBERG, C.	SO	TCBA	.263	.263	.263	.526	.000	.000	.357	-1.2	1.3	2.5	19	0	0	0	0
WILSON, C.	SO	TCBA	.260	.312	.333	.645	.073	.127	.537	-9.0	32.9	3.6	349	2	1	9	1
CRAVATH, G.	SO	TCBA	.254	.359	.358	.717	.104	.259	.714	2.7	28.5	4.9	236	0	4	2	0
Fiehl, S.	SO	TCBA	.252	.314	.351	.665	.099	.180	.570	-1.2	12.1	3.7	123	0	1	2	0
BLUE, B.	SO	TCBA	.250	.346	.318	.664	.068	.182	.636	.0	5.6	4.4	52	1	2	0	1
UNGLAUB, B.	SO	TCBA	.249	.266	.331	.597	.082	.126	.495	-19.8	48.0	3.0	578	1	0	7	8
DOOIN, R.	SO	TCBA	.248	.291	.304	.595	.055	.111	.495	-19.6	41.9	2.8	530	1	6	8	4
HOWARD, D.	SO	TCBA	.239	.272	.268	.539	.028	.077	.430	-8.4	10.2	2.3	155	0	1	4	2
JONES, T.	SO	TCBA	.236	.283	.263	.546	.026	.084	.437	-30.3	41.8	2.6	590	3	4	14	3
BAKER, H.	SO	TCBA	.227	.280	.318	.598	.091	.136	.500	-.6	1.9	2.7	26	0	1	0	1
JONES, F.	SO	TCBA	.226	.332	.265	.597	.038	.178	.545	-22.6	55.1	3.1	675	0	3	7	2
DEVORE, J.	SO	TCBA	.224	.312	.224	.536	.000	.134	.436	-3.1	5.1	2.3	80	0	0	3	1
CARTER, N.	SO	TCBA	.222	.222	.222	.444	.000	.000	.286	-.8	.4	1.7	9	0	0	0	0
MULLIN, G.	SO	TCBA	.220	.246	.339	.585	.119	.153	.468	-2.7	4.8	2.6	63	0	0	2	0
EVANS, S.	SO	TCBA	.200	.200	.200	.400	.000	.000	.250	-.5	.2	1.4	5	0	0	0	0
HUGHES, L.	SO	TCBA	.196	.221	.217	.438	.022	.054	.311	-8.7	4.9	1.7	100	0	0	5	0
CRANDALL, D.	SO	TCBA	.171	.237	.229	.465	.057	.143	.355	-2.8	1.6	1.4	38	0	0	0	0
JONES, D.	SO	TCBA	.151	.234	.169	.403	.017	.203	.408	-13.8	8.8	1.5	198	0	0	6	1
RHOADS, B.	SO	TCBA	.130	.217	.148	.365	.019	.167	.340	-5.6	2.6	1.4	64	0	0	4	0
WILHELM, K.	SO	TCBA	.118	.171	.118	.289	.000	.069	.207	-14.7	2.8	.7	121	0	0	10	2
WILLETT, E.	SO	TCBA	.109	.125	.109	.234	.000	.022	.143	-7.6	.8	.5	54	0	0	6	1
YOUNG, H.	SO	TCBA	.000	.400	.000	.400	.000	.667	.500	-.1	.1	.7	5	0	0	0	0
MOWREY, M.	LT	TCBA	.000	.000	.000	.000	.000	.000	.000	-.3	.0	.0	1	0	0	0	0
South Starrucca Ainspans			.248	.303	.305	.608	.057	.141	.528	-173.9	511.7	3.2	5958	11	30	117	49

Spiders





CLEVELAND SPIDERS FREE AGENT DRAFT

**1-Donie Bush 3-Josh Devore 4-Tom Tuckey 4a-Herbie Moran
5-Billy Purtell 6-Tom Reilly 7-Bill McGilvray**



Cleveland Spiders 1909 Opening Day Lineup



- 1-John Titus, CF
- 2-Tommy Leach, 3B
- 3-Kitty Bransfield, 1B
- 4-Terry Turner, LF
- 5-Joe Birmingham, RF
- 6-Harry Bemis, C
- 7-Billy Gilbert, 2B
- 8-Tom Reilly, SS
- 9-Ed Walsh, P

10 Pitchers	Tm	Lg	W	L	PCT	SV	ERA	G	GS	CG	SHO	QS	IP	H	R	ER	HR	SO	BB
HOELSKOETTER, A.	CS	TCBA	2	0	1.000	0	.53	4	1	1	1	1	17.0	11	1	1	0	8	2
WALSH, E.	CS	TCBA	27	12	.692	3	1.30	47	40	33	8	33	379.2	233	75	55	1	284	49
TUCKEY, T.	CS	TCBA	7	3	.700	0	2.59	13	10	6	1	6	87.0	71	29	25	1	49	18
MADDOX, N.	CS	TCBA	14	18	.438	0	2.75	39	36	24	2	19	298.1	238	124	91	6	76	89
TAYLOR, D.	CS	TCBA	8	3	.727	2	2.83	23	12	5	1	6	114.2	90	39	36	10	65	28
MORGAN, C.	CS	TCBA	11	13	.458	0	2.85	31	26	14	0	12	230.1	196	98	73	10	135	93
MANNING, R.	CS	TCBA	10	12	.455	2	3.78	47	18	10	3	8	181.0	187	99	76	1	84	78
RHODES, C.	CS	TCBA	4	2	.667	0	4.09	6	5	3	1	2	44.0	33	20	20	1	30	21
GLADE, F.	CS	TCBA	2	3	.400	0	5.77	8	5	1	0	0	39.0	53	29	25	0	19	21
Shifflett, C.	CS	TCBA	0	3	.000	0	9.95	4	1	1	0	0	12.2	28	19	14	0	4	9
Cleveland Spiders			85	69	.552	7	2.67	222	154	98	17	87	1403.2	1140	533	416	30	754	408

10 Pitchers	Tm	Lg	SUP/9	R/9	ERA	BF/9	BR/9	H/9	BB/9	SO/9	HR/9	ERPT	OBA	BF	BR	IBB	HB	WP	BK
HOELSKOETTER, A.	CS	TCBA	2.1	.53	.53	33.9	6.9	5.8	1.1	4.2	.00	4.0	.177	64	13	0	0	0	0
WALSH, E.	CS	TCBA	3.0	1.78	1.30	34.1	6.9	5.5	1.1	6.7	.02	57.0	.174	1439	292	1	11	5	0
TUCKEY, T.	CS	TCBA	2.9	3.00	2.59	36.1	9.4	7.3	1.9	5.1	.10	.7	.222	349	91	0	2	1	0
MADDOX, N.	CS	TCBA	3.2	3.74	2.75	36.9	10.0	7.2	2.7	2.3	.18	-3.0	.220	1224	331	1	5	1	1
TAYLOR, D.	CS	TCBA	2.8	3.06	2.83	36.3	9.8	7.1	2.2	5.1	.78	-2.2	.217	462	125	0	7	1	0
MORGAN, C.	CS	TCBA	2.6	3.83	2.85	38.2	11.5	7.7	3.6	5.3	.39	-5.1	.229	977	295	1	7	7	0
MANNING, R.	CS	TCBA	2.3	4.92	3.78	40.1	13.8	9.3	3.9	4.2	.05	-22.6	.271	807	277	0	12	2	0
RHODES, C.	CS	TCBA	5.7	4.09	4.09	38.3	11.5	6.8	4.1	6.1	.20	-7.0	.210	187	56	1	3	0	0
GLADE, F.	CS	TCBA	1.8	6.69	5.77	43.6	17.1	12.2	4.8	4.4	.00	-13.5	.319	189	74	0	0	0	0
Shifflett, C.	CS	TCBA	.7	13.50	9.95	51.9	27.0	19.9	6.4	2.8	.00	-10.3	.452	73	38	0	1	0	1
Cleveland Spiders			2.9	3.42	2.67	37.0	10.2	7.3	2.6	4.8	.19	-1.9	.221	5771	1592	4	48	17	2



27 Players	Tm	Lg	AVG	G	AB	R	H	2B	3B	HR	TB	RBI	SO	BB	ASB	SB	CS	SBP	GDP
BRANSFIELD, K.	CS	TCBA	.345	138	545	65	188	32	7	3	243	66	51	38	48	23	25	47.9	10
RHODES, C.	CS	TCBA	.313	6	16	4	5	2	0	0	7	0	1	0	0	0	0	-	0
McINTYRE, M.	CS	TCBA	.309	136	512	100	158	23	11	0	203	28	65	84	39	13	26	33.3	4
TITUS, J.	CS	TCBA	.297	138	475	64	141	23	7	0	178	69	44	63	43	25	18	58.1	12
Shifflett, C.	CS	TCBA	.280	26	25	4	7	2	1	0	11	2	3	2	0	0	0	-	0
MADDOX, N.	CS	TCBA	.276	39	98	12	27	6	2	0	37	5	7	8	6	2	4	33.3	1
LEACH, T.	CS	TCBA	.253	149	578	74	146	32	10	4	210	68	60	49	48	23	25	47.9	8
BUSH, D.	CS	TCBA	.231	31	78	14	18	2	0	0	20	5	11	7	3	2	1	66.7	3
DURBIN, K.	CS	TCBA	.231	8	13	2	3	1	0	0	4	1	2	1	0	0	0	-	2
TAYLOR, D.	CS	TCBA	.229	23	35	5	8	1	0	0	9	4	5	5	0	0	0	-	2
BEMIS, H.	CS	TCBA	.218	145	550	35	120	26	1	0	148	59	94	20	52	31	21	59.6	11
BIRMINGHAM, J.	CS	TCBA	.212	114	410	31	87	11	0	1	101	38	61	24	25	12	13	48.0	8
CARRIGAN, B.	CS	TCBA	.212	26	52	3	11	2	1	0	15	10	10	1	1	0	1	.0	0
GILBERT, B.	CS	TCBA	.201	147	527	28	106	11	0	0	117	43	70	29	11	6	5	54.5	8
MANNING, R.	CS	TCBA	.196	47	56	6	11	3	1	0	16	4	4	4	2	1	1	50.0	0
TURNER, T.	CS	TCBA	.192	58	203	26	39	6	0	0	45	19	33	22	32	25	7	78.1	3
HOELSKOETTER, A.	CS	TCBA	.163	40	104	7	17	5	1	0	24	10	20	4	1	0	1	.0	1
DEVORE, J.	SO	TCBA	.160	6	25	2	4	0	0	0	4	1	1	1	0	0	0	-	0
WALSH, E.	CS	TCBA	.156	47	135	9	21	6	0	1	30	9	25	5	6	2	4	33.3	2
MORAN, H.	CS	TCBA	.153	21	72	6	11	0	0	0	11	5	10	2	4	3	1	75.0	0
TUCKEY, T.	CS	TCBA	.138	13	29	2	4	0	0	0	4	0	3	0	0	0	0	-	0
REILLY, T.	CS	TCBA	.135	111	385	28	52	10	0	1	65	19	66	13	10	9	1	90.0	11
MORGAN, C.	CS	TCBA	.087	31	80	8	7	1	0	0	8	1	16	1	0	0	0	-	2
PURTELL, B.	CS	TCBA	.087	7	23	0	2	1	0	0	3	0	2	0	0	0	0	-	0
McGILVRAY, B.	CS	TCBA	.050	14	40	1	2	0	0	0	2	1	1	0	0	0	0	-	0
STARR, C.	CS	TCBA	.043	19	23	5	1	1	0	0	2	0	3	5	2	1	1	50.0	0
GLADE, F.	CS	TCBA	.000	8	13	1	0	0	0	0	0	0	2	0	0	0	0	-	1
Cleveland Spiders			.234	1548	5102	542	1196	207	42	10	1517	467	670	388	333	178	155	53.5	89

27 Players	Tm	Lg	AVG	OBP	SLG	OPS	ISO	SECA	TA	RCON	RC	RC/G	PA	IBB	HBP	SH	SF
BRANSFIELD, K.	CS	TCBA	.345	.389	.446	.835	.101	.167	.783	20.3	88.1	5.8	603	2	3	14	3
RHODES, C.	CS	TCBA	.313	.313	.438	.750	.125	.125	.636	.2	2.2	4.6	18	0	0	2	0
McINTYRE, M.	CS	TCBA	.309	.408	.396	.804	.088	.227	.789	15.2	83.6	5.8	606	1	3	5	2
TITUS, J.	CS	TCBA	.297	.396	.375	.771	.078	.225	.791	17.9	74.6	5.2	587	14	22	17	10
Shifflett, C.	CS	TCBA	.280	.333	.440	.773	.160	.240	.722	.6	3.8	5.8	27	0	0	0	0
MADDOX, N.	CS	TCBA	.276	.343	.378	.720	.102	.163	.645	-.7	12.1	4.2	109	0	2	1	0
LEACH, T.	CS	TCBA	.253	.309	.363	.673	.111	.192	.611	-11.9	62.8	3.4	669	0	2	32	8
BUSH, D.	CS	TCBA	.231	.294	.256	.551	.026	.128	.453	-3.7	5.9	2.3	89	0	0	4	0
DURBIN, K.	CS	TCBA	.231	.286	.308	.593	.077	.154	.417	-.5	.6	1.4	14	0	0	0	0
TAYLOR, D.	CS	TCBA	.229	.325	.257	.582	.029	.171	.483	-1.1	2.9	2.6	41	0	0	1	0
BEMIS, H.	CS	TCBA	.218	.245	.269	.514	.051	.105	.435	-38.9	33.3	1.9	592	3	2	12	7
BIRMINGHAM, J.	CS	TCBA	.212	.255	.246	.501	.034	.090	.401	-32.0	24.5	1.9	448	0	1	9	4
CARRIGAN, B.	CS	TCBA	.212	.236	.288	.525	.077	.077	.405	-3.9	3.6	2.2	58	0	1	2	1
GILBERT, B.	CS	TCBA	.201	.244	.222	.466	.021	.078	.357	-43.4	29.8	1.8	576	0	3	10	7
MANNING, R.	CS	TCBA	.196	.250	.286	.536	.089	.161	.457	-3.6	4.3	2.3	64	0	0	4	0
TURNER, T.	CS	TCBA	.192	.280	.222	.502	.030	.227	.552	-9.1	16.1	2.4	239	0	4	7	3
HOELSKOETTER, A.	CS	TCBA	.163	.193	.231	.423	.067	.096	.315	-10.9	4.6	1.3	113	0	0	4	1
DEVORE, J.	SO	TCBA	.160	.192	.160	.352	.000	.040	.238	-3.1	.8	1.1	26	0	0	0	0
WALSH, E.	CS	TCBA	.156	.186	.222	.408	.067	.089	.308	-16.0	4.7	1.0	142	0	0	2	0
MORAN, H.	CS	TCBA	.153	.222	.153	.375	.000	.056	.339	-7.6	3.2	1.4	81	0	5	0	2
TUCKEY, T.	CS	TCBA	.138	.138	.138	.276	.000	.000	.160	-4.4	.6	.6	29	0	0	0	0
REILLY, T.	CS	TCBA	.135	.163	.169	.331	.034	.088	.252	-48.6	10.3	.8	412	0	0	12	2
MORGAN, C.	CS	TCBA	.087	.099	.100	.199	.013	.025	.120	-14.4	.7	.2	83	0	0	2	0
PURTELL, B.	CS	TCBA	.087	.087	.130	.217	.043	.043	.143	-4.0	.4	.4	26	0	0	3	0
McGILVRAY, B.	CS	TCBA	.050	.073	.050	.123	.000	.000	.079	-8.3	.4	.2	51	0	1	10	0
STARR, C.	CS	TCBA	.043	.214	.087	.301	.043	.261	.348	-3.4	.7	.8	28	0	0	0	0
GLADE, F.	CS	TCBA	.000	.000	.000	.000	.000	.000	.000	-3.3	-.0	-.0	13	0	0	0	0
Cleveland Spiders			.234	.292	.297	.590	.063	.143	.514	-218.4	441.1	2.7	5744	20	49	153	50



WELCOME TO
— The —
HISTORIC TOWN
of —
HYDE PARK, N.Y.



Hyde Park

Hyde Park Vitamen Draft Picks


1-Slim Sallee 2-Harry Krause 3-Fred Olmstead 3a-Burt Keeley
4-Harry Pattee 5-Queenie O'Rourke 6-Bill Lattimore
7-Walter Blair 8-Walter Clarkson
XFA-Carl Spongeberg, Jack Fox, Mike Kahoe, Walter Carlisle



RESIDENCE OF FRANKLIN D. ROOSEVELT, HYDE PARK, N.Y.

Hyde Park Vitamen Starting Lineup for Opening Day 1909

- 1-Wid Conroy, 3B
- 2-Bobby Wallace, SS
- 3-Roy Hartzell, RF
- 4-Hal Chase, 1B
- 5-Jimmy Sheckard, CF
- 6-Red Braun, 2B
- 7-Quennie O'Rourke, LF
- 8-Billy Sullivan, C
- 9-Charlie Smith, P





14 Pitchers	Tm	Lg	W	L	PCT	SV	ERA	G	GS	CG	SHO	QS	IP	H	R	ER	HR	SO	BB
KRAUSE, H.	HP	TCBA	5	0	1.000	4	2.39	19	0	0	0	0	26.1	21	11	7	0	10	6
CHASE, H.	HP	TCBA	0	0	-	0	2.45	1	0	0	0	0	3.2	3	1	1	0	0	1
PELTY, B.	HP	TCBA	4	14	.222	1	2.47	27	12	12	1	6	146.0	119	50	40	1	44	45
GEHRING, H.	HP	TCBA	6	3	.667	1	2.86	17	10	4	2	5	88.0	91	37	28	0	32	36
O'ROURKE, Q.	HP	TCBA	0	0	-	0	3.00	2	0	0	0	0	3.0	3	1	1	0	0	4
SALLEE, S.	HP	TCBA	9	14	.391	2	3.13	32	26	12	1	14	215.1	207	99	75	1	81	69
ORTH, A.	HP	TCBA	6	19	.240	0	3.19	31	26	16	0	11	217.0	225	102	77	8	53	49
SPONGBERG, C.	HP	TCBA	0	1	.000	1	3.95	14	1	0	0	1	43.1	54	23	19	3	32	22
Braun, R.	HP	TCBA	1	0	1.000	0	4.28	16	0	0	0	0	40.0	56	27	19	0	15	16
LATTIMORE, B.	HP	TCBA	4	10	.286	0	4.70	23	18	5	1	5	128.1	181	83	67	1	42	49
KEELEY, B.	HP	TCBA	7	20	.259	0	4.79	34	25	13	1	9	182.1	200	123	97	3	84	66
SMITH, C.	HP	TCBA	4	18	.182	0	4.83	28	28	9	0	9	188.1	201	123	101	1	91	90
OLMSTEAD, F.	HP	TCBA	2	0	1.000	0	5.02	14	4	0	0	2	52.0	68	39	29	0	35	25
CLARKSON, W.	HP	TCBA	1	6	.143	0	6.81	11	4	1	0	1	37.0	65	36	28	0	18	18
Hyde Park Vitamen			49	105	.318	9	3.87	269	154	72	6	63	1370.2	1494	755	589	18	537	496

14 Pitchers	Tm	Lg	SUP/9	R/9	ERA	BF/9	BR/9	H/9	BB/9	SO/9	HR/9	ERPT	OBA	BF	BR	IBB	HB	WP	BK
KRAUSE, H.	HP	TCBA	.0	3.76	2.39	35.9	9.9	7.2	2.1	3.4	.00	.8	.223	105	29	0	2	1	0
CHASE, H.	HP	TCBA	.0	2.45	2.45	36.8	9.8	7.4	2.5	.0	.00	.1	.214	15	4	0	0	0	0
PELTY, B.	HP	TCBA	1.4	3.08	2.47	36.6	10.4	7.3	2.6	2.7	.06	3.1	.233	594	169	3	8	2	0
GEHRING, H.	HP	TCBA	4.0	3.78	2.86	39.8	13.3	9.3	3.7	3.3	.00	-2.0	.268	389	130	0	3	1	0
O'ROURKE, Q.	HP	TCBA	.0	3.00	3.00	48.0	24.0	9.0	12.0	.0	.00	-.1	.273	16	8	0	1	0	0
SALLEE, S.	HP	TCBA	2.5	4.14	3.13	38.4	12.0	8.7	2.9	3.4	.04	-11.5	.254	919	287	0	11	4	1
ORTH, A.	HP	TCBA	3.2	4.23	3.19	38.2	11.7	9.3	2.0	2.2	.33	-13.0	.268	921	281	1	8	1	0
SPONGBERG, C.	HP	TCBA	.2	4.78	3.95	41.7	16.0	11.2	4.6	6.6	.62	-6.2	.310	201	77	0	1	0	1
Braun, R.	HP	TCBA	.0	6.08	4.28	44.8	17.1	12.6	3.6	3.4	.00	-7.2	.322	199	76	0	4	0	0
LATTIMORE, B.	HP	TCBA	3.7	5.82	4.70	41.4	16.1	12.7	3.4	2.9	.07	-29.1	.346	590	229	1	0	0	0
KEELEY, B.	HP	TCBA	2.2	6.07	4.79	40.1	13.6	9.9	3.3	4.1	.15	-43.2	.282	812	276	0	10	10	0
SMITH, C.	HP	TCBA	3.1	5.88	4.83	41.1	14.5	9.6	4.3	4.3	.05	-45.4	.277	860	304	0	13	2	0
OLMSTEAD, F.	HP	TCBA	3.3	6.75	5.02	44.5	16.8	11.8	4.3	6.1	.00	-13.7	.306	257	97	0	4	0	0
CLARKSON, W.	HP	TCBA	1.2	8.76	6.81	46.9	20.7	15.8	4.4	4.4	.00	-17.1	.387	193	85	0	2	0	1
Hyde Park Vitamen			2.5	4.96	3.87	39.9	13.5	9.8	3.2	3.5	.12	-184.7	.281	6071	2052	5	67	21	3



27 Players	Tm	Lg	AVG	G	AB	R	H	2B	3B	HR	TB	RBI	SO	BB	ASB	SB	CS	SBP	GDP
GEHRING, H.	HP	TCBA	.500	17	32	7	16	11	0	0	27	7	1	0	0	0	0	-	0
LORD, H.	HP	TCBA	.278	131	474	44	132	7	5	0	149	44	43	26	22	9	13	40.9	3
ORTH, A.	HP	TCBA	.277	37	101	8	28	2	1	0	32	7	10	3	0	0	0	-	3
KAHOE, M.	HP	TCBA	.273	12	11	1	3	0	0	0	3	0	0	0	0	0	0	-	1
HARTZELL, R.	HP	TCBA	.266	120	444	50	118	3	7	2	141	48	40	35	37	26	11	70.3	12
SPONGBERG, C.	HP	TCBA	.250	14	16	2	4	0	0	0	4	0	1	0	0	0	0	-	1
SHECKARD, J.	HP	TCBA	.233	126	438	62	102	16	1	3	129	35	69	67	31	12	19	38.7	4
WALLACE, B.	HP	TCBA	.232	140	538	49	125	27	2	0	156	36	42	39	1	1	0	100.0	6
FOX, J.	HP	TCBA	.222	15	18	2	4	0	0	0	4	2	3	1	2	1	1	50.0	0
PATTEE, H.	HP	TCBA	.210	146	452	44	95	11	2	0	110	25	77	63	52	40	12	76.9	9
CONROY, W.	HP	TCBA	.200	107	340	38	68	14	1	0	84	25	55	11	19	11	8	57.9	5
CLARKSON, W.	HP	TCBA	.200	11	15	2	3	0	0	0	3	0	2	0	0	0	0	-	0
Braun, R.	HP	TCBA	.196	107	291	17	57	6	0	3	72	23	50	17	0	0	0	-	16
LATTIMORE, B.	HP	TCBA	.196	23	46	5	9	0	0	0	9	4	5	0	0	0	0	-	2
O'ROURKE, Q.	HP	TCBA	.195	100	282	29	55	2	0	0	57	20	44	20	17	13	4	76.5	3
SCHULTE, W.	HP	TCBA	.193	109	348	25	67	16	0	0	83	37	54	30	23	17	6	73.9	1
CHASE, H.	HP	TCBA	.185	110	389	31	72	12	3	0	90	38	49	23	25	19	6	76.0	6
SULLIVAN, B.	HP	TCBA	.179	154	498	26	89	7	6	0	108	34	69	31	8	3	5	37.5	6
BLAIR, W.	HP	TCBA	.167	17	30	4	5	0	0	0	5	1	4	4	0	0	0	-	0
KRAUSE, H.	HP	TCBA	.167	19	6	0	1	0	0	0	1	2	0	0	0	0	0	-	0
CARLISLE, W.	HP	TCBA	.145	37	62	6	9	0	0	0	9	2	5	6	1	1	0	100.0	1
KEELEY, B.	HP	TCBA	.123	34	57	3	7	0	0	0	7	6	10	1	1	1	0	100.0	0
SHEAN, D.	HP	TCBA	.088	15	34	1	3	0	0	0	3	0	6	3	0	0	0	-	1
SMITH, C.	HP	TCBA	.083	28	60	4	5	0	1	0	7	1	9	2	0	0	0	-	1
OLMSTEAD, F.	HP	TCBA	.077	14	13	3	1	0	0	0	1	1	1	7	0	0	0	-	1
SALLEE, S.	HP	TCBA	.065	32	62	5	4	0	0	0	4	2	4	11	0	0	0	-	2
PELTY, B.	HP	TCBA	.000	27	41	1	0	0	0	0	0	0	1	0	0	0	0	-	0
Hyde Park Vitamen			.212	1702	5098	469	1082	134	29	8	1298	400	654	400	239	154	85	64.4	84



27 Players	Tm	Lg	AVG	OBP	SLG	OPS	ISO	SECA	TA	RCON	RC	RC/G	PA	IBB	HBP	SH	SF
GEHRING, H.	HP	TCBA	.500	.500	.844	1.344	.344	.344	1.688	7.1	13.2	19.8	34	0	0	2	0
LORD, H.	HP	TCBA	.278	.327	.314	.641	.036	.082	.539	-13.2	49.0	3.6	521	0	9	10	2
ORTH, A.	HP	TCBA	.277	.298	.317	.615	.040	.069	.461	-3.1	9.0	3.1	108	0	0	4	0
KAHOE, M.	HP	TCBA	.273	.273	.273	.545	.000	.000	.333	-.6	.6	1.6	12	0	0	1	0
HARTZELL, R.	HP	TCBA	.266	.322	.318	.639	.052	.164	.587	-6.7	46.0	3.4	496	0	3	11	3
SPONGBERG, C.	HP	TCBA	.250	.250	.250	.500	.000	.000	.308	-1.2	.8	1.5	18	0	0	2	0
SHECKARD, J.	HP	TCBA	.233	.339	.295	.634	.062	.199	.591	-12.6	45.8	3.4	520	1	4	9	1
WALLACE, B.	HP	TCBA	.232	.285	.290	.575	.058	.132	.470	-21.9	46.1	2.9	582	1	1	3	1
FOX, J.	HP	TCBA	.222	.263	.222	.485	.000	.056	.400	-1.6	1.1	1.8	20	0	0	1	0
PATTEE, H.	HP	TCBA	.210	.306	.243	.549	.033	.235	.563	-15.1	39.8	2.8	526	1	0	9	2
CONROY, W.	HP	TCBA	.200	.227	.247	.474	.047	.088	.375	-28.9	18.0	1.7	360	0	1	7	0
CLARKSON, W.	HP	TCBA	.200	.200	.200	.400	.000	.000	.250	-1.6	.6	1.3	15	0	0	0	0
Braun, R.	HP	TCBA	.196	.244	.247	.491	.052	.110	.364	-21.1	15.0	1.6	313	0	2	1	2
LATTIMORE, B.	HP	TCBA	.196	.188	.196	.383	.000	.000	.231	-5.1	1.5	1.0	49	0	0	1	2
O'ROURKE, Q.	HP	TCBA	.195	.244	.202	.446	.007	.110	.385	-22.7	16.2	1.8	314	1	0	6	6
SCHULTE, W.	HP	TCBA	.193	.266	.239	.505	.046	.164	.472	-20.6	26.0	2.3	397	0	6	9	3
CHASE, H.	HP	TCBA	.185	.232	.231	.463	.046	.139	.407	-30.0	22.4	1.8	425	1	2	7	4
SULLIVAN, B.	HP	TCBA	.179	.225	.217	.442	.038	.096	.338	-47.4	25.1	1.6	546	2	0	13	4
BLAIR, W.	HP	TCBA	.167	.265	.167	.431	.000	.133	.360	-2.6	1.6	1.7	34	0	0	0	0
KRAUSE, H.	HP	TCBA	.167	.143	.167	.310	.000	.000	.200	-.8	.2	1.0	7	0	0	0	1
CARLISLE, W.	HP	TCBA	.145	.221	.145	.366	.000	.113	.296	-6.8	2.4	1.2	70	0	0	2	0
KEELEY, B.	HP	TCBA	.123	.138	.123	.261	.000	.035	.180	-8.7	1.3	.6	62	0	0	4	0
SHEAN, D.	HP	TCBA	.088	.184	.088	.272	.000	.088	.219	-5.0	.7	.6	39	0	1	1	0
SMITH, C.	HP	TCBA	.083	.113	.117	.230	.033	.067	.161	-10.2	.9	.4	66	0	0	4	0
OLMSTEAD, F.	HP	TCBA	.077	.400	.077	.477	.000	.538	.615	-.2	1.0	2.0	20	0	0	0	0
SALLEE, S.	HP	TCBA	.065	.216	.065	.281	.000	.177	.267	-8.7	1.9	.7	81	0	1	7	0
PELTY, B.	HP	TCBA	.000	.000	.000	.000	.000	.000	.000	-10.3	.0	.0	47	0	0	6	0
Hyde Park Vitamen			.212	.272	.255	.527	.042	.134	.450	-299.9	370.5	2.3	5682	7	30	120	31

ISLANDERS




BASEBALL



Long Island Islanders Draft Picks

Long Island

**1-Buck Herzog 2-Jack Graney 3-Art Wilson 4-Earle Gardner 5-Bob Coulson 6-Moxie Manuel 7-Casey Patten
8-Al Kellogg XFA-Jeff Pfeffer, Bert Maxwell, Frank Manush, Paddy O'Connor, Pembroke Finlayson**



**Opening Day Starting Lineup
1909 Long Island Islanders**

- 1-Roy Thomas, CF
- 2-Eddie Grant, 3B
- 3-Elmer Flick, RF
- 4-Jake Ganzel, 1B
- 5-George Browne, LF
- 6-Gabby Street, C
- 7-Freddie Parent, SS
- 8-Buck Sweeney, 2B
- 9-Doc White, P

13 Pitchers	Tm	Lg	W	L	PCT	SV	ERA	G	GS	CG	SHO	QS	IP	H	R	ER	HR	SO	BB
PFEFFER, B.	LI	TCBA	0	1	.000	0	2.60	13	0	0	0	0	17.1	16	8	5	2	8	7
WHITE, D.	LI	TCBA	14	21	.400	0	2.66	40	38	24	3	23	315.0	259	131	93	1	138	93
McEneaney, J.	LI	TCBA	0	1	.000	1	2.70	8	0	0	0	0	16.2	14	7	5	0	4	4
MANUEL, M.	LI	TCBA	2	6	.250	2	2.92	42	0	0	0	0	64.2	53	29	21	2	28	23
OWEN, F.	LI	TCBA	4	15	.211	0	3.51	32	23	10	2	7	169.1	177	93	66	1	51	55
FINLAYSON, P.	LI	TCBA	0	1	.000	0	3.66	15	0	0	0	0	19.2	23	13	8	0	9	7
McGLYNN, S.	LI	TCBA	4	16	.200	1	3.67	33	23	10	0	7	179.0	190	97	73	2	70	38
VOLZ, J.	LI	TCBA	2	4	.333	0	3.75	13	3	1	1	1	24.0	26	16	10	0	7	9
LAKE, J.	LI	TCBA	4	28	.125	1	4.40	45	29	7	2	9	227.0	249	157	111	9	143	91
LUNDGREN, C.	LI	TCBA	5	17	.227	0	4.52	33	28	9	1	12	193.0	218	123	97	5	74	70
PATTEN, C.	LI	TCBA	1	2	.333	0	4.74	29	4	1	0	2	49.1	77	34	26	0	23	23
BALDWIN, O.	LI	TCBA	1	4	.200	0	6.99	19	6	1	0	2	47.2	71	47	37	0	33	25
MAXWELL, B.	LI	TCBA	0	1	.000	0	7.78	28	0	0	0	0	39.1	63	42	34	0	27	20
Long Island Islanders			37	117	.240	5	3.87	350	154	63	9	63	1362.0	1436	797	586	22	615	465

13 Pitchers	Tm	Lg	SUP/9	R/9	ERA	BF/9	BR/9	H/9	BB/9	SO/9	HR/9	ERPT	OBA	BF	BR	IBB	HB	WP	BK
PFEFFER, B.	LI	TCBA	.0	4.15	2.60	38.9	11.9	8.3	3.6	4.2	1.04	.1	.239	75	23	0	0	0	0
WHITE, D.	LI	TCBA	3.3	3.74	2.66	37.2	10.3	7.4	2.7	3.9	.03	-.1	.223	1302	362	0	10	7	0
McEneaney, J.	LI	TCBA	.0	3.78	2.70	34.0	10.3	7.6	2.2	2.2	.00	-.1	.264	63	19	0	1	0	0
MANUEL, M.	LI	TCBA	.0	4.04	2.92	37.6	10.9	7.4	3.1	3.9	.28	-1.9	.232	270	78	1	3	2	0
OWEN, F.	LI	TCBA	2.1	4.94	3.51	39.3	12.5	9.4	2.9	2.7	.05	-16.0	.266	740	236	0	4	6	0
FINLAYSON, P.	LI	TCBA	.0	5.95	3.66	42.1	14.2	10.5	3.2	4.1	.00	-2.2	.280	92	31	0	1	0	0
McGLYNN, S.	LI	TCBA	2.8	4.88	3.67	38.5	11.7	9.6	1.9	3.5	.10	-20.2	.269	765	232	0	4	2	0
VOLZ, J.	LI	TCBA	1.5	6.00	3.75	41.6	14.3	9.8	3.4	2.6	.00	-2.9	.277	111	38	0	3	0	0
LAKE, J.	LI	TCBA	1.8	6.22	4.40	41.2	13.9	9.9	3.6	5.7	.36	-44.0	.275	1039	351	1	12	8	0
LUNDGREN, C.	LI	TCBA	3.0	5.74	4.52	39.6	13.4	10.2	3.3	3.5	.23	-40.1	.285	850	288	0	0	2	0
PATTEN, C.	LI	TCBA	1.8	6.20	4.74	44.7	18.2	14.0	4.2	4.2	.00	-11.4	.362	245	100	0	0	1	0
BALDWIN, O.	LI	TCBA	3.4	8.87	6.99	45.9	18.5	13.4	4.7	6.2	.00	-22.9	.332	243	98	0	2	0	0
MAXWELL, B.	LI	TCBA	.0	9.61	7.78	47.4	20.4	14.4	4.6	6.2	.00	-22.4	.352	207	89	0	6	0	0
Long Island Islanders			2.3	5.27	3.87	39.7	12.9	9.5	3.1	4.1	.15	-184.2	.269	6002	1945	2	46	28	0

32 Players	Tm	Lg	AVG	G	AB	R	H	2B	3B	HR	TB	RBI	SO	BB	ASB	SB	CS	SBP	GDP
VOLZ, J.	LI	TCBA	.750	13	4	1	3	0	0	0	3	2	0	0	0	0	0	-	0
MAXWELL, B.	LI	TCBA	.375	28	8	0	3	0	0	0	3	0	0	0	0	0	0	-	1
HERZOG, B.	LI	TCBA	.323	40	96	13	31	3	1	0	36	8	9	13	4	4	0	100.0	0
COULSON, B.	LI	TCBA	.278	16	18	3	5	0	2	0	9	3	0	3	0	0	0	-	0
GANZEL, J.	BU	TCBA	.264	20	72	5	19	2	4	0	29	7	6	2	1	0	1	.0	5
THOMAS, R.	LI	TCBA	.264	116	425	61	112	19	10	0	151	19	38	52	8	3	5	37.5	8
PAYNE, F.	LI	TCBA	.261	8	23	2	6	0	0	0	6	1	3	1	0	0	0	-	0
SWEENEY, B.	LI	TCBA	.259	106	332	37	86	13	3	0	105	36	41	33	22	11	11	50.0	4
McEneaney, J.	LI	TCBA	.235	121	362	24	85	12	1	5	114	38	68	29	0	0	0	-	11
FLICK, E.	LI	TCBA	.232	105	366	30	85	9	10	0	114	31	19	30	1	0	1	.0	7
McLAURIN, R.	LI	TCBA	.218	72	206	11	45	0	0	0	45	10	6	2	0	0	0	-	4
BROWNE, G.	LI	TCBA	.218	140	533	46	116	14	7	0	144	47	82	32	24	11	13	45.8	5
GRANT, E.	LI	TCBA	.212	129	510	36	108	13	13	0	147	52	75	22	22	10	12	45.5	9
PARENT, F.	LI	TCBA	.204	127	450	48	92	7	3	0	105	31	69	43	8	5	3	62.5	3
MARSHALL, D.	LI	TCBA	.202	109	331	17	67	1	7	0	82	24	13	5	0	0	0	-	7
PATTEN, C.	LI	TCBA	.200	29	10	1	2	0	0	0	2	0	1	1	0	0	0	-	0
WHITE, D.	LI	TCBA	.196	46	107	16	21	0	0	0	21	9	13	10	3	3	0	100.0	3
ALPERMAN, W.	LI	TCBA	.191	89	256	13	49	5	0	1	57	21	30	22	1	0	1	.0	5
STREET, G.	LI	TCBA	.188	119	416	33	78	16	2	1	101	33	52	38	6	3	3	50.0	13
OWEN, F.	LI	TCBA	.178	32	45	4	8	3	0	0	11	1	5	0	0	0	0	-	2
MANUSH, F.	LI	TCBA	.177	24	62	7	11	2	2	0	17	0	9	1	1	1	0	100.0	3
LUNDGREN, C.	LI	TCBA	.175	33	63	2	11	0	0	0	11	5	11	1	0	0	0	-	1
McGLYNN, S.	LI	TCBA	.160	34	50	5	8	0	0	0	8	4	1	10	0	0	0	-	0
GARDNER, E.	LI	TCBA	.147	47	143	3	21	4	0	0	25	4	17	4	0	0	0	-	6
MANUEL, M.	LI	TCBA	.143	42	7	0	1	0	0	0	1	0	0	0	0	0	0	-	0
LAKE, J.	LI	TCBA	.118	51	68	7	8	6	0	0	14	4	15	2	4	1	3	25.0	1
POWERS, M.	LI	TCBA	.109	55	156	13	17	5	0	0	22	5	27	8	0	0	0	-	2
O'CONNOR, P.	LI	TCBA	.100	10	10	0	1	0	0	0	1	0	0	0	0	0	0	-	0
BALDWIN, O.	LI	TCBA	.083	19	12	0	1	0	0	0	1	0	0	0	0	0	0	-	0
FINLAYSON, P.	LI	TCBA	.000	15	1	0	0	0	0	0	0	0	0	0	0	0	0	-	0
PFEFFER, B.	LI	TCBA	.000	13	1	0	0	0	0	0	0	0	0	0	0	0	0	-	0
WILSON, A.	LI	TCBA	.000	1	1	0	0	0	0	0	0	0	1	0	0	0	0	-	0
Long Island Islanders			.214	1809	5144	438	1100	134	65	7	1385	395	611	364	105	52	53	49.5	100


32 Players	Tm	Lg	AVG	OBP	SLG	OPS	ISO	SECA	TA	RCON	RC	RC/G	PA	IBB	HBP	SH	SF
VOLZ, J.	LI	TCBA	.750	.750	.750	1.500	.000	.000	3.000	1.1	2.1	28.5	5	0	0	1	0
MAXWELL, B.	LI	TCBA	.375	.375	.375	.750	.000	.000	.500	.1	.8	3.4	8	0	0	0	0
HERZOG, B.	LI	TCBA	.323	.445	.375	.820	.052	.229	.954	8.1	19.8	7.8	121	1	9	2	1
COULSON, B.	LI	TCBA	.278	.381	.500	.881	.222	.389	.923	1.2	3.7	7.7	21	0	0	0	0
GANZEL, J.	BU	TCBA	.264	.289	.403	.692	.139	.153	.542	-1.2	6.4	2.8	77	0	1	1	1
THOMAS, R.	LI	TCBA	.264	.348	.355	.703	.092	.209	.641	1.4	53.8	4.4	485	0	3	4	0
PAYNE, F.	LI	TCBA	.261	.370	.261	.631	.000	.043	.588	-.2	2.8	4.0	29	0	3	2	0
SWEENEY, B.	LI	TCBA	.259	.326	.316	.642	.057	.157	.575	-7.9	34.8	3.5	375	0	1	7	2
McEneaney, J.	LI	TCBA	.235	.298	.315	.613	.080	.160	.510	-9.9	33.3	3.1	397	0	4	1	1
FLICK, E.	LI	TCBA	.232	.294	.311	.605	.079	.158	.509	-12.2	34.0	3.1	402	0	3	0	3
McLAURIN, R.	LI	TCBA	.218	.224	.218	.442	.000	.010	.285	-18.9	9.5	1.5	211	1	0	1	2
BROWNE, G.	LI	TCBA	.218	.265	.270	.535	.053	.109	.439	-34.8	38.1	2.3	582	1	4	8	5
GRANT, E.	LI	TCBA	.212	.241	.288	.529	.076	.116	.423	-36.1	32.9	2.0	544	0	0	5	7
PARENT, F.	LI	TCBA	.204	.274	.233	.507	.029	.129	.420	-29.2	31.9	2.3	504	0	0	11	0
MARSHALL, D.	LI	TCBA	.202	.215	.248	.462	.045	.060	.325	-28.9	16.7	1.6	344	0	1	3	3
PATTEN, C.	LI	TCBA	.200	.273	.200	.473	.000	.100	.375	-.8	.7	2.1	12	0	0	1	0
WHITE, D.	LI	TCBA	.196	.265	.196	.461	.000	.121	.382	-7.6	6.3	1.8	121	0	0	4	0
ALPERMAN, W.	LI	TCBA	.191	.268	.223	.490	.031	.113	.394	-18.3	16.3	2.0	289	0	5	5	1
STREET, G.	LI	TCBA	.188	.257	.243	.499	.055	.147	.407	-28.8	25.8	1.9	465	0	2	5	4
OWEN, F.	LI	TCBA	.178	.178	.244	.422	.067	.067	.282	-4.5	1.7	1.0	51	0	0	6	0
MANUSH, F.	LI	TCBA	.177	.203	.274	.477	.097	.129	.370	-4.9	2.8	1.4	64	0	1	0	0
LUNDGREN, C.	LI	TCBA	.175	.185	.175	.359	.000	.016	.226	-7.6	2.1	1.0	67	0	0	2	1
McGLYNN, S.	LI	TCBA	.160	.295	.160	.455	.000	.200	.429	-3.5	3.3	2.1	61	0	0	0	1
GARDNER, E.	LI	TCBA	.147	.181	.175	.356	.028	.056	.242	-17.5	3.9	.8	153	0	2	4	0
MANUEL, M.	LI	TCBA	.143	.143	.143	.286	.000	.000	.167	-1.0	.1	.6	7	0	0	0	0
LAKE, J.	LI	TCBA	.118	.143	.206	.349	.088	.088	.266	-10.1	1.4	.6	74	0	0	4	0
POWERS, M.	LI	TCBA	.109	.167	.141	.308	.032	.083	.234	-21.6	4.1	.8	171	0	3	3	1
O'CONNOR, P.	LI	TCBA	.100	.100	.100	.200	.000	.000	.111	-1.8	.1	.3	10	0	0	0	0
BALDWIN, O.	LI	TCBA	.083	.083	.083	.167	.000	.000	.091	-2.3	.1	.2	12	0	0	0	0
FINLAYSON, P.	LI	TCBA	.000	.000	.000	.000	.000	.000	.000	-.3	.0	.0	1	0	0	0	0
PFEFFER, B.	LI	TCBA	.000	.000	.000	.000	.000	.000	.000	-.3	.0	.0	1	0	0	0	0
WILSON, A.	LI	TCBA	.000	.000	.000	.000	.000	.000	.000	-.3	.0	.0	1	0	0	0	0
Long Island Islanders			.214	.270	.269	.539	.055	.126	.439	-298.7	376.4	2.4	5665	3	42	80	33



Welcome To
Bergen County




BARFLIES

1-Larry Gardner
2-Ed Summers
2a-Frank Arellanes
3-Ben Egan
4-Wilbur Murdoch
5-Jack Flater
6-Dick Bayless
7-Ralph Savidge
8-Tom Catterson
XFA-Art Weaver,
Fred Gaiser,
Eddie Files,
Champ Osteen



Bergen Barflies Draft Picks

Bergen County, New Jersey



Bergen Barflies 1909 Opening Day Lineup

- 1-Otis Clymer, RF
- 2-Dick Bayless, LF
- 3-George Stone, CF
- 4-Tim Jordan, 1B
- 5-Lefty Meade, 3B
- 6-Rudy Hulswitt, SS
- 7-Charlie Hickman, 2B
- 8-Ben Egan, C
- 9-Harry Howell, P



10 Pitchers	Tm	Lg	W	L	PCT	SV	ERA	G	GS	CG	SHO	QS	IP	H	R	ER	HR	SO	BB
Meade, L.	BE	TCBA	0	0	-	0	.00	1	0	0	0	0	1.0	1	0	0	0	0	1
BROWN, T.	BE	TCBA	24	14	.632	0	1.30	41	40	30	4	31	339.1	196	86	49	2	152	54
FLATER, J.	BE	TCBA	1	1	.500	0	1.73	25	0	0	0	0	26.0	15	7	5	0	5	7
HOWELL, H.	BE	TCBA	23	10	.697	1	1.91	40	37	20	4	25	320.1	245	114	68	4	90	58
SUMMERS, E.	BE	TCBA	14	17	.452	1	1.95	40	35	19	5	23	295.2	210	103	64	1	87	81
WILTSE, H.	BE	TCBA	19	17	.528	2	2.03	38	35	27	3	23	297.2	246	94	67	2	159	73
CHESBRO, J.	BE	TCBA	0	1	.000	1	2.38	22	0	0	0	0	22.2	26	8	6	1	11	5
ARELLANES, F.	BE	TCBA	6	5	.545	5	3.12	27	6	4	1	2	75.0	64	36	26	0	38	23
SAVIDGE, R.	BE	TCBA	1	0	1.000	0	4.11	19	0	0	0	0	15.1	15	7	7	1	5	4
BELL, G.	BE	TCBA	0	1	.000	0	10.22	7	1	0	0	0	12.1	30	19	14	0	9	4
Bergen Barflies			88	66	.571	10	1.96	260	154	100	17	104	1405.1	1048	474	306	11	556	310

10 Pitchers	Tm	Lg	SUP/9	R/9	ERA	BF/9	BR/9	H/9	BB/9	SO/9	HR/9	ERPT	OBA	BF	BR	IBB	HB	WP	BK
Meade, L.	BE	TCBA	.0	.00	.00	36.0	18.0	9.0	9.0	.0	.00	.3	.333	4	2	0	0	0	0
BROWN, T.	BE	TCBA	3.7	2.28	1.30	34.6	6.8	5.2	1.3	4.0	.05	51.1	.164	1304	257	4	11	5	0
FLATER, J.	BE	TCBA	.0	2.42	1.73	33.2	8.0	5.2	2.4	1.7	.00	2.7	.176	96	23	0	1	0	0
HOWELL, H.	BE	TCBA	3.8	3.20	1.91	36.2	8.7	6.9	1.5	2.5	.11	26.5	.208	1288	311	4	12	2	0
SUMMERS, E.	BE	TCBA	2.7	3.14	1.95	36.5	9.3	6.4	2.4	2.6	.03	23.2	.199	1199	305	3	17	5	3
WILTSE, H.	BE	TCBA	3.0	2.84	2.03	36.9	10.0	7.4	2.1	4.8	.06	20.8	.225	1220	332	2	15	0	0
CHESBRO, J.	BE	TCBA	.0	3.18	2.38	38.9	12.7	10.3	2.0	4.4	.40	.7	.295	98	32	0	1	0	0
ARELLANES, F.	BE	TCBA	2.5	4.32	3.12	37.4	10.7	7.7	2.5	4.6	.00	-3.9	.233	312	89	2	4	2	0
SAVIDGE, R.	BE	TCBA	.0	4.11	4.11	35.8	11.2	8.8	2.3	2.9	.59	-2.5	.278	61	19	0	0	0	0
BELL, G.	BE	TCBA	1.5	13.86	10.22	51.8	24.8	21.9	2.9	6.6	.00	-10.4	.448	71	34	0	0	0	0
Bergen Barflies			3.1	3.04	1.96	36.2	9.0	6.7	1.9	3.6	.07	108.6	.206	5653	1404	15	61	14	3

26 Players	Tm	Lg	AVG	G	AB	R	H	2B	3B	HR	TB	RBI	SO	BB	ASB	SB	CS	SBP	GDP
GARDNER, L.	BE	TCBA	.700	14	10	0	7	0	0	0	7	3	0	0	0	0	0	-	1
STONE, G.	BE	TCBA	.276	151	591	70	163	12	9	6	211	62	75	57	45	26	19	57.8	6
MURDOCH, W.	BE	TCBA	.258	78	233	20	60	9	0	0	69	27	23	9	14	12	2	85.7	3
EGAN, B.	BE	TCBA	.253	87	261	26	66	23	0	0	89	28	9	46	0	0	0	-	5
THONEY, J.	BE	TCBA	.251	127	438	44	110	7	2	3	130	40	41	9	24	16	8	66.7	8
Meade, L.	BE	TCBA	.245	150	563	52	138	24	9	3	189	52	103	30	5	0	5	.0	20
CATTERSON, T.	BE	TCBA	.244	35	78	10	19	3	1	2	30	8	9	6	0	0	0	-	3
JORDAN, T.	BE	TCBA	.239	140	515	70	123	11	5	14	186	76	76	78	13	4	9	30.8	8
CLYMER, O.	BE	TCBA	.237	106	389	51	92	13	4	0	113	39	44	18	22	14	8	63.6	5
COUGHLIN, B.	BE	TCBA	.217	48	69	7	15	0	0	0	15	11	11	3	3	3	0	100.0	2
JACKLITSCH, F.	BE	TCBA	.216	82	283	25	61	7	0	0	68	21	46	34	4	1	3	25.0	7
WILTSE, H.	BE	TCBA	.209	38	86	6	18	3	0	0	21	9	4	8	3	0	3	.0	3
HULSWITT, R.	BE	TCBA	.207	144	547	55	113	5	15	1	151	33	85	49	12	6	6	50.0	10
ALTIZER, D.	BE	TCBA	.204	50	54	20	11	0	1	0	13	4	7	4	4	4	0	100.0	1
HICKMAN, C.	BE	TCBA	.203	146	528	50	107	18	1	4	139	41	70	42	8	4	4	50.0	8
BAYLESS, D.	BE	TCBA	.189	47	148	10	28	0	0	2	34	5	21	15	0	0	0	-	3
BROWN, T.	BE	TCBA	.177	41	113	7	20	0	0	0	20	13	26	3	2	2	0	100.0	3
ARELLANES, F.	BE	TCBA	.167	27	24	1	4	0	1	0	6	1	3	0	0	0	0	-	0
HOWELL, H.	BE	TCBA	.157	40	108	10	17	5	0	1	25	9	16	4	0	0	0	-	1
SEYBOLD, S.	BE	TCBA	.125	5	8	1	1	0	0	0	1	2	1	0	0	0	0	-	0
OSTEEN, C.	BE	TCBA	.107	15	28	0	3	0	0	0	3	1	4	0	0	0	0	-	1
SUMMERS, E.	BE	TCBA	.092	40	98	6	9	1	0	0	10	3	21	1	0	0	0	-	1
FLATER, J.	BE	TCBA	.000	25	3	0	0	0	0	0	0	0	1	0	0	0	0	-	0
BELL, G.	BE	TCBA	.000	7	2	0	0	0	0	0	0	0	1	0	0	0	0	-	1
CHESBRO, J.	BE	TCBA	-	22	0	0	0	0	0	0	0	0	0	0	0	0	0	-	0
SAVIDGE, R.	BE	TCBA	-	19	0	0	0	0	0	0	0	0	0	0	0	0	0	-	0
Bergen Barflies			.229	1684	5177	541	1185	141	48	36	1530	488	697	416	159	92	67	57.9	100



Bergen Barflies			.229	1684	5177	541	1185	141	48	36	1530	488	697	416	159	92	67	57.9	100
26 Players	Tm	Lg	AVG	OBP	SLG	OPS	ISO	SECA	TA	RCON	RC	RC/G	PA	IBB	HBP	SH	SF		
GARDNER, L.	BE	TCBA	.700	.636	.700	1.336	.000	.000	1.750	2.5	4.1	22.1	11	0	0	0	0	1	
STONE, G.	BE	TCBA	.276	.339	.357	.696	.081	.190	.653	-1.4	73.2	4.2	663	1	2	9	4		
MURDOCH, W.	BE	TCBA	.258	.284	.296	.580	.039	.120	.506	-7.2	20.7	3.1	245	0	0	2	1		
EGAN, B.	BE	TCBA	.253	.369	.341	.710	.088	.264	.690	5.6	36.4	4.8	314	0	3	2	2		
THONEY, J.	BE	TCBA	.251	.273	.297	.569	.046	.084	.465	-20.5	35.0	2.6	475	0	5	20	3		
Meade, L.	BE	TCBA	.245	.284	.336	.619	.091	.135	.489	-19.5	47.9	2.9	597	0	1	1	2		
CATTERSON, T.	BE	TCBA	.244	.322	.385	.706	.141	.218	.629	.4	9.3	4.0	87	0	3	0	0		
JORDAN, T.	BE	TCBA	.239	.337	.361	.698	.122	.264	.658	.1	65.5	4.2	604	0	1	5	5		
CLYMER, O.	BE	TCBA	.237	.272	.290	.562	.054	.116	.474	-19.3	30.8	2.6	418	0	2	6	3		
COUGHLIN, B.	BE	TCBA	.217	.282	.217	.499	.000	.087	.446	-3.4	5.0	2.3	79	0	4	1	2		
JACKLITSCH, F.	BE	TCBA	.216	.303	.240	.544	.025	.138	.457	-14.3	22.3	2.5	331	0	3	8	3		
WILTSE, H.	BE	TCBA	.209	.303	.244	.547	.035	.093	.446	-5.5	6.5	2.1	107	0	4	8	1		
HULSWITT, R.	BE	TCBA	.207	.273	.276	.549	.069	.159	.460	-30.8	41.5	2.4	606	2	1	7	1		
ALTIZER, D.	BE	TCBA	.204	.259	.241	.499	.037	.185	.477	-2.6	4.1	2.3	63	1	0	5	0		
HICKMAN, C.	BE	TCBA	.203	.263	.263	.526	.061	.140	.432	-32.3	37.4	2.3	580	1	2	4	3		
BAYLESS, D.	BE	TCBA	.189	.275	.230	.505	.041	.142	.423	-9.3	10.2	2.2	169	0	3	2	1		
BROWN, T.	BE	TCBA	.177	.193	.177	.370	.000	.044	.260	-12.5	4.4	1.1	129	0	0	10	3		
ARELLANES, F.	BE	TCBA	.167	.167	.250	.417	.083	.083	.300	-2.6	1.0	1.4	24	0	0	0	0		
HOWELL, H.	BE	TCBA	.157	.188	.231	.419	.074	.111	.315	-11.0	5.0	1.4	119	0	0	7	0		
SEYBOLD, S.	BE	TCBA	.125	.125	.125	.250	.000	.000	.143	-1.3	.2	.6	9	0	0	1	0		
OSTEEN, C.	BE	TCBA	.107	.103	.107	.211	.000	.000	.115	-4.9	.2	.2	29	0	0	0	1		
SUMMERS, E.	BE	TCBA	.092	.110	.102	.212	.010	.020	.133	-17.1	1.3	.4	107	0	1	7	0		
FLATER, J.	BE	TCBA	.000	.000	.000	.000	.000	.000	.000	-.8	.0	.0	3	0	0	0	0		
BELL, G.	BE	TCBA	.000	.000	.000	.000	.000	.000	.000	-.5	-.0	-.0	2	0	0	0	0		
CHESBRO, J.	BE	TCBA	-	-	-	-	-	-	-	.0	-	-	0	0	0	0	0		
SAVIDGE, R.	BE	TCBA	-	-	-	-	-	-	-	.0	-	-	0	0	0	0	0		
Bergen Barflies			.229	.289	.296	.584	.067	.152	.498	-208.0	450.0	2.8	5771	5	35	105	36		



CLEVELAND NAPS




Cleveland Naps Draft Picks

1-Bob Bescher 2-Bill Foxen 3-Tom McCarthy 4-Abe Kruger
5-Jim McHale 6-Doc Martin 7-Rabbit Nill 8-Andy Nelson

**1909 Opening Day
Starting Lineup
CLEVELAND NAPS**



STEINFELDT, CHICAGO NAT'L




BRIDWELL, N. Y. NAT'L



SHAW, ST. LOUIS NAT'L




HEMPHILL, N. Y. AMER.



OLDRING, PHILA. AMER.



COLLINS, PHILA. AMER.



TENNEY, N. Y. NAT'L



MATHEWSON, N. Y. NAT'L



SCHLEI, N. Y. NAT'L

- 1-Fred Tenney, 1B**
- 2-Al Bridwell, SS**
- 3-Charlie Hemphill, CF**
- 4-Harry Steinfeldt, 3B**
- 5-Eddie Collins, 2B**
- 6-Admiral Schlei, C**
- 7-Rube Oldring, RF**
- 8-Al Shaw, LF**
- 9-Christy Mathewson, P**

15 Pitchers	Tm	Lg	W	L	PCT	SV	ERA	G	GS	CG	SHO	QS	IP	H	R	ER	HR	SO	BB
NELSON, A.	CL	TCBA	1	0	1.000	0	.00	7	1	1	1	1	13.2	3	1	0	0	6	3
McHALE, J.	CL	TCBA	0	0	-	0	.00	2	0	0	0	0	2.1	1	0	0	0	2	2
VAUGHN, H.	CL	TCBA	0	0	-	0	.00	4	0	0	0	0	2.1	0	0	0	0	1	0
MATHEWSON, C.	CL	TCBA	35	8	.814	0	.90	47	42	37	16	37	380.1	204	57	38	4	335	40
COVELESKI, H.	CL	TCBA	4	3	.571	10	1.09	22	4	4	1	4	58.0	31	11	7	0	32	16
PFIESTER, J.	CL	TCBA	17	15	.531	0	1.70	34	34	19	7	25	280.0	191	77	53	1	136	71
DOSCHER, J.	CL	TCBA	6	1	.857	1	1.93	16	5	3	1	5	56.0	36	15	12	1	23	20
FOXEN, B.	CL	TCBA	10	8	.556	0	2.60	21	18	12	2	10	141.2	123	58	41	3	65	39
McCARTHY, T.	CL	TCBA	7	7	.500	0	2.97	21	15	7	1	5	115.1	104	59	38	1	34	37
HESS, O.	CL	TCBA	0	0	-	0	3.65	12	0	0	0	0	24.2	37	18	10	1	10	9
GLAZE, R.	CL	TCBA	3	10	.231	0	4.23	19	14	6	0	5	104.1	147	63	49	4	31	17
KRUGER, A.	CL	TCBA	3	8	.273	0	4.25	17	12	3	0	2	91.0	105	64	43	0	32	51
MARTIN, D.	CL	TCBA	0	5	.000	0	4.81	17	6	1	0	1	63.2	83	51	34	0	62	28
Hobbs, R.	CL	TCBA	1	1	.500	0	5.04	4	2	1	0	1	25.0	29	17	14	0	8	10
BEECHER, R.	CL	TCBA	0	1	.000	0	5.40	12	1	0	0	0	28.1	44	24	17	0	8	18
Cleveland Naps			87	67	.565	11	2.31	255	154	94	29	96	1386.2	1138	515	356	15	785	361

15 Pitchers	Tm	Lg	SUP/9	R/9	ERA	BF/9	BR/9	H/9	BB/9	SO/9	HR/9	ERPT	OBA	BF	BR	IBB	HB	WP	BK
NELSON, A.	CL	TCBA	5.9	.66	.00	32.3	4.0	2.0	2.0	4.0	.00	4.0	.065	49	6	0	0	0	0
McHALE, J.	CL	TCBA	.0	.00	.00	38.6	15.4	3.9	7.7	7.7	.00	.7	.143	10	4	0	1	0	0
VAUGHN, H.	CL	TCBA	.0	.00	.00	42.4	3.9	.0	.0	3.9	.00	.7	.000	11	1	0	1	0	0
MATHEWSON, C.	CL	TCBA	4.1	1.35	.90	33.4	6.1	4.8	.9	7.9	.09	74.2	.154	1410	256	1	13	0	0
COVELESKI, H.	CL	TCBA	2.8	1.71	1.09	34.9	7.3	4.8	2.3	5.0	.00	10.1	.153	225	47	1	1	0	0
PFIESTER, J.	CL	TCBA	3.7	2.48	1.70	35.7	8.7	6.1	2.2	4.4	.03	29.6	.190	1111	271	2	11	3	0
DOSCHER, J.	CL	TCBA	2.9	2.41	1.93	35.5	9.3	5.8	3.2	3.7	.16	4.5	.186	221	58	0	2	0	0
FOXEN, B.	CL	TCBA	4.4	3.68	2.60	37.8	10.7	7.8	2.5	4.1	.19	.8	.227	595	168	0	6	1	1
McCARTHY, T.	CL	TCBA	3.1	4.60	2.97	38.5	11.1	8.1	2.9	2.7	.08	-4.0	.235	494	142	0	1	2	0
HESS, O.	CL	TCBA	.0	6.57	3.65	44.5	17.5	13.5	3.3	3.6	.36	-2.7	.339	122	48	0	2	0	0
GLAZE, R.	CL	TCBA	2.6	5.43	4.23	40.9	14.1	12.7	1.5	2.7	.35	-18.2	.327	474	164	0	0	0	0
KRUGER, A.	CL	TCBA	2.5	6.33	4.25	42.8	15.9	10.4	5.0	3.2	.00	-16.2	.289	433	161	0	5	4	0
MARTIN, D.	CL	TCBA	1.3	7.21	4.81	42.3	16.0	11.7	4.0	8.8	.00	-15.2	.322	299	113	0	2	0	0
Hobbs, R.	CL	TCBA	2.2	6.12	5.04	41.0	15.5	10.4	3.6	2.9	.00	-6.6	.293	114	43	0	4	0	0
BEECHER, R.	CL	TCBA	.3	7.62	5.40	47.0	19.7	14.0	5.7	2.5	.00	-8.6	.344	148	62	0	0	0	0
Cleveland Naps			3.3	3.34	2.31	37.1	10.0	7.4	2.3	5.1	.10	53.1	.220	5716	1544	4	49	10	1



28 Players	Tm	Lg	AVG	G	AB	R	H	2B	3B	HR	TB	RBI	SO	BB	ASB	SB	CS	SBP	GDP
BEECHER, R.	CL	TCBA	.444	14	9	3	4	4	0	0	8	3	1	0	0	0	0	-	1
NELSON, A.	CL	TCBA	.333	8	3	2	1	0	0	0	1	0	0	2	0	0	0	-	0
BESCHER, B.	CL	TCBA	.313	44	112	20	35	9	3	0	50	22	10	11	17	11	6	64.7	1
SCHLEI, A.	CL	TCBA	.291	85	275	32	80	6	7	1	103	33	31	20	1	0	1	.0	5
HEMPHILL, C.	CL	TCBA	.290	140	524	76	152	13	7	0	179	58	56	69	59	40	19	67.8	9
COLLINS, E.	CL	TCBA	.275	112	349	43	96	23	3	2	131	52	38	29	15	8	7	53.3	6
GRAHAM, P.	CL	TCBA	.273	74	227	26	62	4	1	0	68	23	31	29	9	9	0	100.0	2
BRIDWELL, A.	CL	TCBA	.266	145	500	56	133	13	2	0	150	50	59	56	22	11	11	50.0	4
SHAW, A.	CL	TCBA	.244	105	348	38	85	12	2	0	101	36	36	37	11	8	3	72.7	4
STEINFELDT, H.	CL	TCBA	.239	154	586	55	140	16	3	0	162	69	94	13	26	5	21	19.2	7
HINCHMAN, B.	CL	TCBA	.236	131	491	59	116	30	9	3	173	52	66	36	12	6	6	50.0	6
McHALE, J.	CL	TCBA	.232	61	151	24	35	9	2	0	48	10	20	9	8	6	2	75.0	2
TENNEY, F.	CL	TCBA	.231	154	623	84	144	18	2	1	169	43	67	72	24	11	13	45.8	6
OLDRING, R.	CL	TCBA	.224	63	165	12	37	6	0	0	43	16	30	9	3	1	2	33.3	6
MATHEWSON, C.	CL	TCBA	.183	47	126	15	23	4	1	0	29	7	29	11	4	3	1	75.0	1
Hobbs, R.	CL	TCBA	.182	93	275	27	50	8	0	5	73	25	51	18	0	0	0	-	15
NILL, R.	CL	TCBA	.179	17	39	4	7	0	0	0	7	3	0	0	0	0	0	-	0
McCARTHY, T.	CL	TCBA	.176	21	34	2	6	0	0	0	6	3	1	0	0	0	0	-	0
DOSCHER, J.	CL	TCBA	.167	16	12	1	2	0	0	0	2	1	1	3	0	0	0	-	1
FOXEN, B.	CL	TCBA	.160	21	50	4	8	0	0	0	8	3	8	4	4	3	1	75.0	0
BERGEN, B.	CL	TCBA	.143	43	49	3	7	3	0	0	10	3	7	6	0	0	0	-	4
GLAZE, R.	CL	TCBA	.143	19	35	3	5	0	1	0	7	4	2	1	0	0	0	-	1
PFIESTER, J.	CL	TCBA	.138	34	94	6	13	2	0	0	15	9	12	6	2	0	2	.0	2
MARTIN, D.	CL	TCBA	.125	17	16	0	2	0	0	0	2	1	1	0	0	0	0	-	0
KRUGER, A.	CL	TCBA	.080	17	25	3	2	0	0	0	2	0	2	0	0	0	0	-	1
COVELESKI, H.	CL	TCBA	.000	22	16	0	0	0	0	0	0	0	5	0	0	0	0	-	0
HESS, O.	CL	TCBA	.000	12	7	0	0	0	0	0	0	1	0	0	0	0	0	-	1
VAUGHN, H.	CL	TCBA	-	4	0	0	0	0	0	0	0	0	0	0	0	0	0	-	0
Cleveland Naps			.242	1673	5141	598	1245	180	43	12	1547	527	658	441	217	122	95	56.2	85



28 Players	Tm	Lg	AVG	OBP	SLG	OPS	ISO	SECA	TA	RCON	RC	RC/G	PA	IBB	HBP	SH	SF
BEECHER, R.	CL	TCBA	.444	.444	.889	1.333	.444	.444	1.333	1.9	2.7	12.0	9	0	0	0	0
NELSON, A.	CL	TCBA	.333	.600	.333	.933	.000	.667	1.500	.6	.9	12.3	5	0	0	0	0
BESCHER, B.	CL	TCBA	.313	.373	.446	.820	.134	.277	.905	6.2	20.3	6.0	135	0	4	1	7
SCHLEI, A.	CL	TCBA	.291	.340	.375	.715	.084	.153	.622	1.6	35.4	4.6	302	0	2	2	3
HEMPHILL, C.	CL	TCBA	.290	.369	.342	.711	.052	.223	.725	9.3	72.1	4.7	609	2	2	5	9
COLLINS, E.	CL	TCBA	.275	.326	.375	.702	.100	.186	.639	.7	43.3	4.2	396	4	2	6	9
GRAHAM, P.	CL	TCBA	.273	.362	.300	.662	.026	.194	.665	3.1	30.4	4.5	276	0	5	10	4
BRIDWELL, A.	CL	TCBA	.266	.345	.300	.645	.034	.146	.584	-7.9	56.1	3.8	579	1	6	13	4
SHAW, A.	CL	TCBA	.244	.320	.290	.610	.046	.167	.559	-7.0	36.6	3.5	404	0	5	7	7
STEINFELDT, H.	CL	TCBA	.239	.259	.276	.536	.038	.032	.392	-44.8	37.9	2.1	628	0	6	15	8
HINCHMAN, B.	CL	TCBA	.236	.306	.352	.658	.116	.189	.592	-7.6	54.4	3.7	552	0	14	9	2
McHALE, J.	CL	TCBA	.232	.282	.318	.600	.086	.172	.542	-4.5	14.2	3.1	166	0	2	3	1
TENNEY, F.	CL	TCBA	.231	.312	.271	.584	.040	.152	.512	-25.1	56.2	3.0	706	0	3	5	3
OLDRING, R.	CL	TCBA	.224	.293	.261	.554	.036	.085	.449	-8.2	12.3	2.3	190	4	8	5	2
MATHEWSON, C.	CL	TCBA	.183	.246	.230	.477	.048	.151	.410	-9.3	8.5	2.0	149	0	0	11	1
Hobbs, R.	CL	TCBA	.182	.230	.265	.495	.084	.149	.379	-19.9	14.2	1.6	298	1	0	2	3
NILL, R.	CL	TCBA	.179	.179	.179	.359	.000	.000	.219	-4.8	1.3	1.1	39	0	0	0	0
McCARTHY, T.	CL	TCBA	.176	.200	.176	.376	.000	.000	.250	-3.9	1.6	1.3	40	0	1	5	0
DOSCHER, J.	CL	TCBA	.167	.313	.167	.479	.000	.250	.455	-.6	.9	1.9	17	0	0	1	1
FOXEN, B.	CL	TCBA	.160	.218	.160	.378	.000	.120	.349	-5.2	2.3	1.4	57	0	0	1	1
BERGEN, B.	CL	TCBA	.143	.236	.204	.440	.061	.184	.348	-4.3	2.0	1.1	57	0	0	2	0
GLAZE, R.	CL	TCBA	.143	.167	.200	.367	.057	.086	.258	-4.3	1.1	.9	38	0	0	2	0
PFIESTER, J.	CL	TCBA	.138	.190	.160	.350	.021	.064	.247	-12.8	2.8	.8	106	0	0	6	0
MARTIN, D.	CL	TCBA	.125	.125	.125	.250	.000	.000	.143	-2.6	.3	.5	17	0	0	1	0
KRUGER, A.	CL	TCBA	.080	.115	.080	.195	.000	.000	.125	-4.5	.2	.2	27	0	1	1	0
COVELESKI, H.	CL	TCBA	.000	.000	.000	.000	.000	.000	.000	-4.0	.0	.0	17	0	0	1	0
HESS, O.	CL	TCBA	.000	.000	.000	.000	.000	.000	.000	-1.8	-.0	-.0	7	0	0	0	0
VAUGHN, H.	CL	TCBA	-	-	-	-	-	-	-	.0	-	-	0	0	0	0	0
Cleveland Naps			.242	.306	.301	.607	.059	.150	.533	-159.5	492.8	3.1	5826	12	61	114	65

BRADENTON, FL

BUCKEYES






1-Amos Strunk 2-Joe Lake 3-Dode Criss 3a-Bill Graham 4-Vin Campbell 5-Jack Bliss 6-Fred Stem

Bradenton Buckeyes Draft Picks



- 1-Kid Elberfeld, SS
- 2-Tommy Sheehan, 3B
- 3-Nap LaJoie, 2B
- 4-Cy Seymour, RF
- 5-Ed McFarland, C
- 6-Shad Barry, LF
- 7-Spike Shannon, CF
- 8-Jiggs Donahue, 1B
- 9-Howie Camnitz, P



Bradenton Buckeyes 1909 Opening Day Starting Lineup



14 Pitchers	Tm	Lg	W	L	PCT	SV	ERA	G	GS	CG	SHO	QS	IP	H	R	ER	HR	SO	BB
SIEVER, E.	HH	TCBA	0	0	-	1	.00	5	0	0	0	0	6.1	4	0	0	0	1	5
CRISS, D.	BR	TCBA	0	0	-	0	.00	1	0	0	0	0	2.0	2	0	0	0	2	1
GRAHAM, B.	HH	TCBA	1	2	.333	0	1.69	5	0	0	0	0	10.2	7	3	2	2	7	5
EWING, B.	BR	TCBA	13	10	.565	1	1.79	35	25	13	5	18	216.1	152	57	43	0	51	54
AMES, R.	HH	TCBA	2	0	1.000	0	1.90	3	3	1	1	3	23.2	16	5	5	0	20	10
CAMNITZ, H.	BR	TCBA	12	16	.429	1	2.02	37	30	17	5	21	262.2	177	74	59	3	171	73
WILLIS, V.	BR	TCBA	21	9	.700	0	2.04	33	30	19	4	23	251.1	184	64	57	0	82	61
OVERALL, O.	BR	TCBA	9	10	.474	0	2.30	23	23	12	2	14	188.0	144	62	48	1	167	53
DONOVAN, W.	BR	TCBA	13	15	.464	0	2.34	32	30	14	4	21	242.0	208	81	63	0	168	65
VICKERS, R.	BR	TCBA	10	6	.625	0	2.37	38	13	5	0	6	136.2	108	55	36	0	79	50
Wood, W.	BR	TCBA	0	0	-	16	2.70	17	0	0	0	0	10.0	9	4	3	0	2	2
PHILLIPPE, D.	BR	TCBA	1	3	.250	1	3.44	19	0	0	0	0	36.2	38	17	14	0	11	13
COOMBS, J.	BR	TCBA	1	0	1.000	0	4.42	6	0	0	0	0	18.1	18	10	9	0	8	9
ATZ, J.	BR	TCBA	0	0	-	0	9.00	1	0	0	0	0	2.0	4	2	2	0	0	0
Bradenton Buckeyes			83	71	.539	20	2.18	255	154	81	21	106	1406.2	1071	434	341	6	769	401

14 Pitchers	Tm	Lg	SUP/9	R/9	ERA	BF/9	BR/9	H/9	BB/9	SO/9	HR/9	ERPT	OBA	BF	BR	IBB	HB	WP	BK
SIEVER, E.	HH	TCBA	.0	.00	.00	35.5	11.4	5.7	5.7	1.4	.00	1.9	.211	25	8	1	0	0	0
CRISS, D.	BR	TCBA	.0	.00	.00	40.5	13.5	9.0	4.5	9.0	.00	.6	.250	9	3	0	0	0	0
GRAHAM, B.	HH	TCBA	.0	2.53	1.69	34.6	10.1	5.9	4.2	5.9	1.69	1.1	.200	41	12	0	0	0	0
EWING, B.	BR	TCBA	3.2	2.37	1.79	35.0	8.9	6.3	2.2	2.1	.00	20.8	.199	841	214	0	8	4	0
AMES, R.	HH	TCBA	6.1	1.90	1.90	38.0	11.4	6.1	3.8	7.6	.00	2.0	.195	100	30	0	4	0	0
CAMNITZ, H.	BR	TCBA	2.3	2.54	2.02	35.5	8.8	6.1	2.5	5.9	.10	18.5	.190	1037	257	1	8	0	0
WILLIS, V.	BR	TCBA	3.4	2.29	2.04	35.5	9.1	6.6	2.2	2.9	.00	17.1	.208	990	253	0	8	2	0
OVERALL, O.	BR	TCBA	3.7	2.97	2.30	36.2	9.7	6.9	2.5	8.0	.05	7.5	.214	756	203	0	6	3	0
DONOVAN, W.	BR	TCBA	2.9	3.01	2.34	36.3	10.3	7.7	2.4	6.2	.00	8.4	.239	975	278	1	6	4	0
VICKERS, R.	BR	TCBA	4.1	3.62	2.37	37.5	10.3	7.1	3.0	5.2	.00	4.3	.213	570	157	5	4	8	0
Wood, W.	BR	TCBA	.0	3.60	2.70	36.0	10.8	8.1	1.8	1.8	.00	-.1	.243	40	12	0	1	0	0
PHILLIPPE, D.	BR	TCBA	.0	4.17	3.44	40.0	12.5	9.3	3.2	2.7	.00	-3.2	.262	163	51	0	0	2	1
COOMBS, J.	BR	TCBA	.0	4.91	4.42	41.7	14.2	8.8	4.4	3.9	.00	-3.6	.257	85	29	0	2	3	0
ATZ, J.	BR	TCBA	.0	9.00	9.00	45.0	18.0	18.0	.0	.0	.00	-1.4	.400	10	4	0	0	0	0
Bradenton Buckeyes			3.0	2.78	2.18	36.1	9.7	6.9	2.5	4.9	.04	74.0	.213	5642	1511	8	47	26	1



30 Players	Tm	Lg	AVG	G	AB	R	H	2B	3B	HR	TB	RBI	SO	BB	ASB	SB	CS	SBP	GDP
STRUNK, A.	HH	TCBA	.458	9	24	4	11	1	0	0	12	3	0	2	1	0	1	.0	1
AMES, R.	HH	TCBA	.364	3	11	3	4	0	0	0	4	3	0	0	0	0	0	-	0
COOMBS, J.	BR	TCBA	.282	74	227	22	64	7	8	0	87	30	25	12	11	8	3	72.7	1
SEYMOUR, C.	BR	TCBA	.276	153	615	65	170	24	1	8	220	73	47	44	32	15	17	46.9	7
LAJOIE, N.	BR	TCBA	.252	154	619	82	156	30	3	0	192	55	83	65	20	7	13	35.0	9
STEM, F.	BR	TCBA	.243	59	74	9	18	0	1	0	20	10	9	3	1	1	0	100.0	0
ZIMMERMAN, H.	BR	TCBA	.236	59	123	10	29	3	2	0	36	17	12	3	1	0	1	.0	2
DAVIS, G.	BR	TCBA	.235	130	493	64	116	14	1	0	132	32	74	40	17	11	6	64.7	5
McFARLAND, E.	BR	TCBA	.232	133	453	41	105	25	11	0	152	48	22	13	1	0	1	.0	11
Wood, W.	BR	TCBA	.231	133	428	27	99	16	4	2	129	58	84	24	0	0	0	-	7
DAVIS, H.	BR	TCBA	.228	120	439	56	100	25	5	1	138	56	62	47	10	5	5	50.0	6
SHEEHAN, T.	BR	TCBA	.218	123	335	28	73	14	0	0	87	31	40	54	9	4	5	44.4	5
CRISS, D.	BR	TCBA	.205	70	83	7	17	6	0	0	23	1	9	11	1	0	1	.0	1
BLISS, J.	BR	TCBA	.195	44	82	11	16	3	0	0	19	9	14	8	1	1	0	100.0	1
ATZ, J.	BR	TCBA	.195	67	118	24	23	1	0	0	24	9	11	29	21	14	7	66.7	3
SHANNON, S.	BR	TCBA	.174	106	258	31	45	1	2	0	50	20	27	30	20	14	6	70.0	3
DONAHUE, J.	HH	TCBA	.165	27	85	9	14	1	0	0	15	2	12	10	4	3	1	75.0	0
EWING, B.	BR	TCBA	.164	35	67	6	11	4	0	0	15	9	16	5	0	0	0	-	1
BARRY, S.	BR	TCBA	.162	86	148	10	24	3	0	0	27	9	27	20	0	0	0	-	4
PHILLIPPE, D.	BR	TCBA	.143	21	7	1	1	1	0	0	2	0	0	0	0	0	0	-	0
VICKERS, R.	BR	TCBA	.132	38	38	3	5	1	0	0	6	5	7	2	0	0	0	-	2
DONOVAN, W.	BR	TCBA	.123	33	65	8	8	0	0	0	8	2	12	12	4	3	1	75.0	1
ELBERFELD, K.	BR	TCBA	.113	47	80	14	9	4	0	0	13	3	13	11	2	2	0	100.0	3
OVERALL, O.	BR	TCBA	.105	23	57	2	6	0	1	0	8	2	9	1	1	1	0	100.0	1
CAMNITZ, H.	BR	TCBA	.098	37	82	5	8	0	0	0	8	2	12	6	1	0	1	.0	4
WILLIS, V.	BR	TCBA	.077	33	78	2	6	1	0	0	7	3	9	1	1	1	0	100.0	3
CAMPBELL, V.	BR	TCBA	.000	3	3	0	0	0	0	0	0	0	0	0	0	0	0	-	0
GRAHAM, B.	HH	TCBA	.000	5	1	0	0	0	0	0	0	0	0	0	0	0	0	-	0
RITTER, L.	BR	TCBA	.000	1	1	0	0	0	0	0	0	0	0	0	0	0	0	-	0
SIEVER, E.	HH	TCBA	-	5	0	0	0	0	0	0	0	0	0	0	0	0	0	-	0
Bradenton Buckeyes			.223	1831	5094	544	1138	185	39	11	1434	492	636	453	159	90	69	56.6	81

30 Players	Tm	Lg	AVG	OBP	SLG	OPS	ISO	SECA	TA	RCON	RC	RC/G	PA	IBB	HBP	SH	SF
STRUNK, A.	HH	TCBA	.458	.481	.500	.981	.042	.083	.933	2.2	5.3	9.0	27	0	0	0	1
AMES, R.	HH	TCBA	.364	.364	.364	.727	.000	.000	.571	.1	1.5	5.6	11	0	0	0	0
COOMBS, J.	BR	TCBA	.282	.329	.383	.712	.101	.176	.665	1.4	29.9	4.7	246	1	4	3	0
SEYMOUR, C.	BR	TCBA	.276	.323	.358	.681	.081	.150	.597	-7.7	69.6	3.9	668	1	1	2	6
LAJOIE, N.	BR	TCBA	.252	.324	.310	.634	.058	.153	.548	-15.7	62.3	3.4	690	5	2	1	3
STEM, F.	BR	TCBA	.243	.269	.270	.540	.027	.081	.429	-3.9	5.8	2.7	78	1	0	0	1
ZIMMERMAN, H.	BR	TCBA	.236	.252	.293	.545	.057	.073	.402	-7.6	8.5	2.3	127	0	0	0	1
DAVIS, G.	BR	TCBA	.235	.298	.268	.566	.032	.124	.482	-21.4	42.3	2.8	551	0	4	14	0
McFARLAND, E.	BR	TCBA	.232	.255	.336	.590	.104	.130	.464	-19.7	36.8	2.6	490	1	2	18	3
Wood, W.	BR	TCBA	.231	.267	.301	.569	.070	.126	.455	-19.2	35.4	2.7	466	0	0	5	8
DAVIS, H.	BR	TCBA	.228	.300	.314	.614	.087	.194	.549	-11.8	44.0	3.3	501	1	2	4	9
SHEEHAN, T.	BR	TCBA	.218	.327	.260	.587	.042	.200	.540	-10.5	32.7	3.0	409	2	2	15	3
CRISS, D.	BR	TCBA	.205	.298	.277	.575	.072	.193	.500	-3.6	6.9	2.7	94	4	0	0	0
BLISS, J.	BR	TCBA	.195	.267	.232	.498	.037	.146	.418	-5.2	5.9	2.2	95	0	0	5	0
ATZ, J.	BR	TCBA	.195	.379	.203	.582	.008	.314	.695	-1.3	13.8	3.1	169	1	6	16	0
SHANNON, S.	BR	TCBA	.174	.290	.194	.484	.019	.167	.482	-16.3	18.7	2.2	311	0	13	8	2
DONAHUE, J.	HH	TCBA	.165	.265	.176	.442	.012	.153	.417	-6.7	5.5	1.9	102	0	2	4	1
EWING, B.	BR	TCBA	.164	.250	.224	.474	.060	.134	.404	-4.9	4.4	1.9	79	0	3	3	1
BARRY, S.	BR	TCBA	.162	.266	.182	.449	.020	.155	.375	-12.0	8.4	1.7	176	0	1	7	0
PHILLIPPE, D.	BR	TCBA	.143	.143	.286	.429	.143	.143	.333	-.7	.3	1.3	7	0	0	0	0
VICKERS, R.	BR	TCBA	.132	.175	.158	.333	.026	.079	.229	-5.0	1.0	.7	44	0	0	4	0
DONOVAN, W.	BR	TCBA	.123	.260	.123	.383	.000	.215	.390	-6.3	3.6	1.4	85	0	0	8	0
ELBERFELD, K.	BR	TCBA	.113	.268	.163	.431	.050	.212	.432	-6.0	4.5	1.6	99	0	6	2	0
OVERALL, O.	BR	TCBA	.105	.136	.140	.276	.035	.070	.212	-8.5	1.6	.6	73	0	1	14	0
CAMNITZ, H.	BR	TCBA	.098	.159	.098	.257	.000	.061	.177	-13.4	1.1	.4	92	0	0	4	0
WILLIS, V.	BR	TCBA	.077	.089	.090	.178	.013	.038	.120	-14.3	.6	.2	92	0	0	13	0
CAMPBELL, V.	BR	TCBA	.000	.000	.000	.000	.000	.000	.000	-.8	.0	.0	3	0	0	0	0
GRAHAM, B.	HH	TCBA	.000	.000	.000	.000	.000	.000	.000	-.3	.0	.0	1	0	0	0	0
RITTER, L.	BR	TCBA	.000	.000	.000	.000	.000	.000	.000	-.3	.0	.0	1	0	0	0	0
SIEVER, E.	HH	TCBA	-	-	-	-	-	-	-	.0	-	-	0	0	0	0	0
Bradenton Buckeyes			.223	.291	.282	.573	.058	.151	.493	-219.2	439.2	2.8	5787	17	49	150	39







MALLARDS

Mexicali Mallards Draft Picks



**1-Jack Barry 2-George Suggs 3-Jeff Sweeney
4-Biff Schlitzer 5-Phil Lewis 6-Irish McIlveen
7-Pete Wilson 8-Patsy O'Rourke**

- 1-Clyde Milan, RF
- 2-Patsy Dougherty, CF
- 3-Frank Chance, 1B
- 4-Jimmy Williams, 2B
- 5-Denny Sullivan, LF
- 6-Boss Schmidt, C
- 7-Lee Tannehill, 3B
- 8-Phil Lewis, SS
- 9-Harry McIntire, P



**Starting Lineup 1909 Opening Day
for the Mexicali Mallards**

12 Pitchers	Tm	Lg	W	L	PCT	SV	ERA	G	GS	CG	SHO	QS	IP	H	R	ER	HR	SO	BB
SUGGS, G.	ME	TCBA	3	0	1.000	6	1.05	23	0	0	0	0	34.1	25	6	4	0	8	4
STEELE, E.	ME	TCBA	10	7	.588	4	1.49	27	13	10	3	12	133.0	82	29	22	0	42	24
McINTIRE, H.	ME	TCBA	16	14	.533	0	2.30	37	34	21	5	20	282.0	218	96	72	2	149	82
Keefer, A.	ME	TCBA	0	3	.000	0	2.95	18	4	2	0	2	64.0	71	27	21	0	19	16
FRASER, C.	ME	TCBA	9	13	.409	1	2.98	32	21	7	3	10	172.1	140	76	57	4	84	88
WINTER, G.	ME	TCBA	14	10	.583	0	3.14	29	27	12	4	15	212.0	189	92	74	2	71	43
MOREN, L.	ME	TCBA	9	9	.500	0	3.45	25	18	8	0	10	159.1	164	79	61	0	87	57
SCHLITZER, B.	ME	TCBA	5	11	.313	0	3.49	21	17	9	0	8	134.0	142	68	52	3	97	52
HIGGINBOTHAM, I.	ME	TCBA	1	11	.083	0	4.26	24	11	2	0	5	93.0	118	59	44	2	41	34
WILSON, P.	ME	TCBA	1	4	.200	0	4.84	11	5	3	0	1	44.2	57	29	24	0	51	18
FIENE, L.	ME	TCBA	1	2	.333	0	5.03	15	3	1	0	2	39.1	52	33	22	0	10	8
BARRY, J.	ME	TCBA	0	1	.000	0	9.28	6	1	0	0	0	10.2	19	16	11	0	2	6
Mexicali Mallards			69	85	.448	11	3.03	268	154	75	15	85	1378.2	1277	610	464	13	661	432

12 Pitchers	Tm	Lg	SUP/9	R/9	ERA	BF/9	BR/9	H/9	BB/9	SO/9	HR/9	ERPT	OBA	BF	BR	IBB	HB	WP	BK
SUGGS, G.	ME	TCBA	.0	1.57	1.05	33.8	7.6	6.6	1.0	2.1	.00	6.1	.205	129	29	0	0	0	0
STEELE, E.	ME	TCBA	2.8	1.96	1.49	34.4	7.4	5.5	1.5	2.8	.00	17.2	.178	508	110	2	6	0	0
McINTIRE, H.	ME	TCBA	2.9	3.06	2.30	36.7	9.8	7.0	2.5	4.8	.06	11.2	.210	1149	306	3	9	0	0
Keefer, A.	ME	TCBA	1.0	3.80	2.95	38.1	12.4	10.0	2.3	2.7	.00	-2.1	.291	271	88	0	1	0	1
FRASER, C.	ME	TCBA	2.2	3.97	2.98	38.8	12.2	7.3	4.5	4.4	.21	-6.2	.225	742	233	2	7	6	0
WINTER, G.	ME	TCBA	2.7	3.91	3.14	37.0	10.3	8.0	1.8	3.0	.08	-11.5	.240	872	243	0	11	0	0
MOREN, L.	ME	TCBA	3.3	4.46	3.45	38.7	12.8	9.3	3.2	4.9	.00	-14.0	.272	685	227	1	7	4	0
SCHLITZER, B.	ME	TCBA	3.4	4.57	3.49	39.8	13.3	9.5	3.5	6.5	.20	-12.5	.275	592	198	0	4	3	0
HIGGINBOTHAM, I.	ME	TCBA	1.5	5.71	4.26	40.8	14.8	11.4	3.2	4.0	.19	-16.6	.313	422	153	1	2	2	0
WILSON, P.	ME	TCBA	2.6	5.84	4.84	41.3	15.1	11.5	3.6	10.3	.00	-10.8	.311	205	75	0	0	0	0
FIENE, L.	ME	TCBA	.9	7.55	5.03	42.1	13.7	11.9	1.8	2.3	.00	-10.4	.301	184	60	0	0	0	0
BARRY, J.	ME	TCBA	.0	13.50	9.28	53.2	22.8	16.0	5.1	1.7	.00	-7.9	.380	63	27	0	2	0	0
Mexicali Mallards			2.5	3.98	3.03	38.0	11.4	8.3	2.8	4.3	.08	-57.3	.247	5822	1749	9	49	15	1



27 Players	Tm	Lg	AVG	G	AB	R	H	2B	3B	HR	TB	RBI	SO	BB	ASB	SB	CS	SBP	GDP
SUGGS, G.	ME	TCBA	.500	23	2	0	1	0	0	0	1	1	1	3	0	0	0	-	0
SCHMIDT, B.	ME	TCBA	.299	118	428	32	128	20	4	0	156	52	41	25	6	4	2	66.7	4
McCORMICK, M.	ME	TCBA	.283	93	265	24	75	17	3	0	98	22	25	12	9	6	3	66.7	6
SULLIVAN, D.	ME	TCBA	.237	108	304	28	72	7	4	0	87	16	46	14	21	13	8	61.9	4
CHANCE, F.	ME	TCBA	.233	119	400	58	93	25	4	0	126	33	58	44	42	27	15	64.3	2
BARRY, J.	ME	TCBA	.227	139	444	51	101	11	13	0	138	25	65	41	19	13	6	68.4	6
MILAN, C.	ME	TCBA	.217	129	429	35	93	8	6	0	113	39	56	31	29	17	12	58.6	9
SCHRECKENGOST, O.	ME	TCBA	.215	56	163	10	35	6	1	0	43	11	27	4	2	2	0	100.0	2
Keefer, A.	ME	TCBA	.212	104	288	17	61	6	2	3	80	23	58	18	0	0	0	-	3
DOUGHERTY, P.	ME	TCBA	.210	126	447	54	94	14	4	0	116	29	51	41	51	33	18	64.7	5
DELAHANTY, F.	ME	TCBA	.206	45	126	17	26	2	2	0	32	9	11	10	14	11	3	78.6	0
McINTIRE, H.	ME	TCBA	.204	37	98	5	20	3	0	0	23	6	14	2	0	0	0	-	0
SWACINA, H.	ME	TCBA	.203	33	74	1	15	3	0	0	18	5	8	0	0	0	0	-	2
TANNEHILL, L.	ME	TCBA	.202	154	531	35	107	18	1	0	127	45	89	37	5	2	3	40.0	17
LEWIS, P.	ME	TCBA	.196	57	51	4	10	1	0	0	11	2	7	0	0	0	0	-	1
SCHLITZER, B.	ME	TCBA	.196	21	46	2	9	0	1	0	11	3	2	1	0	0	0	-	3
MOREN, L.	ME	TCBA	.192	25	52	3	10	0	0	0	10	3	11	2	0	0	0	-	0
WILLIAMS, J.	ME	TCBA	.190	145	520	40	99	19	3	2	130	46	78	58	13	2	11	15.4	13
McILVEEN, I.	ME	TCBA	.189	66	148	17	28	2	2	0	34	7	26	16	4	3	1	75.0	3
STEELE, E.	ME	TCBA	.179	27	39	1	7	0	0	0	7	4	4	1	0	0	0	-	1
FIENE, L.	ME	TCBA	.167	15	12	1	2	0	0	0	2	1	1	0	0	0	0	-	0
O'ROURKE, P.	ME	TCBA	.152	17	33	2	5	1	0	0	6	2	9	3	0	0	0	-	1
SWEENEY, J.	ME	TCBA	.121	12	33	1	4	0	0	0	4	1	6	1	0	0	0	-	0
WINTER, G.	ME	TCBA	.118	29	68	6	8	3	0	0	11	1	10	0	0	0	0	-	2
WILSON, P.	ME	TCBA	.091	11	11	1	1	0	0	0	1	2	0	3	0	0	0	-	0
HIGGINBOTHAM, I.	ME	TCBA	.077	24	26	1	2	0	0	0	2	1	3	0	0	0	0	-	0
FRASER, C.	ME	TCBA	.020	32	49	3	1	0	0	0	1	1	14	2	0	0	0	-	1
Mexicali Mallards			.218	1765	5087	449	1107	166	50	5	1388	390	721	369	215	133	82	61.9	85



27 Players	Tm	Lg	AVG	OBP	SLG	OPS	ISO	SECA	TA	RCON	RC	RC/G	PA	IBB	HBP	SH	SF
SUGGS, G.	ME	TCBA	.500	.800	.500	1.300	.000	1.500	4.000	1.2	1.4	38.4	5	0	0	0	0
SCHMIDT, B.	ME	TCBA	.299	.338	.364	.702	.065	.129	.611	1.8	54.6	4.6	467	1	2	8	4
McCORMICK, M.	ME	TCBA	.283	.316	.370	.685	.087	.143	.593	-.9	30.2	3.9	289	4	2	7	3
SULLIVAN, D.	ME	TCBA	.237	.271	.286	.557	.049	.112	.471	-16.2	23.4	2.5	329	1	1	8	2
CHANCE, F.	ME	TCBA	.233	.343	.315	.658	.082	.223	.682	-1.7	48.8	4.0	475	1	24	6	1
BARRY, J.	ME	TCBA	.227	.320	.311	.631	.083	.191	.597	-7.8	48.1	3.6	511	0	20	5	1
MILAN, C.	ME	TCBA	.217	.272	.263	.536	.047	.131	.457	-26.4	30.1	2.2	471	1	2	8	1
SCHRECKENGOST, O.	ME	TCBA	.215	.231	.264	.495	.049	.086	.377	-11.4	10.2	2.1	171	0	0	1	2
Keefer, A.	ME	TCBA	.212	.262	.278	.540	.066	.128	.435	-16.1	21.6	2.5	309	0	2	0	1
DOUGHERTY, P.	ME	TCBA	.210	.314	.260	.573	.049	.174	.577	-16.5	41.0	2.9	521	1	27	5	1
DELAHANTY, F.	ME	TCBA	.206	.268	.254	.522	.048	.190	.524	-6.1	10.1	2.6	138	0	1	0	1
McINTIRE, H.	ME	TCBA	.204	.228	.235	.462	.031	.051	.333	-8.3	5.8	1.9	107	0	1	6	0
SWACINA, H.	ME	TCBA	.203	.203	.243	.446	.041	.041	.295	-6.8	3.3	1.4	77	0	0	3	0
TANNEHILL, L.	ME	TCBA	.202	.251	.239	.490	.038	.105	.374	-39.1	30.9	1.8	587	2	0	12	5
LEWIS, P.	ME	TCBA	.196	.212	.216	.427	.020	.020	.286	-5.0	2.2	1.4	53	0	1	1	0
SCHLITZER, B.	ME	TCBA	.196	.213	.239	.452	.043	.065	.300	-4.2	1.7	1.1	48	0	0	1	0
MOREN, L.	ME	TCBA	.192	.222	.192	.415	.000	.038	.286	-5.2	2.7	1.5	59	0	0	5	0
WILLIAMS, J.	ME	TCBA	.190	.274	.250	.524	.060	.154	.436	-35.2	35.6	2.1	599	2	4	11	6
McILVEEN, I.	ME	TCBA	.189	.268	.230	.498	.041	.162	.427	-9.7	9.8	2.1	166	0	0	2	0
STEELE, E.	ME	TCBA	.179	.220	.179	.399	.000	.026	.273	-4.1	1.8	1.3	46	0	1	5	0
FIENE, L.	ME	TCBA	.167	.167	.167	.333	.000	.000	.200	-1.6	.3	.9	12	0	0	0	0
O'ROURKE, P.	ME	TCBA	.152	.222	.182	.404	.030	.121	.310	-3.4	1.4	1.3	38	0	0	2	0
SWEENEY, J.	ME	TCBA	.121	.171	.121	.293	.000	.030	.207	-4.8	.8	.7	35	0	1	0	0
WINTER, G.	ME	TCBA	.118	.129	.162	.290	.044	.044	.194	-10.0	1.4	.5	76	0	1	6	1
WILSON, P.	ME	TCBA	.091	.286	.091	.377	.000	.273	.400	-1.1	.5	1.4	14	0	0	0	0
HIGGINBOTHAM, I.	ME	TCBA	.077	.077	.077	.154	.000	.000	.083	-5.1	.2	.2	27	0	0	1	0
FRASER, C.	ME	TCBA	.020	.059	.020	.079	.000	.041	.061	-10.9	.2	.1	58	0	0	7	0
Mexicali Mallards			.218	.281	.273	.554	.055	.138	.477	-254.5	404.9	2.6	5688	13	90	110	29

MIMOSA



HAPPY KYNE
&
THE MIRTH MAKERS



Mimosa Mirthmakers Draft Picks

1-Dick Hoblitzel 2-Dick Egan 3-Bill Chappelle 3a-Mike Donovan
5-Bill Malarkey 6-Harry Hoch 7-Andy O'Connell 8-Bull Durham


Mimosa Mirthmaker Starting Lineup for Opening Day 1909




F. CLARKE, PITTSBURGH



SCHAEFER, DETROIT



HARTSEL, PHILA. AMER.



RITCHEY, BOSTON NAT'L



Gessler, Washington Amer.



REULBACH, CHICAGO NAT'L



ROSSMAN, DETROIT



J. WARNER, C, New York, N



- 1-Topsy Hartsel, CF
- 2-Claude Ritzey, 2B
- 3-Claude Rossman, 1B
- 4-Doc Gessler, RF
- 5-Fred Clarke, LF
- 6-Germany Schaefer SS
- 7-M Donovan, 3B
- 8-Jack Warner, C
- 9-Ed Reulbach, P



13 Pitchers	Tm	Lg	W	L	PCT	SV	ERA	G	GS	CG	SHO	QS	IP	H	R	ER	HR	SO	BB
STEPHENS, J.	MI	TCBA	0	0	-	0	.00	1	0	0	0	0	1.2	0	0	0	0	2	0
O'CONNOR, A.	MI	TCBA	0	0	-	0	.00	1	0	0	0	0	.2	0	0	0	0	1	0
RICHIE, L.	MI	TCBA	6	5	.545	8	1.55	37	8	5	1	5	104.2	71	27	18	1	52	30
CHECH, C.	MI	TCBA	15	7	.682	5	1.82	29	21	12	4	17	188.1	132	52	38	1	57	46
POWELL, J.	MI	TCBA	26	6	.813	0	1.83	35	34	16	6	26	281.0	218	74	57	2	85	60
MALARKEY, B.	MI	TCBA	1	0	1.000	0	1.84	13	0	0	0	0	14.2	12	6	3	0	9	3
LEEVER, S.	MI	TCBA	16	8	.667	1	2.05	35	23	12	4	15	201.2	163	61	46	1	74	37
REULBACH, E.	MI	TCBA	19	18	.514	0	2.33	45	41	22	3	27	324.1	239	113	84	3	163	98
CHAPPELLE, B.	MI	TCBA	6	4	.600	4	3.08	35	3	0	0	1	52.2	43	23	18	1	26	10
ALTROCK, N.	MI	TCBA	3	2	.600	3	3.26	28	5	1	0	2	60.2	67	30	22	1	25	9
DYGERT, J.	MI	TCBA	4	7	.364	1	3.45	26	18	4	1	8	127.2	109	68	49	1	77	71
HOCH, H.	MI	TCBA	0	1	.000	0	3.75	5	1	0	0	0	12.0	8	8	5	0	5	11
DURHAM, B.	MI	TCBA	0	0	-	0	9.45	11	0	0	0	0	13.1	28	16	14	0	10	4
Mimosa Mirthmakers			96	58	.623	22	2.30	301	154	72	19	101	1383.1	1090	478	354	11	586	379

13 Pitchers	Tm	Lg	SUP/9	R/9	ERA	BF/9	BR/9	H/9	BB/9	SO/9	HR/9	ERPT	OBA	BF	BR	IBB	HB	WP	BK
STEPHENS, J.	MI	TCBA	.0	.00	.00	27.0	.0	.0	.0	10.8	.00	.5	.000	5	0	0	0	0	0
O'CONNOR, A.	MI	TCBA	.0	.00	.00	27.0	.0	.0	.0	13.5	.00	.2	.000	2	0	0	0	0	0
RICHIE, L.	MI	TCBA	1.5	2.32	1.55	36.1	8.8	6.1	2.5	4.5	.09	12.9	.190	420	102	1	2	3	0
CHECH, C.	MI	TCBA	3.1	2.48	1.82	35.9	8.9	6.3	2.2	2.7	.05	17.6	.195	751	187	0	9	0	0
POWELL, J.	MI	TCBA	5.4	2.37	1.83	35.9	9.2	7.0	1.9	2.7	.06	25.9	.215	1121	287	2	11	0	0
MALARKEY, B.	MI	TCBA	.0	3.68	1.84	38.7	9.2	7.4	1.8	5.5	.00	1.3	.203	63	15	0	0	0	0
LEEVER, S.	MI	TCBA	3.1	2.72	2.05	35.9	9.2	7.3	1.6	3.3	.04	13.5	.221	805	207	1	8	3	0
REULBACH, E.	MI	TCBA	3.9	3.14	2.33	36.4	9.4	6.6	2.6	4.5	.08	11.7	.205	1310	338	4	5	0	0
CHAPPELLE, B.	MI	TCBA	.9	3.93	3.08	37.1	9.2	7.3	1.5	4.4	.17	-2.5	.223	217	54	1	2	2	0
ALTROCK, N.	MI	TCBA	1.3	4.45	3.26	37.4	11.3	9.9	1.2	3.7	.15	-4.1	.288	252	76	1	1	1	0
DYGERT, J.	MI	TCBA	4.3	4.79	3.45	39.6	12.9	7.7	5.0	5.4	.07	-11.3	.229	562	183	0	3	3	1
HOCH, H.	MI	TCBA	.0	6.00	3.75	42.0	14.3	6.0	8.3	3.8	.00	-1.5	.195	56	19	0	0	0	0
DURHAM, B.	MI	TCBA	.0	10.80	9.45	48.6	21.6	18.9	2.7	6.8	.00	-10.1	.424	72	32	0	0	0	0
Mimosa Mirthmakers			3.5	3.11	2.30	36.7	9.8	7.1	2.4	3.8	.07	54.1	.216	5636	1500	10	41	12	1

28 Players	Tm	Lg	AVG	G	AB	R	H	2B	3B	HR	TB	RBI	SO	BB	ASB	SB	CS	SBP	GDP
LAPP, J.	MI	TCBA	.350	22	20	8	7	0	1	0	9	4	2	3	0	0	0	-	0
ALTROCK, N.	MI	TCBA	.333	28	12	0	4	0	0	0	4	0	2	0	1	1	0	100.0	0
GESSLER, D.	MI	TCBA	.323	99	375	77	121	11	10	3	161	40	44	40	21	16	5	76.2	1
HOBLITZELL, D.	MI	TCBA	.307	53	114	21	35	6	3	0	47	10	8	7	3	2	1	66.7	2
ROSSMAN, C.	MI	TCBA	.295	128	430	61	127	25	14	0	180	62	34	29	20	10	10	50.0	7
CLARKE, F.	MI	TCBA	.281	154	573	78	161	15	10	3	205	86	60	66	33	14	19	42.4	15
ANDERSON, J.	MI	TCBA	.267	107	251	39	67	12	2	0	83	29	27	26	17	14	3	82.4	3
REULBACH, E.	MI	TCBA	.264	45	106	15	28	7	3	0	41	13	22	9	3	2	1	66.7	1
BEAUMONT, G.	MI	TCBA	.264	144	496	47	131	18	5	0	159	69	55	35	24	14	10	58.3	10
DONOVAN, M.	MI	TCBA	.258	115	422	29	109	22	0	0	131	57	19	4	1	1	0	100.0	7
POWELL, J.	MI	TCBA	.257	35	101	11	26	5	2	0	35	13	16	2	0	0	0	-	3
O'LEARY, C.	MI	TCBA	.256	72	199	29	51	10	6	0	73	27	21	4	9	8	1	88.9	4
RICHIE, L.	MI	TCBA	.250	37	24	2	6	0	1	0	8	1	2	1	0	0	0	-	0
STEPHENS, J.	MI	TCBA	.240	109	313	34	75	8	1	0	85	28	45	28	0	0	0	-	8
RITCHEY, C.	MI	TCBA	.237	116	405	55	96	12	1	2	116	32	32	54	15	2	13	13.3	5
SCHAEFER, G.	MI	TCBA	.234	154	581	65	136	13	7	4	175	65	58	36	42	26	16	61.9	7
WARNER, J.	MI	TCBA	.230	68	183	20	42	4	4	0	54	13	30	12	5	4	1	80.0	3
Smith, L.	MI	TCBA	.203	63	128	9	26	0	1	0	28	16	31	5	0	0	0	-	2
HARTSEL, T.	MI	TCBA	.189	78	201	30	38	7	1	2	53	12	25	35	5	3	2	60.0	0
CHAPPELLE, B.	MI	TCBA	.167	35	6	1	1	0	0	0	1	0	0	0	0	0	0	-	1
EGAN, D.	MI	TCBA	.135	24	37	4	5	2	0	0	7	1	4	0	7	6	1	85.7	1
CHECH, C.	MI	TCBA	.128	29	47	6	6	0	0	0	6	4	10	8	0	0	0	-	1
DYGERT, J.	MI	TCBA	.125	26	40	5	5	0	0	0	5	1	9	3	0	0	0	-	0
LEEVEER, S.	MI	TCBA	.071	35	56	3	4	0	0	0	4	1	14	9	3	1	2	33.3	1
DURHAM, B.	MI	TCBA	.000	11	1	0	0	0	0	0	0	0	1	0	0	0	0	-	0
HOCH, H.	MI	TCBA	.000	5	1	0	0	0	0	0	0	0	0	0	0	0	0	-	0
MALARKEY, B.	MI	TCBA	-	13	0	0	0	0	0	0	0	0	0	0	0	0	0	-	0
O'CONNOR, A.	MI	TCBA	-	1	0	0	0	0	0	0	0	0	0	0	0	0	0	-	0
Mimosa Mirthmakers			.255	1806	5122	649	1307	177	72	14	1670	584	571	416	209	124	85	59.3	82





28 Players	Tm	Lg	AVG	OBP	SLG	OPS	ISO	SECA	TA	RCON	RC	RC/G	PA	IBB	HBP	SH	SF
LAPP, J.	MI	TCBA	.350	.458	.450	.908	.100	.250	1.000	1.9	4.6	9.6	24	0	1	0	0
ALTROCK, N.	MI	TCBA	.333	.385	.333	.718	.000	.083	.750	.5	1.9	5.7	14	0	1	1	0
GESSLER, D.	MI	TCBA	.323	.402	.429	.832	.107	.243	.881	23.3	71.6	7.3	432	1	12	2	3
HOBLITZELL, D.	MI	TCBA	.307	.365	.412	.777	.105	.175	.732	3.7	17.5	5.7	126	0	4	0	1
ROSSMAN, C.	MI	TCBA	.295	.336	.419	.755	.123	.191	.684	5.6	58.7	4.7	473	1	0	9	5
CLARKE, F.	MI	TCBA	.281	.359	.358	.717	.077	.183	.655	1.5	72.1	4.2	659	2	7	7	6
ANDERSON, J.	MI	TCBA	.267	.333	.331	.664	.064	.211	.658	1.7	31.6	4.3	289	0	2	3	6
REULBACH, E.	MI	TCBA	.264	.322	.387	.709	.123	.217	.650	.4	13.8	4.3	122	0	0	7	0
BEAUMONT, G.	MI	TCBA	.264	.307	.321	.628	.056	.135	.540	-12.3	49.3	3.3	553	1	0	13	9
DONOVAN, M.	MI	TCBA	.258	.260	.310	.570	.052	.064	.425	-19.0	33.4	2.7	437	2	0	2	9
POWELL, J.	MI	TCBA	.257	.272	.347	.618	.089	.109	.474	-3.3	9.1	2.7	115	0	0	12	0
O'LEARY, C.	MI	TCBA	.256	.289	.367	.656	.111	.166	.595	-1.7	21.7	3.6	218	0	6	7	2
RICHIE, L.	MI	TCBA	.250	.280	.333	.613	.083	.125	.500	-.8	2.4	3.4	26	0	0	1	0
STEPHENS, J.	MI	TCBA	.240	.298	.272	.569	.032	.121	.459	-12.5	26.1	2.8	349	2	0	3	5
RITCHEY, C.	MI	TCBA	.237	.349	.286	.635	.049	.156	.578	-10.3	43.2	3.4	488	1	17	9	3
SCHAEFER, G.	MI	TCBA	.234	.277	.301	.578	.067	.146	.509	-26.2	49.1	2.7	643	2	1	18	7
WARNER, J.	MI	TCBA	.230	.316	.295	.611	.066	.148	.559	-4.1	18.4	3.4	208	2	11	2	0
Smith, L.	MI	TCBA	.203	.230	.219	.448	.016	.055	.317	-11.3	6.5	1.7	135	0	0	0	2
HARTSEL, T.	MI	TCBA	.189	.318	.264	.582	.075	.254	.570	-6.2	20.5	3.2	246	0	3	7	0
CHAPPELLE, B.	MI	TCBA	.167	.167	.167	.333	.000	.000	.167	-.8	.0	.0	6	0	0	0	0
EGAN, D.	MI	TCBA	.135	.135	.189	.324	.054	.189	.382	-3.8	.9	.6	40	0	0	3	0
CHECH, C.	MI	TCBA	.128	.255	.128	.382	.000	.170	.333	-4.8	2.8	1.4	68	0	0	13	0
DYGERT, J.	MI	TCBA	.125	.186	.125	.311	.000	.075	.229	-5.5	1.3	.9	47	0	0	4	0
LEEVEER, S.	MI	TCBA	.071	.212	.071	.284	.000	.143	.273	-8.8	1.5	.7	71	0	1	5	0
DURHAM, B.	MI	TCBA	.000	.000	.000	.000	.000	.000	.000	-.3	.0	.0	1	0	0	0	0
HOCH, H.	MI	TCBA	.000	.000	.000	.000	.000	.000	.000	-.3	.0	.0	1	0	0	0	0
MALARKEY, B.	MI	TCBA	-	-	-	-	-	-	-	.0	-	-	0	0	0	0	0
O'CONNOR, A.	MI	TCBA	-	-	-	-	-	-	-	.0	-	-	0	0	0	0	0
Mimosa Mirthmakers			.255	.316	.326	.642	.071	.160	.572	-93.6	547.1	3.5	5791	14	66	128	58



Grand Rapid Wolverines Draft Picks

- 1-Fred Snodgrass
- 2--Jean Dubuc
- 3-Al Schweitzer
- 4-Roy Witherup
- 6-Gus Salve
- 7-Emmett Heidrick
- 8-Shag Shaughnessy





- 1-Art Devlin, 3B
- 2-Roger Bresnahan, C
- 3-Sam Crawford, RF
- 4-Ed Konetchy, 1B
- 5-Bob Ganley, CF
- 6-Bill Dahlen, SS
- 7-Johnny Bates, LF
- 8-Otto Knabe, 2B
- 9-Heinie Berger, P

Grand Rapids Opening Day 1909 Starting Lineup

13 Pitchers	Tm	Lg	W	L	PCT	SV	ERA	G	GS	CG	SHO	QS	IP	H	R	ER	HR	SO	BB
BRADY, K.	GW	TCBA	2	0	1.000	0	.00	2	2	2	2	2	23.0	7	0	0	0	2	2
HEIDRICK, E.	GW	TCBA	0	0	-	0	.00	1	0	0	0	0	3.0	1	1	0	0	1	2
BOULTES, J.	GW	TCBA	5	3	.625	3	2.15	26	4	2	1	2	71.0	73	24	17	3	42	16
PASTORIUS, J.	GW	TCBA	16	9	.640	0	2.20	29	29	18	4	22	237.0	178	63	58	0	74	72
Sajdak, D.	GW	TCBA	1	0	1.000	0	2.25	2	0	0	0	0	4.0	6	2	1	0	2	0
BERGER, H.	GW	TCBA	16	10	.615	0	2.26	33	26	16	4	20	231.1	175	69	58	0	108	90
SALVE, G.	GW	TCBA	0	1	.000	0	2.35	5	0	0	0	0	7.2	5	2	2	0	1	1
DOYLE, S.	GW	TCBA	5	1	.833	1	2.54	20	3	1	0	3	60.1	49	18	17	3	20	16
CICOTTE, E.	GW	TCBA	15	12	.556	3	2.64	37	28	18	4	19	238.1	210	86	70	1	125	62
DUBUC, J.	GW	TCBA	7	4	.636	4	2.76	26	10	3	1	6	101.0	78	37	31	0	47	46
BEEBE, F.	GW	TCBA	12	10	.545	1	2.94	29	25	12	2	17	189.2	159	80	62	1	87	74
KILLIAN, E.	GW	TCBA	10	10	.500	0	2.99	25	22	12	2	11	189.2	188	78	63	3	59	46
WITHERUP, R.	GW	TCBA	3	2	.600	0	3.21	18	5	3	1	4	56.0	61	24	20	0	38	16
Grand Rapids Wolverines			92	62	.597	12	2.54	253	154	87	21	106	1412.0	1190	484	399	11	606	443

13 Pitchers	Tm	Lg	SUP/9	R/9	ERA	BF/9	BR/9	H/9	BB/9	SO/9	HR/9	ERPT	OBA	BF	BR	IBB	HB	WP	BK
BRADY, K.	GW	TCBA	3.5	.00	.00	29.7	3.5	2.7	.8	.8	.00	6.8	.099	76	9	0	0	0	0
HEIDRICK, E.	GW	TCBA	.0	3.00	.00	36.0	9.0	3.0	6.0	3.0	.00	.9	.111	12	3	0	0	0	0
BOULTES, J.	GW	TCBA	.5	3.04	2.15	38.3	11.8	9.3	2.0	5.3	.38	3.9	.266	302	93	0	4	0	0
PASTORIUS, J.	GW	TCBA	3.4	2.39	2.20	36.4	10.1	6.8	2.7	2.8	.00	11.9	.209	959	266	0	16	8	0
Sajdak, D.	GW	TCBA	.0	4.50	2.25	42.8	13.5	13.5	.0	4.5	.00	.2	.316	19	6	0	0	0	0
BERGER, H.	GW	TCBA	3.8	2.68	2.26	36.4	10.6	6.8	3.5	4.2	.00	10.2	.217	936	273	0	8	2	0
SALVE, G.	GW	TCBA	.0	2.35	2.35	34.0	8.2	5.9	1.2	1.2	.00	.3	.185	29	7	0	1	0	0
DOYLE, S.	GW	TCBA	2.5	2.69	2.54	36.4	9.7	7.3	2.1	3.0	.45	.8	.223	244	65	2	2	0	0
CICOTTE, E.	GW	TCBA	4.1	3.25	2.64	36.6	10.7	7.9	2.3	4.7	.04	.3	.241	969	284	0	12	10	0
DUBUC, J.	GW	TCBA	2.9	3.30	2.76	37.1	11.4	7.0	4.1	4.2	.00	-1.2	.225	416	128	0	4	1	0
BEEBE, F.	GW	TCBA	3.9	3.80	2.94	37.2	11.2	7.5	3.5	4.1	.05	-6.0	.230	784	237	0	4	0	0
KILLIAN, E.	GW	TCBA	3.7	3.70	2.99	37.5	11.4	8.9	2.2	2.8	.14	-7.0	.260	791	241	0	7	1	0
WITHERUP, R.	GW	TCBA	3.1	3.86	3.21	38.9	12.7	9.8	2.6	6.1	.00	-3.5	.284	242	79	0	2	0	0
Grand Rapids Wolverines			3.4	3.08	2.54	36.8	10.8	7.6	2.8	3.9	.07	17.5	.232	5779	1691	2	60	22	0



27 Players	Tm	Lg	AVG	G	AB	R	H	2B	3B	HR	TB	RBI	SO	BB	ASB	SB	CS	SBP	GDP
YEAGER, J.	GW	TCBA	.333	11	15	3	5	1	0	0	6	2	0	2	1	1	0	100.0	0
BRADY, K.	GW	TCBA	.333	2	9	0	3	0	0	0	3	2	0	0	0	0	0	-	0
STORKE, A.	GW	TCBA	.319	43	69	15	22	2	5	0	34	10	6	4	3	3	0	100.0	1
CRAWFORD, S.	GW	TCBA	.317	154	612	88	194	39	13	5	274	105	68	44	21	5	16	23.8	8
SHAUGHNESSY, S.	GW	TCBA	.304	19	23	2	7	0	0	0	7	2	0	0	1	1	0	100.0	0
BRESNAHAN, R.	GW	TCBA	.287	135	498	86	143	34	4	0	185	62	48	73	15	5	10	33.3	7
SCHWEITZER, A.	GW	TCBA	.273	46	110	15	30	2	0	1	35	13	10	14	0	0	0	-	0
DEVLIN, A.	GW	TCBA	.263	149	571	108	150	24	6	3	195	42	59	78	34	13	21	38.2	4
BOULTES, J.	GW	TCBA	.250	26	12	2	3	0	0	0	3	1	1	1	1	1	0	100.0	0
BATES, J.	GW	TCBA	.246	124	460	50	113	14	6	0	139	62	45	44	29	19	10	65.5	8
KONETCHY, E.	GW	TCBA	.234	147	559	75	131	24	10	5	190	85	58	41	33	17	16	51.5	13
GANLEY, B.	GW	TCBA	.231	152	555	48	128	20	9	0	166	60	83	55	25	16	9	64.0	10
Sajdak, D.	GW	TCBA	.228	32	57	7	13	5	1	1	23	7	13	8	0	0	0	-	0
DUBUC, J.	GW	TCBA	.226	26	31	6	7	3	0	0	10	1	2	0	0	0	0	-	0
HEIDRICK, E.	GW	TCBA	.220	27	50	11	11	2	3	1	22	9	6	0	1	1	0	100.0	0
DAHLEN, B.	GW	TCBA	.217	150	557	44	121	26	3	1	156	63	70	34	21	6	15	28.6	14
KNABE, O.	GW	TCBA	.199	154	528	65	105	23	7	0	142	41	73	53	20	8	12	40.0	8
SHAW, A.	GW	TCBA	.196	23	56	6	11	2	0	0	13	8	6	3	0	0	0	-	1
DOYLE, S.	GW	TCBA	.167	20	12	3	2	0	0	0	2	1	0	3	0	0	0	-	1
CICOTTE, E.	GW	TCBA	.163	37	80	9	13	2	0	0	15	3	16	4	3	3	0	100.0	3
BERGER, H.	GW	TCBA	.158	33	76	3	12	5	0	0	17	8	12	1	0	0	0	-	2
PASTORIUS, J.	GW	TCBA	.135	29	74	5	10	0	1	0	12	3	11	7	0	0	0	-	1
BEEBE, F.	GW	TCBA	.130	29	69	6	9	0	1	0	11	7	14	0	0	0	0	-	2
KILLIAN, E.	GW	TCBA	.125	25	64	2	8	3	0	0	11	5	18	0	0	0	0	-	1
WITHERUP, R.	GW	TCBA	.000	18	13	0	0	0	0	0	0	0	0	0	0	0	0	-	0
SNODGRASS, F.	GW	TCBA	.000	10	11	3	0	0	0	0	0	0	2	0	0	0	0	-	0
SALVE, G.	GW	TCBA	.000	5	1	0	0	0	0	0	0	0	0	0	0	0	0	-	0
Grand Rapids Wolverines			.242	1626	5172	662	1251	231	69	17	1671	602	621	469	208	99	109	47.6	84

27 Players	Tm	Lg	AVG	OBP	SLG	OPS	ISO	SECA	TA	RCON	RC	RC/G	PA	IBB	HBP	SH	SF
YEAGER, J.	GW	TCBA	.333	.500	.400	.900	.067	.267	1.200	2.1	3.9	10.6	20	0	3	0	0
BRADY, K.	GW	TCBA	.333	.333	.333	.667	.000	.000	.500	-.1	1.0	4.5	9	0	0	0	0
STORKE, A.	GW	TCBA	.319	.351	.493	.844	.174	.275	.854	4.1	12.5	6.8	75	0	0	1	1
CRAWFORD, S.	GW	TCBA	.317	.362	.448	.810	.131	.185	.740	17.7	95.1	5.5	686	13	4	18	8
SHAUGHNESSY, S.	GW	TCBA	.304	.304	.304	.609	.000	.043	.500	-.5	2.3	3.9	23	0	0	0	0
BRESNAHAN, R.	GW	TCBA	.287	.384	.371	.756	.084	.221	.723	12.4	75.2	5.1	600	0	6	22	1
SCHWEITZER, A.	GW	TCBA	.273	.367	.318	.685	.045	.173	.650	1.0	14.4	4.8	128	3	3	0	1
DEVLIN, A.	GW	TCBA	.263	.370	.342	.712	.079	.201	.691	2.4	77.0	4.5	683	1	22	8	4
BOULTES, J.	GW	TCBA	.250	.308	.250	.558	.000	.167	.556	-.2	1.2	3.3	14	0	0	1	0
BATES, J.	GW	TCBA	.246	.310	.302	.612	.057	.172	.559	-11.8	45.6	3.2	521	1	2	8	7
KONETCHY, E.	GW	TCBA	.234	.306	.340	.646	.106	.181	.586	-12.7	57.2	3.2	641	2	20	13	8
GANLEY, B.	GW	TCBA	.231	.302	.299	.601	.068	.180	.538	-17.5	53.0	3.0	639	1	3	23	3
Sajdak, D.	GW	TCBA	.228	.323	.404	.727	.175	.316	.705	.8	8.1	4.9	66	0	0	1	0
DUBUC, J.	GW	TCBA	.226	.226	.323	.548	.097	.097	.417	-1.8	2.3	2.5	32	0	0	1	0
HEIDRICK, E.	GW	TCBA	.220	.212	.440	.652	.220	.240	.590	-1.1	5.0	3.3	52	0	0	0	2
DAHLEN, B.	GW	TCBA	.217	.263	.280	.543	.063	.108	.428	-36.9	37.2	2.1	607	1	3	6	7
KNABE, O.	GW	TCBA	.199	.275	.269	.544	.070	.163	.467	-31.7	39.8	2.3	603	4	4	13	4
SHAW, A.	GW	TCBA	.196	.250	.232	.482	.036	.089	.370	-4.2	3.3	1.9	60	0	1	0	0
DOYLE, S.	GW	TCBA	.167	.333	.167	.500	.000	.250	.455	-.6	.7	1.8	15	0	0	0	0
CICOTTE, E.	GW	TCBA	.163	.202	.188	.390	.025	.113	.314	-7.9	3.4	1.1	93	0	0	9	0
BERGER, H.	GW	TCBA	.158	.167	.224	.390	.066	.079	.273	-8.4	2.9	1.0	89	0	0	10	1
PASTORIUS, J.	GW	TCBA	.135	.210	.162	.372	.027	.122	.292	-8.5	3.2	1.2	89	0	0	8	0
BEEBE, F.	GW	TCBA	.130	.129	.159	.288	.029	.029	.177	-10.3	1.2	.5	71	0	0	1	1
KILLIAN, E.	GW	TCBA	.125	.123	.172	.295	.047	.047	.193	-9.3	1.4	.6	71	0	0	6	1
WITHERUP, R.	GW	TCBA	.000	.000	.000	.000	.000	.000	.000	-3.3	.0	.0	14	0	0	1	0
SNODGRASS, F.	GW	TCBA	.000	.000	.000	.000	.000	.000	.000	-2.8	.0	.0	11	0	0	0	0
SALVE, G.	GW	TCBA	.000	.000	.000	.000	.000	.000	.000	-.3	.0	.0	1	0	0	0	0
Grand Rapids Wolverines			.242	.311	.323	.634	.081	.170	.561	-129.1	529.8	3.3	5913	26	71	150	49



WELCOME TO
WAUKESHA





FREEMEN

1-Jack Warhop 2-Jerry Freeman 4-Jack Ryan 5-Tubby Spencer 6-Ed Foster 7-Bill Mack 8-Tom Daley
XFA-Dave Brain, Bob Edmundson, Scotty Barr, Jack Hayden, Homer Davidson

Waukesha Freeman Draft Picks



Waukesha 1909 Opening Day Lineup



- 1-Honus Wagner, SS
- 2-Miller Huggins, 2B
- 3-Jake Stahl, LF
- 4-Jerry Freeman, 1B
- 5-Johnny Kling, C
- 6-Al Burch, CF
- 7-Sage Sajdak, 3B
- 8-Mike Mitchell, RF
- 9-Addie Joss, P





12 Pitchers	Tm	Lg	W	L	PCT	SV	ERA	G	GS	CG	SHO	QS	IP	H	R	ER	HR	SO	BB
JOSS, A.	WA	TCBA	27	8	.771	2	1.05	44	38	27	5	37	342.2	180	57	40	2	160	53
RYAN, J.	WA	TCBA	2	0	1.000	5	1.32	24	0	0	0	0	41.0	19	7	6	0	10	17
FOSTER, S.	WA	TCBA	2	2	.500	2	1.33	18	0	0	0	0	27.0	18	7	4	0	8	8
DINNEEN, B.	WA	TCBA	16	5	.762	2	1.68	29	18	13	1	15	177.0	121	53	33	0	51	50
BURCHELL, F.	WA	TCBA	4	6	.400	1	2.36	24	6	2	0	2	72.1	64	28	19	1	38	40
CAMPBELL, B.	WA	TCBA	12	15	.444	0	2.98	38	31	9	1	18	238.2	228	99	79	0	69	65
MACK, B.	WA	TCBA	0	0	-	0	3.00	4	0	0	0	0	6.0	4	5	2	0	2	1
LEIFIELD, L.	WA	TCBA	10	16	.385	0	3.27	35	31	8	1	11	237.0	204	119	86	2	130	100
WARHOP, J.	WA	TCBA	1	0	1.000	0	3.46	12	0	0	0	0	26.0	35	14	10	0	8	5
FERGUSON, G.	WA	TCBA	5	5	.500	2	3.51	29	11	4	1	6	107.2	92	57	42	0	66	57
THIELMAN, J.	WA	TCBA	0	1	.000	0	3.86	6	0	0	0	0	9.1	14	6	4	0	2	3
WEIMER, J.	WA	TCBA	6	11	.353	0	4.85	22	19	5	2	9	117.0	135	76	63	2	42	63
Waukesha Freeman			85	69	.552	14	2.49	285	154	68	11	98	1401.2	1114	528	388	7	586	462

12 Pitchers	Tm	Lg	SUP/9	R/9	ERA	BF/9	BR/9	H/9	BB/9	SO/9	HR/9	ERPT	OBA	BF	BR	IBB	HB	WP	BK
JOSS, A.	WA	TCBA	4.3	1.50	1.05	33.4	6.2	4.7	1.3	4.2	.05	61.1	.153	1270	236	4	7	4	0
RYAN, J.	WA	TCBA	.0	1.54	1.32	33.1	7.9	4.2	3.5	2.2	.00	6.1	.148	151	36	1	1	0	0
FOSTER, S.	WA	TCBA	.0	2.33	1.33	34.3	10.0	6.0	2.7	2.7	.00	4.0	.207	103	30	0	4	0	0
DINNEEN, B.	WA	TCBA	3.4	2.69	1.68	35.4	8.7	6.2	2.3	2.6	.00	19.2	.195	697	172	4	5	0	0
BURCHELL, F.	WA	TCBA	2.2	3.48	2.36	39.8	12.8	8.0	4.7	4.7	.12	2.3	.242	320	103	2	1	0	0
CAMPBELL, B.	WA	TCBA	3.2	3.73	2.98	37.9	11.0	8.6	2.2	2.6	.00	-8.6	.251	1004	292	7	6	1	0
MACK, B.	WA	TCBA	.0	7.50	3.00	39.0	9.0	6.0	1.5	3.0	.00	-.2	.174	26	6	0	1	0	0
LEIFIELD, L.	WA	TCBA	4.1	4.52	3.27	38.8	12.0	7.7	3.8	4.9	.08	-16.1	.234	1023	317	1	14	3	0
WARHOP, J.	WA	TCBA	.0	4.85	3.46	38.4	13.8	12.1	1.7	2.8	.00	-2.3	.337	111	40	0	0	0	0
FERGUSON, G.	WA	TCBA	2.1	4.76	3.51	39.9	12.6	7.7	4.3	5.5	.00	-10.2	.231	477	151	5	7	1	0
THIELMAN, J.	WA	TCBA	.0	5.79	3.86	42.4	16.4	13.5	2.9	1.9	.00	-1.2	.350	44	17	0	0	0	0
WEIMER, J.	WA	TCBA	4.3	5.85	4.85	41.5	15.2	10.4	4.7	3.2	.15	-28.5	.294	539	197	2	1	4	0
Waukesha Freeman			3.3	3.39	2.49	37.0	10.3	7.2	2.8	3.8	.04	25.5	.219	5765	1597	26	47	13	0



29 Players	Tm	Lg	AVG	G	AB	R	H	2B	3B	HR	TB	RBI	SO	BB	ASB	SB	CS	SBP	GDP
HAYDEN, J.	WA	TCBA	.412	8	17	3	7	2	0	0	9	3	0	1	0	0	0	-	0
WAGNER, H.	WA	TCBA	.342	151	611	108	209	42	12	6	293	64	49	71	66	45	21	68.2	4
FREEMAN, J.	WA	TCBA	.310	115	419	42	130	21	3	0	157	59	38	22	13	1	12	7.7	7
KLING, J.	WA	TCBA	.306	89	284	35	87	23	4	3	127	48	36	16	12	6	6	50.0	2
BURCH, A.	WA	TCBA	.270	86	282	32	76	5	4	2	95	30	32	24	13	9	4	69.2	3
STAHL, J.	WA	TCBA	.265	147	550	77	146	23	14	0	197	90	43	37	62	39	23	62.9	7
DINNEEN, B.	WA	TCBA	.250	29	60	4	15	3	0	0	18	7	6	1	0	0	0	-	3
PICKERING, O.	WA	TCBA	.243	80	226	19	55	6	4	0	69	21	32	25	14	4	10	28.6	3
ISELL, F.	WA	TCBA	.242	80	236	25	57	9	3	0	72	31	34	13	15	10	5	66.7	1
NEEDHAM, T.	WA	TCBA	.241	32	87	10	21	2	0	0	23	5	8	12	0	0	0	-	2
BURCHELL, F.	WA	TCBA	.222	24	18	0	4	0	0	0	4	4	5	0	0	0	0	-	0
Sajdak, K.	WA	TCBA	.218	150	568	50	124	21	1	5	162	53	116	29	0	0	0	-	18
FERGUSON, G.	WA	TCBA	.211	29	19	2	4	0	0	0	4	2	3	5	0	0	0	-	0
HOEY, J.	WA	TCBA	.208	25	24	4	5	0	0	0	5	1	1	0	2	1	1	50.0	1
MITCHELL, M.	WA	TCBA	.208	146	500	68	104	10	10	1	137	33	78	64	18	11	7	61.1	6
HUGGINS, M.	WA	TCBA	.207	138	532	66	110	12	7	0	136	42	69	65	42	24	18	57.1	6
KILLEFER, R.	WA	TCBA	.207	55	121	11	25	1	0	0	26	11	13	4	4	3	1	75.0	1
SPENCER, T.	WA	TCBA	.202	108	357	25	72	7	0	0	79	31	47	13	1	0	1	.0	9
WEIMER, J.	WA	TCBA	.167	22	30	7	5	0	0	0	5	1	1	3	0	0	0	-	1
LEIFIELD, L.	WA	TCBA	.147	35	68	11	10	2	1	0	14	8	13	9	1	1	0	100.0	1
CAMPBELL, B.	WA	TCBA	.135	38	74	4	10	0	1	0	12	6	13	4	0	0	0	-	1
JOSS, A.	WA	TCBA	.081	44	99	10	8	1	0	0	9	6	16	16	2	1	1	50.0	1
DALEY, T.	WA	TCBA	.056	20	18	1	1	0	0	0	1	1	1	3	1	0	1	.0	2
WARHOP, J.	WA	TCBA	.000	12	7	0	0	0	0	0	0	0	0	0	0	0	0	-	0
RYAN, J.	WA	TCBA	.000	24	2	1	0	0	0	0	0	0	1	2	1	0	1	.0	0
FOSTER, S.	WA	TCBA	.000	18	1	0	0	0	0	0	0	1	0	0	0	0	0	-	0
BRAIN, D.	WA	TCBA	.000	1	1	0	0	0	0	0	0	0	1	0	0	0	0	-	0
MACK, B.	WA	TCBA	.000	4	1	0	0	0	0	0	0	0	0	0	0	0	0	-	0
THIELMAN, J.	WA	TCBA	.000	6	1	0	0	0	0	0	0	0	0	0	0	0	0	-	0
Waukesha Freeman			.246	1716	5213	615	1285	190	64	17	1654	558	656	439	267	155	112	58.1	79



29 Players	Tm	Lg	AVG	OBP	SLG	OPS	ISO	SECA	TA	RCON	RC	RC/G	PA	IBB	HBP	SH	SF
HAYDEN, J.	WA	TCBA	.412	.444	.529	.974	.118	.176	1.000	1.7	4.1	11.1	18	0	0	0	0
WAGNER, H.	WA	TCBA	.342	.412	.480	.891	.137	.293	.970	48.3	127.0	7.9	693	3	5	1	5
FREEMAN, J.	WA	TCBA	.310	.342	.375	.717	.064	.091	.588	-2.9	49.9	4.3	450	0	1	3	5
KLING, J.	WA	TCBA	.306	.343	.447	.790	.141	.197	.732	7.5	43.0	5.5	308	1	1	5	2
BURCH, A.	WA	TCBA	.270	.330	.337	.667	.067	.170	.615	-1.5	33.6	4.1	320	1	3	8	3
STAHL, J.	WA	TCBA	.265	.338	.358	.696	.093	.189	.691	.8	68.9	4.2	626	1	27	4	7
DINNEEN, B.	WA	TCBA	.250	.258	.300	.558	.050	.067	.396	-3.0	4.1	2.1	65	0	0	3	1
PICKERING, O.	WA	TCBA	.243	.320	.305	.626	.062	.146	.543	-9.1	21.5	3.1	256	0	2	0	3
ISELL, F.	WA	TCBA	.242	.283	.305	.589	.064	.140	.524	-8.8	21.5	3.1	254	0	2	0	3
NEEDHAM, T.	WA	TCBA	.241	.365	.264	.630	.023	.161	.588	-.6	9.8	3.7	107	0	5	3	0
BURCHELL, F.	WA	TCBA	.222	.222	.222	.444	.000	.000	.286	-1.7	.9	1.7	18	0	0	0	0
Sajdak, K.	WA	TCBA	.218	.259	.285	.544	.067	.118	.420	-31.0	39.3	2.3	602	0	3	0	2
FERGUSON, G.	WA	TCBA	.211	.375	.211	.586	.000	.263	.600	-.3	2.6	3.2	31	0	0	7	0
HOEY, J.	WA	TCBA	.208	.208	.208	.417	.000	.000	.286	-2.8	.7	.9	24	0	0	0	0
MITCHELL, M.	WA	TCBA	.208	.298	.274	.572	.066	.202	.521	-20.7	44.5	2.9	572	1	1	5	2
HUGGINS, M.	WA	TCBA	.207	.295	.256	.550	.049	.182	.509	-28.4	43.6	2.5	621	0	2	19	2
KILLEFER, R.	WA	TCBA	.207	.230	.215	.445	.008	.058	.337	-10.5	6.2	1.7	126	0	0	0	1
SPENCER, T.	WA	TCBA	.202	.232	.221	.453	.020	.053	.319	-31.4	17.4	1.6	377	1	2	2	3
WEIMER, J.	WA	TCBA	.167	.242	.167	.409	.000	.100	.308	-3.0	1.6	1.3	39	0	0	6	0
LEIFIELD, L.	WA	TCBA	.147	.241	.206	.446	.059	.206	.407	-5.4	4.6	1.8	88	0	0	8	2
CAMPBELL, B.	WA	TCBA	.135	.190	.162	.352	.027	.081	.262	-9.2	2.8	1.0	86	0	1	7	0
JOSS, A.	WA	TCBA	.081	.209	.091	.300	.010	.172	.280	-13.8	3.4	.9	126	0	0	11	0
DALEY, T.	WA	TCBA	.056	.227	.056	.283	.000	.111	.250	-3.1	.2	.3	22	0	1	0	0
WARHOP, J.	WA	TCBA	.000	.000	.000	.000	.000	.000	.000	-1.8	.0	.0	7	0	0	0	0
RYAN, J.	WA	TCBA	.000	.500	.000	.500	.000	.500	.667	-.4	.1	1.2	4	0	0	0	0
FOSTER, S.	WA	TCBA	.000	.500	.000	.500	.000	.000	1.000	.1	.1	3.5	2	0	1	0	0
BRAIN, D.	WA	TCBA	.000	.000	.000	.000	.000	.000	.000	-.3	.0	.0	1	0	0	0	0
MACK, B.	WA	TCBA	.000	.000	.000	.000	.000	.000	.000	-.3	.0	.0	1	0	0	0	0
THIELMAN, J.	WA	TCBA	.000	.000	.000	.000	.000	.000	.000	-.3	.0	.0	1	0	0	0	0
Waukesha Freeman			.246	.310	.317	.627	.071	.163	.560	-131.5	525.5	3.3	5845	8	57	92	41

PITTSBURGH



1914-1925

REBELS

PITTSBURGH REBEL DRAFT PICKS

**1-Joe Wood 3-Beals Becker 4-Marty O'Toole 5-Chappy Charles
6-Tommy McMillan 7-Harry Billiard 8-Joe Dunn**




PITTSBURGH REBELS STARTING LINEUP 1909 OPENING DAY



FERRIS, ST. LOUIS AMER.



TINKER, CHICAGO NAT'L




SLAGLE, BALTIMORE



OF THE
NEW YORK NATIONALS



Osborn, Philadelphia, N.L.



MCQUILLAN, PHILA. NAT'L



BOWERMAN, BOSTON NAT'L



ABBATICCHIO, PITTSBURG



STOVALL, CLEVELAND

- 1-Fred Osborn, RF
- 2-Ed Abbaticchio, 2B
- 3-George Stovall, 1B
- 4-Joe Tinker, SS
- 5-Hobe Ferris, 3B
- 6-Jimmy Slagle, LF
- 7-Beals Becker, CF
- 8-Frank Bowerman, C
- 9-George McQuillan, P

11 Pitchers	Tm	Lg	W	L	PCT	SV	ERA	G	GS	CG	SHO	QS	IP	H	R	ER	HR	SO	BB
McQUILLAN, G.	PR	TCBA	24	12	.667	1	1.65	40	37	30	11	29	332.2	187	80	61	3	83	90
YOUNG, I.	PR	TCBA	14	8	.636	0	2.05	26	23	14	3	16	206.1	168	58	47	1	94	48
WADDELL, R.	PR	TCBA	19	18	.514	1	2.08	41	36	34	5	26	325.0	199	97	75	5	251	99
FROMME, A.	PR	TCBA	6	3	.667	0	2.09	17	10	7	2	5	90.1	73	28	21	0	72	43
BILLIARD, H.	PR	TCBA	0	0	-	0	2.16	7	0	0	0	0	16.2	16	4	4	0	15	3
CORRIDON, F.	PR	TCBA	12	11	.522	0	2.48	24	21	18	3	15	188.2	179	62	52	0	49	42
WOOD, J.	PR	TCBA	0	2	.000	2	2.55	10	1	1	0	1	24.2	16	7	7	0	10	11
FLAHERTY, P.	PR	TCBA	2	12	.143	0	2.82	16	14	9	1	8	111.2	115	48	35	1	45	35
NEWTON, D.	PR	TCBA	2	6	.250	0	4.22	15	9	3	0	4	70.1	67	38	33	1	52	38
KROH, R.	PR	TCBA	0	2	.000	0	4.41	3	2	2	0	0	16.1	16	8	8	0	17	3
O'TOOLE, M.	PR	TCBA	0	1	.000	0	7.56	2	1	0	0	0	8.1	11	7	7	0	2	5
Pittsburgh Rebels			79	75	.513	4	2.26	201	154	118	25	104	1391.0	1047	437	350	11	690	417

11 Pitchers	Tm	Lg	SUP/9	R/9	ERA	BF/9	BR/9	H/9	BB/9	SO/9	HR/9	ERPT	OBA	BF	BR	IBB	HB	WP	BK
McQUILLAN, G.	PR	TCBA	3.8	2.16	1.65	34.3	7.8	5.1	2.4	2.2	.08	37.1	.167	1268	289	1	13	4	0
YOUNG, I.	PR	TCBA	2.7	2.53	2.05	35.5	9.6	7.3	2.0	4.1	.04	13.9	.225	815	220	3	7	0	0
WADDELL, R.	PR	TCBA	3.0	2.69	2.08	35.4	8.4	5.5	2.6	7.0	.14	20.9	.177	1279	303	5	10	13	0
FROMME, A.	PR	TCBA	4.7	2.79	2.09	37.1	11.8	7.3	4.2	7.2	.00	5.6	.227	372	118	1	3	3	0
BILLIARD, H.	PR	TCBA	.0	2.16	2.16	35.6	10.3	8.6	1.6	8.1	.00	.9	.262	66	19	0	0	0	0
CORRIDON, F.	PR	TCBA	2.6	2.96	2.48	36.2	10.8	8.5	2.0	2.3	.00	3.7	.262	759	227	1	7	2	0
WOOD, J.	PR	TCBA	.0	2.55	2.55	35.0	9.5	5.8	3.6	3.6	.00	.3	.200	96	26	1	0	0	0
FLAHERTY, P.	PR	TCBA	1.5	3.87	2.82	38.4	12.0	9.3	2.6	3.6	.08	-2.1	.268	477	149	3	2	7	0
NEWTON, D.	PR	TCBA	2.3	4.86	4.22	39.8	13.7	8.6	4.9	6.7	.13	-12.3	.253	311	107	0	2	4	0
KROH, R.	PR	TCBA	2.8	4.41	4.41	36.9	10.5	8.8	1.7	9.4	.00	-3.2	.258	67	19	0	0	2	0
O'TOOLE, M.	PR	TCBA	5.4	7.56	7.56	43.2	17.3	11.9	5.4	2.2	.00	-4.5	.333	40	16	0	0	0	0
Pittsburgh Rebels			3.0	2.83	2.26	35.9	9.7	6.8	2.6	4.5	.07	60.3	.212	5550	1493	15	44	35	0

27 Players	Tm	Lg	AVG	G	AB	R	H	2B	3B	HR	TB	RBI	SO	BB	ASB	SB	CS	SBP	GDP
THOMAS, I.	PR	TCBA	.328	33	64	5	21	1	0	0	22	4	3	6	0	0	0	-	1
DUNN, J.	PR	TCBA	.300	8	10	0	3	0	0	0	3	3	0	0	0	0	0	-	0
TINKER, J.	PR	TCBA	.276	152	566	79	156	29	10	9	232	79	53	42	56	23	33	41.1	8
STOVALL, G.	PR	TCBA	.267	145	577	55	154	36	5	0	200	47	55	21	19	11	8	57.9	6
OSBORN, F.	PR	TCBA	.259	145	588	68	152	16	10	1	191	46	60	46	31	15	16	48.4	4
FERRIS, H.	PR	TCBA	.254	149	562	42	143	25	5	0	178	68	54	24	9	4	5	44.4	6
CHARLES, C.	PR	TCBA	.250	9	8	1	2	0	0	0	2	1	1	0	0	0	0	-	1
FROMME, A.	PR	TCBA	.233	17	30	5	7	0	0	0	7	4	1	0	0	0	0	-	0
BOWERMAN, F.	PR	TCBA	.226	144	500	37	113	8	2	1	128	37	74	32	15	7	8	46.7	8
ABBATICCHIO, E.	PR	TCBA	.222	139	451	65	100	16	3	0	122	43	58	71	19	8	11	42.1	8
SPEAKER, T.	PR	TCBA	.221	132	457	52	101	4	8	1	124	36	63	25	8	6	2	75.0	13
McMILLAN, T.	PR	TCBA	.220	43	132	8	29	2	0	0	31	13	16	7	9	6	3	66.7	2
SLAGLE, J.	PR	TCBA	.215	77	251	32	54	3	0	0	57	15	34	42	26	22	4	84.6	4
Flanagan, B.	PR	TCBA	.200	28	35	1	7	2	0	0	9	1	6	2	0	0	0	-	2
MALONEY, B.	PR	TCBA	.200	14	20	4	4	0	0	0	4	1	0	2	1	1	0	100.0	0
YOUNG, I.	PR	TCBA	.191	26	68	2	13	0	0	0	13	3	14	1	0	0	0	-	2
BECKER, B.	PR	TCBA	.190	85	273	26	52	3	2	0	59	21	45	20	19	12	7	63.2	5
McQUILLAN, G.	PR	TCBA	.164	40	110	9	18	2	0	0	20	5	20	11	2	0	2	.0	5
FLAHERTY, P.	PR	TCBA	.161	16	31	3	5	0	0	0	5	0	5	1	3	2	1	66.7	0
BYRNE, B.	PR	TCBA	.129	52	140	9	18	2	1	0	22	6	21	14	4	2	2	50.0	2
WADDELL, R.	PR	TCBA	.118	41	102	5	12	7	0	2	25	10	11	8	0	0	0	-	2
NEWTON, D.	PR	TCBA	.118	15	17	2	2	0	0	0	2	3	1	1	0	0	0	-	1
CORRIDON, F.	PR	TCBA	.054	24	56	2	3	0	0	0	3	2	11	6	2	2	0	100.0	0
KROH, R.	PR	TCBA	.000	3	5	0	0	0	0	0	0	0	0	1	0	0	0	-	0
WOOD, J.	PR	TCBA	.000	10	4	0	0	0	0	0	0	0	1	0	0	0	0	-	0
BILLIARD, H.	PR	TCBA	.000	7	3	1	0	0	0	0	0	1	0	1	0	0	0	-	1
O'TOOLE, M.	PR	TCBA	.000	2	3	0	0	0	0	0	0	0	0	0	0	0	0	-	0
Pittsburgh Rebels			.231	1556	5063	513	1169	156	46	14	1459	449	607	384	223	121	102	54.3	81

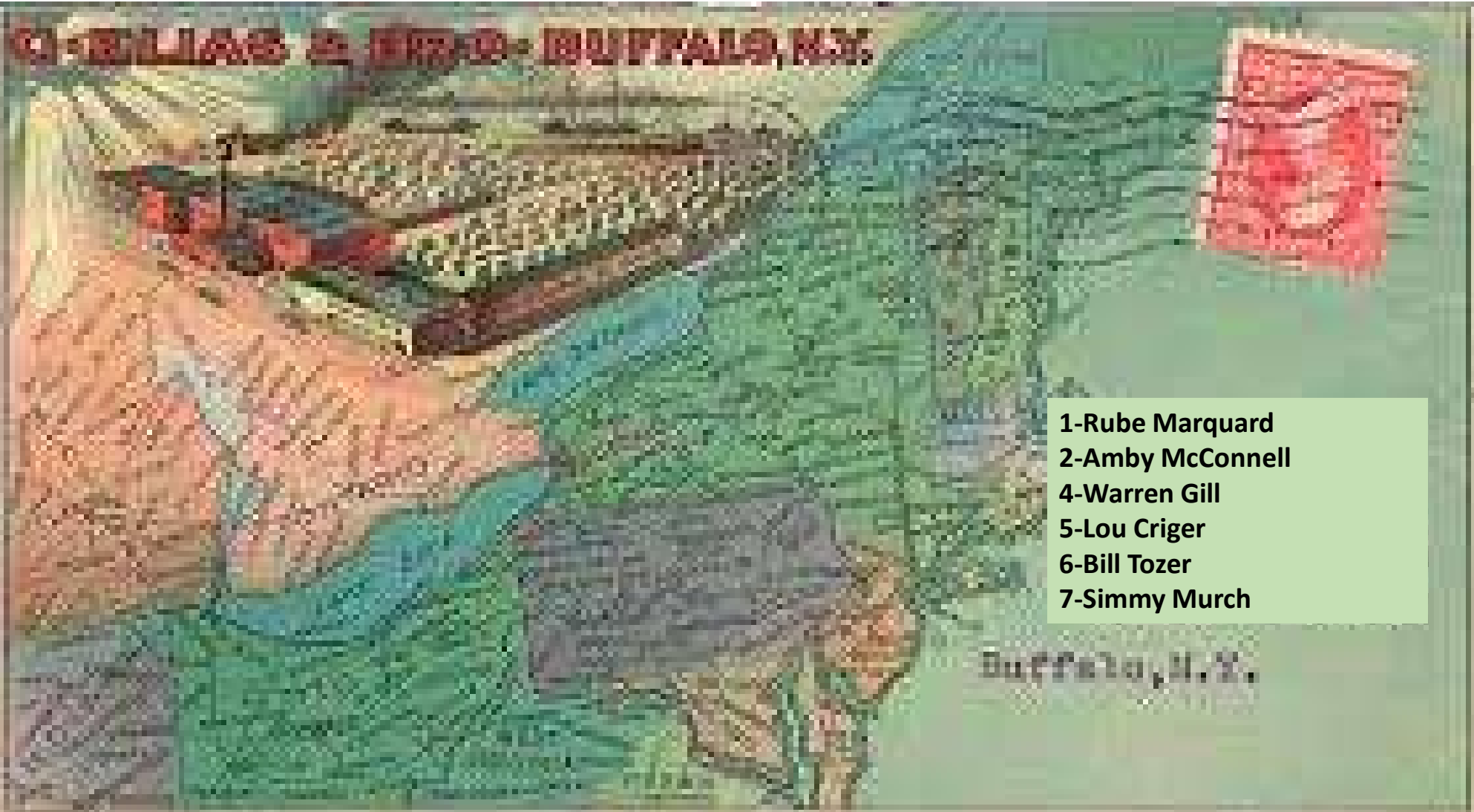


27 Players	Tm	Lg	AVG	OBP	SLG	OPS	ISO	SECA	TA	RCON	RC	RC/G	PA	IBB	HBP	SH	SF
THOMAS, I.	PR	TCBA	.328	.394	.344	.738	.016	.109	.659	1.6	9.1	5.6	71	0	1	0	0
DUNN, J.	PR	TCBA	.300	.300	.300	.600	.000	.000	.429	-.4	.9	3.5	10	0	0	0	0
TINKER, J.	PR	TCBA	.276	.324	.410	.734	.134	.191	.663	-5.2	67.3	3.8	637	0	2	19	8
STOVALL, G.	PR	TCBA	.267	.291	.347	.638	.080	.121	.533	-14.1	58.1	3.4	621	0	1	16	5
OSBORN, F.	PR	TCBA	.259	.314	.325	.638	.066	.143	.559	-16.0	60.7	3.5	651	2	3	10	4
FERRIS, H.	PR	TCBA	.254	.283	.317	.600	.062	.103	.479	-21.6	50.2	3.1	600	2	0	10	4
CHARLES, C.	PR	TCBA	.250	.250	.250	.500	.000	.000	.286	-.6	.3	1.0	8	0	0	0	0
FROMME, A.	PR	TCBA	.233	.233	.233	.467	.000	.000	.304	-2.5	1.8	1.9	33	0	0	3	0
BOWERMAN, F.	PR	TCBA	.226	.275	.256	.531	.030	.092	.422	-31.1	35.3	2.3	546	0	3	6	4
ABBATICCHIO, E.	PR	TCBA	.222	.333	.271	.603	.049	.200	.554	-14.1	44.0	3.1	538	1	4	12	0
SPEAKER, T.	PR	TCBA	.221	.277	.271	.548	.050	.114	.450	-22.9	35.3	2.4	515	0	12	17	4
McMILLAN, T.	PR	TCBA	.220	.259	.235	.494	.015	.091	.407	-9.4	8.2	2.0	143	0	0	4	0
SLAGLE, J.	PR	TCBA	.215	.332	.227	.559	.012	.251	.600	-4.7	25.2	3.1	306	0	2	11	0
Flanagan, B.	PR	TCBA	.200	.243	.257	.500	.057	.114	.367	-2.4	1.8	1.6	37	0	0	0	0
MALONEY, B.	PR	TCBA	.200	.273	.200	.473	.000	.150	.438	-1.2	1.4	2.3	22	0	0	0	0
YOUNG, I.	PR	TCBA	.191	.203	.191	.394	.000	.015	.246	-7.4	2.5	1.1	73	0	0	4	0
BECKER, B.	PR	TCBA	.190	.241	.216	.457	.026	.117	.391	-23.2	15.2	1.7	308	0	0	9	6
McQUILLAN, G.	PR	TCBA	.164	.252	.182	.434	.018	.100	.333	-10.9	4.9	1.3	129	0	2	6	0
FLAHERTY, P.	PR	TCBA	.161	.188	.161	.349	.000	.065	.296	-3.9	1.1	1.0	34	0	0	2	0
BYRNE, B.	PR	TCBA	.129	.213	.157	.370	.029	.129	.310	-16.6	5.6	1.1	165	0	1	10	0
WADDELL, R.	PR	TCBA	.118	.202	.245	.447	.127	.206	.391	-9.1	5.6	1.5	121	0	3	7	1
NEWTON, D.	PR	TCBA	.118	.158	.118	.276	.000	.059	.188	-2.5	.4	.5	21	0	0	2	1
CORRIDON, F.	PR	TCBA	.054	.159	.054	.212	.000	.143	.226	-9.0	1.4	.6	70	0	1	7	0
KROH, R.	PR	TCBA	.000	.167	.000	.167	.000	.200	.200	-.9	.0	.2	6	0	0	0	0
WOOD, J.	PR	TCBA	.000	.000	.000	.000	.000	.000	.000	-1.0	.0	.0	5	0	0	1	0
BILLIARD, H.	PR	TCBA	.000	.250	.000	.250	.000	.333	.250	-.4	.0	.0	4	0	0	0	0
O'TOOLE, M.	PR	TCBA	.000	.000	.000	.000	.000	.000	.000	-.8	.0	.0	3	0	0	0	0
Pittsburgh Rebels			.231	.288	.288	.576	.057	.137	.490	-230.4	428.3	2.7	5677	5	35	156	37



M U L E S



© WILLIAMS & BIRD - BUFFALO, N.Y.



- 1-Rube Marquard
- 2-Amby McConnell
- 4-Warren Gill
- 5-Lou Criger
- 6-Bill Tozer
- 7-Simmy Murch

Buffalo Mules Draft Picks

BUFFALO 1909 OPENING DAY STARTING LINEUP



- 1-Sherry Magee, CF
- 2-Mike Donlin, RF
- 3-Ty Cobb, LF
- 4-Amby McConnell, 2B
- 5-No-No Katon, 3B
- 6-Nig Clark, C
- 7-Warren Gill, 1B
- 8-George McBride, SS
- 9-Bugs Raymond, P

9 Pitchers	Tm	Lg	W	L	PCT	SV	ERA	G	GS	CG	SHO	QS	IP	H	R	ER	HR	SO	BB
COAKLEY, A.	BU	TCBA	21	7	.750	0	2.29	32	30	21	4	23	263.0	195	82	67	0	97	72
RAYMOND, B.	BU	TCBA	17	18	.486	0	2.36	42	42	22	5	28	331.2	251	109	87	0	147	107
BROWN, B.	BU	TCBA	2	0	1.000	1	2.41	13	1	1	0	1	33.2	30	11	9	0	20	14
SPADE, B.	BU	TCBA	10	14	.417	3	2.47	35	24	19	3	16	222.2	194	77	61	0	62	64
BENDER, C.	BU	TCBA	10	8	.556	0	2.48	21	20	12	2	15	163.1	144	52	45	4	123	17
LIEBHARDT, G.	BU	TCBA	16	12	.571	1	2.93	40	28	15	4	12	239.1	202	111	78	2	151	85
DORNER, G.	BU	TCBA	7	5	.583	1	3.09	21	8	5	0	4	105.0	116	46	36	0	36	52
TOZER, B.	BU	TCBA	2	2	.500	1	3.65	6	0	0	0	0	12.1	11	9	5	0	5	5
MARQUARD, R.	BU	TCBA	1	2	.333	1	6.81	9	1	1	0	0	35.2	57	38	27	1	25	21
Buffalo Mules			86	68	.558	8	2.66	219	154	96	18	99	1406.2	1200	535	415	7	666	437

9 Pitchers	Tm	Lg	SUP/9	R/9	ERA	BF/9	BR/9	H/9	BB/9	SO/9	HR/9	ERPT	OBA	BF	BR	IBB	HB	WP	BK
COAKLEY, A.	BU	TCBA	4.8	2.81	2.29	35.7	9.6	6.7	2.4	3.3	.00	10.6	.213	1042	281	1	15	0	0
RAYMOND, B.	BU	TCBA	3.5	2.96	2.36	36.6	10.1	6.8	2.9	4.0	.00	10.8	.212	1349	371	0	13	4	0
BROWN, B.	BU	TCBA	.8	2.94	2.41	36.9	11.8	8.0	3.7	5.3	.00	.9	.250	138	44	0	0	0	0
SPADE, B.	BU	TCBA	3.7	3.11	2.47	36.8	10.6	7.8	2.6	2.5	.00	4.7	.238	910	263	0	5	0	0
BENDER, C.	BU	TCBA	4.2	2.87	2.48	35.3	9.3	7.9	.9	6.8	.22	3.2	.241	641	168	0	7	1	0
LIEBHARDT, G.	BU	TCBA	4.4	4.17	2.93	37.8	11.1	7.6	3.2	5.7	.08	-7.4	.230	1006	295	0	8	7	0
DORNER, G.	BU	TCBA	2.2	3.94	3.09	40.5	14.7	9.9	4.4	3.1	.00	-5.0	.293	472	171	1	4	0	0
TOZER, B.	BU	TCBA	.0	6.57	3.65	40.9	12.4	8.0	3.6	3.6	.00	-1.4	.250	56	17	0	1	0	0
MARQUARD, R.	BU	TCBA	1.0	9.59	6.81	44.4	19.7	14.4	5.3	6.3	.25	-16.5	.377	176	78	0	0	1	0
Buffalo Mules			3.7	3.42	2.66	37.0	10.8	7.7	2.8	4.3	.04	-0	.235	5790	1688	2	53	13	0



27 Players	Tm	Lg	AVG	G	AB	R	H	2B	3B	HR	TB	RBI	SO	BB	ASB	SB	CS	SBP	GDP
BROWN, B.	BU	TCBA	.455	13	11	1	5	0	0	0	5	0	1	0	0	0	0	-	0
CLARKE, N.	LT	TCBA	.364	12	44	7	16	4	0	0	20	8	5	5	0	0	0	-	0
DONLIN, M.	BU	TCBA	.357	148	594	95	212	34	11	4	280	91	53	49	41	23	18	56.1	2
COBB, T.	BU	TCBA	.327	138	551	90	180	30	23	5	271	83	45	43	48	26	22	54.2	9
GILL, W.	BU	TCBA	.316	28	76	14	24	0	1	0	26	16	13	14	5	3	2	60.0	0
GANZEL, J.	BU	TCBA	.297	85	306	35	91	13	3	0	110	52	24	29	12	4	8	33.3	4
McCONNELL, A.	BU	TCBA	.274	136	496	74	136	9	6	1	160	55	35	52	40	24	16	60.0	6
MAGEE, S.	BU	TCBA	.268	135	542	104	145	39	16	0	216	55	55	40	32	20	12	62.5	5
DELAHANTY, J.	BU	TCBA	.262	56	183	18	48	13	0	0	61	18	16	8	0	0	0	-	0
MERKLE, F.	BU	TCBA	.256	37	43	8	11	1	2	1	19	4	5	6	0	0	0	-	1
McBRIDE, G.	BU	TCBA	.255	152	545	57	139	11	4	0	158	45	74	57	18	7	11	38.9	12
MARQUARD, R.	BU	TCBA	.250	9	12	1	3	0	0	0	3	1	0	0	0	0	0	-	1
BENDER, C.	BU	TCBA	.216	21	51	9	11	2	0	0	13	5	3	10	2	0	2	.0	1
DOWNS, R.	BU	TCBA	.213	31	89	5	19	0	0	0	19	10	16	0	1	0	1	.0	2
Katon, N.	BU	TCBA	.204	145	565	38	115	15	5	5	155	65	117	37	0	0	0	-	28
CRIGER, L.	BU	TCBA	.201	47	149	13	30	4	1	0	36	10	22	13	1	0	1	.0	5
LIEBHARDT, G.	BU	TCBA	.193	40	83	9	16	4	1	0	22	3	16	4	0	0	0	-	2
DORNER, G.	BU	TCBA	.182	21	33	2	6	0	0	0	6	2	3	0	0	0	0	-	0
SMITH, S.	BU	TCBA	.179	100	341	20	61	17	0	0	78	19	46	23	1	0	1	.0	13
COAKLEY, A.	BU	TCBA	.173	32	98	8	17	1	0	0	18	3	13	3	0	0	0	-	3
MORIARTY, G.	BU	TCBA	.164	42	110	12	18	4	0	0	22	11	17	5	7	7	0	100.0	1
RAYMOND, B.	BU	TCBA	.161	42	112	12	18	6	0	0	24	6	23	7	0	0	0	-	3
SPADE, B.	BU	TCBA	.123	35	81	7	10	0	1	0	12	3	14	2	0	0	0	-	2
NICHOLLS, S.	BU	TCBA	.122	58	156	7	19	4	0	0	23	12	19	14	1	0	1	.0	2
MURCH, S.	BU	TCBA	.113	21	53	4	6	3	0	0	9	3	5	4	0	0	0	-	2
PAYNE, F.	LI	TCBA	.111	3	9	0	1	0	0	0	1	0	2	0	0	0	0	-	0
TOZER, B.	BU	TCBA	.000	6	2	0	0	0	0	0	0	0	0	0	0	0	0	-	0
Buffalo Mules			.254	1593	5335	650	1357	214	74	16	1767	580	642	425	209	114	95	54.5	104

27 Players	Tm	Lg	AVG	OBP	SLG	OPS	ISO	SECA	TA	RCON	RC	RC/G	PA	IBB	HBP	SH	SF
BROWN, B.	BU	TCBA	.455	.455	.455	.909	.000	.000	.833	.8	2.3	10.2	11	0	0	0	0
CLARKE, N.	LT	TCBA	.364	.420	.455	.875	.091	.205	.893	3.4	9.2	8.0	52	0	0	2	1
DONLIN, M.	BU	TCBA	.357	.405	.471	.876	.114	.205	.883	36.8	114.7	7.5	659	9	3	7	6
COBB, T.	BU	TCBA	.327	.374	.492	.866	.165	.250	.851	27.3	95.8	6.3	607	9	2	6	5
GILL, W.	BU	TCBA	.316	.449	.342	.791	.026	.224	.907	4.9	14.8	6.6	103	0	6	5	2
GANZEL, J.	BU	TCBA	.297	.354	.359	.713	.062	.144	.630	.2	39.1	4.4	347	1	0	8	4
McCONNELL, A.	BU	TCBA	.274	.368	.323	.691	.048	.169	.681	2.6	64.6	4.4	586	1	24	10	4
MAGEE, S.	BU	TCBA	.268	.328	.399	.726	.131	.220	.691	5.0	72.3	4.6	601	0	10	5	3
DELAHANTY, J.	BU	TCBA	.262	.294	.333	.627	.071	.115	.519	-4.3	19.0	3.7	196	0	1	2	2
MERKLE, F.	BU	TCBA	.256	.347	.442	.789	.186	.326	.758	1.4	6.7	5.5	49	0	0	0	0
McBRIDE, G.	BU	TCBA	.255	.328	.290	.618	.035	.132	.524	-16.3	51.9	3.2	615	4	3	9	1
MARQUARD, R.	BU	TCBA	.250	.231	.250	.481	.000	.000	.300	-.9	.5	1.3	13	0	0	0	1
BENDER, C.	BU	TCBA	.216	.349	.255	.604	.039	.196	.558	-1.8	5.0	3.0	64	0	1	1	1
DOWNS, R.	BU	TCBA	.213	.211	.213	.425	.000	oops	.260	-9.4	3.8	1.3	97	0	0	6	1
Katon, N.	BU	TCBA	.204	.255	.274	.529	.071	.136	.408	-33.8	34.9	2.0	609	0	3	0	4
CRIGER, L.	BU	TCBA	.201	.264	.242	.505	.040	.121	.392	-10.3	9.2	1.9	167	2	0	4	1
LIEBHARDT, G.	BU	TCBA	.193	.230	.265	.495	.072	.120	.377	-6.2	5.0	1.8	91	0	0	4	0
DORNER, G.	BU	TCBA	.182	.182	.182	.364	.000	.000	.222	-4.0	1.3	1.1	36	0	0	3	0
SMITH, S.	BU	TCBA	.179	.232	.229	.461	.050	.114	.347	-28.8	17.0	1.5	377	1	1	11	1
COAKLEY, A.	BU	TCBA	.173	.196	.184	.380	.010	.041	.250	-11.1	3.5	1.0	107	0	0	5	1
MORIARTY, G.	BU	TCBA	.164	.210	.200	.410	.036	.145	.387	-8.9	5.9	1.6	121	0	2	2	2
RAYMOND, B.	BU	TCBA	.161	.210	.214	.424	.054	.116	.320	-10.9	5.2	1.3	128	0	0	9	0
SPADE, B.	BU	TCBA	.123	.143	.148	.291	.025	.049	.192	-11.9	1.7	.6	88	0	0	4	1
NICHOLLS, S.	BU	TCBA	.122	.191	.147	.338	.026	.109	.264	-20.1	5.2	.9	179	1	0	6	3
MURCH, S.	BU	TCBA	.113	.175	.170	.345	.057	.132	.265	-6.7	1.4	.8	57	0	0	0	0
PAYNE, F.	LI	TCBA	.111	.111	.111	.222	.000	.000	.125	-1.5	.1	.4	9	0	0	0	0
TOZER, B.	BU	TCBA	.000	.000	.000	.000	.000	.000	.000	-.5	.0	.0	2	0	0	0	0
Buffalo Mules			.254	.314	.331	.645	.077	.160	.565	-105.1	555.7	3.5	5971	28	56	109	44

MOUNTAINEERS



TURIN



Turin Mountaineers Draft Picks

**2-Bill Burns 4-Chick Brandom 5-Pat Donahue 6-Jim Kane
7-Charlie Johnson 8-Bert Sincock
XFA-Homer Hillebrand, Deacon McGuire,
Jimmy Barrett, Harry Ostdiek**

**TURIN MOUNTAINEERS
OPENING DAY 1909
STARTING LINEUP**



BRADLEY, CLEVELAND



MURRAY, N. Y. NAT'L



WAGNER, BOSTON AMER



CLARK, COLUMBUS



HUMMEL, BROOKLYN



KANE, VERNON. P. C. L.



YOUNG, CLEVELAND



HOFMAN, Brooklyn Fed.



- 1-Josh Clarke, CF**
- 2-Red Murray, LF**
- 3-Solly Hofman, 1B**
- 4-John Hummel, 2B**
- 5-Bill Bradley, 3B**
- 6-John Kane, RF**
- 7-Heinie Wagner, SS**
- 8-P Donahue, C**
- 9-Cy Young, P**

13 Pitchers	Tm	Lg	W	L	PCT	SV	ERA	G	GS	CG	SHO	QS	IP	H	R	ER	HR	SO	BB
YOUNG, C.	TU	TCBA	22	15	.595	0	1.22	41	39	25	6	31	340.1	202	73	46	1	167	69
BRANDOM, C.	TU	TCBA	2	2	.500	4	1.29	25	2	1	1	1	28.0	17	5	4	1	17	7
ROWAN, J.	TU	TCBA	6	6	.500	1	1.70	36	1	0	0	0	58.1	39	22	11	1	43	27
JOHNSON, W.	TU	TCBA	18	15	.545	0	1.77	37	36	17	3	26	284.2	202	79	56	2	192	80
BURNS, B.	TU	TCBA	10	10	.500	0	1.83	30	22	13	6	14	187.1	148	60	38	1	57	29
PLANK, E.	TU	TCBA	14	14	.500	0	1.95	36	35	17	3	25	272.2	225	89	59	3	136	60
KARGER, E.	TU	TCBA	5	11	.313	0	3.10	33	16	6	1	6	133.2	138	71	46	2	39	50
HILLEBRAND, H.	TU	TCBA	0	0	-	0	3.18	4	0	0	0	0	5.2	3	2	2	1	6	1
McMAHON, D.	TU	TCBA	0	2	.000	0	3.50	3	2	1	0	1	18.0	19	9	7	0	2	2
TANNEHILL, J.	TU	TCBA	1	0	1.000	3	5.00	28	1	0	0	0	54.0	70	39	30	0	28	29
DONAHUE, P.	TU	TCBA	0	0	-	1	6.28	9	0	0	0	0	14.1	21	10	10	0	5	3
Pio, P.	TU	TCBA	1	0	1.000	1	10.80	5	0	0	0	0	6.2	12	9	8	1	2	3
MOELLER, D.	TU	TCBA	0	0	-	0	10.80	1	0	0	0	0	1.2	5	2	2	1	0	1
Turin Mountaineers			79	75	.513	10	2.04	288	154	80	20	104	1405.1	1101	470	319	14	694	361


13 Pitchers	Tm	Lg	SUP/9	R/9	ERA	BF/9	BR/9	H/9	BB/9	SO/9	HR/9	ERPT	OBA	BF	BR	IBB	HB	WP	BK
YOUNG, C.	TU	TCBA	2.7	1.93	1.22	34.7	7.2	5.3	1.4	4.4	.03	54.4	.172	1312	271	17	17	2	0
BRANDOM, C.	TU	TCBA	.3	1.61	1.29	34.4	8.4	5.5	2.3	5.5	.32	4.3	.185	107	26	0	2	0	0
ROWAN, J.	TU	TCBA	.6	3.39	1.70	37.0	9.3	6.0	3.2	6.6	.15	6.2	.196	240	60	6	0	0	0
JOHNSON, W.	TU	TCBA	4.3	2.50	1.77	36.1	8.8	6.4	2.1	6.1	.06	28.0	.201	1141	279	12	9	7	0
BURNS, B.	TU	TCBA	3.4	2.88	1.83	36.1	8.5	7.1	1.2	2.7	.05	17.3	.212	752	177	4	4	0	0
PLANK, E.	TU	TCBA	3.0	2.94	1.95	36.3	9.3	7.4	1.7	4.5	.10	21.4	.224	1099	282	9	6	1	0
KARGER, E.	TU	TCBA	3.6	4.78	3.10	39.9	12.7	9.3	3.0	2.6	.13	-6.6	.268	592	189	6	7	5	0
HILLEBRAND, H.	TU	TCBA	.0	3.18	3.18	31.8	6.4	4.8	1.6	9.5	1.59	-.3	.158	20	4	0	0	0	0
McMAHON, D.	TU	TCBA	1.5	4.50	3.50	36.5	10.5	9.5	1.0	1.0	.00	-1.7	.271	73	21	0	0	0	0
TANNEHILL, J.	TU	TCBA	.5	6.50	5.00	43.0	17.0	11.7	4.7	4.7	.00	-14.1	.315	258	102	1	4	0	0
DONAHUE, P.	TU	TCBA	.0	6.28	6.28	39.6	15.7	13.2	1.9	3.1	.00	-5.8	.356	63	25	0	1	0	0
Pio, P.	TU	TCBA	.0	12.15	10.80	45.9	20.3	16.2	4.0	2.7	1.35	-6.0	.400	34	15	0	0	0	0
MOELLER, D.	TU	TCBA	.0	10.80	10.80	59.4	32.4	27.0	5.4	.0	5.40	-1.5	.556	11	6	0	0	0	0
Turin Mountaineers			3.0	3.01	2.04	36.5	9.3	7.1	2.0	4.4	.09	95.6	.216	5702	1457	55	50	15	0

28 Players	Tm	Lg	AVG	G	AB	R	H	2B	3B	HR	TB	RBI	SO	BB	ASB	SB	CS	SBP	GDP
HILLEBRAND, H.	TU	TCBA	1.000	4	1	0	1	0	0	0	1	0	0	0	0	0	0	-	0
BARRETT, J.	TU	TCBA	.400	6	5	1	2	0	0	0	2	2	0	1	0	0	0	-	0
McGUIRE, D.	TU	TCBA	.400	3	5	0	2	1	0	0	3	0	0	0	0	0	0	-	0
McMAHON, D.	TU	TCBA	.333	3	6	0	2	0	0	0	2	1	0	0	0	0	0	-	0
TANNEHILL, J.	TU	TCBA	.280	35	25	2	7	0	0	0	7	5	0	3	0	0	0	-	2
MURRAY, R.	TU	TCBA	.267	154	573	71	153	19	18	3	217	58	63	41	45	27	18	60.0	6
WAGNER, H.	TU	TCBA	.242	154	533	41	129	15	6	0	156	68	87	33	24	11	13	45.8	9
SMITH, H.	TU	TCBA	.241	64	137	14	33	3	2	1	43	19	16	11	4	1	3	25.0	2
BRADLEY, B.	TU	TCBA	.239	144	547	70	131	32	5	0	173	44	85	29	35	21	14	60.0	3
HOFMAN, S.	TU	TCBA	.236	141	419	44	99	19	3	2	130	45	54	31	21	9	12	42.9	2
HUMMEL, J.	TU	TCBA	.236	144	504	53	119	11	9	3	157	66	65	37	25	10	15	40.0	10
BURNS, B.	TU	TCBA	.232	30	56	7	13	2	0	0	15	7	12	5	2	2	0	100.0	2
KANE, J.	TU	TCBA	.224	72	143	24	32	2	2	0	38	14	25	20	13	8	5	61.5	5
CLARKE, J.	TU	TCBA	.222	120	415	61	92	6	2	1	105	23	70	70	46	31	15	67.4	3
LAPORTE, F.	TU	TCBA	.220	107	314	27	69	7	10	0	96	21	52	18	15	5	10	33.3	3
Pio, P.	TU	TCBA	.215	91	195	11	42	8	3	0	56	17	39	14	0	0	0	-	8
YOUNG, C.	TU	TCBA	.210	41	100	2	21	1	0	0	22	5	22	2	0	0	0	-	0
McLEAN, L.	TU	TCBA	.204	131	319	26	65	14	3	1	88	27	37	28	10	0	10	.0	6
OSTDIEK, H.	TU	TCBA	.200	6	5	0	1	0	0	0	1	0	0	0	0	0	0	-	0
KANE, J.	TU	TCBA	.186	107	338	52	63	10	4	1	84	37	46	43	34	18	16	52.9	6
JOHNSON, W.	TU	TCBA	.178	37	90	9	16	4	3	0	26	8	21	7	0	0	0	-	0
KARGER, E.	TU	TCBA	.175	33	40	3	7	0	0	0	7	4	11	0	1	0	1	.0	0
MOELLER, D.	TU	TCBA	.167	74	48	12	8	0	1	0	10	1	8	8	6	3	3	50.0	0
DONAHUE, P.	TU	TCBA	.151	59	93	8	14	2	0	0	16	6	17	9	0	0	0	-	1
ROWAN, J.	TU	TCBA	.143	36	7	2	1	0	0	0	1	0	0	2	0	0	0	-	0
PLANK, E.	TU	TCBA	.115	36	87	6	10	0	0	0	10	2	15	1	0	0	0	-	0
JOHNSON, C.	TU	TCBA	.111	12	18	0	2	0	1	0	4	2	2	0	0	0	0	-	0
BRANDOM, C.	TU	TCBA	.000	25	1	0	0	0	0	0	0	0	0	0	0	0	0	-	0
Turin Mountaineers			.226	1869	5024	546	1134	156	72	12	1470	482	747	413	281	146	135	52.0	68

28 Players	Tm	Lg	AVG	OBP	SLG	OPS	ISO	SECA	TA	RCON	RC	RC/G	PA	IBB	HBP	SH	SF
HILLEBRAND, H.	TU	TCBA	1.000	1.000	1.000	2.000	.000	.000	-	.5	1.0	-	1	0	0	0	0
BARRETT, J.	TU	TCBA	.400	.500	.400	.900	.000	.200	1.000	.5	1.1	10.2	6	0	0	0	0
McGUIRE, D.	TU	TCBA	.400	.400	.600	1.000	.200	.200	1.000	.5	1.2	10.8	5	0	0	0	0
McMAHON, D.	TU	TCBA	.333	.333	.333	.667	.000	.000	.500	-.1	.7	3.9	7	0	0	1	0
TANNEHILL, J.	TU	TCBA	.280	.357	.280	.637	.000	.120	.500	-.3	2.3	2.9	29	0	0	1	0
MURRAY, R.	TU	TCBA	.267	.327	.379	.706	.112	.199	.669	-.5	71.6	4.2	637	0	12	7	4
WAGNER, H.	TU	TCBA	.242	.285	.293	.577	.051	.109	.469	-26.8	42.7	2.6	579	1	0	10	3
SMITH, H.	TU	TCBA	.241	.292	.314	.606	.073	.139	.514	-5.3	12.9	3.0	158	0	1	2	5
BRADLEY, B.	TU	TCBA	.239	.283	.316	.600	.077	.143	.529	-20.6	51.0	2.9	617	0	6	30	4
HOFMAN, S.	TU	TCBA	.236	.292	.310	.602	.074	.141	.521	-17.4	39.3	3.0	479	0	4	20	5
HUMMEL, J.	TU	TCBA	.236	.288	.312	.600	.075	.139	.505	-22.7	43.6	2.7	567	0	3	15	8
BURNS, B.	TU	TCBA	.232	.290	.268	.558	.036	.161	.489	-1.8	4.8	2.6	66	0	0	4	1
KANE, J.	TU	TCBA	.224	.315	.266	.581	.042	.203	.545	-5.2	12.5	2.7	168	0	0	3	2
CLARKE, J.	TU	TCBA	.222	.339	.253	.592	.031	.239	.619	-9.3	43.5	3.3	502	0	5	8	3
LAPORTE, F.	TU	TCBA	.220	.265	.306	.571	.086	.127	.469	-19.4	24.0	2.4	343	1	2	7	2
Pio, P.	TU	TCBA	.215	.270	.287	.557	.072	.144	.441	-9.6	14.3	2.3	216	0	1	5	1
YOUNG, C.	TU	TCBA	.210	.223	.220	.443	.010	.030	.304	-9.1	6.1	1.7	119	0	0	16	1
McLEAN, L.	TU	TCBA	.204	.267	.276	.543	.072	.129	.430	-23.0	21.9	2.1	361	0	0	13	1
OSTDIEK, H.	TU	TCBA	.200	.200	.200	.400	.000	.000	.250	-.5	.2	1.4	5	0	0	0	0
KANE, J.	TU	TCBA	.186	.302	.249	.551	.062	.195	.535	-18.6	28.1	2.4	416	0	14	19	2
JOHNSON, W.	TU	TCBA	.178	.282	.289	.570	.111	.189	.527	-3.8	8.8	2.9	112	0	6	9	0
KARGER, E.	TU	TCBA	.175	.190	.175	.365	.000	oops	.235	-5.3	1.4	1.0	44	0	1	2	1
MOELLER, D.	TU	TCBA	.167	.281	.208	.489	.042	.208	.488	-4.0	3.5	1.9	61	0	0	4	1
DONAHUE, P.	TU	TCBA	.151	.238	.172	.410	.022	.118	.338	-9.0	4.9	1.5	111	0	2	6	1
ROWAN, J.	TU	TCBA	.143	.333	.143	.476	.000	.286	.500	-.4	.7	2.4	11	0	0	2	0
PLANK, E.	TU	TCBA	.115	.132	.115	.247	.000	.011	.156	-14.0	1.8	.6	97	0	1	6	2
JOHNSON, C.	TU	TCBA	.111	.111	.222	.333	.111	.111	.250	-2.5	.4	.8	18	0	0	0	0
BRANDOM, C.	TU	TCBA	.000	.000	.000	.000	.000	.000	.000	-.3	.0	.0	4	0	0	2	0
Turin Mountaineers			.226	.290	.293	.582	.067	.151	.510	-228.0	438.2	2.7	5739	2	58	192	47



PEOPLE LOVE LONDON



🇨🇦 LONDON ONTARIO CANADA 🇨🇦

London Tecumsehs Draft Picks




An aerial photograph of a baseball stadium during a game. The field is visible with its green grass and brown dirt base paths. The stands are packed with a large crowd of spectators. The stadium is surrounded by trees and a body of water in the background.

1-Joe Jackson 3-Al Mattern 5-Syd Smith
5a-George Perring 6-Wally Clement
7-Doc CMcMahon 8-Walt Thomas
XFA-Charlie Hartman, Charlie Maloney,
Cy Neighbors, Hunky Shaw

BASEBALL CHAMPIONS 1877

London Tecumsehs Opening Day Starting Lineup 1909

- 1-Del Howard, LF
- 2-Willie Keeler, RF
- 3-Harry Niles, 2B
- 4-Mickey Doolan, SS
- 5-Danny Hoffman, CF
- 6-George Gibson, C
- 7-Dan McGann, 1B
- 8-Bill Shipke, 3B
- 9-Nap Rucker, P



14 Pitchers	Tm	Lg	W	L	PCT	SV	ERA	G	GS	CG	SHO	QS	IP	H	R	ER	HR	SO	BB
SINCOCK, B.	LT	TCBA	2	0	1.000	0	.00	4	0	0	0	0	6.2	6	0	0	0	3	2
HARTMAN, C.	LT	TCBA	0	0	-	0	.00	2	0	0	0	0	4.0	1	0	0	0	4	1
DOOLAN, M.	LT	TCBA	0	0	-	0	.00	1	0	0	0	0	1.0	0	0	0	0	0	0
SMITH, F.	LT	TCBA	15	23	.395	2	2.02	47	37	21	3	24	316.2	242	109	71	1	157	88
RUCKER, N.	LT	TCBA	16	19	.457	1	2.54	45	37	19	4	22	308.2	261	146	87	5	270	141
Habscher, E.	LT	TCBA	0	0	-	0	2.79	5	0	0	0	0	9.2	10	3	3	0	6	2
LINDAMAN, V.	LT	TCBA	15	19	.441	0	2.86	40	35	19	2	22	292.1	263	123	93	8	87	86
SPARKS, T.	LT	TCBA	8	11	.421	1	2.97	32	22	9	1	7	184.2	189	101	61	3	69	50
MATTERN, A.	LT	TCBA	2	3	.400	0	3.06	6	5	2	1	3	35.1	27	13	12	1	14	6
BAILEY, B.	LT	TCBA	6	5	.545	1	3.49	30	11	3	2	6	113.1	106	56	44	1	38	39
GRANEY, J.	LT	TCBA	0	1	.000	2	4.08	19	0	0	0	0	17.2	20	8	8	0	5	11
McGINNITY, J.	SO	TCBA	0	2	.000	1	4.34	5	2	1	0	1	18.2	27	13	9	2	3	3
HOGG, B.	LT	TCBA	2	5	.286	1	5.43	25	5	0	0	1	58.0	76	49	35	1	36	35
MALONEY, C.	LT	TCBA	0	0	-	0	9.00	11	0	0	0	0	19.0	32	23	19	0	9	15
London Tecumsehs			66	88	.429	9	2.87	272	154	74	13	86	1385.2	1260	644	442	22	701	479

14 Pitchers	Tm	Lg	SUP/9	R/9	ERA	BF/9	BR/9	H/9	BB/9	SO/9	HR/9	ERPT	OBA	BF	BR	IBB	HB	WP	BK
SINCOCK, B.	LT	TCBA	.0	.00	.00	39.1	10.8	8.1	2.7	4.0	.00	2.0	.240	29	8	0	0	0	0
HARTMAN, C.	LT	TCBA	.0	.00	.00	31.5	4.5	2.3	2.3	9.0	.00	1.2	.077	14	2	0	0	0	0
DOOLAN, M.	LT	TCBA	.0	.00	.00	27.0	.0	.0	.0	.0	.00	.3	.000	3	0	0	0	0	0
SMITH, F.	LT	TCBA	2.4	3.10	2.02	36.5	9.7	6.9	2.4	4.5	.03	22.4	.212	1284	341	2	13	11	0
RUCKER, N.	LT	TCBA	3.1	4.26	2.54	38.4	12.0	7.6	4.1	7.9	.15	4.1	.235	1318	411	1	10	5	0
Habscher, E.	LT	TCBA	.0	2.79	2.79	37.2	11.2	9.3	1.9	5.6	.00	-.1	.270	40	12	0	0	0	0
LINDAMAN, V.	LT	TCBA	3.2	3.79	2.86	38.1	11.1	8.1	2.6	2.7	.25	-6.8	.238	1239	362	1	14	10	0
SPARKS, T.	LT	TCBA	3.0	4.92	2.97	38.8	12.0	9.2	2.3	3.4	.15	-6.5	.267	796	246	3	10	0	0
MATTERN, A.	LT	TCBA	2.3	3.31	3.06	36.7	8.7	6.9	1.5	3.6	.25	-1.6	.199	144	34	0	1	0	0
BAILEY, B.	LT	TCBA	2.4	4.45	3.49	37.6	11.8	8.4	3.1	3.0	.08	-10.6	.254	474	149	0	4	4	0
GRANEY, J.	LT	TCBA	.0	4.08	4.08	42.8	16.3	10.2	5.6	2.5	.00	-2.8	.286	84	32	0	1	0	0
McGINNITY, J.	SO	TCBA	.5	6.27	4.34	40.5	14.9	13.0	1.4	1.4	.96	-3.5	.355	84	31	0	1	0	0
HOGG, B.	LT	TCBA	1.6	7.60	5.43	44.4	17.8	11.8	5.4	5.6	.16	-17.9	.311	286	115	0	4	3	0
MALONEY, C.	LT	TCBA	.0	10.89	9.00	49.7	23.2	15.2	7.1	4.3	.00	-13.4	.376	105	49	0	2	0	0
London Tecumsehs			2.6	4.18	2.87	38.3	11.6	8.2	3.1	4.6	.14	-33.2	.244	5900	1792	7	60	33	0

34 Players	Tm	Lg	AVG	G	AB	R	H	2B	3B	HR	TB	RBI	SO	BB	ASB	SB	CS	SBP	GDP
HOWARD, D.	SO	TCBA	.317	15	60	2	19	2	1	0	23	6	4	8	3	1	2	33.3	0
KELLEY, J.	LT	TCBA	.295	91	258	28	76	13	2	2	99	34	21	25	9	6	3	66.7	5
NILES, H.	LT	TCBA	.263	110	410	54	108	13	7	3	144	48	37	42	33	22	11	66.7	3
GOOD, W.	LT	TCBA	.255	58	145	26	37	3	1	1	45	9	20	18	13	8	5	61.5	3
GIBSON, G.	LT	TCBA	.251	111	295	24	74	18	4	1	103	32	45	18	4	1	3	25.0	7
MATTERN, A.	LT	TCBA	.250	6	12	1	3	0	0	0	3	0	0	0	0	0	0	-	1
KEELER, W.	LT	TCBA	.249	89	345	45	86	5	2	0	95	24	41	33	19	16	3	84.2	3
SMITH, F.	LT	TCBA	.247	47	93	8	23	5	0	0	28	7	11	8	6	2	4	33.3	2
CLARKE, N.	LT	TCBA	.232	75	267	30	62	8	8	1	89	28	44	21	8	4	4	50.0	1
McGANN, D.	LT	TCBA	.232	141	501	50	116	12	9	2	152	39	81	50	16	9	7	56.3	3
CLEMENT, W.	LT	TCBA	.215	91	312	12	67	24	0	0	91	32	12	3	21	13	8	61.9	9
DOOLAN, M.	LT	TCBA	.213	140	493	35	105	28	4	0	141	51	67	28	22	10	12	45.5	10
SHIPKE, B.	LT	TCBA	.212	120	320	39	68	15	2	0	87	25	46	32	18	12	6	66.7	6
HOFFMAN, D.	LT	TCBA	.206	108	369	42	76	10	3	2	98	35	47	32	24	20	4	83.3	3
McGINNITY, J.	SO	TCBA	.200	5	5	0	1	0	0	0	1	0	1	0	0	0	0	-	0
PERRING, G.	LT	TCBA	.194	63	165	10	32	5	2	0	41	11	20	13	5	3	2	60.0	2
RUCKER, N.	LT	TCBA	.190	45	100	11	19	0	1	0	21	5	10	4	1	0	1	.0	2
MOWREY, M.	LT	TCBA	.169	77	249	22	42	10	2	0	56	12	27	11	5	5	0	100.0	6
MORRIS, W.	LT	TCBA	.162	13	37	2	6	0	0	0	6	3	4	1	0	0	0	-	2
Hebscher, E.	LT	TCBA	.162	113	278	18	45	5	1	2	58	17	57	25	0	0	0	-	9
COURTNEY, E.	LT	TCBA	.144	54	104	2	15	2	0	0	17	8	20	6	0	0	0	-	2
MORAN, C.	LT	TCBA	.136	13	22	0	3	1	0	0	4	1	2	0	0	0	0	-	0
SMITH, S.	BU	TCBA	.125	3	8	0	1	0	0	0	1	0	1	0	0	0	0	-	0
THOMAS, W.	LT	TCBA	.120	51	75	14	9	0	0	0	9	1	3	15	6	6	0	100.0	0
JACKSON, J.	LT	TCBA	.100	3	10	1	1	0	0	0	1	0	2	0	0	0	0	-	1
SPARKS, T.	LT	TCBA	.094	32	53	3	5	0	0	0	5	1	9	7	0	0	0	-	1
LINDAMAN, V.	LT	TCBA	.084	40	83	6	7	1	0	0	8	5	13	5	0	0	0	-	0
BAILEY, B.	LT	TCBA	.077	30	26	2	2	0	0	0	2	0	4	3	0	0	0	-	0
HOGG, B.	LT	TCBA	.000	25	13	1	0	0	0	0	0	0	2	0	0	0	0	-	0
MALONEY, C.	LT	TCBA	.000	11	3	0	0	0	0	0	0	0	1	0	0	0	0	-	0
GRANEY, J.	LT	TCBA	.000	19	1	0	0	0	0	0	0	0	0	0	0	0	0	-	0
SHAW, H.	LT	TCBA	.000	1	1	0	0	0	0	0	0	0	0	0	0	0	0	-	0
HARTMAN, C.	LT	TCBA	-	2	0	0	0	0	0	0	0	0	0	0	0	0	0	-	0
SINCOCK, B.	LT	TCBA	-	4	0	0	0	0	0	0	0	0	0	0	0	0	0	-	0
London Tecumsehs			.217	1806	5113	488	1108	180	49	14	1428	434	652	408	213	138	75	64.8	81

34 Players	Tm	Lg	AVG	OBP	SLG	OPS	ISO	SECA	TA	RCON	RC	RC/G	PA	IBB	HBP	SH	SF
HOWARD, D.	SO	TCBA	.317	.400	.383	.783	.067	.183	.767	1.8	9.8	6.0	70	0	1	0	1
KELLEY, J.	LT	TCBA	.295	.359	.384	.743	.089	.198	.695	5.8	36.1	4.9	292	7	2	5	2
NILES, H.	LT	TCBA	.263	.332	.351	.683	.088	.217	.668	.2	51.9	4.2	475	1	3	14	6
GOOD, W.	LT	TCBA	.255	.349	.310	.659	.055	.200	.647	-.8	16.9	3.8	172	2	4	3	2
GIBSON, G.	LT	TCBA	.251	.292	.349	.641	.098	.153	.528	-7.5	28.6	3.3	318	0	0	3	2
MATTERN, A.	LT	TCBA	.250	.250	.250	.500	.000	.000	.300	-.9	.5	1.3	13	0	0	1	0
KEELER, W.	LT	TCBA	.249	.319	.275	.595	.026	.159	.555	-7.5	34.8	3.4	391	2	3	9	1
SMITH, F.	LT	TCBA	.247	.320	.301	.621	.054	.118	.526	-3.7	8.7	2.8	111	0	2	8	0
CLARKE, N.	LT	TCBA	.232	.288	.333	.621	.101	.180	.548	-8.5	26.8	3.3	297	1	1	5	3
McGANN, D.	LT	TCBA	.232	.321	.303	.624	.072	.176	.575	-11.6	53.0	3.6	573	2	16	6	0
CLEMENT, W.	LT	TCBA	.215	.222	.292	.514	.077	.103	.412	-21.9	17.2	1.7	326	1	1	6	4
DOOLAN, M.	LT	TCBA	.213	.256	.286	.542	.073	.126	.441	-31.2	33.9	2.2	537	0	2	9	5
SHIPKE, B.	LT	TCBA	.212	.286	.272	.558	.059	.178	.500	-14.6	25.8	2.6	360	3	1	5	0
HOFFMAN, D.	LT	TCBA	.206	.276	.266	.542	.060	.190	.520	-15.2	31.7	2.8	417	0	6	4	6
McGINNITY, J.	SO	TCBA	.200	.200	.200	.400	.000	.000	.250	-.5	.2	1.4	5	0	0	0	0
PERRING, G.	LT	TCBA	.194	.249	.248	.497	.055	.139	.416	-11.7	10.8	2.1	182	0	0	1	3
RUCKER, N.	LT	TCBA	.190	.221	.210	.431	.020	.050	.298	-10.2	4.5	1.4	109	0	0	5	0
MOWREY, M.	LT	TCBA	.169	.212	.225	.437	.056	.120	.352	-21.8	12.0	1.5	267	1	3	3	1
MORRIS, W.	LT	TCBA	.162	.179	.162	.342	.000	.027	.212	-4.7	.9	.7	40	0	0	1	1
Hebscher, E.	LT	TCBA	.162	.231	.209	.440	.047	.137	.343	-25.2	13.1	1.5	305	0	0	2	0
COURTNEY, E.	LT	TCBA	.144	.189	.163	.353	.019	.077	.253	-12.7	3.4	1.0	113	0	0	2	1
MORAN, C.	LT	TCBA	.136	.136	.182	.318	.045	.045	.211	-3.0	.5	.8	22	0	0	0	0
SMITH, S.	BU	TCBA	.125	.125	.125	.250	.000	.000	.143	-1.3	.1	.5	8	0	0	0	0
THOMAS, W.	LT	TCBA	.120	.267	.120	.387	.000	.280	.455	-5.6	4.8	1.8	96	0	0	6	0
JACKSON, J.	LT	TCBA	.100	.100	.100	.200	.000	.000	.100	-1.8	.0	.0	11	0	0	1	0
SPARKS, T.	LT	TCBA	.094	.200	.094	.294	.000	.132	.245	-7.4	1.5	.8	64	0	0	4	0
LINDAMAN, V.	LT	TCBA	.084	.133	.096	.230	.012	.072	.171	-13.8	2.0	.6	102	0	0	12	2
BAILEY, B.	LT	TCBA	.077	.172	.077	.249	.000	.115	.208	-4.1	.7	.7	33	0	0	4	0
HOGG, B.	LT	TCBA	.000	.000	.000	.000	.000	.000	.000	-3.3	.0	.0	13	0	0	0	0
MALONEY, C.	LT	TCBA	.000	.000	.000	.000	.000	.000	.000	-.8	.0	.0	3	0	0	0	0
GRANEY, J.	LT	TCBA	.000	.000	.000	.000	.000	.000	.000	-.3	.0	.0	1	0	0	0	0
SHAW, H.	LT	TCBA	.000	.000	.000	.000	.000	.000	.000	-.3	.0	.0	1	0	0	0	0
HARTMAN, C.	LT	TCBA	-	-	-	-	-	-	-	.0	-	-	0	0	0	0	0
SINCOCK, B.	LT	TCBA	-	-	-	-	-	-	-	.0	-	-	0	0	0	0	0
London Tecumsehs			.217	.278	.279	.558	.063	.155	.485	-243.9	416.0	2.6	5727	20	45	119	40

WRECFORD

PROFITABILITY

WRECFORD



HIGHLANDERS




Hereford Highlanders Draft Picks

**2-Birdie Cree 3-Jack Hannifin 4-Eli Cates
5-Bob Vail 6-Herm Malloy 7-Jim Holmes
8-Bill Ludwig**



Hahn, Chicago Amer.



MINNEAPOLIS


COLLINS, MINNEAPOLIS



Lobert, 3b Cincinnati Nat'l



PASKERT, CINCINNATI



EVERS, CHICAGO NAT'L



LUMLEY, BROOKLYN



PITTSBURG

WILLIS, PITTSBURG



KLEINOW, BOSTON AMER.



H. DAVIS, PHILA. AMER.

- 1-Ed Hahn, LF
- 2-Johnny Evers, 2B
- 3-Hans Lobert, SS
- 4-Harry Davis, 1B
- 5-Dode Paskert, CF
- 6-Harry Lumley, RF
- 7-Jimmy Collins, 3B
- 8-Red Kleinow, C
- 9-Vic Willis, P

**Starting Lineup
Opening Day 1909
Hereford
Highlanders**

14 Pitchers	Tm	Lg	W	L	PCT	SV	ERA	G	GS	CG	SHO	QS	IP	H	R	ER	HR	SO	BB
RHOADS, B.	SO	TCBA	3	3	.500	0	1.72	6	6	4	1	4	47.0	34	15	9	0	13	18
MOORE, E.	HH	TCBA	1	1	.500	0	1.80	6	3	2	0	2	30.0	19	9	6	1	31	12
LUSH, J.	HH	TCBA	15	16	.484	0	1.89	34	30	25	3	22	276.2	205	79	58	3	131	52
WILLIS, V.	BR	TCBA	2	5	.286	0	1.92	7	7	5	0	6	61.0	40	19	13	0	19	17
OVERALL, O.	BR	TCBA	3	2	.600	0	2.42	6	6	5	0	4	52.0	39	17	14	1	47	20
AMES, R.	HH	TCBA	6	7	.462	1	2.50	16	13	8	2	7	104.1	93	48	29	0	82	29
PRUIETT, T.	HH	TCBA	3	5	.375	0	2.79	20	6	2	0	3	67.2	57	41	21	0	38	34
GRAHAM, B.	HH	TCBA	5	10	.333	2	2.94	24	14	9	4	7	125.1	95	53	41	1	57	43
CATES, E.	HH	TCBA	5	9	.357	0	3.04	24	12	8	2	5	127.1	118	61	43	2	49	39
MALLOY, H.	HH	TCBA	3	12	.200	0	3.96	22	17	6	0	6	138.2	176	84	61	4	69	43
SIEVER, E.	HH	TCBA	3	15	.167	1	4.03	23	19	12	1	9	158.2	206	88	71	1	45	36
Lyon, D.	HH	TCBA	1	6	.143	0	4.67	9	7	4	0	3	61.2	71	40	32	1	16	21
HOLMES, J.	HH	TCBA	0	1	.000	0	5.95	14	1	0	0	1	39.1	51	36	26	0	14	14
VAIL, B.	HH	TCBA	3	9	.250	0	6.22	19	13	3	0	2	94.0	124	83	65	0	90	45
Hereford Highlanders			53	101	.344	4	3.18	230	154	93	13	81	1383.2	1328	673	489	14	701	423

14 Pitchers	Tm	Lg	SUP/9	R/9	ERA	BF/9	BR/9	H/9	BB/9	SO/9	HR/9	ERPT	OBA	BF	BR	IBB	HB	WP	BK
RHOADS, B.	SO	TCBA	5.6	2.87	1.72	37.3	10.1	6.5	3.4	2.5	.00	4.9	.195	195	53	0	1	0	0
MOORE, E.	HH	TCBA	2.1	2.70	1.80	35.4	9.6	5.7	3.6	9.3	.30	2.8	.190	118	32	0	1	0	0
LUSH, J.	HH	TCBA	3.2	2.57	1.89	35.5	8.4	6.7	1.5	4.3	.10	23.6	.204	1090	257	6	6	6	0
WILLIS, V.	BR	TCBA	1.8	2.80	1.92	35.3	8.4	5.9	2.5	2.8	.00	5.0	.190	239	57	0	0	0	0
OVERALL, O.	BR	TCBA	4.7	2.94	2.42	36.7	10.6	6.8	3.5	8.1	.17	1.3	.211	212	61	0	2	2	0
AMES, R.	HH	TCBA	3.5	4.14	2.50	38.6	11.3	8.0	2.4	7.1	.00	1.8	.237	447	131	1	10	1	0
PRUIETT, T.	HH	TCBA	1.5	5.45	2.79	40.3	12.6	7.6	4.5	5.1	.00	-1.0	.225	303	95	0	4	2	0
GRAHAM, B.	HH	TCBA	3.1	3.81	2.94	37.8	10.1	6.8	2.9	4.1	.07	-4.0	.205	527	141	2	5	0	0
CATES, E.	HH	TCBA	2.2	4.31	3.04	38.9	11.1	8.3	2.6	3.5	.14	-5.4	.237	551	157	2	2	7	0
MALLOY, H.	HH	TCBA	2.6	5.45	3.96	41.0	14.6	11.4	2.8	4.5	.26	-20.1	.313	631	225	0	6	4	0
SIEVER, E.	HH	TCBA	2.7	4.99	4.03	40.6	13.6	11.7	1.9	2.6	.06	-24.2	.316	716	239	3	0	1	0
Lyon, D.	HH	TCBA	2.9	5.84	4.67	39.7	13.6	10.4	2.9	2.3	.15	-13.8	.292	272	93	1	2	0	0
HOLMES, J.	HH	TCBA	.5	8.24	5.95	43.9	15.1	11.7	3.0	3.2	.00	-14.4	.298	192	66	1	2	0	0
VAIL, B.	HH	TCBA	2.6	7.95	6.22	43.5	17.0	11.9	4.2	8.6	.00	-37.3	.317	454	178	1	10	3	0
Hereford Highlanders			2.8	4.38	3.18	38.7	11.6	8.6	2.6	4.6	.09	-80.8	.251	5947	1785	17	51	26	0

32 Players	Tm	Lg	AVG	G	AB	R	H	2B	3B	HR	TB	RBI	SO	BB	ASB	SB	CS	SBP	GDP
MALLOY, H.	HH	TCBA	.435	22	46	5	20	0	0	0	20	1	2	0	0	0	0	-	1
EVERS, J.	HH	TCBA	.287	109	380	63	109	22	1	0	133	26	38	72	34	19	15	55.9	8
MORAN, P.	HH	TCBA	.283	44	92	7	26	5	1	0	33	13	5	7	5	4	1	80.0	2
RHOADS, B.	SO	TCBA	.263	6	19	2	5	0	1	0	7	3	3	1	0	0	0	-	0
DAVIS, H.	BR	TCBA	.258	25	93	18	24	8	1	4	46	21	11	19	5	3	2	60.0	1
JONES, C.	HH	TCBA	.248	91	306	31	76	12	2	0	92	26	37	25	28	18	10	64.3	3
PHELPS, E.	HH	TCBA	.248	86	274	24	68	11	7	1	96	35	40	13	0	0	0	-	5
LOBERT, H.	HH	TCBA	.232	153	582	65	135	11	10	4	178	57	46	44	62	38	24	61.3	15
PASKERT, D.	HH	TCBA	.230	90	356	33	82	8	7	0	104	41	53	13	26	14	12	53.8	6
LUMLEY, H.	HH	TCBA	.227	121	419	39	95	13	8	5	139	37	62	26	17	1	16	5.9	6
COLLINS, J.	HH	TCBA	.209	135	469	30	98	14	1	0	114	38	70	32	2	0	2	.0	15
STRUNK, A.	HH	TCBA	.207	12	29	4	6	0	0	0	6	2	1	7	0	0	0	-	2
HAHN, E.	HH	TCBA	.207	123	460	59	95	11	6	0	118	30	55	61	15	10	5	66.7	6
AMES, R.	HH	TCBA	.206	16	34	4	7	1	0	0	8	5	2	2	0	0	0	-	1
Lyon, D.	HH	TCBA	.204	139	511	38	104	17	2	6	143	50	109	24	0	0	0	-	10
CREE, B.	HH	TCBA	.200	19	45	5	9	0	1	0	11	6	6	4	1	1	0	100.0	0
OVERALL, O.	BR	TCBA	.200	6	20	2	4	0	0	0	4	1	5	0	0	0	0	-	0
HANNIFIN, J.	HH	TCBA	.188	50	165	14	31	8	0	1	42	10	27	21	6	2	4	33.3	7
DONAHUE, J.	HH	TCBA	.177	50	62	5	11	1	0	0	12	2	9	7	1	1	0	100.0	1
KLEINOW, R.	HH	TCBA	.175	75	228	16	40	4	1	0	46	10	40	21	4	1	3	25.0	6
VAIL, B.	HH	TCBA	.174	19	23	3	4	0	0	0	4	3	4	3	0	0	0	-	0
SIEVER, E.	HH	TCBA	.172	23	58	1	10	0	0	0	10	2	6	0	0	0	0	-	3
LUSH, J.	HH	TCBA	.163	34	92	7	15	4	0	0	19	8	15	12	4	3	1	75.0	3
CATES, E.	HH	TCBA	.146	25	41	4	6	0	1	0	8	2	10	3	0	0	0	-	1
LUDWIG, B.	HH	TCBA	.111	4	9	0	1	0	0	0	1	0	1	1	0	0	0	-	0
BAY, H.	HH	TCBA	.106	14	47	0	5	0	0	0	5	6	12	1	0	0	0	-	1
WILLIS, V.	BR	TCBA	.100	7	20	0	2	0	0	0	2	1	4	2	2	1	1	50.0	1
PRUIETT, T.	HH	TCBA	.100	20	20	1	2	0	0	0	2	0	3	1	0	0	0	-	1
HOLMES, J.	HH	TCBA	.083	14	12	1	1	0	0	0	1	0	0	0	0	0	0	-	0
STRANG, S.	HH	TCBA	.068	61	118	12	8	0	0	0	8	1	18	17	3	3	0	100.0	0
GRAHAM, B.	HH	TCBA	.047	24	43	1	2	0	0	0	2	1	4	0	0	0	0	-	1
MOORE, E.	HH	TCBA	.000	6	7	0	0	0	0	0	0	0	1	0	0	0	0	-	1
Hereford Highlanders			.217	1623	5080	494	1101	150	50	21	1414	438	699	439	215	119	96	55.3	107

32 Players	Tm	Lg	AVG	OBP	SLG	OPS	ISO	SECA	TA	RCON	RC	RC/G	PA	IBB	HBP	SH	SF
MALLOY, H.	HH	TCBA	.435	.435	.435	.870	.000	.000	.741	2.7	8.4	7.5	49	0	0	3	0
EVERS, J.	HH	TCBA	.287	.402	.350	.752	.063	.263	.769	11.6	57.9	5.1	469	0	2	13	1
MORAN, P.	HH	TCBA	.283	.337	.359	.695	.076	.185	.652	1.0	11.6	4.3	104	1	1	3	1
RHOADS, B.	SO	TCBA	.263	.300	.368	.668	.105	.158	.571	-.3	2.2	4.2	20	0	0	0	0
DAVIS, H.	BR	TCBA	.258	.384	.495	.879	.237	.452	.944	6.8	18.8	7.0	112	0	0	0	0
JONES, C.	HH	TCBA	.248	.311	.301	.611	.052	.160	.572	-8.4	30.2	3.3	340	0	4	2	3
PHELPS, E.	HH	TCBA	.248	.282	.350	.632	.102	.150	.521	-7.0	26.8	3.4	291	0	1	0	3
LOBERT, H.	HH	TCBA	.232	.285	.306	.591	.074	.174	.537	-24.7	48.1	2.5	654	2	1	22	5
PASKERT, D.	HH	TCBA	.230	.257	.292	.549	.062	.104	.455	-22.2	25.0	2.2	384	1	2	7	6
LUMLEY, H.	HH	TCBA	.227	.270	.332	.602	.105	.131	.486	-23.8	33.9	2.5	467	2	2	12	8
COLLINS, J.	HH	TCBA	.209	.260	.243	.504	.034	.098	.379	-32.7	28.7	1.9	516	0	1	13	1
STRUNK, A.	HH	TCBA	.207	.361	.207	.568	.000	.241	.520	-.7	2.4	2.6	36	0	0	0	0
HAHN, E.	HH	TCBA	.207	.316	.257	.573	.050	.193	.540	-15.7	43.0	3.0	543	0	14	5	3
AMES, R.	HH	TCBA	.206	.250	.235	.485	.029	.088	.357	-2.5	2.0	1.8	38	0	0	2	0
Lyon, D.	HH	TCBA	.204	.241	.280	.521	.076	.123	.408	-32.5	34.0	2.2	543	1	3	0	5
CREE, B.	HH	TCBA	.200	.288	.244	.533	.044	.156	.500	-2.0	3.9	2.9	52	0	2	0	1
OVERALL, O.	BR	TCBA	.200	.200	.200	.400	.000	.000	.250	-2.2	.9	1.4	21	0	0	1	0
HANNIFIN, J.	HH	TCBA	.188	.282	.255	.536	.067	.182	.455	-10.1	11.3	2.0	193	0	1	5	1
DONAHUE, J.	HH	TCBA	.177	.282	.194	.475	.016	.145	.423	-4.1	4.1	2.1	72	0	2	1	0
KLEINOW, R.	HH	TCBA	.175	.248	.202	.450	.026	.110	.355	-20.6	11.8	1.6	258	0	2	4	3
VAIL, B.	HH	TCBA	.174	.269	.174	.443	.000	.130	.368	-1.9	1.4	1.9	27	0	0	1	0
SIEVER, E.	HH	TCBA	.172	.172	.172	.345	.000	.000	.196	-7.4	1.3	.7	61	0	0	3	0
LUSH, J.	HH	TCBA	.163	.255	.207	.461	.043	.196	.420	-6.7	5.4	1.7	107	0	0	1	2
CATES, E.	HH	TCBA	.146	.222	.195	.417	.049	.122	.333	-4.1	1.9	1.4	46	0	1	1	0
LUDWIG, B.	HH	TCBA	.111	.200	.111	.311	.000	.111	.250	-1.2	.3	.9	10	0	0	0	0
BAY, H.	HH	TCBA	.106	.125	.106	.231	.000	.021	.140	-7.9	.5	.3	48	0	0	0	0
WILLIS, V.	BR	TCBA	.100	.182	.100	.282	.000	.100	.250	-3.2	.3	.4	22	0	0	0	0
PRUIETT, T.	HH	TCBA	.100	.143	.100	.243	.000	.050	.158	-3.3	.2	.3	21	0	0	0	0
HOLMES, J.	HH	TCBA	.083	.083	.083	.167	.000	.000	.091	-2.3	.1	.3	13	0	0	1	0
STRANG, S.	HH	TCBA	.068	.203	.068	.271	.000	.169	.282	-16.3	3.3	.8	142	0	3	4	0
GRAHAM, B.	HH	TCBA	.047	.068	.047	.115	.000	.000	.071	-9.0	.1	.1	44	0	1	0	0
MOORE, E.	HH	TCBA	.000	.000	.000	.000	.000	.000	.000	-1.8	-.1	-.2	8	0	0	1	0
Hereford Highlanders			.217	.282	.278	.561	.062	.153	.482	-252.4	405.1	2.5	5711	7	43	105	43

highlights



**NO
HIT
ZONE**



June 4 – Hereford’s Joe Lush fires the season’s first no-hitter, winning 4-0 in Grand Rapids, walking two batters.

Team	1	2	3	4	5	6	7	8	9	R	H	E	LOB	DP
Hereford Highlanders	0	0	0	2	1	0	1	0	0	4	12	0	11	0
Grand Rapids Wolverines	0	0	0	0	0	0	0	0	0	0	0	2	2	2

Hereford Highlanders (Game 48)																								
NAME	FT	AB	R	HR	BI	2B	3B	HR	TB	SO	BB	IBB	HBP	SH	SF	SB	CS	GDP	AVG	PO	A	E	DP	PB
C. JONES, cf		4	0	1	0	0	0	0	1	1	1	0	0	0	0	1	0	0	.266	3	0	0	0	
J. EVERS, 2b		5	1	1	0	0	0	0	1	0	0	0	0	0	0	0	0	0	.328	0	0	0	0	
H. LOBERT, ss		5	1	3	0	0	1	0	5	0	0	0	0	0	0	1	0	1	.251	0	5	0	0	
D. Lyon, 1b		5	1	2	0	0	0	0	2	1	0	0	0	0	0	0	0	0	.222	12	2	0	0	
J. DONAHUE, 1b		0	0	0	0	0	0	0	0	0	0	0	0	0	0	0	0	0	.170	2	0	0	0	
E. PHELPS, c		3	1	1	1	0	0	0	1	0	2	0	0	0	0	0	0	0	.174	4	2	0	0	0
J. HANNIFIN, rf		2	0	0	0	0	0	0	0	0	1	0	0	2	0	1	0	0	.107	3	0	0	0	
J. COLLINS, 3b		4	0	1	1	0	0	0	1	0	0	0	0	0	0	0	0	0	.207	1	1	0	0	
H. BAY, lf	I	4	0	2	1	0	0	0	2	0	0	0	0	0	0	0	0	0	.188	0	0	0	0	
J. LUSH, p		4	0	1	0	0	0	0	1	0	0	0	0	0	0	0	0	0	.152					
Totals		36	4	12	3	0	1	0	14	2	4	0	0	2	0	3	0	2						

NAME	FT	G	SC	IP	H	R	ER	2B	3B	HR	BF	SO	BB	IBB	HB	SH	SF	WP	BK	IR	ERA
J. LUSH, W, 6- 5		87	9.0	9.0	0	0	0	0	0	0	29	2	2	0	0	0	0	0	0	0	1.86
Totals			9.0	9.0	0	0	0	0	0	0	29	2	2	0	0	0	0	0	0	0	

Grand Rapids Wolverines (Game 48)																								
NAME	FT	AB	R	HR	BI	2B	3B	HR	TB	SO	BB	IBB	HBP	SH	SF	SB	CS	GDP	AVG	PO	A	E	DP	PB
A. DEVLIN, 3b		4	0	0	0	0	0	0	0	0	0	0	0	0	0	0	0	0	.257	0	1	0	0	
A. SCHWEITZER, lf		3	0	0	0	0	0	0	0	0	1	0	0	0	0	0	0	0	.333	1	1	0	0	
S. CRAWFORD, rf		3	0	0	0	0	0	0	0	0	0	0	0	0	0	0	0	0	.328	2	0	0	0	
E. KONETCHY, 1b		2	0	0	0	0	0	0	0	1	1	0	0	0	0	0	0	0	.199	10	2	0	2	
B. GANLEY, cf		3	0	0	0	0	0	0	0	0	0	0	0	0	0	0	0	0	.261	3	0	0	0	
B. DAHLEN, ss		3	0	0	0	0	0	0	0	0	0	0	0	0	0	0	0	0	.185	2	3	0	2	
O. KNABE, 2b		3	0	0	0	0	0	0	0	0	0	0	0	0	0	0	0	0	.199	5	4	1	2	
A. SHAW, c		2	0	0	0	0	0	0	0	0	0	0	0	0	0	0	0	0	.160	3	0	1	0	0
A. STORKE, ph		1	0	0	0	0	0	0	0	0	0	0	0	0	0	0	0	0	.286	0	0	0	0	
F. SNODGRASS, c		0	0	0	0	0	0	0	0	0	0	0	0	0	0	0	0	0	.000	1	0	0	0	0
E. KILLIAN, p		2	0	0	0	0	0	0	0	1	0	0	0	0	0	0	0	0	.050					
R. BRESNAHAN, ph		1	0	0	0	0	0	0	0	0	0	0	0	0	0	0	0	0	.336	0	0	0	0	
Totals		27	0	0	0	0	0	0	0	2	2	0	0	0	0	0	0	0						

NAME	FT	G	SC	IP	H	R	ER	2B	3B	HR	BF	SO	BB	IBB	HB	SH	SF	WP	BK	IR	ERA
E. KILLIAN, L, 2- 4		49	9.0	12	4	2	0	1	0	0	42	2	4	0	0	2	0	0	0	0	4.63
Totals			9.0	12	4	2	0	1	0	0	42	2	4	0	0	2	0	0	0	0	



COVELESKIE, CINCINNATI NAT'L

August 4 – Harry Coveleski no-hits Bradenton 5-0, walking two hitters as the Cleveland Naps win.

Bradenton Buckeyes at Cleveland Naps															
Team	1	2	3	4	5	6	7	8	9	R	H	E	LOB	DP	
Bradenton Buckeyes	0	0	0	0	0	0	0	0	0	0	0	2	2	0	
Cleveland Naps	0	0	0	3	0	1	1	0		5	4	0	4	0	

Bradenton Buckeyes (Game 107)																										
NAME	FT	AB	R	HR	BI	2B	3B	HR	TB	SO	BB	IBB	HBP	SH	SF	SB	CS	GDP	AVG	PO	A	E	DP	PB		
N. LAJOIE, 2b		4	0	0	0	0	0	0	0	2	0	0	0	0	0	0	0	0	.249	0	2	0	0			
G. DAVIS, ss		4	0	0	0	0	0	0	0	1	0	0	0	0	0	0	0	0	.262	1	3	1	0			
C. SEYMOUR, rf		3	0	0	0	0	0	0	0	1	0	0	0	0	0	0	0	0	.298	3	1	0	0			
H. DAVIS, 1b		3	0	0	0	0	0	0	0	0	0	0	0	0	0	0	0	0	.256	6	2	0	0			
H. ZIMMERMAN, 3b		3	0	0	0	0	0	0	0	1	0	0	0	0	0	0	0	0	.209	1	0	0	0			
E. McFARLAND, c		3	0	0	0	0	0	0	0	0	0	0	0	0	0	0	0	0	.258	8	1	0	0	0		
W. Wood, lf		3	0	0	0	0	0	0	0	1	0	0	0	0	0	0	0	0	.234	0	0	0	0			
S. BARRY, cf		2	0	0	0	0	0	0	0	0	0	0	0	0	0	0	0	0	.164	5	0	0	0			
F. STEM, ph		1	0	0	0	0	0	0	0	0	0	0	0	0	0	0	0	0	.233	0	0	0	0			
W. DONOVAN, p		1	0	0	0	0	0	0	0	0	1	0	0	0	0	0	0	0	.156							
D. CRISS, ph		0	0	0	0	0	0	0	0	0	1	0	0	0	0	0	0	0	.200	0	0	0	0			
Totals		27	0	0	0	0	0	0	0	6	2	0	0	0	0	0	0	0								
NAME	FT	G	SC	IP	H	R	ER	2B	3B	HR	BF	SO	BB	IBB	HB	SH	SF	WP	BK	IR	ERA					
W. DONOVAN, L, 9-11		61	8.0	4	5	4	0	1	0	33	8	3	0	1	0	1	0	0	0	0	2.69	0	1	1	0	
Totals		8.0	4	5	4	0	1	0	33	8	3	0	1	0	1	0	0	0	0	0		24	10	2	0	0

Cleveland Naps (Game 107)																										
NAME	FT	AB	R	HR	BI	2B	3B	HR	TB	SO	BB	IBB	HBP	SH	SF	SB	CS	GDP	AVG	PO	A	E	DP	PB		
B. BESCHER, rf		3	1	1	1	0	0	0	1	1	0	0	1	0	0	1	0	0	.286	2	0	0	0			
F. TENNEY, 1b		2	2	0	0	0	0	0	0	2	2	0	0	0	0	0	0	0	.240	8	1	0	0			
C. HEMPHILL, cf		4	1	2	2	0	1	0	4	0	0	0	0	0	0	0	0	0	.264	4	0	0	0			
E. COLLINS, 2b		4	0	0	1	0	0	0	0	2	0	0	0	0	0	0	0	0	.273	2	2	0	0			
A. SHAW, lf		2	0	0	1	0	0	0	0	0	1	0	0	0	1	0	0	0	.221	2	0	0	0			
A. BRIDWELL, ss		4	0	1	0	0	0	0	1	0	0	0	0	0	0	0	0	0	.279	0	4	0	0			
H. STEINFELDT, 3b		3	0	0	0	0	0	0	0	2	0	0	0	0	0	0	0	0	.229	0	0	0	0			
A. SCHLEI, c		3	1	0	0	0	0	0	0	0	0	0	0	0	0	0	0	0	.270	8	0	0	0	0		
H. COVELESKI, p		3	0	0	0	0	0	0	0	1	0	0	0	0	0	0	0	0	.000							
Totals		28	5	4	5	0	1	0	6	8	3	0	1	0	1	1	0	0								
NAME	FT	G	SC	IP	H	R	ER	2B	3B	HR	BF	SO	BB	IBB	HB	SH	SF	WP	BK	IR	ERA					
H. COVELESKI, W, 3-1		91	9.0	0	0	0	0	0	0	29	6	2	0	0	0	0	0	0	0	0	.71	1	0	0	0	
Totals		9.0	0	0	0	0	0	0	29	6	2	0	0	0	0	0	0	0	0	0		27	7	0	0	0




CAMNITZ, PITTSBURG

August 20 – Bradenton’s Howie Camnitz no-hits Hereford, 3-0 A walk to Hans Lobert spoils an otherwise perfect game.

Team	1	2	3	4	5	6	7	8	9	R	H	E	LOB	DP
Hereford Highlanders	0	0	0	0	0	0	0	0	0	0	0	0	1	1
Bradenton Buckeyes	1	0	1	0	0	1	0	0		3	7	0	4	0

Hereford Highlanders (Game 122)																										
NAME	FT	AB	R	HRBI	2B	3B	HR	TB	SO	BB	IBB	HBP	SH	SF	SB	CS	GDP	AVG	PO	A	E	DP	PB			
E. HAHN, lf		4	0	0	0	0	0	0	1	0	0	0	0	0	0	0	0	.211	0	1	0	0				
J. EVERS, 2b		3	0	0	0	0	0	0	0	0	0	0	0	0	0	0	0	.285	3	4	0	1				
H. LOBERT, ss		2	0	0	0	0	0	0	1	1	0	0	0	0	0	0	0	.247	2	2	0	0				
D. PASKERT, cf		3	0	0	0	0	0	0	0	0	0	0	0	0	0	0	0	.229	2	0	0	0				
D. Lyon, 1b		3	0	0	0	0	0	0	1	0	0	0	0	0	0	0	0	.220	9	1	0	1				
H. LUMLEY, rf		3	0	0	0	0	0	0	1	0	0	0	0	0	0	0	0	.226	1	0	0	0				
J. COLLINS, 3b		3	0	0	0	0	0	0	1	0	0	0	0	0	0	0	0	.207	1	6	0	1				
R. KLEINOW, c		2	0	0	0	0	0	0	2	0	0	0	0	0	0	0	0	.156	5	2	0	0	0			
S. STRANG, ph		1	0	0	0	0	0	0	0	0	0	0	0	0	0	0	0	.066	0	0	0	0				
J. LUSH, p		2	0	0	0	0	0	0	0	0	0	0	0	0	0	0	0	.173								
P. MORAN, ph		1	0	0	0	0	0	0	0	0	0	0	0	0	0	0	0	.290	0	0	0	0				
Totals		27	0	0	0	0	0	0	7	1	0	0	0	0	0	0	0									
NAME	FT	G	SC	IP	H	R	ER	2B	3B	HR	BF	SO	BB	IBB	HB	SH	SF	WP	BK	IR	ERA	PO	A	E	DP	PB
J. LUSH, L, 11-14		59	8.0	7	3	3	0	1	0	0	31	5	2	0	0	1	0	0	0	0	1.99	1	1	0	0	
Totals			8.0	7	3	3	0	1	0	0	31	5	2	0	0	1	0	0	0	0		24	17	0	1	0

Bradenton Buckeyes (Game 122)																										
NAME	FT	AB	R	HRBI	2B	3B	HR	TB	SO	BB	IBB	HBP	SH	SF	SB	CS	GDP	AVG	PO	A	E	DP	PB			
N. LAJOIE, 2b		4	1	1	0	0	0	1	0	0	0	0	0	0	0	0	0	.247	1	2	0	0				
C. SEYMOUR, rf		4	1	1	0	0	0	1	1	0	0	0	0	0	0	0	0	.279	2	0	0	0				
H. DAVIS, 1b		4	0	0	0	0	0	0	0	0	0	0	0	0	0	0	0	.250	8	0	0	0				
E. McFARLAND, c		3	0	2	0	0	1	4	1	1	0	0	0	0	0	0	0	.248	8	1	0	0	0			
J. COOMBS, cf		3	1	2	2	0	0	2	0	0	0	0	0	0	0	0	0	.275	6	0	0	0				
W. Wood, lf		3	0	1	1	0	0	1	1	0	0	0	0	0	0	0	0	.248	1	0	0	0				
T. SHEEHAN, 3b		2	0	0	0	0	0	0	0	1	0	0	0	0	0	0	1	.217	0	0	0	0				
J. ATZ, ss		2	0	0	0	0	0	0	0	0	0	0	1	0	0	0	0	.198	1	2	0	0				
H. CAMNITZ, p		3	0	0	0	0	0	0	2	0	0	0	0	0	0	0	0	.104								
Totals		28	3	7	3	0	1	9	5	2	0	0	1	0	0	0	1									
NAME	FT	G	SC	IP	H	R	ER	2B	3B	HR	BF	SO	BB	IBB	HB	SH	SF	WP	BK	IR	ERA	PO	A	E	DP	PB
H. CAMNITZ, W, 11-12		93	9.0	0	0	0	0	0	0	0	28	7	1	0	0	0	0	0	0	0	1.92	0	0	0	0	
Totals			9.0	0	0	0	0	0	0	0	28	7	1	0	0	0	0	0	0	0		27	5	0	0	0



WADDELL, ST. LOUIS

August 30 – Pittsburgh’s Rube Waddell no-hits London, but loses, 2-0, as 4 walks and 2 errors lead to a 4th inning rally.

London Tecumsehs at Pittsburgh Rebels															
Team	1	2	3	4	5	6	7	8	9	R	H	E	LOB	DP	
London Tecumsehs	0	0	0	0	0	2	0	0	0	2	0	0	3	0	
Pittsburgh Rebels	0	0	0	0	0	0	0	0	0	0	7	2	6	1	

London Tecumsehs (Game 131)																										
NAME	FT	AB	R	HR	BI	2B	3B	HR	TB	SO	BB	IBB	HBP	SH	SF	SB	CS	GDP	AVG	PO	A	E	DP	PB		
W. KEELER, rf		2	0	0	0	0	0	0	0	0	1	0	0	1	0	0	0	0	.260	2	0	0	0			
B. SHIPKE, 3b		3	0	0	0	0	0	0	0	1	1	0	0	0	0	0	0	0	.219	0	1	0	0			
D. HOFFMAN, cf		3	0	0	1	0	0	0	0	0	0	0	0	0	1	0	0	0	.203	4	0	0	0			
M. DOOLAN, ss		4	0	0	0	0	0	0	0	0	0	0	0	0	0	0	0	0	.227	4	2	0	0			
E. Hebscher, lf		4	0	0	0	0	0	0	0	1	0	0	0	0	0	0	0	0	.159	3	1	0	0			
W. CLEMENT, lf		0	0	0	0	0	0	0	0	0	0	0	0	0	0	0	0	0	.221	0	0	0	0			
G. GIBSON, c		3	0	0	0	0	0	0	0	1	0	0	0	0	0	0	0	0	.260	2	0	0	0	0		
D. McGANN, 1b		3	0	0	0	0	0	0	0	0	0	0	0	0	0	0	0	0	.234	10	0	0	0			
M. MOWREY, 2b		1	1	0	0	0	0	0	0	0	2	0	0	0	0	0	0	0	.172	2	6	0	0			
B. BAILEY, p		1	1	0	0	0	0	0	0	1	0	0	0	2	0	0	0	0	.048							
Totals		24	2	0	1	0	0	0	0	4	4	0	0	3	1	0	0	0								
NAME	FT	G	SC	IP	H	R	ER	2B	3B	HR	BF	SO	BB	IBB	HB	SH	SF	WP	BK	IR	ERA	PO	A	E	DP	PB
B. BAILEY, W, 5- 4		7	5	9.0	7	0	0	0	0	0	33	2	0	0	0	0	0	0	0	0	2.78	0	1	0	0	
Totals		9.0	7	0	0	0	0	0	0	0	33	2	0	0	0	0	0	0	0	0		27	11	0	0	0


Pittsburgh Rebels (Game 131)																										
NAME	FT	AB	R	HR	BI	2B	3B	HR	TB	SO	BB	IBB	HBP	SH	SF	SB	CS	GDP	AVG	PO	A	E	DP	PB		
F. OSBORN, rf		4	0	0	0	0	0	0	0	0	0	0	0	0	0	0	0	0	.269	0	0	0	0			
E. ABBATICCHIO, 2b		4	0	2	0	0	0	0	2	1	0	0	0	0	0	0	0	0	.211	3	1	0	0			
G. STOVALL, 1b		4	0	1	0	0	0	0	1	0	0	0	0	0	0	0	0	0	.271	10	1	0	1			
J. TINKER, ss		4	0	2	0	0	0	0	2	0	0	0	0	0	0	0	0	0	.255	0	7	0	0			
H. FERRIS, 3b		4	0	0	0	0	0	0	0	0	0	0	0	0	0	0	0	0	.251	0	1	0	0			
T. SPEAKER, cf		3	0	0	0	0	0	0	0	0	0	0	0	0	0	0	0	0	.229	4	0	0	0			
I. THOMAS, ph		1	0	0	0	0	0	0	0	0	0	0	0	0	0	0	0	0	.373	0	0	0	0			
F. BOWERMAN, c		3	0	1	0	0	0	0	1	0	0	0	0	0	0	0	0	0	.234	5	1	0	1	0		
T. McMILLAN, lf		3	0	1	0	0	0	0	1	1	0	0	0	0	0	1	0	0	.225	5	0	1	0			
R. WADDELL, p		3	0	0	0	0	0	0	0	0	0	0	0	0	0	0	0	0	.121							
Totals		33	0	7	0	0	0	0	7	2	0	0	0	0	0	1	0	0								
NAME	FT	G	SC	IP	H	R	ER	2B	3B	HR	BF	SO	BB	IBB	HB	SH	SF	WP	BK	IR	ERA	PO	A	E	DP	PB
R. WADDELL, L, 17-14		9	0	9.0	0	2	0	0	0	0	32	4	4	0	0	3	1	1	0	0	1.98	0	1	1	0	
Totals		9.0	0	2	0	0	0	0	0	0	32	4	4	0	0	3	1	1	0	0		27	12	2	1	0

A vinyl record is shown from a top-down perspective, partially covered by a bright blue sleeve. The record's surface is black with a visible grooved pattern. The text "ONE-HIT WONDERS" is printed in a large, bold, yellow font with a red and blue outline, centered on the record. The sleeve's edge is visible at the bottom and sides, framing the record.

**ONE-HIT
WONDERS**

Opening Day – April 12, 1908

George McQuillan sets the tone for the season, facing just 28 hitters as Pittsburgh defeats Bradenton, 1-0. George allows just the one base runner – Cy Seymour, who singled.



We had 34 one-hitters thrown this season, in addition to the five no-hitters. Five of the 34 were in losing efforts. Fourteen of the 34 resulted in scores of 1-0 (including 4 of the losing efforts). The biggest loss was 2-0 for Bugs Raymond (BU). The maximum support was 12-0 for CL's Jeff Pfiester.

One game went 12 innings, and another went 18. One lasted only six innings and saw BOTH pitchers allow just the one hit.

Cy Seymour (BR) and Joe Tinker (PR) each broke up two of the no-hitters. Two no-hitters were spoiled by the opposing pitcher. Three were busted by pinch hitters including two by our Player-Managers. In fat, three of the no-hitters were spoiled by the PM's.

Eighteen were thrown on the road and sixteen were tossed at home. Two each were thrown on June 16, and two more on June 18, in addition to the dual 1-hitters thrown in the rain shortened August 11 game, but May 27 took the prize, with three 1-hitters thrown that afternoon.

Rube Waddell and Mordecai "Three Finger" Brown each threw a pair of one-hitters. Cy Young pitched three one-hitters, but no one compared to Addie Joss, who threw FIVE one-hitters --- and lost THREE of them!

The details and highlights follow:



Team	1	2	3	4	5	6	7	8	9	10	11	12
Waukesha Freeman	0	0	0	0	0	0	0	0	0	0	0	0
Mexicali Mallards	0	0	0	0	0	0	0	0	0	0	0	0

Team	13	14	15	16	17	18	R	H	E	LOB	DP
Waukesha Freeman	0	0	0	0	0	0	0	6	1	8	0
Mexicali Mallards	0	0	0	0	0	1	1	1	2	4	0

Waukesha Freeman (Game 74)																							
NAME	FT	AB	R	HRBI	2B	3B	HR	TB	SO	BB	IBB	HBP	SH	SF	SB	CS	GDP	AVG	PO	A	E	DP	PB
H. WAGNER, ss		5	0	1	0	0	0	1	0	2	0	0	0	0	1	1	0	.349	2	6	1	0	
M. HUGGINS, 2b		5	0	0	0	0	0	0	0	2	0	0	0	0	2	0	0	.201	2	2	0	0	
J. STAHL, cf		7	0	2	0	1	0	3	1	0	0	0	0	0	0	1	0	.277	3	0	0	0	
F. ISBELL, 1b		6	0	0	0	0	0	0	0	1	0	0	0	0	0	0	0	.242	19	4	0	0	
J. KLING, lf		6	0	1	0	0	0	1	0	0	0	0	1	0	0	3	0	.320	5	0	0	0	
T. NEEDHAM, c		2	0	0	0	0	0	0	1	0	0	0	0	0	0	0	0	.250	5	0	0	0	0
J. FREEMAN, ph		1	0	1	0	0	0	1	0	0	0	0	0	0	0	0	0	.314	0	0	0	0	
T. SPENCER, c		4	0	0	0	0	0	0	0	0	0	0	0	0	0	0	0	.228	8	0	0	0	0
K. Sajdak, 3b		5	0	1	0	0	0	1	1	1	0	0	0	0	0	0	0	.243	0	5	0	0	
R. KILLEFER, pr-3b		1	0	0	0	0	0	0	0	0	0	0	0	0	0	0	0	.228	0	0	0	0	
M. MITCHELL, rf		3	0	0	0	0	0	0	0	0	0	0	0	0	0	0	0	.173	1	0	0	0	
A. BURCH, ph-rf		2	0	0	0	0	0	0	0	1	0	0	1	0	0	0	0	.229	2	0	0	0	
A. JOSS, p		6	0	0	0	0	0	0	2	0	0	0	0	0	0	0	0	.105					
Totals		53	0	6	0	1	0	7	5	7	0	0	2	0	1	7	0						

NAME	FT	G	SC	IP	H	R	ER	2B	3B	HR	BF	SO	BB	IBB	HB	SH	SF	WP	BK	IR	ERA	
A. JOSS, L, 15- 3		13	17.0	1	1	0	0	1	0	0	56	11	2	1	1	0	0	0	0	0	0	.94
Totals		17.0	1	1	0	0	1	0	0	0	56	11	2	1	1	0	0	0	0	0	0	

Mexicali Mallards (Game 74)																							
NAME	FT	AB	R	HRBI	2B	3B	HR	TB	SO	BB	IBB	HBP	SH	SF	SB	CS	GDP	AVG	PO	A	E	DP	PB
P. DOUGHERTY, lf		7	1	0	0	0	0	0	2	0	0	0	0	0	0	0	0	.214	5	0	0	0	
F. CHANCE, 1b		7	0	1	1	0	1	3	0	0	0	0	0	0	0	0	0	.256	22	3	0	0	
B. SCHMIDT, c		6	0	0	0	0	0	0	1	0	0	0	0	0	0	0	0	.276	6	7	0	0	0
J. WILLIAMS, 2b		6	0	0	0	0	0	0	1	0	0	0	0	0	0	0	0	.178	8	5	0	0	
D. SULLIVAN, cf		6	0	0	0	0	0	0	0	0	0	0	0	0	0	0	0	.227	5	0	0	0	
J. BARRY, ss		5	0	0	0	0	0	0	0	0	0	0	1	0	0	1	0	.211	3	6	0	0	
L. TANNEHILL, 3b		3	0	0	0	0	0	0	0	0	0	0	0	0	0	0	0	.172	0	3	1	0	
M. McCORMICK, ph		0	0	0	0	0	0	0	0	1	1	0	0	0	0	0	0	.315	0	0	0	0	
A. Keefer, 3b		2	0	0	0	0	0	0	0	0	0	0	0	0	0	0	0	.190	1	3	1	0	
I. McILVEEN, rf		2	0	0	0	0	0	0	0	1	0	0	0	0	0	0	0	.211	1	0	0	0	
C. MILAN, ph-rf		3	0	0	0	0	0	0	2	0	0	0	0	0	0	0	0	.240	1	0	0	0	
L. MOREN, p		5	0	0	0	0	0	0	4	0	0	0	0	0	0	0	0	.292					
G. SUGGS, p		1	0	0	0	0	0	0	1	0	0	0	0	0	0	0	0	.500					
Totals		53	1	1	1	0	1	0	3	11	2	1	1	0	0	1	0						

NAME	FT	G	SC	IP	H	R	ER	2B	3B	HR	BF	SO	BB	IBB	HB	SH	SF	WP	BK	IR	ERA	
L. MOREN		10	6	15.0	4	0	0	1	0	0	52	4	7	0	0	1	0	0	0	0	0	3.28
G. SUGGS, W, 3- 0		3.0	2	0	0	0	0	0	0	0	10	1	0	0	0	1	0	0	0	1	1.32	
Totals		18.0	6	0	0	0	1	0	0	0	62	5	7	0	0	2	0	0	0	1		



July 1

Joss
vs
Moren



This was one to remember as both pitchers were on their games. **Addie Joss** threw 17 innings of no-hit ball for Waukesha while the Mallards' Lew Moren went 15 innings giving up 4 hits & 7 walks but 0 runs helped by the Mallard catcher, Boss Schmidt, who threw out 7 of 8 Freeman trying to steal. Suggs came on to pitch for Mexicali in the 15th & pitched into the 18th, not allowing a run. When the Mallards came to bat Dougherty reached on a Honus Wagner error & Frank Chance got the Mallards 1'st & only hit of the game, a run scoring triple for a 1-0 Mexicali win.

**Addie Joss threw an incredible five (5) one-hitters this season, and lost three of them!
He won his first one-hitter, 2-1 on June 23 in Pittsburgh despite allowing a HR to Joe Tinker.**

His 2nd 1-hitter was actually a No-Hitter for SEVENTEEN innings, before losing in the 18th inning on a Frank Chance triple in Mexicali, 1-0, on July 1.



His 3rd 1-hitter was another defeat, again 1-0, this time in Mimosa, whose Mirthmakers scored an unearned run in the 1st inning on July 31. Claude Rossman, who later got the one single against Addie, also had the 1st inning SF.

Addie lost his third straight 1-hitter by a 1-0 score in a rain-shortened game against Long Island on August 11. Fred Parent's rbi single spoiled that effort.

On September 17, Addie took a no-hitter into the 9th inning. Pinch hitter player-manager Baldy Flanagan led off the 9th inning with a crisp single, but it wasn't nearly enough as Waukesha finally scored for Addie, who won his 5th 1-hitter of the season, 5-0.

The Freeman offense generated just seven (7) runs for Addie in his five (5) one-hit efforts.

Cy Young threw THREE (3) one-hitters this year for the Turin Mountaineers. The first was a 1-0 victory over Bergen on May 30. George Stone's single spoiled that no-hit bid. The second came 4 weeks later, on June 28 when Cy again won, 1-0, this time against Hereford. Mound opponent Joe Lush spoiled that no-hitter with a double. The third effort occurred on July 23 against London. Turin won that game, 2-0, despite a triple by Bill Shipke.



June 16 saw both Harry McIntire (Mexicali at Hyde Park) and Mordecai “Three Finger” Brown (Bergen at South Starrucca) toss one-hitters.

PLAYER MANAGER Red Braun broke up McIntire’s no-hitter with his 9th inning pinch hit Home Run, making the final score 6-1.


Brown’s effort, a 9-0 victory, was marred only by a Neal Ball double.



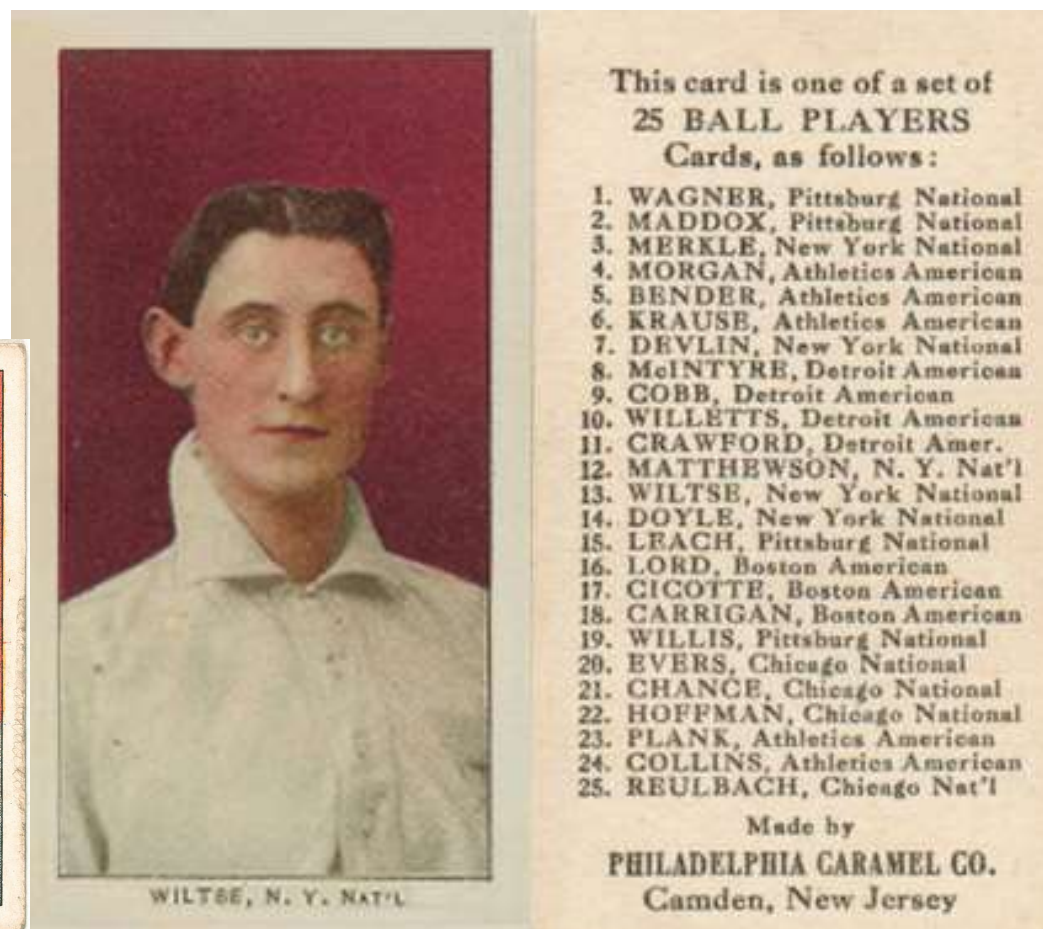


MCINTYRE, BROOKLYN.






September 9 – Mordecai “Three Finger” Brown throws his second 1-hitter of the season as Bergen defeats Bradenton, 2-1. Cy Seymour’s single didn’t impact the scoring. Mordecai walked just one hitter (Harry Davis, who scored) and survived one error, facing 29 batters. Two of his three sacrifice bunts led to the Barfly runs in an important win down the stretch.



In addition to the two 1-hitters thrown by Mordecai Brown, the Barflies also benefitted from 1-hitters thrown by Frank Arellanes (4-0 on June 22 against the Cleveland Naps, spoiled by an Al Bridwell single) and by Hooks Wiltse (1-0 on June 30 against Mimosa, spoiled by a Mike Donovan single).



May 27 was the most prolific day for one-hitters. We had three (3) of them!
Rube Waddell allowed only a double by PLAYER-MANAGER Jimmy “Mac” McEneaney
as Pittsburgh defeated Long Island, 7-0.
Charlie Chech and Mimosa defeated South Starrucca, 6-0, as Larry Doyle singled.
Orval Overall and Bradenton won 7-0 against Hereford, as Red Kleinow singled.




June 18 saw both Elmer Steele (Mexicali @ Cleveland Naps) and Lew Richie (Mimosa vs Pittsburgh) throw their one-hitters.

A double by Eddie Collins was the only blemish in Steele's 2-0 victory.

Joe Tinker doubled against Richie, who won his game by a 1-0 margin.

These efforts gave us four (4) one hitters in just three (3) days, all spoiled by extra base hits (3 x 2B, and Red's HR).



August 11

Both Joe Lake and Addie Joss allowed just one hit apiece in a rain shortened game in Waukesha (six innings). Lake allowed only a Mike Mitchell double, as his Islanders prevailed 1-0, thanks to a Freddie Parent RBI single that spelled defeat for Joss and the Freeman. It was Joss' 4th one-hitter of the season – and his third defeat!



LAKE, ST. LOUIS AMER.

DRUM
Cigarettes
Base Ball Series
350
SUBJECTS
FACTORY 47 26, ST. LOUIS, MO.

ADDIE JOSS

BASEBALL GREATS

ADRIAN C. JOSS
Apr. 12, 1880 to Apr. 14, 1911



Joss was a great pitcher from the start of his career which took him from the University of Wisconsin to Toledo in 1900. He won 19 games his first year, and 25 the next. He moved to Cleveland where he ended his career in 1910. In 1907, he had a 27-11 season. In 1910, he hurled a no-hitter against the White Sox after having pitched a perfect game, against them two years earlier. Both games he won 1-0.

Major League Record

Years9
Games284
IP2342
Won159
Lost96
Pct.625
SO933
BB382

© F.H.F. • Printed U.S.A.

Burt Keeley lost his one-hitter on June 19, pitching for Hyde Park against South Starrucca. Davy Jones singled in the 7th inning, stole 2nd base, advanced on a sacrifice bunt, and scored on a sacrifice fly as the Ainspans defeated the Vitamen, 1-0.



July 22


Jack Powell went twelve (12) innings, earning a Game Score of 100, as Mimosa edged the Rebels in Pittsburgh, 1-0. Powell allowed only a George Stovall single and two walks, one of which was intentionally issued, and one Mirthmaker error, facing 38 batters.




Bugs Raymond of Buffalo suffered the largest defeat while throwing a 1-hitter this year. Mimosa's Ginger Beaumont delivered the only effective blow against Bugs, but it was an RBI double in the 4th inning that followed two walks, a sacrifice, and a Fred Clarke SF sending the Mirthmakers to a 2-0 win on August 27 behind the pitching of Sam Leever.




September 6 – Rube Waddell throws his second 1-hitter of the season as Pittsburgh defeats Hereford, 8-0. Rube allows only an Ed Phelps single and one base on balls, and survives four Rebel errors while striking out eight men.





The Cleveland Naps got two one-hitters this year. The first was tossed by Christy Mathewson on August 14 in London, a 6-0 win for the Naps. George Perring's single was the only hit allowed by "Matty". The second 1-hitter was thrown by Jeff Pfiester on September 11, a 12-0 victory over Mexicali. The only Mallard hit was a single by Jack Barry.





Relocation didn't adversely affect the Cleveland Spiders, who got a 1-hit performance from Big Ed Walsh on September 3, a 4-0 win over Bradenton, spoiled by a Harry Davis double.

London won 4-0 in Hereford on May 5, thanks to an Al Mattern 1-hitter. Al's no-hit bid was spoiled by a 9th inning pinch hit single by Pat Moran.





C. FRASER, PHILADELPHIA, NAT'L.

June was a great month for Mallard pitching. Chick Fraser threw their 3rd 1-hitter on the 26th, allowing only a Ben Egan single while defeating Bergen, 1-0.

In addition to the three 1-hitters thrown by Cy Young, Turin also benefitted from Eddie Plank's effort in a 5-1 win in Hyde Park on July 16. Walter Blair's 5th inning single also spoiled the shutout effort.




PLANK, PHILA. AMER.




Two more 1-hitters were thrown by Mahley Division pitchers.

Kaiser Wilhelm took South Starrucca to a 1-0 win in Buffalo on July 10, allowing only a Glenn Liebhardt single.

Doc White won 2-0 for Long Island, over Bergen, despite a Rudy Hulswitt single on August 31.





CAMNITZ, PITTSBURG

The Bradenton Buckeyes benefited from 3 one hitters this season. The first was tossed on May 15 by Howie Camnitz in a 5-0 win against Turin. Honus Wagner's single was the only hit. Orval Overall's gem was one of 3 tossed in Origins on May 27. The last was thrown by Wild Bill Donovan on August 9 and was also against Turin. John Hummel's single was the only Mountaineer hit that afternoon.



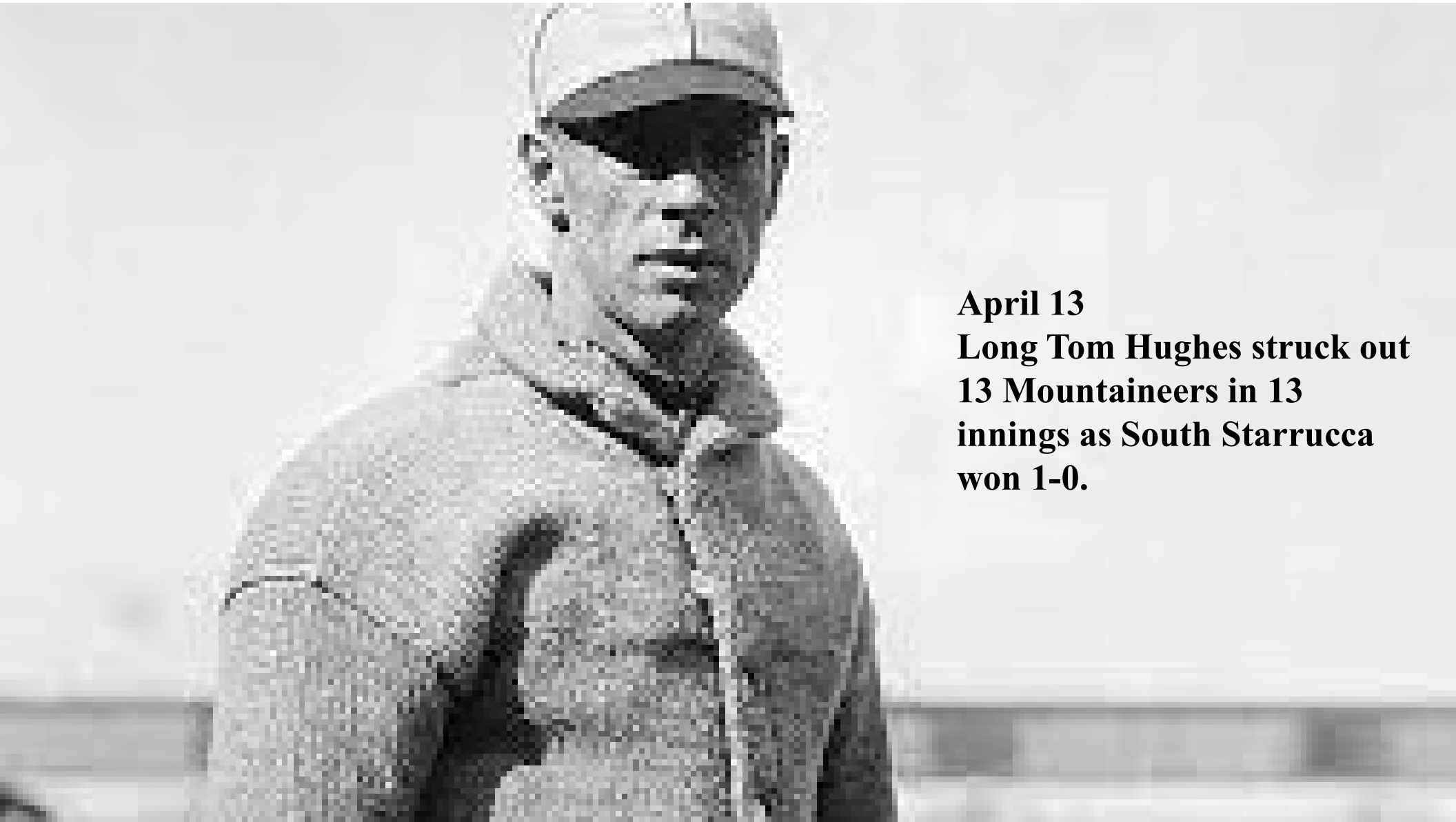
DONOVAN, DETROIT



Seven times this season a pitcher struck out more than a dozen batters in one game. Two of those came in losing causes and two came in extra inning games. Bob Vail (HH)fanned 15 hitters in only 8 innings of work, but Christy Mathewson (CL) had the season high of 16 hitters.

K





April 13
Long Tom Hughes struck out
13 Mountaineers in 13
innings as South Starrucca
won 1-0.

May 17
Nap Rucker fans 14 Barflies
as London wins, 6-4.






June 23

**Johnny Lush fans 13 hitters
in 14.1 innings of work, but
Hereford loses at London,
4-3, in the 15th inning**



August 11
Chief Bender strikes out 13
Barflies as Buffalo wins 9-2.



August 17
Bob Vail strikes out 15
batters in just 8 innings of
work, but Hereford drops a
5-3 decision to Bergen.



August 26
Ed Walsh fans 13 Mallards as
the Cleveland Spiders defeat
Mexicali, 6-2.



September 18
Christy Mathewson strikes
out a season best 16 hitters,
walking just 1, as the
Cleveland Naps defeat
Bergen, 9-1, on his 2-hitter.



One hundred and forty-six (146) games were settled in extra innings this season

10 innings – 54

11 innings – 38

12 innings – 21

13 innings - 12

14 innings - 9

15 innings - 8

plus these four extended contests:

16 Innings – July 12 – Bergen wins 4-3 against Grand Rapids

17 Innings – July 7 – Hyde Park wins 6-5 against Buffalo


18 Innings – July 1 – Mexicali wins 1-0 over Addie Joss and the Waukesha Freeman

19 Innings – September 19 – South Starrucca outlasts Long Island, 4-3.





We had thirteen (13) five-hit days this season. Honus Wagner of Waukesha was the only player to do it twice






CRAWFORD, DETROIT



HULSWITT, ST. LOUIS NAT'L



COBB, DETROIT



FERRIS, ST. LOUIS AMER.



F. CLARKE, PITTSBURG



CHANCE, CHICAGO NAT'L

The other eleven:

Sam Crawford (GW)

Rudy Hulswitt (BE)

Ty Cobb (BU)

Hobe Ferris (PR)

Fred Clarke (MI)

Frank Chance (ME)


Roy Hartzell (HP)

Mike Mitchell (WA)

Roger Bresnahan (GW)

Mike Donovan (MI)

Otis Clymer (BE)



Hartzell, r.f. St. Louis Am.



MITCHELL, CINCINNATI



CARDINALS
OF THE
ST. LOUIS NATIONALS



CLYMER, COLUMBUS

Long Ball



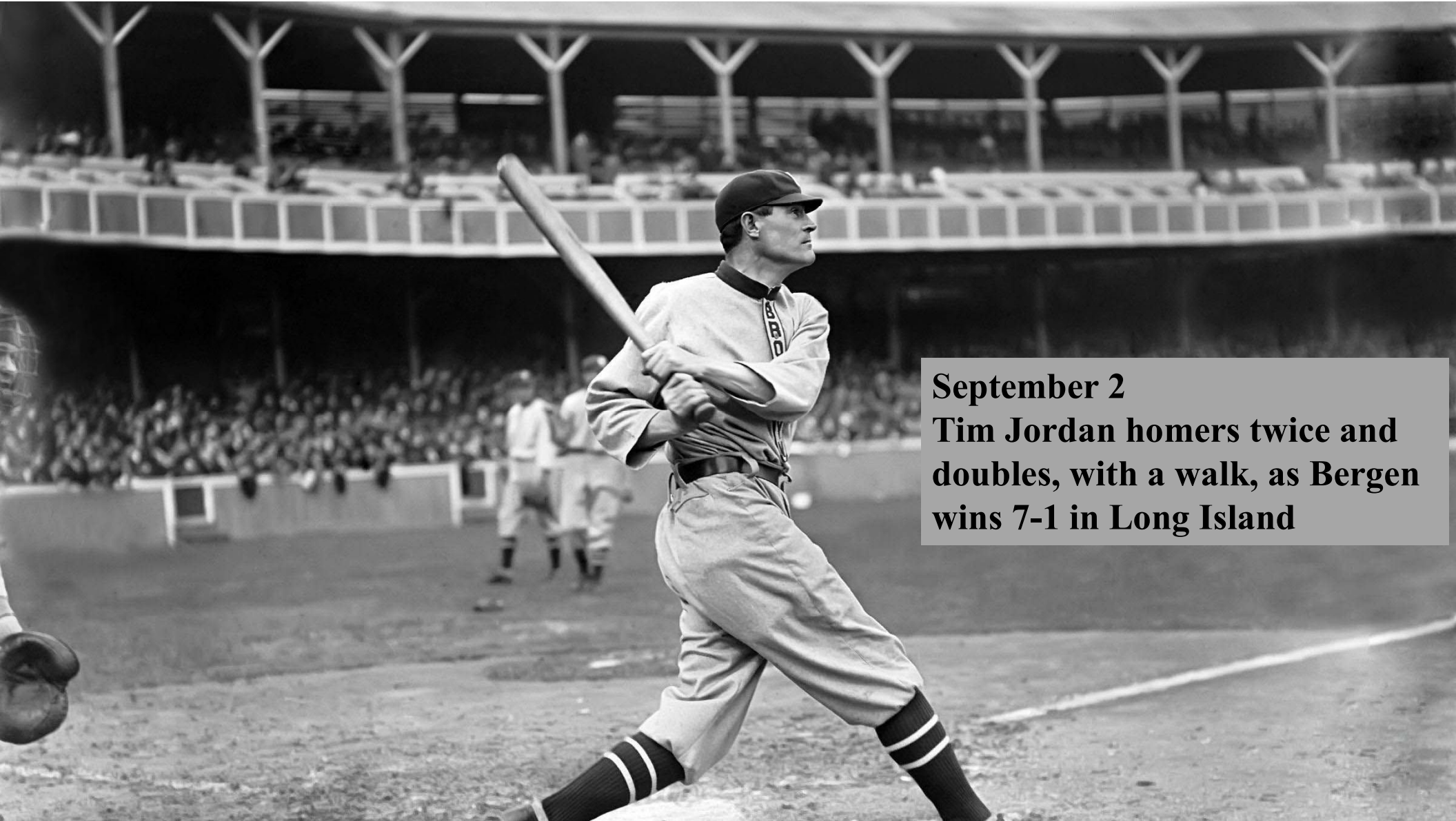
**April 23 – Harry Davis hits 2
home runs with 2 singles,
knocking in 6 runs for Hereford's
15-0 win in Hyde Park.**



APR 23 1954


June 16
Cy Seymour strokes
2 homers with a
single as Bradenton
wins 13-1 in Long
Island.






September 2
Tim Jordan homers twice and doubles, with a walk, as Bergen wins 7-1 in Long Island

**Sixteen times a player
scored 4 runs in a game**



**Frank Chance (Mexicali) and Fielder Jones (South Starrucca) each did it twice.
The other dozen players to score 4 runs in a single game this year were**

**Terry Leach (CS),
Honus Wagner (WA),
Bob Ganley (GW),
Joe Tinker (PR),
Red Murray (TU),
Walt Thomas (LT),
Claude Ritchey (MI),
Sherry Magee (BU),
Bill Hinchman (CL),
John Kane (TU),
Mike Donlin (BU)
Otis Clymer (BE)**







**SEASONS
BEST**

August 31

Harry Steinfeldt drove in a season best SEVEN (7) runs for the Naps as Cleveland won 13-2 in Hyde Park. Harry had 3 singles and was hit by a pitch





Five hitters drove in six runs in a single game this season:

4-23 Harry Davis, Hereford (2 home runs, 2 singles)

4-25 Wilbur Murdoch, Bergen (double, 3 singles)

5-02 Mike Donlin, Buffalo (triple, 3 singles)

9-02 Tim Jordan, Bergen (double, 2 home runs)

9-17 Otis Clymer, Bergen (2 singles, 2 doubles, triple)



PATIENCE

Ten times this season a player drew four (4) walks in one game:

Bergen's Ben Egan was the only player to do it twice – May 7 vs CL and June 3 vs HP

Others included

Del Howard (April 12 for London vs HP)

Johnny Evers (April 23 for Hereford vs HP)

Tim Jordan (May 20 for Bergen vs BU)

Fred Clarke (June 26 for Mimosa vs WA)

Walt Thomas (July 22 for London vs TU)

Jimmy Sheckard (August 3 for Hyde Park vs CS)

Roger Bresnahan (also August 3 for Grand Rapids vs PR)

And, perhaps most impressively, pitcher Sam Leever (August 8 for Mimosa vs HP)

thou shalt

not steal




Nineteen (19) times this season a player stole three bases in one game.

Jake Stahl did it twice for Waukesha. Only three (3) players did it at home – Jimmy Slagle (PR), Frank Delahanty (ME) and Charlie Hemphill (CL) – the rest were sent by the Micro Managers.

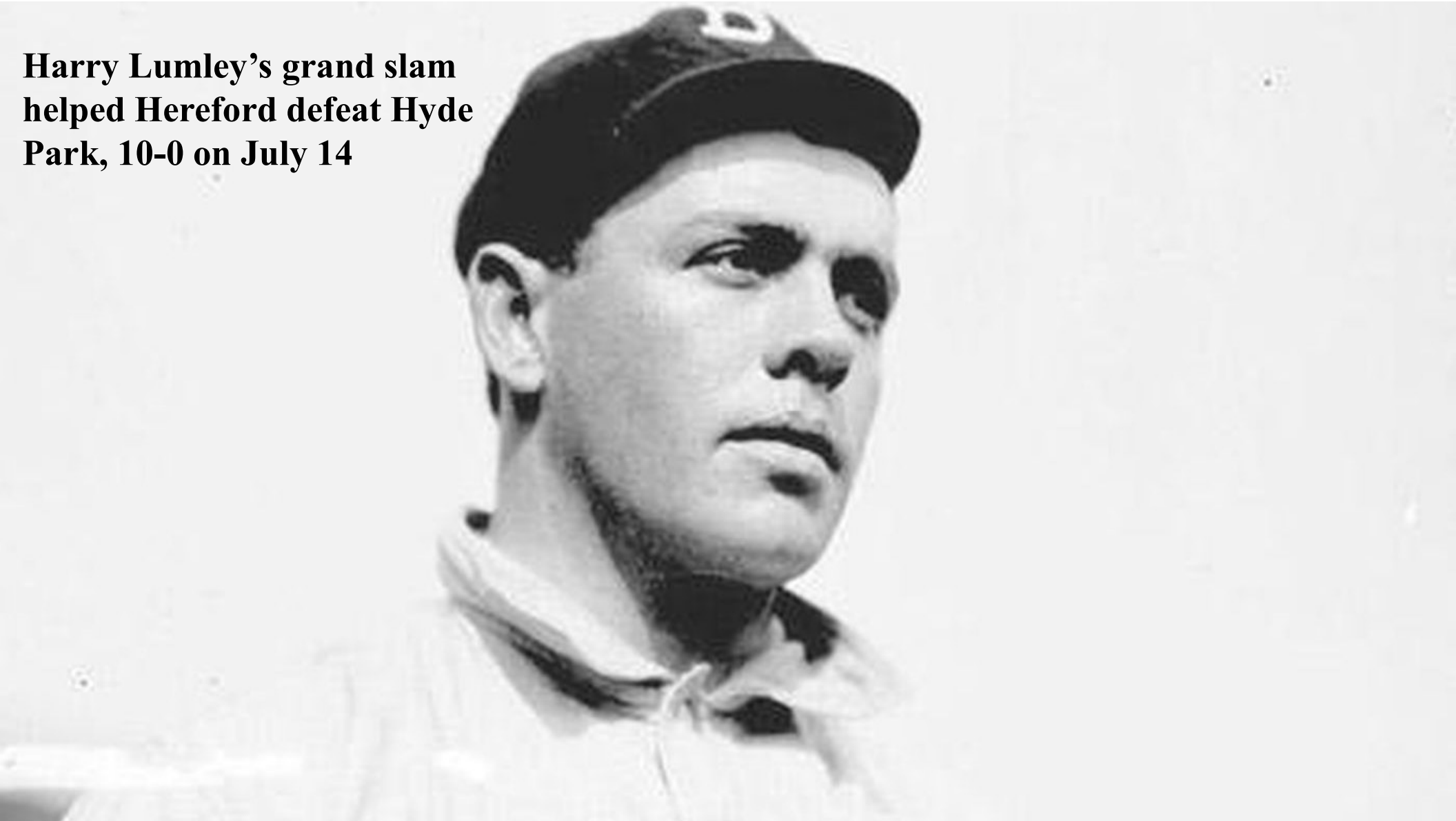
Delahanty needed 15 innings for his effort. Bill Bradley (TU) and Harry Bemis (CS) did it in 13 innings. Frank Chance (ME) needed 11 innings and Red Murray (TU) needed 10 innings, and 4 tries. Others that needed extra attempts were Jack Hannifin (HH, 4) and John Hummel (TU, 5 attempts).

Completing the group were George Moriarty (BU), Terry Turner (CS), Neal Ball (SO), Wally Clement (LT), Cy Seymour (BR), Harry Pattee (HP), Ginger Beaumont (MI) and Queenie O'Rourke (HP).



**Two grand slam home runs
were hit in the 1909 season.**


**Harry Lumley's grand slam
helped Hereford defeat Hyde
Park, 10-0 on July 14**



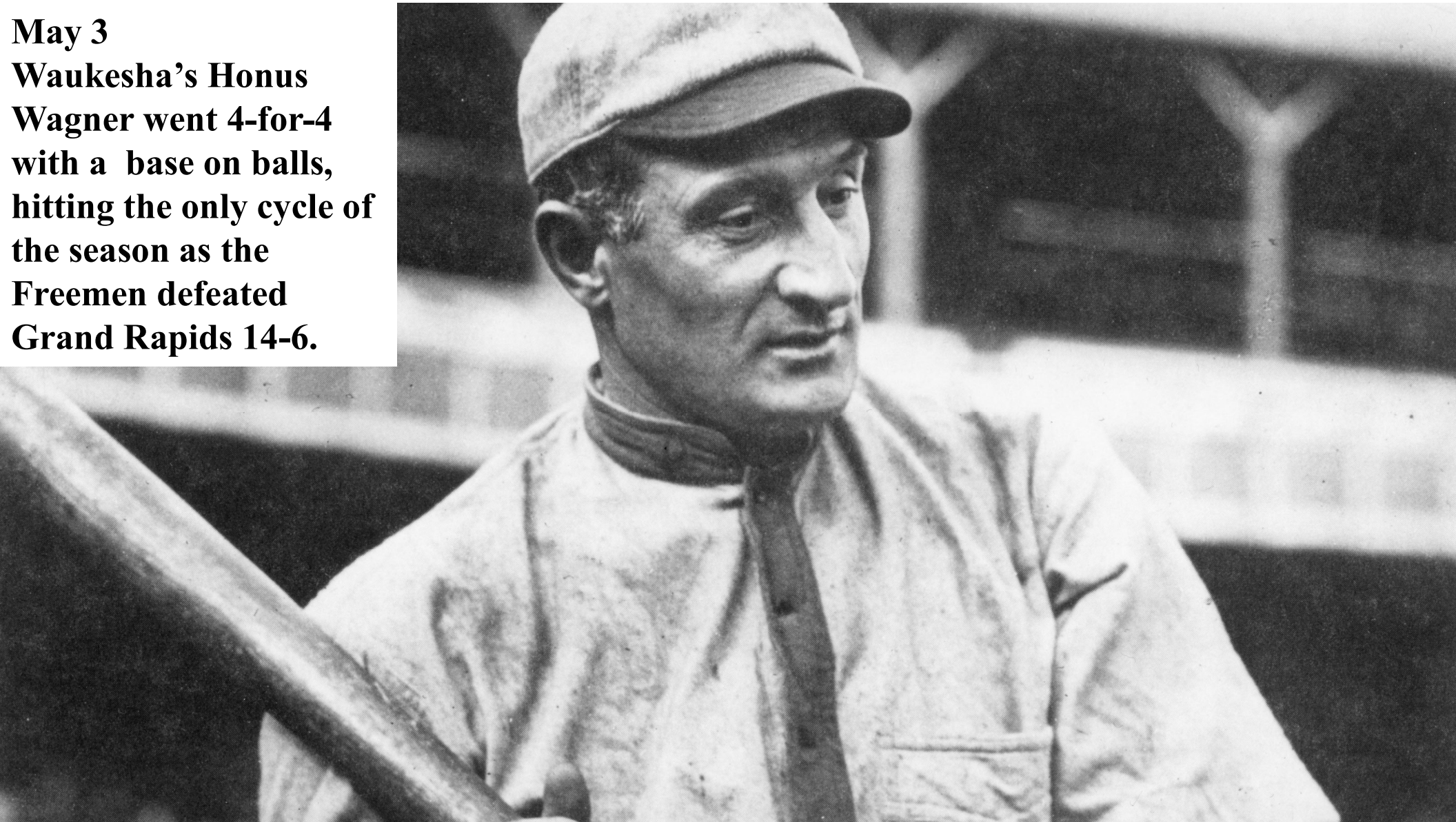
Roy Hartzell hit his grand slam on September 23 for Hyde Park, but the Vitamen still dropped a 13-9 decision to the Spiders in Cleveland.



CYCLES



May 3
Waukesha's Honus
Wagner went 4-for-4
with a base on balls,
hitting the only cycle of
the season as the
Freemen defeated
Grand Rapids 14-6.





Teams scored double digit runs in 113 of our 1,232 games this year. The most productive days came on

July 9 – Turin defeats the Islanders, 19-4 in Long Island

August 25 – Mimosa shuts out the Tecumsehs, 19-0, in London

There was not a single game when both teams scored in double digits.

10 Runs – 35 times

11 Runs – 25 times

12 Runs – 18 times

13 Runs – 11 times

14 Runs – 9 times

15 Runs - 6 times

16 Runs - 3 times

17 Runs - 1 time

18 Runs - 3 times

19 Runs - 2 times

**-----
Total - 113 times**



Twelve (12) times a team cracked 20 or more base hits in one ball game this season. The most were the 24 banged out by Grand Rapids and Mimosa.

The Mirthmakers did it four (4) times. Grand Rapids and Turin did it twice each.

The other clubs were

**Bergen
Bradenton
Buffalo
Waukesha**



STARRUCCA

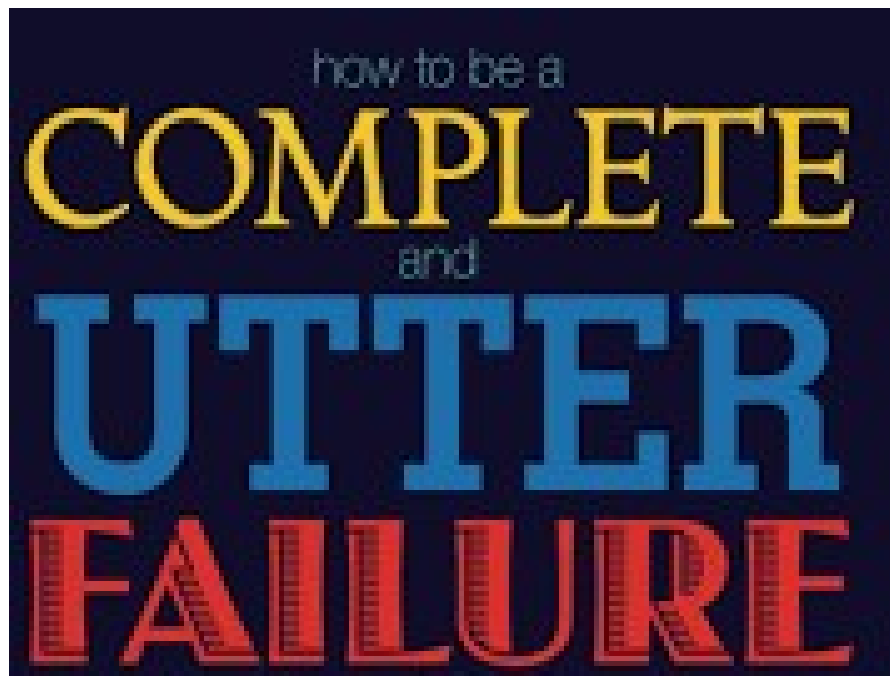
LOB

April 28

South Starrucca strands a season-high EIGHTEEN (18) runners on base, but still win, 8-1, in Highland

ERROR

Seventeen times this season, a team made six or more errors in one game, but only twice did they exceed that number. The Cleveland Naps committed seven errors in a 6-2 loss to Pittsburgh on April 25 while the Hyde Park Vitamen made seven errors in a 7-2 defeat on August 9 against Mimosa.



FUMBLE

FINGERS

I'm all thumbs.

There were 320 games this year (of the 1,232 played) when at least one player made two (2) or more errors. In four (4) of those games, a player made four (4) errors:

**April 24 – Neal Ball (SO) shortstop
May 3 – Fred Payne (BU) catcher**

**April 25 – Roy Hobbs (CL) 2nd base
July 8 – Red Braun (HP) 1st base**



DoublePlay


The image features the word "DoublePlay" in a bold, red, cursive-style font. The letters are outlined in white and have a dark blue shadow effect. Below the text is a large, red, curved banner that tapers at both ends, also outlined in white and dark blue. The entire graphic is set against a white background.

five



4

The only team to turn five (5) double plays in a single game was Buffalo on May 5, but it took them 15 innings against Turin. Ten times a team turned exactly four (4) DP's in a game. Long Island did it twice. Waukesha did it in a 13-inning game. The other teams were Bergen, Bradenton, Grand Rapids, Hereford, London, Mimosa and Pittsburgh once each.





**We had NO TRIPLE PLAYS
this season.**

	W	L	PCT	GB	Mg #	STRK	Last 10	Home	Away	1 Run	X-Inn
TCBA Origins 1908 MLB											
Don Mahley Division											
South Starrucca Ainspans	98	56	.636	-	X	L 2	5-5	54-23	44-33	38-24	12-11
Cleveland Spiders	85	69	.552	13.0	-	W 2	6-4	52-25	33-44	40-20	17-8
Hyde Park Vitamen	49	105	.318	49.0	-	L 2	6-4	24-53	25-52	19-29	6-7
Long Island Islanders	37	117	.240	61.0	-	W 2	3-7	20-57	17-60	11-29	5-9
Stu McCorkindale Division											
Bergen Barflies	88	66	.571	-	X	W 1	6-4	48-29	40-37	33-24	14-6
Cleveland Naps	87	67	.565	1.0	-	L 2	6-4	43-34	44-33	24-24	7-8
Bradenton Buckeyes	83	71	.539	5.0	-	W 2	4-6	45-32	38-39	30-31	7-15
Mexicali Mallards	69	85	.448	19.0	-	L 1	4-6	34-43	35-42	27-28	6-4
Bill Kirwin Division											
Mimosa Mirthmakers	96	58	.623	-	X	W 1	5-5	53-24	43-34	33-25	5-7
Grand Rapids Wolverines	92	62	.597	4.0	-	W 2	6-4	50-27	42-35	31-26	11-8
Waukesha Freeman	85	69	.552	11.0	-	L 1	5-5	50-27	35-42	22-23	10-10
Pittsburgh Rebels	79	75	.513	17.0	-	L 2	4-6	40-37	39-38	27-28	6-10
Richard Seitz Division											
Buffalo Mules	86	68	.558	-	X	W 1	5-5	45-32	41-36	34-30	10-10
Turin Mountaineers	79	75	.513	7.0	-	L 1	5-5	42-35	37-40	23-36	12-12
London Tecumsehs	66	88	.429	20.0	-	L 1	4-6	33-44	33-44	31-30	13-7
Hereford Highlanders	53	101	.344	33.0	-	W 1	6-4	26-51	27-50	16-32	5-14

The McCorkindale provided the closest finish, as Bergen and Cleveland battled to the final day.

FINAL STANDINGS

1909

16 Teams	AVG	OBP	SLG	G	AB	H	2B	3B	HR	R	R/G	SO	BB	LOB	SB	CS	SBP
Mimosa Mirthmakers	.255	.316	.326	154	5122	1307	177	72	14	649	4.2	571	416	1054	124	85	59.3
Buffalo Mules	.254	.314	.331	154	5335	1357	214	74	16	650	4.2	642	425	1129	114	95	54.5
South Starrucca Ainspans	.248	.303	.305	154	5344	1325	160	57	10	627	4.1	659	417	1126	133	103	56.4
Waukesha Freeman	.246	.310	.317	154	5213	1285	190	64	17	615	4.0	656	439	1046	155	112	58.1
Cleveland Naps	.242	.306	.301	154	5141	1245	180	43	12	598	3.9	658	441	1098	122	95	56.2
Grand Rapids Wolverines	.242	.311	.323	154	5172	1251	231	69	17	662	4.3	621	469	1064	99	109	47.6
Cleveland Spiders	.234	.292	.297	154	5102	1196	207	42	10	542	3.5	670	388	1001	178	155	53.5
Pittsburgh Rebels	.231	.288	.288	154	5063	1169	156	46	14	513	3.3	607	384	999	121	102	54.3
Bergen Barflies	.229	.289	.296	154	5177	1185	141	48	36	541	3.5	697	416	1035	92	67	57.9
Turin Mountaineers	.226	.290	.293	154	5024	1134	156	72	12	546	3.5	747	413	990	146	135	52.0
Bradenton Buckeyes	.223	.291	.282	154	5094	1138	185	39	11	544	3.5	636	453	1046	90	69	56.6
Mexicali Mallards	.218	.281	.273	154	5087	1107	166	50	5	449	2.9	721	369	1077	133	82	61.9
Hereford Highlanders	.217	.282	.278	154	5080	1101	150	50	21	494	3.2	699	439	1002	119	96	55.3
London Tecumsehs	.217	.278	.279	154	5113	1108	180	49	14	488	3.2	652	408	1049	138	75	64.8
Long Island Islanders	.214	.270	.269	154	5144	1100	134	65	7	438	2.8	611	364	1029	52	53	49.5
Hyde Park Vitamen	.212	.272	.255	154	5098	1082	134	29	8	469	3.0	654	400	1018	154	85	64.4
TCBA Origins 1908 MLB	.232	.293	.295	1232	82309	19090	2761	869	224	8825	7.2	10501	6641	16763	1970	1518	56.5

Mimosa led in hitting (.255) and OBP% (.316).

Buffalo led in slugging (.331) with Grand Rapids leading the way in scoring (4.3 rpg), walks (469) and doubles (231).

Buffalo led in triples (74) and Bergen in home runs (36).

Cleveland Spiders led in stolen bases (178) but London was the most effective in stealing (64.8%)

Turin struck out 747 times while Mimosa fanned only 571 times.

16 Teams	ERA	G	CG	SHO	QS	SV	IP	H	R	ER	HR	SO	BB	HB	WP	BK	OBA
Bergen Barflies	1.96	154	100	17	104	10	1405.1	1048	474	306	11	556	310	61	14	3	.206
Turin Mountaineers	2.04	154	80	20	104	10	1405.1	1101	470	319	14	694	361	50	15	0	.216
Bradenton Buckeyes	2.18	154	81	21	106	20	1406.2	1071	434	341	6	769	401	47	26	1	.213
Pittsburgh Rebels	2.26	154	118	25	104	4	1391.0	1047	437	350	11	690	417	44	35	0	.212
Mimosa Mirthmakers	2.30	154	72	19	101	22	1383.1	1090	478	354	11	586	379	41	12	1	.216
Cleveland Naps	2.31	154	94	29	96	11	1386.2	1138	515	356	15	785	361	49	10	1	.220
South Starrucca Ainspans	2.31	154	63	12	92	23	1419.1	1156	458	365	12	594	367	44	10	2	.222
Waukesha Freeman	2.49	154	68	11	98	14	1401.2	1114	528	388	7	586	462	47	13	0	.219
Grand Rapids Wolverines	2.54	154	87	21	106	12	1412.0	1190	484	399	11	606	443	60	22	0	.232
Buffalo Mules	2.66	154	96	18	99	8	1406.2	1200	535	415	7	666	437	53	13	0	.235
Cleveland Spiders	2.67	154	98	17	87	7	1403.2	1140	533	416	30	754	408	48	17	2	.221
London Tecumsehs	2.87	154	74	13	86	9	1385.2	1260	644	442	22	701	479	60	33	0	.244
Mexicali Mallards	3.03	154	75	15	85	11	1378.2	1277	610	464	13	661	432	49	15	1	.247
Hereford Highlanders	3.18	154	93	13	81	4	1383.2	1328	673	489	14	701	423	51	26	0	.251
Hyde Park Vitamen	3.87	154	72	6	63	9	1370.2	1494	755	589	18	537	496	67	21	3	.281
Long Island Islanders	3.87	154	63	9	63	5	1362.0	1436	797	586	22	615	465	46	28	0	.269
TCBA Origins 1908 MLB	2.65	1232	1334	266	1475	179	22302.1	19090	8825	6579	224	10501	6641	817	310	14	.232

Bergen (1.96) won the Team ERA title. Cleveland Naps threw a league high 29 shutouts. South Starrucca recorded 23 saves. Pittsburgh's 118 complete games topped the list. Bradenton and Grand Rapids each had 106 Quality Starts.

Cleveland Naps fanned 785 hitters while Hyde Park walked 496 batters. The Hyde Park wild men also hit 67 opponents. The Cleveland Spiders served up a league high 30 home runs.

Pittsburgh threw 35 wild pitches Bergen and Hyde Park were each charged with 3 balks.

South Starrucca threw the most innings (1,419).

The opposition hit only .206 against Bergen.

16 Teams	FLD	G	PO	A	E	DP	TP	PB	OSB	OCS	OSBP	OSBA	DER	UER	UERP
Grand Rapids Wolverines	.976	154	4236	2066	155	131	0	22	101	97	51.0	.644	.723	85	17.6
Pittsburgh Rebels	.976	154	4173	1858	151	111	0	3	123	94	56.7	.796	.739	87	19.9
Buffalo Mules	.973	154	4220	1987	173	130	0	19	96	85	53.0	.614	.715	120	22.4
Bradenton Buckeyes	.971	154	4220	1755	178	95	0	3	137	105	56.6	.877	.729	93	21.4
South Starrucca Ainspans	.968	154	4258	1960	204	103	0	16	95	109	46.6	.602	.727	93	20.3
Mexicali Mallards	.965	154	4136	1972	220	140	0	12	91	84	52.0	.594	.694	146	23.9
Cleveland Spiders	.965	154	4211	1869	219	103	0	21	110	82	57.3	.705	.719	117	22.0
Mimosa Mirthmakers	.965	154	4150	1893	222	105	0	28	148	93	61.4	.963	.730	124	25.9
Waukesha Freeman	.963	154	4205	2085	241	120	0	23	116	81	58.9	.745	.725	140	26.5
Turin Mountaineers	.962	154	4216	1851	240	93	0	18	127	100	55.9	.813	.724	151	32.1
Hyde Park Vitamen	.961	154	4112	2091	251	120	0	14	139	135	50.7	.913	.665	166	22.0
Hereford Highlanders	.958	154	4151	1875	262	105	0	22	162	92	63.8	1.054	.683	184	27.3
Long Island Islanders	.958	154	4086	1996	266	116	0	22	140	110	56.0	.925	.668	211	26.5
Cleveland Naps	.955	154	4160	1780	277	110	0	18	113	70	61.7	.733	.705	159	30.9
London Tecumsehs	.955	154	4157	1973	287	135	0	13	100	87	53.5	.650	.688	202	31.4
Bergen Barflies	.954	154	4216	2055	300	89	0	17	172	94	64.7	1.102	.734	168	35.4
TCBA Origins 1908 MLB	.964	1232	66907	31066	3646	1806	0	271	1970	1518	56.5	.795	.710	2246	25.5

Grand Rapids fielders led the league with a .976 fielding average, but Pittsburgh committed the fewest errors (151). Bergen made 300 errors for a .954 average, while Long Island allowed 211 unearned runs.

Mexicali led the league with 140 double plays.

There were no triple plays.

Mimosa's 28 passed balls were a league high as were the 162 stolen bases allowed by Hereford (who threw out a league high 135 stealers).

Hyde Park's 2,091 assists and South Starrucca's 4,258 putouts were league highs.

	SO	CS	HP	LI	BE	CL	BR	ME	MI	GW	WA	PR	BU	TU	LT	HH
TCBA Origins 1908 MLB																
Don Mahley Division																
South Starrucca Ainspans		9-9	15-3	12-6	4-4	7-1	6-2	4-4	4-4	5-3	3-5	5-3	7-2	6-3	6-3	5-4
Cleveland Spiders	9-9		13-5	13-5	2-6	4-4	5-3	5-3	3-5	4-4	7-1	3-5	2-7	4-5	5-4	6-3
Hyde Park Vitamen	3-15	5-13		13-5	0-8	3-5	1-7	2-6	0-8	2-6	2-6	3-5	1-8	4-5	5-4	5-4
Long Island Islanders	6-12	5-13	5-13		1-7	2-6	2-6	4-4	0-8	1-7	2-6	0-8	1-8	0-9	4-5	4-5
Stu McCorkindale Division																
Bergen Barflies	4-4	6-2	8-0	7-1		9-9	8-10	10-8	3-6	5-4	5-4	4-5	3-5	3-5	6-2	7-1
Cleveland Naps	1-7	4-4	5-3	6-2	9-9		11-7	14-4	5-4	2-7	5-4	5-4	3-5	4-4	7-1	6-2
Bradenton Buckeyes	2-6	3-5	7-1	6-2	10-8	7-11		10-8	5-4	5-4	4-5	4-5	5-3	5-3	2-6	8-0
Mexicali Mallards	4-4	3-5	6-2	4-4	8-10	4-14	8-10		3-6	5-4	3-6	3-6	4-4	5-3	5-3	4-4
Bill Kirwin Division																
Mimosa Mirthmakers	4-4	5-3	8-0	8-0	6-3	4-5	4-5	6-3		8-10	9-9	13-5	5-3	5-3	4-4	7-1
Grand Rapids Wolverines	3-5	4-4	6-2	7-1	4-5	7-2	4-5	4-5	10-8		9-9	10-8	5-3	6-2	7-1	6-2
Waukesha Freeman	5-3	1-7	6-2	6-2	4-5	4-5	5-4	6-3	9-9	9-9		12-6	5-3	3-5	4-4	6-2
Pittsburgh Rebels	3-5	5-3	5-3	8-0	5-4	4-5	5-4	6-3	5-13	8-10	6-12		6-2	4-4	4-4	5-3
Richard Seitz Division																
Buffalo Mules	2-7	7-2	8-1	8-1	5-3	5-3	3-5	4-4	3-5	3-5	3-5	2-6		12-6	9-9	12-6
Turin Mountaineers	3-6	5-4	5-4	9-0	5-3	4-4	3-5	3-5	3-5	2-6	5-3	4-4	6-12		10-8	12-6
London Tecumsehs	3-6	4-5	4-5	5-4	2-6	1-7	6-2	3-5	4-4	1-7	4-4	4-4	9-9	8-10		8-10
Hereford Highlanders	4-5	3-6	4-5	5-4	1-7	2-6	0-8	4-4	1-7	2-6	2-6	3-5	6-12	6-12	10-8	

This year's outliers were Turin's 9-0 record against Long Island and South Starrucca's 15-3 mark against Hyde Park Bergen was 8-0 against Hyde Park while Mimosa was undefeated against both HP and Long Island (16-0)



Batting	AVG	OBP	SLG	G	AB	H	2B	3B	HR	R	R/G	SO	BB	LOB	SB	CS	SBP	RRpW
TCBA Origins 1908 MLB	.232	.293	.295	1232	82309	19090	2761	869	224	8825	7.2	10501	6641	16763	1970	1518	56.5	8.90
Pitching	ERA	G	CG	SHO	QS	SV	IP	H	R	ER	HR	SO	BB	HB	WP	BK	OBA	
TCBA Origins 1908 MLB	2.65	1232	1334	266	1475	179	22302.1	19090	8825	6579	224	10501	6641	817	310	14	.232	
Fielding	FLD	G	PO	A	E	DP	TP	PB	OSB	OCS	OSBP	OSBA	DER	UER	UERP			
TCBA Origins 1908 MLB	.964	1232	66907	31066	3646	1806	0	271	1970	1518	56.5	.795	.710	2246	25.5			

1908 Major League Baseball comparison

.239/.297/.305	2.37 ERA 3.38 rpg	.959 fielding pct	MLB
.232/.293/.295	2.65 ERA 3.60 rpg	.964 fielding pct	ORIGINS





The 10 players with the highest Batting Average

Name	Tm	Lg	AVG	PA
DONLIN, M.	BU	TCBA	.357	659
BRANSFIELD, K.	CS	TCBA	.345	603
WAGNER, H.	WA	TCBA	.342	693
COBB, T.	BU	TCBA	.327	607
CRAWFORD, S.	GW	TCBA	.317	686
McINTYRE, M.	CS	TCBA	.308	683
TITUS, J.	CS	TCBA	.297	587
HEMPHILL, C.	CL	TCBA	.290	609
BRESNAHAN, R.	GW	TCBA	.287	600
CLARKE, F.	MI	TCBA	.281	659

The 10 players with the highest Slugging Average

Name	Tm	Lg	SLG	PA
COBB, T.	BU	TCBA	.492	607
WAGNER, H.	WA	TCBA	.480	693
DONLIN, M.	BU	TCBA	.471	659
CRAWFORD, S.	GW	TCBA	.448	686
BRANSFIELD, K.	CS	TCBA	.446	603
TINKER, J.	PR	TCBA	.410	637
McINTYRE, M.	CS	TCBA	.400	683
MAGEE, S.	BU	TCBA	.399	601
MURRAY, R.	TU	TCBA	.379	637
TITUS, J.	CS	TCBA	.375	587

The 10 players with the highest On Base Percentage

Name	Tm	Lg	OBP	PA
WAGNER, H.	WA	TCBA	.412	693
McINTYRE, M.	CS	TCBA	.409	683
DONLIN, M.	BU	TCBA	.405	659
TITUS, J.	CS	TCBA	.396	587
BRANSFIELD, K.	CS	TCBA	.389	603
BRESNAHAN, R.	GW	TCBA	.384	600
COBB, T.	BU	TCBA	.374	607
DEVLIN, A.	GW	TCBA	.370	683
HEMPHILL, C.	CL	TCBA	.369	609
McCONNELL, A.	BU	TCBA	.368	586

The 10 players with the most Runs Created

Name	Tm	Lg	RC	PA
WAGNER, H.	WA	TCBA	127.0	693
DONLIN, M.	BU	TCBA	114.7	659
COBB, T.	BU	TCBA	95.8	607
McINTYRE, M.	CS	TCBA	95.7	683
CRAWFORD, S.	GW	TCBA	95.1	686
BRANSFIELD, K.	CS	TCBA	88.1	603
DEVLIN, A.	GW	TCBA	77.0	683
BRESNAHAN, R.	GW	TCBA	75.2	600
TITUS, J.	CS	TCBA	74.6	587
STONE, G.	BE	TCBA	73.2	663

The 10 players with the longest Hitting Streak Current

Name	Tm	Lg	G	PA
BRIDWELL, A.	CL	TCBA	9	579
WAGNER, H.	WA	TCBA	9	693
GEHRING, H.	HP	TCBA	7	34
BURCH, A.	WA	TCBA	7	320
WILSON, C.	SO	TCBA	7	349
HUMMEL, J.	TU	TCBA	7	567
BARRY, J.	ME	TCBA	6	511
PATTEE, H.	HP	TCBA	6	526
BRANSFIELD, K.	CS	TCBA	6	603
HEMPHILL, C.	CL	TCBA	6	609

The 11 players with the longest Hitting Streak Season

Name	Tm	Lg	G	PA
DONLIN, M.	BU	TCBA	23	659
SCHMIDT, B.	ME	TCBA	17	467
EVERS, J.	HH	TCBA	15	469
BALL, N.	SO	TCBA	15	568
BRANSFIELD, K.	CS	TCBA	15	603
HULSWITT, R.	BE	TCBA	15	606
COBB, T.	BU	TCBA	15	607
WAGNER, H.	WA	TCBA	15	693

3 players tied at 14



The 10 players with the highest Total Average

Name	Tm	Lg	TA	PA
WAGNER, H.	WA	TCBA	.970	693
DONLIN, M.	BU	TCBA	.883	659
COBB, T.	BU	TCBA	.851	607
McINTYRE, M.	CS	TCBA	.799	683
TITUS, J.	CS	TCBA	.791	587
BRANSFIELD, K.	CS	TCBA	.783	603
CRAWFORD, S.	GW	TCBA	.740	686
HEMPHILL, C.	CL	TCBA	.725	609
BRESNAHAN, R.	GW	TCBA	.723	600
STAHL, J.	WA	TCBA	.691	626

The 10 players with the most Runs Scored

Name	Tm	Lg	R	PA
McINTYRE, M.	CS	TCBA	114	683
DEVLIN, A.	GW	TCBA	108	683
WAGNER, H.	WA	TCBA	108	693
MAGEE, S.	BU	TCBA	104	601
DONLIN, M.	BU	TCBA	95	659
COBB, T.	BU	TCBA	90	607
CRAWFORD, S.	GW	TCBA	88	686
BRESNAHAN, R.	GW	TCBA	86	600
TENNEY, F.	CL	TCBA	84	706
LAJOIE, N.	BR	TCBA	82	690

The 11 players with the most Hits

Name	Tm	Lg	H	PA
DONLIN, M.	BU	TCBA	212	659
WAGNER, H.	WA	TCBA	209	693
CRAWFORD, S.	GW	TCBA	194	686
BRANSFIELD, K.	CS	TCBA	188	603
COBB, T.	BU	TCBA	180	607
McINTYRE, M.	CS	TCBA	178	683
SEYMOUR, C.	BR	TCBA	170	668
STONE, G.	BE	TCBA	163	663
CLARKE, F.	MI	TCBA	161	659

2 players tied at 156

The 10 players with the most Runs Contributed

Name	Tm	Lg	RCON	PA
WAGNER, H.	WA	TCBA	48.3	693
DONLIN, M.	BU	TCBA	36.8	659
COBB, T.	BU	TCBA	27.3	607
BRANSFIELD, K.	CS	TCBA	20.3	603
McINTYRE, M.	CS	TCBA	19.0	683
TITUS, J.	CS	TCBA	17.9	587
CRAWFORD, S.	GW	TCBA	17.7	686
BRESNAHAN, R.	GW	TCBA	12.4	600
HEMPHILL, C.	CL	TCBA	9.3	609
MAGEE, S.	BU	TCBA	5.0	601


The 10 players with the most Runs Batted In

Name	Tm	Lg	RBI	PA
CRAWFORD, S.	GW	TCBA	105	686
DONLIN, M.	BU	TCBA	91	659
STAHL, J.	WA	TCBA	90	626
CLARKE, F.	MI	TCBA	86	659
KONETCHY, E.	GW	TCBA	85	641
COBB, T.	BU	TCBA	83	607
MURPHY, D.	SO	TCBA	79	569
TINKER, J.	PR	TCBA	79	637
DAVIS, H.	BR	TCBA	77	613
JORDAN, T.	BE	TCBA	76	604

The 11 players with the most Doubles

Name	Tm	Lg	2B	PA
WAGNER, H.	WA	TCBA	42	693
MAGEE, S.	BU	TCBA	39	601
CRAWFORD, S.	GW	TCBA	39	686
MURPHY, D.	SO	TCBA	38	569
STOVALL, G.	PR	TCBA	36	621
BRESNAHAN, R.	GW	TCBA	34	600
DONLIN, M.	BU	TCBA	34	659
DAVIS, H.	BR	TCBA	33	613

3 players tied at 32



The 10 players with the most Triples

Name	Tm	Lg	3B	PA
COBB, T.	BU	TCBA	23	607
MURRAY, R.	TU	TCBA	18	637
MAGEE, S.	BU	TCBA	16	601
HULSWITT, R.	BE	TCBA	15	606
ROSSMAN, C.	MI	TCBA	14	473
STAHL, J.	WA	TCBA	14	626
BARRY, J.	ME	TCBA	13	511
GRANT, E.	LI	TCBA	13	544
McINTYRE, M.	CS	TCBA	13	683
CRAWFORD, S.	GW	TCBA	13	686

The 15 players with the most Home Runs

Name	Tm	Lg	HR	PA
JORDAN, T.	BE	TCBA	14	604
TINKER, J.	PR	TCBA	9	637
SEYMOUR, C.	BR	TCBA	8	668
Lyon, D.	HH	TCBA	6	543
STONE, G.	BE	TCBA	6	663
WAGNER, H.	WA	TCBA	6	693

9 players tied at 5

The 10 players with the most Walks

Name	Tm	Lg	BB	PA
McINTYRE, M.	CS	TCBA	94	683
JONES, F.	SO	TCBA	89	675
JORDAN, T.	BE	TCBA	78	604
DEVLIN, A.	GW	TCBA	78	683
BRESNAHAN, R.	GW	TCBA	73	600
EVERS, J.	HH	TCBA	72	469
TENNEY, F.	CL	TCBA	72	706
ABBATICCHIO, E.	PR	TCBA	71	538
WAGNER, H.	WA	TCBA	71	693
CLARKE, J.	TU	TCBA	70	502

The 10 players with the most Strikeouts


Name	Tm	Lg	SO	PA
Katon, N.	BU	TCBA	117	609
Sajdak, K.	WA	TCBA	116	602
Lyon, D.	HH	TCBA	109	543
Meade, L.	BE	TCBA	103	597
BEMIS, H.	CS	TCBA	94	592
STEINFELDT, H.	CL	TCBA	94	628
TANNEHILL, L.	ME	TCBA	89	587
WAGNER, H.	TU	TCBA	87	579
HULSWITT, R.	BE	TCBA	85	606
BRADLEY, B.	TU	TCBA	85	617

The 10 players with the most Left On Base

Name	Tm	Lg	LOB	PA
KONETCHY, E.	GW	TCBA	274	641
STEINFELDT, H.	CL	TCBA	271	628
Katon, N.	BU	TCBA	267	609
MURPHY, D.	SO	TCBA	251	569
UNGLAUB, B.	SO	TCBA	248	578
CRAWFORD, S.	GW	TCBA	247	686
BEMIS, H.	CS	TCBA	238	592
Meade, L.	BE	TCBA	230	597
KNABE, O.	GW	TCBA	230	603
CLARKE, F.	MI	TCBA	228	659

The 10 players with the most Grounded Into Double Plays

Name	Tm	Lg	GDP	PA
Katon, N.	BU	TCBA	28	609
Meade, L.	BE	TCBA	20	597
Sajdak, K.	WA	TCBA	18	602
TANNEHILL, L.	ME	TCBA	17	587
Braun, R.	HP	TCBA	16	313
Hobbs, R.	CL	TCBA	15	298
COLLINS, J.	HH	TCBA	15	516
LOBERT, H.	HH	TCBA	15	654
CLARKE, F.	MI	TCBA	15	659
DAHLEN, B.	GW	TCBA	14	607



The 11 players with the most MultiHit Games

Name	Tm	Lg	MHG	PA
DONLIN, M.	BU	TCBA	62	659
WAGNER, H.	WA	TCBA	59	693
BRANSFIELD, K.	CS	TCBA	54	603
COBB, T.	BU	TCBA	53	607
CRAWFORD, S.	GW	TCBA	53	686
McINTYRE, M.	CS	TCBA	50	683
MURRAY, R.	TU	TCBA	46	637
BRESNAHAN, R.	GW	TCBA	44	600

3 players tied at 43

The 11 players with the longest Stolen Base Streak Season

Name	Tm	Lg	SB	ASB
PATTEE, H.	HP	TCBA	15	52
JONES, D.	SO	TCBA	13	15
ATZ, J.	BR	TCBA	11	21
CLYMER, O.	BE	TCBA	10	22
HOFFMAN, D.	LT	TCBA	10	24
HARTZELL, R.	HP	TCBA	10	37
LOBERT, H.	HH	TCBA	10	62

4 players tied at 9


The 11 players with the most Stolen Bases

Name	Tm	Lg	SB	ASB
WAGNER, H.	WA	TCBA	45	66
PATTEE, H.	HP	TCBA	40	52
HEMPHILL, C.	CL	TCBA	40	59
STAHL, J.	WA	TCBA	39	62
LOBERT, H.	HH	TCBA	38	62
DOUGHERTY, P.	ME	TCBA	33	51
CLARKE, J.	TU	TCBA	31	46
BEMIS, H.	CS	TCBA	31	52

3 players tied at 27

The 10 players with the highest Stolen Base Percentage

Name	Tm	Lg	SBP	ASB
SLAGLE, J.	PR	TCBA	84.6	26
HOFFMAN, D.	LT	TCBA	83.3	24
TURNER, T.	CS	TCBA	78.1	32
PATTEE, H.	HP	TCBA	76.9	52
GESSLER, D.	MI	TCBA	76.2	21
CHASE, H.	HP	TCBA	76.0	25
SCHULTE, W.	HP	TCBA	73.9	23
HARTZELL, R.	HP	TCBA	70.3	37
SHANNON, S.	BR	TCBA	70.0	20
WAGNER, H.	WA	TCBA	68.2	66



Pitchers



The 11 players with the best Wins - Losses

Name	Tm	Lg	W - L	PCT
MATHEWSON, C.	CL	TCBA	35- 8	.814
JOSS, A.	WA	TCBA	27- 8	.771
WALSH, E.	CS	TCBA	27-12	.692
POWELL, J.	MI	TCBA	26- 6	.813
McQUILLAN, G.	PR	TCBA	24-12	.667
BROWN, T.	BE	TCBA	24-14	.632
HOWELL, H.	BE	TCBA	23-10	.697
WILLIS, V.	BR	TCBA	23-14	.622
YOUNG, C.	TU	TCBA	22-15	.595

2 players tied at 21

The 10 players with the lowest Earned Run Average

Name	Tm	Lg	ERA	IP
MATHEWSON, C.	CL	TCBA	.90	380.1
JOSS, A.	WA	TCBA	1.05	342.2
YOUNG, C.	TU	TCBA	1.22	340.1
BROWN, T.	BE	TCBA	1.30	339.1
WALSH, E.	CS	TCBA	1.30	379.2
McQUILLAN, G.	PR	TCBA	1.65	332.2
DINNEEN, B.	WA	TCBA	1.68	177.0
PFIESTER, J.	CL	TCBA	1.70	280.0
JOHNSON, W.	TU	TCBA	1.77	284.2
EWING, B.	BR	TCBA	1.79	216.1

The 10 players with the most Innings Pitched

Name	Tm	Lg	IP	G
MATHEWSON, C.	CL	TCBA	380.1	47
WALSH, E.	CS	TCBA	379.2	47
JOSS, A.	WA	TCBA	342.2	44
YOUNG, C.	TU	TCBA	340.1	41
BROWN, T.	BE	TCBA	339.1	41
McQUILLAN, G.	PR	TCBA	332.2	40
RAYMOND, B.	BU	TCBA	331.2	42
WADDELL, R.	PR	TCBA	325.0	41
REULBACH, E.	MI	TCBA	324.1	45
WILHELM, K.	SO	TCBA	322.2	44

The 10 players with the highest Win Percentage


Name	Tm	Lg	PCT	DEC
MATHEWSON, C.	CL	TCBA	.814	43
POWELL, J.	MI	TCBA	.813	32
JOSS, A.	WA	TCBA	.771	35
DINNEEN, B.	WA	TCBA	.762	21
COAKLEY, A.	BU	TCBA	.750	28
WILHELM, K.	SO	TCBA	.700	30
HOWELL, H.	BE	TCBA	.697	33
WALSH, E.	CS	TCBA	.692	39
HUGHES, L.	SO	TCBA	.692	26
CHECH, C.	MI	TCBA	.682	22

The 10 players with the most Earned Runs Prevented

Name	Tm	Lg	ERPT	IP
MATHEWSON, C.	CL	TCBA	74.2	380.1
JOSS, A.	WA	TCBA	61.1	342.2
WALSH, E.	CS	TCBA	57.0	379.2
YOUNG, C.	TU	TCBA	54.4	340.1
BROWN, T.	BE	TCBA	51.1	339.1
McQUILLAN, G.	PR	TCBA	37.1	332.2
PFIESTER, J.	CL	TCBA	29.6	280.0
JOHNSON, W.	TU	TCBA	28.0	284.2
HOWELL, H.	BE	TCBA	26.5	320.1
POWELL, J.	MI	TCBA	25.9	281.0

The 10 players with the lowest Opposition Batting Average

Name	Tm	Lg	OBA	IP
JOSS, A.	WA	TCBA	.153	342.2
COVELESKI, H.	CL	TCBA	.153	58.0
MATHEWSON, C.	CL	TCBA	.154	380.1
BROWN, T.	BE	TCBA	.164	339.1
McQUILLAN, G.	PR	TCBA	.167	332.2
YOUNG, C.	TU	TCBA	.172	340.1
WALSH, E.	CS	TCBA	.174	379.2
WADDELL, R.	PR	TCBA	.177	325.0
STEELE, E.	ME	TCBA	.178	133.0
DOSCHER, J.	CL	TCBA	.186	56.0



MATHEWSON, N. Y. NAT'L

The 14 players with the most Games Started

Name	Tm	Lg	GS	IP-s
MATHEWSON, C.	CL	TCBA	42	374.1
RAYMOND, B.	BU	TCBA	42	331.2
REULBACH, E.	MI	TCBA	41	321.0
WILHELM, K.	SO	TCBA	41	305.2
WALSH, E.	CS	TCBA	40	359.0
BROWN, T.	BE	TCBA	40	339.1
YOUNG, C.	TU	TCBA	39	338.2
JOSS, A.	WA	TCBA	38	334.1
WHITE, D.	LI	TCBA	38	303.2

5 players tied at 37

The 12 players with the most Complete Games

Name	Tm	Lg	CG	GS
MATHEWSON, C.	CL	TCBA	37	42
WADDELL, R.	PR	TCBA	34	36
WALSH, E.	CS	TCBA	33	40
McQUILLAN, G.	PR	TCBA	30	37
BROWN, T.	BE	TCBA	30	40
WILTSE, H.	BE	TCBA	27	35
JOSS, A.	WA	TCBA	27	38
LUSH, J.	HH	TCBA	25	30
YOUNG, C.	TU	TCBA	25	39

3 players tied at 24

The 10 players with the longest Winning Streak Current

Name	Tm	Lg	W	GS
HOWELL, H.	BE	TCBA	8	37
CHECH, C.	MI	TCBA	5	21
BEEBE, F.	GW	TCBA	5	25
JOSS, A.	WA	TCBA	5	38
WHITE, D.	LI	TCBA	5	38
WALSH, E.	CS	TCBA	5	40
McGINNITY, J.	SO	TCBA	4	9
DUBUC, J.	GW	TCBA	3	10
COAKLEY, A.	BU	TCBA	3	30
LUSH, J.	HH	TCBA	3	30

The 13 players with the most Quality Starts

Name	Tm	Lg	QS	GS
JOSS, A.	WA	TCBA	37	38
MATHEWSON, C.	CL	TCBA	37	42
WALSH, E.	CS	TCBA	33	40
YOUNG, C.	TU	TCBA	31	39
BROWN, T.	BE	TCBA	31	40
McQUILLAN, G.	PR	TCBA	29	37
WILLIS, V.	BR	TCBA	29	37
RAYMOND, B.	BU	TCBA	28	42
REULBACH, E.	MI	TCBA	27	41

4 players tied at 26

The 15 players with the most Shutouts


Name	Tm	Lg	SHO	GS
MATHEWSON, C.	CL	TCBA	16	42
McQUILLAN, G.	PR	TCBA	11	37
WALSH, E.	CS	TCBA	8	40
PFIESTER, J.	CL	TCBA	7	34
BURNS, B.	TU	TCBA	6	22
POWELL, J.	MI	TCBA	6	34
YOUNG, C.	TU	TCBA	6	39

8 players tied at 5

The 13 players with the longest No Wins Streak Current

Name	Tm	Lg	NoW	GS
FLAHERTY, P.	PR	TCBA	12	14
HIGGINBOTHAM, I.	ME	TCBA	8	11
SPADE, B.	BU	TCBA	7	24
MARTIN, D.	CL	TCBA	6	6

9 players tied at 5



JOSS, CLEVELAND

The 10 players with the least Offensive Support Per 9 Innings

Name	Tm	Lg	SUP/9	IP-s
LAKE, J.	LI	TCBA	1.8	192.0
KEELEY, B.	HP	TCBA	2.2	167.1
FRASER, C.	ME	TCBA	2.2	154.2
CAMNITZ, H.	BR	TCBA	2.3	245.0
SMITH, F.	LT	TCBA	2.4	297.2
SALLEE, S.	HP	TCBA	2.5	206.0
RHOADS, B.	SO	TCBA	2.6	205.1
MORGAN, C.	CS	TCBA	2.6	214.1
CORRIDON, F.	PR	TCBA	2.6	180.1
YOUNG, C.	TU	TCBA	2.7	338.2

The 10 players with the most Strikeouts

Name	Tm	Lg	SO	IP
MATHEWSON, C.	CL	TCBA	335	380.1
WALSH, E.	CS	TCBA	284	379.2
RUCKER, N.	LT	TCBA	270	308.2
WADDELL, R.	PR	TCBA	251	325.0
OVERALL, O.	BR	TCBA	214	240.0
JOHNSON, W.	TU	TCBA	192	284.2
HUGHES, L.	SO	TCBA	180	259.2
CAMNITZ, H.	BR	TCBA	171	262.2
DONOVAN, W.	BR	TCBA	168	242.0
YOUNG, C.	TU	TCBA	167	340.1

The 10 players with the lowest Baserunners Per 9 Innings, Starting

Name	Tm	Lg	BR/9-s	IP-s
MATHEWSON, C.	CL	TCBA	5.9	374.1
JOSS, A.	WA	TCBA	6.4	334.1
BROWN, T.	BE	TCBA	6.7	339.1
WALSH, E.	CS	TCBA	6.9	359.0
YOUNG, C.	TU	TCBA	7.1	338.2
McQUILLAN, G.	PR	TCBA	7.8	330.0
WADDELL, R.	PR	TCBA	8.3	316.0
LUSH, J.	HH	TCBA	8.3	269.0
WILHELM, K.	SO	TCBA	8.6	305.2
PFIESTER, J.	CL	TCBA	8.7	280.0

The 10 players with the most Offensive Support Per 9 Innings

Name	Tm	Lg	SUP/9	IP-s
POWELL, J.	MI	TCBA	5.4	281.0
COAKLEY, A.	BU	TCBA	4.8	258.2
LIEBHARDT, G.	BU	TCBA	4.4	217.0
JOHNSON, W.	TU	TCBA	4.3	283.2
JOSS, A.	WA	TCBA	4.3	334.1
BENDER, C.	BU	TCBA	4.2	162.1
CICOTTE, E.	GW	TCBA	4.1	228.2
MATHEWSON, C.	CL	TCBA	4.1	374.1
LEIFIELD, L.	WA	TCBA	4.1	231.2
REULBACH, E.	MI	TCBA	3.9	321.0

The 10 players with the highest Strikeouts Per 9 Innings, Starting

Name	Tm	Lg	SO/9-s	IP-s
OVERALL, O.	BR	TCBA	8.0	240.0
MATHEWSON, C.	CL	TCBA	8.0	374.1
RUCKER, N.	LT	TCBA	7.8	294.2
WADDELL, R.	PR	TCBA	7.0	316.0
BENDER, C.	BU	TCBA	6.8	162.1
WALSH, E.	CS	TCBA	6.7	359.0
DONOVAN, W.	BR	TCBA	6.3	236.1
HUGHES, L.	SO	TCBA	6.2	248.2
JOHNSON, W.	TU	TCBA	6.1	283.2
CAMNITZ, H.	BR	TCBA	6.0	245.0

The 10 players with the highest Baserunners Per 9 Innings, Starting

Name	Tm	Lg	BR/9-s	IP-s
SMITH, C.	HP	TCBA	14.5	188.1
LAKE, J.	LI	TCBA	14.3	192.0
LUNDGREN, C.	LI	TCBA	13.2	182.2
KEELEY, B.	HP	TCBA	13.1	167.1
FRASER, C.	ME	TCBA	12.5	154.2
SPARKS, T.	LT	TCBA	12.3	172.0
RUCKER, N.	LT	TCBA	12.0	294.2
SALLEE, S.	HP	TCBA	12.0	206.0
LEIFIELD, L.	WA	TCBA	11.9	231.2
McGLYNN, S.	LI	TCBA	11.9	166.2



The 10 players with the lowest Hits Per 9 Innings, Starting

Name	Tm	Lg	H/9-s	IP-s
MATHEWSON, C.	CL	TCBA	4.7	374.1
JOSS, A.	WA	TCBA	4.8	334.1
McQUILLAN, G.	PR	TCBA	5.0	330.0
BROWN, T.	BE	TCBA	5.1	339.1
YOUNG, C.	TU	TCBA	5.3	338.2
WADDELL, R.	PR	TCBA	5.4	316.0
WALSH, E.	CS	TCBA	5.5	359.0
CAMNITZ, H.	BR	TCBA	6.0	245.0
PFIESTER, J.	CL	TCBA	6.1	280.0
DINNEEN, B.	WA	TCBA	6.2	156.0

The 10 players with the lowest Walks Per 9 Innings, Starting

Name	Tm	Lg	BB/9-s	IP-s
MATHEWSON, C.	CL	TCBA	.9	374.1
BENDER, C.	BU	TCBA	.9	162.1
WALSH, E.	CS	TCBA	1.2	359.0
BROWN, T.	BE	TCBA	1.4	339.1
JOSS, A.	WA	TCBA	1.4	334.1
BURNS, B.	TU	TCBA	1.5	173.2
HOWELL, H.	BE	TCBA	1.6	309.2
LEEVEE, S.	MI	TCBA	1.6	174.0
LUSH, J.	HH	TCBA	1.7	269.0
WINTER, G.	ME	TCBA	1.8	204.0

The 13 players with the lowest Home Runs Per 9 Innings, Starting

Name	Tm	Lg	HR/9-s	IP-s
13 players tied at 0.00				

The 10 players with the highest Hits Per 9 Innings, Starting


Name	Tm	Lg	H/9-s	IP-s
LAKE, J.	LI	TCBA	10.4	192.0
LUNDGREN, C.	LI	TCBA	10.1	182.2
McGLYNN, S.	LI	TCBA	9.8	166.2
SMITH, C.	HP	TCBA	9.6	188.1
KEELEY, B.	HP	TCBA	9.5	167.1
ORTH, A.	HP	TCBA	9.4	207.0
SPARKS, T.	LT	TCBA	9.4	172.0
CAMPBELL, B.	WA	TCBA	8.6	229.2
SALLEE, S.	HP	TCBA	8.6	206.0
KILLIAN, E.	GW	TCBA	8.6	183.0

The 10 players with the highest Walks Per 9 Innings, Starting

Name	Tm	Lg	BB/9-s	IP-s
FRASER, C.	ME	TCBA	4.7	154.2
SMITH, C.	HP	TCBA	4.3	188.1
RUCKER, N.	LT	TCBA	4.0	294.2
MORGAN, C.	CS	TCBA	3.8	214.1
LEIFIELD, L.	WA	TCBA	3.8	231.2
BERGER, H.	GW	TCBA	3.6	216.1
BEEBE, F.	GW	TCBA	3.5	185.0
LAKE, J.	LI	TCBA	3.4	192.0
LIEBHARDT, G.	BU	TCBA	3.3	217.0
KEELEY, B.	HP	TCBA	3.1	167.1

The 10 players with the highest Home Runs Per 9 Innings, Starting

Name	Tm	Lg	HR/9-s	IP-s
MORGAN, C.	CS	TCBA	.42	214.1
ORTH, A.	HP	TCBA	.35	207.0
LAKE, J.	LI	TCBA	.33	192.0
LUNDGREN, C.	LI	TCBA	.25	182.2
FRASER, C.	ME	TCBA	.23	154.2
LINDAMAN, V.	LT	TCBA	.22	282.1
BENDER, C.	BU	TCBA	.22	162.1
MADDOX, N.	CS	TCBA	.18	292.1
KEELEY, B.	HP	TCBA	.16	167.1
SPARKS, T.	LT	TCBA	.16	172.0



MATHEWSON, N. Y. NAT'L



OH WHAT A RELIEF

IT IS...

The 14 players with the most Saves

Name	Tm	Lg	SV	SOPP
Wood, W.	BR	TCBA	16	94.1
COVELESKI, H.	CL	TCBA	10	100.0
McGINNITY, J.	SO	TCBA	10	76.9
RICHIE, L.	MI	TCBA	8	80.0
YOUNG, H.	SO	TCBA	8	61.5
SUGGS, G.	ME	TCBA	6	60.0
ARELLANES, F.	BE	TCBA	5	100.0
CHECH, C.	MI	TCBA	5	100.0
RYAN, J.	WA	TCBA	5	62.5

5 players tied at 4

The 3 players with the lowest Earned Run Average, Relieving

Name	Tm	Lg	ERA-r	IP-r
ROWAN, J.	TU	TCBA	1.49	54.1
VICKERS, R.	BR	TCBA	2.21	53.0
MANUEL, M.	LI	TCBA	2.92	64.2

The 10 players with the most Innings Pitched, Relieving

Name	Tm	Lg	IP-r	GIR
MANUEL, M.	LI	TCBA	64.2	42
ROWAN, J.	TU	TCBA	54.1	35
VICKERS, R.	BR	TCBA	53.0	25
TANNEHILL, J.	TU	TCBA	51.0	27
PELTY, B.	HP	TCBA	43.1	15
MANNING, R.	CS	TCBA	43.1	29
WILLETT, E.	SO	TCBA	42.0	19
RYAN, J.	WA	TCBA	41.0	24
Braun, R.	HP	TCBA	40.0	16
BOULTES, J.	GW	TCBA	39.2	22

The 12 players with the most Games in Relief

Name	Tm	Lg	GIR	IP-r
MANUEL, M.	LI	TCBA	42	64.2
ROWAN, J.	TU	TCBA	35	54.1
CHAPPELLE, B.	MI	TCBA	32	39.0
YOUNG, H.	SO	TCBA	30	35.1
MANNING, R.	CS	TCBA	29	43.1
RICHIE, L.	MI	TCBA	29	38.0
MAXWELL, B.	LI	TCBA	28	39.1
TANNEHILL, J.	TU	TCBA	27	51.0

4 players tied at 25

The 16 players with the most Blown Saves

Name	Tm	Lg	BS	GIR
SUGGS, G.	ME	TCBA	3	23
YOUNG, H.	SO	TCBA	3	30
ROWAN, J.	TU	TCBA	3	35
MANUEL, M.	LI	TCBA	3	42

12 players tied at 2

The 1 player with the highest Save Opportunity Percentage

Name	Tm	Lg	SOPP	SOP
Wood, W.	BR	TCBA	94.1	17

The 3 players with the most Earned Runs Prevented, Relieving

Name	Tm	Lg	ERPT-r	IP-r
ROWAN, J.	TU	TCBA	7.0	54.1
VICKERS, R.	BR	TCBA	2.6	53.0
MANUEL, M.	LI	TCBA	-1.9	64.2

The 10 players with the most Relief Points

Name	Tm	Lg	RPT	GIR
Wood, W.	BR	TCBA	48	17
COVELESKI, H.	CL	TCBA	28	18
McGINNITY, J.	SO	TCBA	26	22
RICHIE, L.	MI	TCBA	26	29
YOUNG, H.	SO	TCBA	26	30
KRAUSE, H.	HP	TCBA	20	19
SUGGS, G.	ME	TCBA	18	23
ARELLANES, F.	BE	TCBA	17	21
RYAN, J.	WA	TCBA	17	24
BOULTES, J.	GW	TCBA	15	22

The 12 players with the most Games Finished

Name	Tm	Lg	GF	GIR
MANNING, R.	CS	TCBA	25	29
MANUEL, M.	LI	TCBA	24	42
YOUNG, H.	SO	TCBA	21	30
VICKERS, R.	BR	TCBA	19	25
SUGGS, G.	ME	TCBA	18	23
RICHIE, L.	MI	TCBA	17	29

6 players tied at 16

The 16 players with the most Holds

Name	Tm	Lg	HLD	GIR
CARTER, N.	SO	TCBA	7	24
FALKENBERG, C.	SO	TCBA	4	25
TANNEHILL, J.	TU	TCBA	4	27
FLATER, J.	BE	TCBA	3	25
CHAPPELLE, B.	MI	TCBA	3	32
ROWAN, J.	TU	TCBA	3	35

10 players tied at 2

The 13 players with the most Inherited Runners

Name	Tm	Lg	IR	GIR
MANUEL, M.	LI	TCBA	35	42
KRAUSE, H.	HP	TCBA	26	19
SUGGS, G.	ME	TCBA	23	23
ROWAN, J.	TU	TCBA	22	35
MAXWELL, B.	LI	TCBA	21	28
ALTROCK, N.	MI	TCBA	20	23
BRANDOM, C.	TU	TCBA	20	23
MANNING, R.	CS	TCBA	20	29
HOLMES, J.	HH	TCBA	19	13

4 players tied at 18

The 10 players with the most Strikeouts, Relieving

Name	Tm	Lg	SO-r	IP-r
ROWAN, J.	TU	TCBA	41	54.1
VICKERS, R.	BR	TCBA	35	53.0
LAKE, J.	LI	TCBA	30	35.0
MANUEL, M.	LI	TCBA	28	64.2
SPONGBERG, C.	HP	TCBA	27	36.0
MAXWELL, B.	LI	TCBA	27	39.1
TANNEHILL, J.	TU	TCBA	26	51.0
FERGUSON, G.	WA	TCBA	25	33.2
BOULTES, J.	GW	TCBA	24	39.2
YOUNG, H.	SO	TCBA	22	35.1

The 3 players with the lowest Baserunners Per 9 Innings, Relieving

Name	Tm	Lg	BR/9-r	IP-r
ROWAN, J.	TU	TCBA	9.1	54.1
VICKERS, R.	BR	TCBA	9.5	53.0
MANUEL, M.	LI	TCBA	10.9	64.2

The 3 players with the lowest Hits Per 9 Innings, Relieving

Name	Tm	Lg	H/9-r	IP-r
ROWAN, J.	TU	TCBA	5.6	54.1
VICKERS, R.	BR	TCBA	6.5	53.0
MANUEL, M.	LI	TCBA	7.4	64.2

The 3 players with the lowest Walks Per 9 Innings, Relieving

Name	Tm	Lg	BB/9-r	IP-r
MANUEL, M.	LI	TCBA	3.2	64.2
VICKERS, R.	BR	TCBA	3.7	53.0
ROWAN, J.	TU	TCBA	4.5	54.1

The 3 players with the lowest Home Runs Per 9 Innings, Relieving

Name	Tm	Lg	HR/9-r	IP-r
VICKERS, R.	BR	TCBA	.00	53.0
ROWAN, J.	TU	TCBA	.17	54.1
MANUEL, M.	LI	TCBA	.28	64.2

The 2 players with the lowest Inherited Runners Scored Percentage

Name	Tm	Lg	IRSP	IR
MANUEL, M.	LI	TCBA	40.0	35
KRAUSE, H.	HP	TCBA	42.3	26

The 3 players with the highest Strikeouts Per 9 Innings, Relieving

Name	Tm	Lg	SO/9-r	IP-r
ROWAN, J.	TU	TCBA	6.8	54.1
VICKERS, R.	BR	TCBA	5.9	53.0
MANUEL, M.	LI	TCBA	3.9	64.2

The 3 players with the highest Baserunners Per 9 Innings, Relieving

Name	Tm	Lg	BR/9-r	IP-r
MANUEL, M.	LI	TCBA	10.9	64.2
VICKERS, R.	BR	TCBA	9.5	53.0
ROWAN, J.	TU	TCBA	9.1	54.1

The 3 players with the highest Hits Per 9 Innings, Relieving

Name	Tm	Lg	H/9-r	IP-r
MANUEL, M.	LI	TCBA	7.4	64.2
VICKERS, R.	BR	TCBA	6.5	53.0
ROWAN, J.	TU	TCBA	5.6	54.1

The 3 players with the highest Walks Per 9 Innings, Relieving

Name	Tm	Lg	BB/9-r	IP-r
ROWAN, J.	TU	TCBA	4.5	54.1
VICKERS, R.	BR	TCBA	3.7	53.0
MANUEL, M.	LI	TCBA	3.2	64.2

The 3 players with the highest Home Runs Per 9 Innings, Relieving

Name	Tm	Lg	HR/9-r	IP-r
MANUEL, M.	LI	TCBA	.28	64.2
ROWAN, J.	TU	TCBA	.17	54.1
VICKERS, R.	BR	TCBA	.00	53.0

fielding

The 10 players with the highest Range at Second Base

Name	Tm	Lg	RNG	INN
PATTEE, H.	HP	TCBA	6.40	1176.1
KNABE, O.	GW	TCBA	5.86	1399.2
WILLIAMS, J.	ME	TCBA	5.84	1273.2
NILES, H.	LT	TCBA	5.59	969.0
HUGGINS, M.	WA	TCBA	5.58	1223.2
DOYLE, L.	SO	TCBA	5.44	729.2
LAPORTE, F.	TU	TCBA	5.43	749.0
EVERS, J.	HH	TCBA	5.30	954.1
RITCHEY, C.	MI	TCBA	5.29	978.0
Meade, L.	BE	TCBA	5.25	784.0

The 10 players with the highest Range at Third Base

Name	Tm	Lg	RNG	INN
DONOVAN, M.	MI	TCBA	3.44	999.1
DEVLIN, A.	GW	TCBA	3.35	1342.0
Sajdak, K.	WA	TCBA	3.15	1344.2
Katon, N.	BU	TCBA	3.14	1267.2
LORD, H.	HP	TCBA	3.10	1071.2
GRANT, E.	LI	TCBA	3.06	994.1
HICKMAN, C.	BE	TCBA	3.06	674.0
BRADLEY, B.	TU	TCBA	3.00	1280.2
UNGLAUB, B.	SO	TCBA	2.97	1193.0
FERRIS, H.	PR	TCBA	2.94	1316.0

The 10 players with the highest Range at Shortstop

Name	Tm	Lg	RNG	INN
WALLACE, B.	HP	TCBA	5.79	1163.2
PARENT, F.	LI	TCBA	5.75	1040.0
BALL, N.	SO	TCBA	5.71	1251.0
McBRIDE, G.	BU	TCBA	5.69	1362.2
DAHLEN, B.	GW	TCBA	5.51	1362.1
LOBERT, H.	HH	TCBA	5.49	1368.2
WAGNER, H.	WA	TCBA	5.47	1369.2
TINKER, J.	PR	TCBA	5.44	1370.0
BARRY, J.	ME	TCBA	5.36	859.2
REILLY, T.	CS	TCBA	5.31	995.1

The 10 players with the highest Fielding Average at Second Base

Name	Tm	Lg	FLD	INN
KNABE, O.	GW	TCBA	.987	1399.2
LAJOIE, N.	BR	TCBA	.985	1397.1
WILLIAMS, J.	ME	TCBA	.980	1273.2
ABBATICCHIO, E.	PR	TCBA	.977	1187.0
RITCHEY, C.	MI	TCBA	.976	978.0
HUGGINS, M.	WA	TCBA	.974	1223.2
GILBERT, B.	CS	TCBA	.968	1332.2
EVERS, J.	HH	TCBA	.967	954.1
DOYLE, L.	SO	TCBA	.967	729.2
McCONNELL, A.	BU	TCBA	.964	1170.2

The 10 players with the highest Fielding Average at Third Base


Name	Tm	Lg	FLD	INN
DONOVAN, M.	MI	TCBA	.979	999.1
FERRIS, H.	PR	TCBA	.975	1316.0
DEVLIN, A.	GW	TCBA	.975	1342.0
BRADLEY, B.	TU	TCBA	.960	1280.2
GRANT, E.	LI	TCBA	.955	994.1
SHEEHAN, T.	BR	TCBA	.953	970.2
COLLINS, J.	HH	TCBA	.952	1203.1
Katon, N.	BU	TCBA	.948	1267.2
LEACH, T.	CS	TCBA	.948	1321.2
HICKMAN, C.	BE	TCBA	.946	674.0

The 10 players with the highest Fielding Average at Shortstop

Name	Tm	Lg	FLD	INN
TINKER, J.	PR	TCBA	.976	1370.0
McBRIDE, G.	BU	TCBA	.976	1362.2
DAHLEN, B.	GW	TCBA	.966	1362.1
WAGNER, H.	TU	TCBA	.963	1386.1
BARRY, J.	ME	TCBA	.955	859.2
DAVIS, G.	BR	TCBA	.941	1123.1
PARENT, F.	LI	TCBA	.939	1040.0
BALL, N.	SO	TCBA	.933	1251.0
WAGNER, H.	WA	TCBA	.932	1369.2
WALLACE, B.	HP	TCBA	.932	1163.2



Knabe, 2b Phila. Nat.



McBRIDE, WASHINGTON

The 10 players with the highest Range in Left Field

Name	Tm	Lg	RNG	INN
CLARKE, F.	MI	TCBA	2.74	1314.1
HAHN, E.	HH	TCBA	2.31	1042.1
SHAW, A.	CL	TCBA	2.26	715.1
BATES, J.	GW	TCBA	2.26	1095.1
MURRAY, R.	TU	TCBA	2.24	1251.1
STAHL, J.	WA	TCBA	2.18	842.1
COBB, T.	BU	TCBA	2.16	1160.2
Wood, W.	BR	TCBA	1.94	799.1
JONES, F.	SO	TCBA	1.92	839.0
SCHULTE, W.	HP	TCBA	1.90	747.0

The 10 players with the highest Fielding Average in Left Field

Name	Tm	Lg	FLD	INN
CLARKE, F.	MI	TCBA	.988	1314.1
HAHN, E.	HH	TCBA	.985	1042.1
JONES, F.	SO	TCBA	.984	839.0
SHAW, A.	CL	TCBA	.968	715.1
COBB, T.	BU	TCBA	.965	1160.2
BATES, J.	GW	TCBA	.962	1095.1
MURRAY, R.	TU	TCBA	.957	1251.1
Wood, W.	BR	TCBA	.956	799.1
SCHULTE, W.	HP	TCBA	.952	747.0
STAHL, J.	WA	TCBA	.932	842.1

The 10 players with the highest Range in Center Field

Name	Tm	Lg	RNG	INN
CLARKE, J.	TU	TCBA	3.00	980.0
SPEAKER, T.	PR	TCBA	2.98	1102.1
HEMPHILL, C.	CL	TCBA	2.97	1146.2
STONE, G.	BE	TCBA	2.92	1234.2
PASKERT, D.	HH	TCBA	2.92	730.1
TITUS, J.	CS	TCBA	2.84	1230.2
SHANNON, S.	BR	TCBA	2.82	648.0
THOMAS, R.	LI	TCBA	2.81	935.0
MAGEE, S.	BU	TCBA	2.76	1145.0
GANLEY, B.	GW	TCBA	2.75	1382.2

The 10 players with the highest Fielding Average in Center Field

Name	Tm	Lg	FLD	INN
TITUS, J.	CS	TCBA	.995	1230.2
THOMAS, R.	LI	TCBA	.993	935.0
GANLEY, B.	GW	TCBA	.993	1382.2
CLARKE, J.	TU	TCBA	.991	980.0
MAGEE, S.	BU	TCBA	.983	1145.0
SPEAKER, T.	PR	TCBA	.981	1102.1
HEMPHILL, C.	CL	TCBA	.977	1146.2
STONE, G.	BE	TCBA	.976	1234.2
SHECKARD, J.	HP	TCBA	.974	1031.1
PASKERT, D.	HH	TCBA	.971	730.1

The 10 players with the highest Range in Right Field


Name	Tm	Lg	RNG	INN
KANE, J.	TU	TCBA	2.40	589.0
BEAUMONT, G.	MI	TCBA	2.16	1173.0
MITCHELL, M.	WA	TCBA	2.14	1247.0
LUMLEY, H.	HH	TCBA	2.14	987.1
OSBORN, F.	PR	TCBA	2.11	1298.1
DONLIN, M.	BU	TCBA	2.10	1270.0
THONEY, J.	BE	TCBA	2.09	1050.0
SEYMOUR, C.	BR	TCBA	2.09	1371.2
HUMMEL, J.	TU	TCBA	2.02	762.2
MURPHY, D.	SO	TCBA	1.98	1179.0

The 10 players with the highest Fielding Average in Right Field

Name	Tm	Lg	FLD	INN
BEAUMONT, G.	MI	TCBA	.996	1173.0
OSBORN, F.	PR	TCBA	.993	1298.1
THONEY, J.	BE	TCBA	.992	1050.0
KANE, J.	TU	TCBA	.987	589.0
DONLIN, M.	BU	TCBA	.987	1270.0
McINTYRE, M.	CS	TCBA	.982	969.1
CRAWFORD, S.	GW	TCBA	.979	1407.0
HARTZELL, R.	HP	TCBA	.975	989.0
BROWNE, G.	LI	TCBA	.973	1139.2
HUMMEL, J.	TU	TCBA	.972	762.2



CLARK, COLUMBUS



The 10 players with the highest Fielding Average at First Base

Name	Tm	Lg	FLD	INN
JONES, T.	SO	TCBA	.998	1367.0
ROSSMAN, C.	MI	TCBA	.994	978.2
STOVALL, G.	PR	TCBA	.994	1296.1
DAVIS, H.	BR	TCBA	.994	1316.1
CHANCE, F.	ME	TCBA	.993	964.2
BRANSFIELD, K.	CS	TCBA	.993	1244.2
KONETCHY, E.	GW	TCBA	.991	1330.1
FREEMAN, J.	WA	TCBA	.991	942.2
JORDAN, T.	BE	TCBA	.990	1274.1
TENNEY, F.	CL	TCBA	.990	1386.2

The 10 players with the highest Fielding Average at Catcher


Name	Tm	Lg	FLD	INN
McFARLAND, E.	BR	TCBA	.990	1128.2
DOOIN, R.	SO	TCBA	.989	1201.0
GIBSON, G.	LT	TCBA	.988	720.1
STREET, G.	LI	TCBA	.987	970.1
SMITH, S.	BU	TCBA	.985	860.2
KLEINOW, R.	HH	TCBA	.983	603.1
SULLIVAN, B.	HP	TCBA	.982	1312.2
BRESNAHAN, R.	GW	TCBA	.979	1196.0
BOWERMAN, F.	PR	TCBA	.969	1257.2
BEMIS, H.	CS	TCBA	.968	1302.2

The 10 players with the highest Fielding Average at Pitcher

Name	Tm	Lg	FLD	INN
CORRIDON, F.	PR	TCBA	1.000	188.2
FRASER, C.	ME	TCBA	1.000	172.1
WILLETT, E.	SO	TCBA	1.000	154.0
MULLIN, G.	SO	TCBA	1.000	144.0
TAYLOR, D.	CS	TCBA	1.000	114.2
DORNER, G.	BU	TCBA	1.000	105.0
PFIESTER, J.	CL	TCBA	.985	280.0
BROWN, T.	BE	TCBA	.982	339.1
SMITH, F.	LT	TCBA	.981	316.2
CAMNITZ, H.	BR	TCBA	.978	262.2


The 10 players with the lowest Opposition Stolen Base Average at Catcher

Name	Tm	Lg	OSBA	INN
DOOIN, R.	SO	TCBA	.517	1201.0
SMITH, S.	BU	TCBA	.533	860.2
BRESNAHAN, R.	GW	TCBA	.549	1196.0
SCHMIDT, B.	ME	TCBA	.593	970.2
SCHLEI, A.	CL	TCBA	.621	681.0
GIBSON, G.	LT	TCBA	.625	720.1
CLARKE, N.	LT	TCBA	.628	716.2
BOWERMAN, F.	PR	TCBA	.666	1257.2
BEMIS, H.	CS	TCBA	.670	1302.2
McLEAN, L.	TU	TCBA	.692	897.1



TCBA Origins 1908 MLB

1908 GOLD GLOVE WINNERS: P-Ed Willett, SO C-Red Dooin, SO 1B-Tom Jones, SO 2B-Otto Knabe, GW 3B-Mike Donovan, MI SS-George McBride, BU LF-Fred Clarke, MI CF-Josh Clarke, TU RF-Ginger Beaumont, MI



streaks

The 10 players with the longest Hitting Streak Current

Name	Tm	Lg	G	PA
BRIDWELL, A.	CL	TCBA	9	579
WAGNER, H.	WA	TCBA	9	693
GEHRING, H.	HP	TCBA	7	34
BURCH, A.	WA	TCBA	7	320
WILSON, C.	SO	TCBA	7	349
HUMMEL, J.	TU	TCBA	7	567
BARRY, J.	ME	TCBA	6	511
PATTEE, H.	HP	TCBA	6	526
BRANSFIELD, K.	CS	TCBA	6	603
HEMPHILL, C.	CL	TCBA	6	609

The 36 players with the longest Doubles Streak Current

Name	Tm	Lg	G	PA
BEECHER, R.	CL	TCBA	3	9
RHODES, C.	CS	TCBA	2	18
GEHRING, H.	HP	TCBA	2	34
HANNIFIN, J.	HH	TCBA	2	193
DELAHANTY, J.	BU	TCBA	2	196
NILES, H.	LT	TCBA	2	475
BRANSFIELD, K.	CS	TCBA	2	603
LEACH, T.	CS	TCBA	2	669

28 players tied at 1

The 433 players with the longest Triples Streak Current

Name	Tm	Lg	G	PA
DONLIN, M.	BU	TCBA	3	659
RICHIE, L.	MI	TCBA	1	26
OVERALL, O.	BR	TCBA	1	94
ZIMMERMAN, H.	BR	TCBA	1	127
COOMBS, J.	BR	TCBA	1	246
KEELER, W.	LT	TCBA	1	391
CLARKE, F.	MI	TCBA	1	659

426 players tied at 0

The 11 players with the longest Hitting Streak Season

Name	Tm	Lg	G	PA
DONLIN, M.	BU	TCBA	23	659
SCHMIDT, B.	ME	TCBA	17	467
EVERS, J.	HH	TCBA	15	469
BALL, N.	SO	TCBA	15	568
BRANSFIELD, K.	CS	TCBA	15	603
HULSWITT, R.	BE	TCBA	15	606
COBB, T.	BU	TCBA	15	607
WAGNER, H.	WA	TCBA	15	693

3 players tied at 14

The 38 players with the longest Doubles Streak Season

Name	Tm	Lg	G	PA
MURPHY, D.	SO	TCBA	5	569
DAVIS, H.	BR	TCBA	5	613
BRANSFIELD, K.	CS	TCBA	4	603
DONLIN, M.	BU	TCBA	4	659
CRAWFORD, S.	GW	TCBA	4	686

33 players tied at 3

The 35 players with the longest Triples Streak Season

Name	Tm	Lg	G	PA
GESSLER, D.	MI	TCBA	3	432
DONLIN, M.	BU	TCBA	3	659

33 players tied at 2



The 433 players with the longest Home Run Streak Current

Name	Tm	Lg	G	PA
MERKLE, F.	BU	TCBA	1	49
HARTZELL, R.	HP	TCBA	1	496

431 players tied at 0

The 45 players with the longest Extra Base Hit Streak Current

Name	Tm	Lg	G	PA
BEECHER, R.	CL	TCBA	3	9
BRANSFIELD, K.	CS	TCBA	3	603
DONLIN, M.	BU	TCBA	3	659
RHODES, C.	CS	TCBA	2	18
GEHRING, H.	HP	TCBA	2	34
HANNIFIN, J.	HH	TCBA	2	193
DELAHANTY, J.	BU	TCBA	2	196
NILES, H.	LT	TCBA	2	475
LEACH, T.	CS	TCBA	2	669

36 players tied at 1

The 14 players with the longest Walks Streak Current

Name	Tm	Lg	G	PA
JORDAN, T.	BE	TCBA	5	604
EVERS, J.	HH	TCBA	4	469
SHECKARD, J.	HP	TCBA	4	520
McINTYRE, M.	CS	TCBA	3	683

10 players tied at 2

The 81 players with the longest Home Run Streak Season

Name	Tm	Lg	G	PA
SHECKARD, J.	HP	TCBA	2	520
DAVIS, H.	BR	TCBA	2	613

79 players tied at 1

The 20 players with the longest Extra Base Hit Streak Season

Name	Tm	Lg	G	PA
MURPHY, D.	SO	TCBA	6	569
LEACH, T.	CS	TCBA	6	669
MAGEE, S.	BU	TCBA	5	601
DAVIS, H.	BR	TCBA	5	613
KONETCHY, E.	GW	TCBA	5	641
CRAWFORD, S.	GW	TCBA	5	686
WAGNER, H.	WA	TCBA	5	693

13 players tied at 4

The 10 players with the longest Walks Streak Season

Name	Tm	Lg	G	PA
JONES, F.	SO	TCBA	8	675
EGAN, B.	BE	TCBA	7	314
THOMAS, R.	LI	TCBA	7	485
JORDAN, T.	BE	TCBA	7	604
SLAGLE, J.	PR	TCBA	6	306
CLARKE, J.	TU	TCBA	6	502
BRESNAHAN, R.	GW	TCBA	6	600
COBB, T.	BU	TCBA	6	607
DAVIS, H.	BR	TCBA	6	613
HUGGINS, M.	WA	TCBA	6	621

The 10 players with the longest On Base Streak Current

Name	Tm	Lg	G	PA
WAGNER, H.	WA	TCBA	20	693
DONLIN, M.	BU	TCBA	16	659
EVERS, J.	HH	TCBA	14	469
TITUS, J.	CS	TCBA	14	587
BARRY, J.	ME	TCBA	13	511
PATTEE, H.	HP	TCBA	13	526
BRANSFIELD, K.	CS	TCBA	13	603
GESSLER, D.	MI	TCBA	12	432
HERZOG, B.	LI	TCBA	11	121
BURCH, A.	WA	TCBA	11	320

The 12 players with the longest Hitless Streak Current

Name	Tm	Lg	G	PA
PELTY, B.	HP	TCBA	19	47
LEEVEER, S.	MI	TCBA	14	71
POWERS, M.	LI	TCBA	11	171
FRASER, C.	ME	TCBA	10	58
JOHNSON, C.	TU	TCBA	9	18
BLISS, J.	BR	TCBA	9	95
ELBERFELD, K.	BR	TCBA	9	99

5 players tied at 8

The 10 players with the longest No Home Run Streak Current

Name	Tm	Lg	G	PA
SULLIVAN, B.	HP	TCBA	154	546
WAGNER, H.	TU	TCBA	154	579
TANNEHILL, L.	ME	TCBA	154	587
LAJOIE, N.	BR	TCBA	154	690
JONES, T.	SO	TCBA	153	590
KNABE, O.	GW	TCBA	153	603
McBRIDE, G.	BU	TCBA	152	615
STEINFELDT, H.	CL	TCBA	152	628
GANLEY, B.	GW	TCBA	152	639
McINTYRE, M.	CS	TCBA	150	683

The 10 players with the longest On Base Streak Season

Name	Tm	Lg	G	PA
DEVLIN, A.	GW	TCBA	36	683
MAGEE, S.	BU	TCBA	31	601
TITUS, J.	CS	TCBA	29	587
DONLIN, M.	BU	TCBA	27	659
GESSLER, D.	MI	TCBA	26	432
ABBATICCHIO, E.	PR	TCBA	26	538
BRANSFIELD, K.	CS	TCBA	26	603
JORDAN, T.	BE	TCBA	24	604
WAGNER, H.	WA	TCBA	24	693
SCHLEI, A.	CL	TCBA	23	302


The 12 players with the longest Hitless Streak Season

Name	Tm	Lg	G	PA
STRANG, S.	HH	TCBA	25	142
PELTY, B.	HP	TCBA	19	47
THOMAS, W.	LT	TCBA	17	96
GRAHAM, B.	HH	TCBA	16	45
MOELLER, D.	TU	TCBA	15	61
JOSS, A.	WA	TCBA	15	126
NICHOLLS, S.	BU	TCBA	15	179
LEEVEER, S.	MI	TCBA	14	71
WILHELM, K.	SO	TCBA	13	121

3 players tied at 12

The 10 players with the longest No Home Run Streak Season

Name	Tm	Lg	G	PA
SULLIVAN, B.	HP	TCBA	154	546
WAGNER, H.	TU	TCBA	154	579
TANNEHILL, L.	ME	TCBA	154	587
LAJOIE, N.	BR	TCBA	154	690
JONES, T.	SO	TCBA	153	590
KNABE, O.	GW	TCBA	153	603
McBRIDE, G.	BU	TCBA	152	615
STEINFELDT, H.	CL	TCBA	152	628
GANLEY, B.	GW	TCBA	152	639
McINTYRE, M.	CS	TCBA	150	683



The 15 players with the longest No Strike Out Streak Current

Name	Tm	Lg	G	PA
TANNEHILL, J.	TU	TCBA	20	29
SHAUGHNESSY, S.	GW	TCBA	17	23
NILL, R.	CL	TCBA	16	39
HOEY, J.	WA	TCBA	15	24
WEIMER, J.	WA	TCBA	15	39
COULSON, B.	LI	TCBA	14	21
McCORMICK, M.	ME	TCBA	12	289
DALEY, T.	WA	TCBA	11	22

7 players tied at 10

The 11 players with the longest Stolen Base Streak Current

Name	Tm	Lg	SB	ASB
HOFFMAN, D.	LT	TCBA	10	24
GRAHAM, P.	CL	TCBA	9	9
CHASE, H.	HP	TCBA	8	25
MORIARTY, G.	BU	TCBA	7	7
THOMAS, W.	LT	TCBA	6	6
SCHULTE, W.	HP	TCBA	6	23

5 players tied at 5

The 10 players with the longest Winning Streak Current

Name	Tm	Lg	W	GS
HOWELL, H.	BE	TCBA	8	37
CHECH, C.	MI	TCBA	5	21
BEEBE, F.	GW	TCBA	5	25
JOSS, A.	WA	TCBA	5	38
WHITE, D.	LI	TCBA	5	38
WALSH, E.	CS	TCBA	5	40
McGINNITY, J.	SO	TCBA	4	9
DUBUC, J.	GW	TCBA	3	10
COAKLEY, A.	BU	TCBA	3	30
LUSH, J.	HH	TCBA	3	30

The 12 players with the longest No Strike Out Streak Season

Name	Tm	Lg	G	PA
McLAURIN, R.	LI	TCBA	41	211
THOMAS, W.	LT	TCBA	29	96
MARSHALL, D.	LI	TCBA	27	344
EGAN, B.	BE	TCBA	26	314
WILTSE, H.	BE	TCBA	23	107
McFARLAND, E.	BR	TCBA	23	490
TANNEHILL, J.	TU	TCBA	20	29
Pio, P.	TU	TCBA	20	216

4 players tied at 19

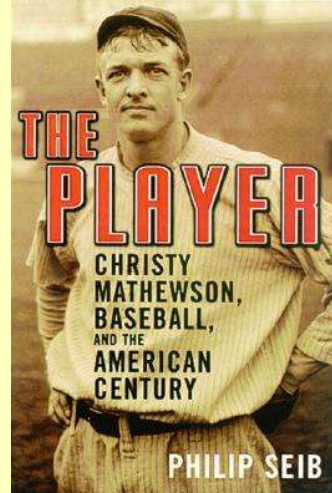
The 11 players with the longest Stolen Base Streak Season

Name	Tm	Lg	SB	ASB
PATTEE, H.	HP	TCBA	15	52
JONES, D.	SO	TCBA	13	15
ATZ, J.	BR	TCBA	11	21
CLYMER, O.	BE	TCBA	10	22
HOFFMAN, D.	LT	TCBA	10	24
HARTZELL, R.	HP	TCBA	10	37
LOBERT, H.	HH	TCBA	10	62

4 players tied at 9

The 10 players with the longest Winning Streak Season

Name	Tm	Lg	W	GS
MATHEWSON, C.	CL	TCBA	13	42
POWELL, J.	MI	TCBA	10	34
McQUILLAN, G.	PR	TCBA	10	37
DINNEEN, B.	WA	TCBA	9	18
COAKLEY, A.	BU	TCBA	9	30
HOWELL, H.	BE	TCBA	8	37
TUCKEY, T.	CS	TCBA	7	10
WILLIS, V.	BR	TCBA	7	37
JOSS, A.	WA	TCBA	6	38
BROWN, T.	BE	TCBA	6	40



The 14 players with the longest Losing Streak Current

Name	Tm	Lg	L	GS
FLAHERTY, P.	PR	TCBA	12	14
HIGGINBOTHAM, I.	ME	TCBA	8	11
WILSON, P.	ME	TCBA	4	5
LUNDGREN, C.	LI	TCBA	4	28
McINTIRE, H.	ME	TCBA	4	34

9 players tied at 3

The 14 players with the longest Quality Starts Streak Current

Name	Tm	Lg	QS	GS
JOSS, A.	WA	TCBA	31	38
McQUILLAN, G.	PR	TCBA	15	37
STEELE, E.	ME	TCBA	10	13
DONOVAN, W.	BR	TCBA	9	30
COAKLEY, A.	BU	TCBA	8	30
CHECH, C.	MI	TCBA	7	21
HOWELL, H.	BE	TCBA	7	37
WILLIS, V.	BR	TCBA	7	37
CICOTTE, E.	GW	TCBA	6	28

5 players tied at 5

The 13 players with the longest No Wins Streak Current

Name	Tm	Lg	NoW	GS
FLAHERTY, P.	PR	TCBA	12	14
HIGGINBOTHAM, I.	ME	TCBA	8	11
SPADE, B.	BU	TCBA	7	24
MARTIN, D.	CL	TCBA	6	6

9 players tied at 5

The 11 players with the longest Losing Streak Season

Name	Tm	Lg	L	GS
FLAHERTY, P.	PR	TCBA	12	14
LAKE, J.	LI	TCBA	11	29
KEELEY, B.	HP	TCBA	9	25
HIGGINBOTHAM, I.	ME	TCBA	8	11
PELTY, B.	HP	TCBA	8	12
SMITH, F.	LT	TCBA	8	37
MALLOY, H.	HH	TCBA	7	17

4 players tied at 6

The 10 players with the longest Quality Starts Streak Season

Name	Tm	Lg	QS	GS
JOSS, A.	WA	TCBA	31	38
BROWN, T.	BE	TCBA	26	40
MATHEWSON, C.	CL	TCBA	24	42
McQUILLAN, G.	PR	TCBA	15	37
DINNEEN, B.	WA	TCBA	13	18
YOUNG, C.	TU	TCBA	12	39
BENDER, C.	BU	TCBA	11	20
STEELE, E.	ME	TCBA	10	13
BERGER, H.	GW	TCBA	10	26
CAMPBELL, B.	WA	TCBA	10	31

The 10 players with the longest No Wins Streak Season

Name	Tm	Lg	NoW	GS
LATTIMORE, B.	HP	TCBA	14	18
FLAHERTY, P.	PR	TCBA	12	14
SMITH, C.	HP	TCBA	12	28
OWEN, F.	LI	TCBA	11	23
LAKE, J.	LI	TCBA	11	29
CAMPBELL, B.	WA	TCBA	10	31
MALLOY, H.	HH	TCBA	9	17
KEELEY, B.	HP	TCBA	9	25
LUNDGREN, C.	LI	TCBA	9	28
WHITE, D.	LI	TCBA	9	38

The 12 players with the longest Shutout Innings Current

Name	Tm	Lg	IP	GS
BRADY, K.	GW	TCBA	23.0	2
McQUILLAN, G.	PR	TCBA	22.0	37
LIEBHARDT, G.	BU	TCBA	17.0	28
CATES, E.	HH	TCBA	14.0	12
POWELL, J.	MI	TCBA	13.2	34
RHODES, C.	CS	TCBA	13.0	5
RHOADS, B.	SO	TCBA	12.0	27
WHITE, D.	LI	TCBA	11.1	38

4 players tied at 11.0

The 18 players with the longest Saves Streak Current

Name	Tm	Lg	SV	SOP
Wood, W.	BR	TCBA	15	17
COVELESKI, H.	CL	TCBA	10	10
ARELLANES, F.	BE	TCBA	5	5
CHECH, C.	MI	TCBA	5	5
CICOTTE, E.	GW	TCBA	3	3
SUGGS, G.	ME	TCBA	3	10
McGINNITY, J.	SO	TCBA	3	13

11 players tied at 2

The 10 players with the longest Errorless Games Streak Current

Name	Tm	Lg	G	INN
TITUS, J.	CS	TCBA	110	1230.2
BEAUMONT, G.	MI	TCBA	94	1180.0
MILAN, C.	ME	TCBA	92	961.0
DONLIN, M.	BU	TCBA	73	1319.0
THONEY, J.	BE	TCBA	66	1096.0
KANE, J.	TU	TCBA	60	909.1
HARTZELL, R.	HP	TCBA	59	1007.0
MOELLER, D.	TU	TCBA	49	112.2
BARRY, S.	BR	TCBA	46	428.2
OSBORN, F.	PR	TCBA	43	1298.1

The 10 players with the longest Shutout Innings Season

Name	Tm	Lg	IP	GS
MATHEWSON, C.	CL	TCBA	49.0	42
CHECH, C.	MI	TCBA	35.0	21
McQUILLAN, G.	PR	TCBA	30.0	37
JOSS, A.	WA	TCBA	27.0	38
PASTORIUS, J.	GW	TCBA	26.2	29
WINTER, G.	ME	TCBA	26.0	27
BERGER, H.	GW	TCBA	25.0	26
COAKLEY, A.	BU	TCBA	25.0	30
PLANK, E.	TU	TCBA	25.0	35
JOHNSON, W.	TU	TCBA	25.0	36

The 13 players with the longest Saves Streak Season

Name	Tm	Lg	SV	SOP
Wood, W.	BR	TCBA	15	17
COVELESKI, H.	CL	TCBA	10	10
McGINNITY, J.	SO	TCBA	6	13
ARELLANES, F.	BE	TCBA	5	5
CHECH, C.	MI	TCBA	5	5
RICHIE, L.	MI	TCBA	5	10
BRANDOM, C.	TU	TCBA	4	5
KRAUSE, H.	HP	TCBA	4	6

5 players tied at 3

The 11 players with the longest Errorless Games Streak Season

Name	Tm	Lg	G	INN
JONES, T.	SO	TCBA	121	1367.0
TITUS, J.	CS	TCBA	110	1230.2
BEAUMONT, G.	MI	TCBA	94	1180.0
MILAN, C.	ME	TCBA	92	961.0
GANLEY, B.	GW	TCBA	79	1382.2
THOMAS, R.	LI	TCBA	77	939.0
DONLIN, M.	BU	TCBA	73	1319.0
MITCHELL, M.	WA	TCBA	71	1277.2
KEELER, W.	LT	TCBA	68	778.1

2 players tied at 66



A close-up photograph of a baseball, showing its characteristic red stitching on a light-colored leather surface. The text 'BASEBALL' is written in large, blue, block letters with a black outline across the top half of the ball. Below it, the word 'PLAYOFFS' is written in large, red, block letters with a black outline across the bottom half of the ball. The background is a plain, light gray surface.

BASEBALL
PLAYOFFS

1909

SEMI

FINAL

U-TCB909 - Mimosa Mirthmakers - Game Summaries

4 Games Played

Date	No.	Team	R	H	E	G Sc	Starters	Decisions	Save	
09/29/08	4	Mimosa Mirthmakers	3	8	1	60	S. LEEVER	W, L. RICHIE	E. REULBACH	
18:55m	4	Bergen Barflies	0	6	2	67	T. BROWN	L, T. BROWN		
Date	No.	Team	R	H	E	G Sc	Starters	Decisions	Save	
09/28/08	3	Mimosa Mirthmakers	1	7	0	83	J. POWELL	W, J. POWELL	None	
10:58m	3	Bergen Barflies	0	3	2	67	E. SUMMERS	L, E. SUMMERS		
Date	No.	Team	R	H	E	G Sc	Starters	Decisions	Save	
09/26/08	2	Bergen Barflies	0	2	1	48	H. HOWELL	L, H. HOWELL		
14:20m	2	Mimosa Mirthmakers	6	11	1	88	E. REULBACH	W, E. REULBACH	None	
Date	No.	Team	R	H	E	Inn	G Sc	Starters	Decisions	Save
09/25/08	1	Bergen Barflies	2	5	2	11	84	T. BROWN	L, T. BROWN	
19:23m	1	Mimosa Mirthmakers	3	5	1		64	C. CHECH	W, N. ALTROCK	None



U-TCB909 - Buffalo Mules - Game Summaries

5 Games Played

Date	No.	Team	R	H	E	Inn	G Sc	Starters	Decisions	Save
09/30/08	5	South Starrucca Ainspans	4	11	0	10	39	L. HUGHES	L, J. MCGINNITY	
24:59m	5	Buffalo Mules	5	12	1		52	B. SPADE	W, G. LIEBHARDT	None
Date	No.	Team	R	H	E	G Sc	Starters	Decisions	Save	
09/29/08	4	South Starrucca Ainspans	3	9	0	69	K. WILHELM	W, K. WILHELM	J. MCGINNITY	
17:03m	4	Buffalo Mules	2	4	0	57	B. RAYMOND	L, B. RAYMOND		
Date	No.	Team	R	H	E	G Sc	Starters	Decisions	Save	
09/28/08	3	South Starrucca Ainspans	2	6	1	42	B. RHOADS	L, B. RHOADS		
18:32m	3	Buffalo Mules	4	10	2	41	A. COAKLEY	W, G. LIEBHARDT	None	
Date	No.	Team	R	H	E	G Sc	Starters	Decisions	Save	
09/26/08	2	Buffalo Mules	9	16	0	45	C. BENDER	W, C. BENDER	None	
29:35m	2	South Starrucca Ainspans	4	10	1	38	L. HUGHES	L, C. FALKENBERG		
Date	No.	Team	R	H	E	G Sc	Starters	Decisions	Save	
09/25/08	1	Buffalo Mules	2	8	4	91	B. RAYMOND	W, B. RAYMOND	None	
19:33m	1	South Starrucca Ainspans	0	1	2	43	K. WILHELM	L, K. WILHELM		





U-TCB909 - TCBA Origins 1908 MLB Semi Finals - Club Batting



4 Teams	AVG	OBP	SLG	G	AB	H	2B	3B	HR	R	R/G	SO	BB	LOB	SB	CS	SB
Buffalo Mules	.282	.363	.384	5	177	50	14	2	0	22	4.4	11	20	45	0	1	
Mimosa Mirthmakers	.225	.268	.304	4	138	31	0	4	1	13	3.3	17	8	27	3	2	60
South Starrucca Ainspans	.222	.273	.251	5	167	37	3	1	0	13	2.6	16	13	36	7	0	100
Bergen Barflies	.127	.173	.167	4	126	16	2	0	1	2	.5	16	7	19	2	1	66
TCBA Origins 1908 MLB Semi Finals	.220	.279	.285	9	608	134	19	7	2	50	5.6	60	48	127	12	4	75

U-TCB909 - TCBA Origins 1908 MLB Semi Finals - Club Pitching



4 Teams	ERA	G	CG	SHO	QS	SV	IP	H	R	ER	HR	SO	BB	HB	WP	BK	OBA
Mimosa Mirthmakers	.24	4	2	2	3	1	38.0	16	2	1	1	16	7	0	2	0	.127
Buffalo Mules	2.35	5	2	1	2	0	46.0	37	13	12	0	16	13	0	1	0	.222
Bergen Barflies	2.45	4	2	0	3	0	36.2	31	13	10	1	17	8	1	1	0	.225
South Starrucca Ainspans	3.83	5	0	0	1	1	44.2	50	22	19	0	11	20	3	1	0	.282
TCBA Origins 1908 MLB Semi Finals	2.29	9	6	3	9	2	165.1	134	50	42	2	60	48	4	5	0	.220

4 Teams	FLD	G	PO	A	E	DP	TP	PB	OSB	OCS	OSBP	OSBA	DER	UER	UERP
Mimosa Mirthmakers	.982	4	114	49	3	2	0	0	2	1	66.7	.474	.846	1	50.0
South Starrucca Ainspans	.981	5	134	70	4	3	0	0	0	1	.0	.000	.682	3	13.6
Buffalo Mules	.966	5	138	60	7	4	0	0	7	0	100.0	1.370	.733	1	7.7
Bergen Barflies	.957	4	110	45	7	3	0	1	3	2	60.0	.736	.712	3	23.1
TCBA Origins 1908 MLB Semi Finals	.972	9	496	224	21	12	0	1	12	4	75.0	.653	.736	8	16.0

1909



The Buffalo Mules and Mimosa Mirthmakers meet in the Origins playoffs for the second consecutive year. Last year it was in the semi-finals. This year it's the World Series. Last year Buffalo recovered from a 2-1 deficit to win the semi-final matchup in 6 games. This year Mimosa hopes for revenge.

The two teams finished 1-2 in the league offensively with near identical slash lines. Buffalo had the regular season edge in fielding and Mimosa the edge in pitching.

The series opens in Mimosa.



ERIE COUNTY
COVID-19
VACCINE
POP-UP
CLINIC

DOSES & Mimosas



11 AM
TO 3 PM

Sunday JUNE 13TH

SPONSORED BY
CHANDON
Golden
SPRITZ

COMPLIMENTARY MIMOSA
WITH EVERY VACCINATION

3 CONVENIENT *Elmwood* LOCATIONS...

FORTY THIEVES 727 ELMWOOD AVE.	SAVOY 149 ELMWOOD AVE. Buffalo, NY	MR. GOODBAR 1110 ELMWOOD AVE.
--	---	---

Game 1 - Raymond (17-18, 2.36) for Buffalo vs. Reulbach (19-18, 2.02) for Mimosa

Sherry MaGee opens the game by hitting a grounder which Germany Schaeffer can't handle. After a hit-and-run single puts runners on the corners, Ty Cobb grounds into a double play to score the first run of the series. The Mules lead is short lived as Claude Rossman doubles home a Mirthmaker run in the home half of the 1st. In the bottom of the 4th, Mimosa takes a 2-1 lead when Schaefer doubles home Fred Clarke. Buffalo responds by turning a pair of walks, a hit batter and 2 singles into 3 runs and a 4-2 lead. Aided by a Mimosa error in each inning, the Mules add single runs in the 7th, 8th and 9th to coast to a 7-2 win in the series opener.

Mike Donlin goes 3 for 5 with 2 RBIs to lead Buffalo. Mimosa commits 6 errors for the game, including a trio by SS Charley O'Leary.

BU: 7 runs, 8 hits, 0 errors, Raymond (W)
MI: 2 runs, 4 hits, 6 errors, Reulbach (L)



Game 2 - Bender (10-8, 2.48) for Buffalo vs. Chech for Mimosa (15-7, 1.83)

After his fielding lapses in game 1, O'Leary is benched (and not seen for the remainder of the series) and is replaced in the infield by Tex Smith.

Bender holds Mimosa scoreless for the first 6 innings. Chech matches him, with help of a Mule being nailed at the plate attempting to score on a double. In the bottom of the 7th, Rossman singles and Clarke triples him home with nobody out. And then ...

*G. BEAUMONT facing C. BENDER, B 7th, No Outs, Runner on 3rd, Ahead 1-0
...and CLARKE's stealing home! ... here's the pitch ... high and outside ... and he's
oh!...SMITH took a hard hit ... but held on...OUT! ... that's one!
and they just sold the insurance policy ... with no outs, that might have been a missed sign.*

I'm not sure what happened. I did not signal for Clarke to try to steal home with nobody out. So, it's 1-0 Mimosa through 7.

In the bottom of the 8th ...

*L. Smith facing C. BENDER, B 8th, No Outs, Bases Empty, Ahead 1-0
BENDER winds up ... well hit drive ... deep to left field ... carrying ... it's long gone!
Mules 0, Mirthmakers 2*

Tex hits the first homer of the World Series!

Buffalo opens the 9th with an infield hit and follows with a hit-and-run single to put runners on the corners with nobody out. Cobb flies out and Amby McConnell pops out. With 2 outs and the tying run on 1st ...

J. GANZEL facing C. CHECH, T 9th, 2 Outs, 1st and 3rd, Behind 0-2

*Speedy MAGEE edging down the line ... the pitch to GANZEL ... chopper in front of the plate
STEPHENS charges out ... and he boots it! ... MAGEE's headed home ... he'll score
no play anywhere ... DONLIN hustles over to third ... and GANZEL's on at first
score that an error on STEPHENS ... and that's the 2nd error for the Mirthmakers
Mules 1, Mirthmakers 2*

That's the eighth error for Mimosa and game 2 is not even finished!

Check gets No No Katon to ground to Tex at 3B, and Tex is able to field the ball cleanly and make an accurate throw to 1B, and Rossman is able to hold the ball for the final out. The series is even at 1-1.

BU: 1 run, 4 hits, 0 errors, Bender (L)

MI: 2 runs, 5 hits, 2 errors, Chech (W)

Correspondent: Larry Smith

GAME 2

Game 3 - Powell (26-6, 1.83) for Mimosa vs. Coakley (21-7, 2.29) for Buffalo

The series moves to Buffalo.

The Mules jump out to a 3-0 lead, with 1 run in the 2nd and 2 runs in the 4th. Tex Smith leads off the top of the 6th with his second homer of the series. Hartsell bats for Powell and triples, and then scores on a sacrifice fly to cut the lead to 1 run. In the 7th, Clarke goes deep and the game is tied 3-3. In the 8th, the Mirthmakers get 2 singles to put runners at 1st and 2nd with 2 outs. Claude Ritchey, looking for his first hit of the series, faces Coakley. The call ...

C. RITCHEY facing A. COAKLEY, T 8th, 2 Outs, 1st and 2nd, Tied 3-3

*The runners take their lead ... the pitch to RITCHEY ... ground ball to Katon ... he's up with it the long throw to first ... and he fires it right by GILL ... ANDERSON scores easily GESSLER's around second ... he'll make third ... and RITCHEY has to settle for one as the ball is returned to the infield ... he never made the turn ... Katon picks up an error
Mirthmakers 4, Mules 3*

That's the first error of the series for the Mules and it proves costly as Lew Richie holds Buffalo scoreless over the final 2 innings.

The Mirthmakers lead the series 2-1 (the same lead as they had over Buffalo in the semi-finals last season). Mimosa now has 10 errors over 3 games.

MI: 4 runs, 6 hits, 2 errors, Leever (W), Ritchie (S)

BU: 3 runs, 7 hits, 1 error, Coakley (L)

Game 4 - Reulbach for Mimosa vs. Raymond for Buffalo

The game 1 starting pitchers are back on the mound. Game 1 winner Raymond struggles in the top of the 1st. With 2 outs and a runner on 2nd, he walks Clarke and then hits Ginger Beaumont to load the bases. Schaeffer singles home 2 runs for a quick 2-0 Mimosa lead. Buffalo cuts the lead in half when Cobb, for the second time in the series, grounds into a double play with runners on the corners with nobody out. The lead holds until the 5th when the Mules use a hit batter and 2 singles to tie the score 2-2. Buffalo puts runners on the corner with 1 out in the 8th (1 runner via another Mirthmaker error) with only 1 out. Mimosa keeps it 2-2 with an inning-ending double play.

Sid Smith opens the 9th by reaching on yet another Mirthmaker error. Raymond bats for himself and fouls off 2 attempts to sacrifice. On the next pitch ...

*B. RAYMOND facing E. REULBACH, B 9th, No Outs, Runner on 1st, Tied 2-2
Infield playing in a few paces ... the two-strike pitch ... this one is hit ... it may carry
a long run for CLARKE ... if it's fair it's trouble ... and it drops a foot inside the line
SMITH rounds third
TRY TO SCORE? (1=yes, 2=no*)
the throw comes in to SCHAEFER ... they're holding SMITH at third
and RAYMOND's in standing with a double ... so fasten your seat belts once again
the winning run is now on third base ... for RAYMOND, his 1st double of the series
for Bugs RAYMOND, his 1st hit of the series*

And then,

*S. MAGEE facing E. REULBACH, B 9th, No Outs, 2nd and 3rd, Tied 2-2
They're playing him in ... the runners take their lead ... now he comes home with it
bounced up the middle ... RITCHEY's racing over ... tipped off his glove ... it's all over!
SMITH will score
Mirthmakers 2, Mules 3*

The series is tied 2-2. Mimosa has now committed 14 errors!


MI: 2 runs, 3 hits, 4 errors, Reulbach (L)
BU: 3 runs, 7 hits, 1 error, Raymond (W)



Game 5 - Leever (16-8, 2.05) for Mimosa vs. Liebhardt (16-12, 2.93) for Buffalo

For the third time in the series, Mimosa scores in the 1st: Liebhardt hits Ritchey, Rossman doubles and Clarke scores Ritchey on a groundball to short. The Mirthmakers add single runs in the 3rd, 4th and 8th. Sam Leever cruises to a 2-hit complete game shutout. That extend's Leever's scoreless inning streak to 11 in the series and 20 in the playoffs.

MI: 4 runs, 7 hits, 0 errors, Leever (W)
BU: 0 runs, 2 hits, 1 error, Liebhardt (L)



Game 6 - Bender for Buffalo vs. Check for Mimosa

The series returns to Mimosa.

The Mirthmakers again score in the 1st to take a 1-0 lead on another Rossman double. A Donlin double scores Cobb in the 3rd to tie the game at 1-1. In the bottom of the 3rd, a singles by Clarke and Beaumont give Mimosa a 3-1 lead. Buffalo trims the lead to 3-2 on a Cobb RBI single in the 5th, but lose an opportunity for more by leaving the bases loaded.

Buffalo leaves runners in scoring position in the 6th and 7th and lose a runner on a double play in the 8th. In the 9th, Check retires the first 2 batters and then ...

T. COBB facing C. CHECH, T 9th, 2 Outs, Bases Empty, Behind 2-3

CHECH comes to him ... can't find the strike zone ... that's ball four ... and COBB coaxes a walk and that puts the tying run on at first

**M. DONLIN facing C. CHECH, T 9th, 2 Outs, Runner on 1st, Behind 2-3*

Space on the right ... COBB leading off ... there goes COBB ... DONLIN goes the opposite way grounded deep into the hole ... left side ... nobody there ... base hit

SCHAEFER was over to cover second ... and he poked it right through the hole

COBB hustles in to third ... and DONLIN collects a lovely single ... a textbook hit-and-run

**S. MAGEE facing C. CHECH, T 9th, 2 Outs, 1st and 3rd, Behind 2-3
The runners take their lead ... the pitch ... easy bouncer to RITCHEY ... he fields it
over to SCHAEFER covering second ... for out number three*

FINAL SCORE : Mules 2, Mirthmakers 3

BU: 2 runs, 9 hits, 1 error, Bender (L)
MI: 3 runs, 5 hits, 0 errors, Chech (W)

Mimosa gets its revenge, reversing the results of the semi-final matchup of last year. It was an abysmal offensive performance by both teams. The Mirthmakers managed only 17 runs and 30 hits over the 6 games, with a series batting average of .166. Fortunately for the Mirthies 12 of the 30 hits were for extra bases. Buffalo scored 16 runs on 37 hits, batted .189 and left 40 runners on base. Mimosa's defense was just as bad with 14 errors. On the plus-performance side, Mirthmaker pitchers allowed only 9 earned runs and combined for a 1.53 ERA for the series. Mule pitchers combined for a 2.42 ERA.

Congratulations to Aaron for an outstanding season!

Correspondent: Larry Smith





6 Games Played

Date	No.	Team	R	H	E	G Sc	Starters	Decisions	Save
10/12/08	6	Buffalo Mules	2	9	1	65	C. BENDER	L, C. BENDER	
11:53m	6	Mimosa Mirthmakers	3	5	0	61	C. CHECH	W, C. CHECH	None
Date	No.	Team	R	H	E	G Sc	Starters	Decisions	Save
10/10/08	5	Mimosa Mirthmakers	4	7	0	86	S. LEEVER	W, S. LEEVER	None
10:24m	5	Buffalo Mules	0	2	1	61	G. LIEBHARDT	L, G. LIEBHARDT	
Date	No.	Team	R	H	E	G Sc	Starters	Decisions	Save
10/09/08	4	Mimosa Mirthmakers	2	3	4	57	E. REULBACH	L, E. REULBACH	
12:23m	4	Buffalo Mules	3	7	1	71	B. RAYMOND	W, B. RAYMOND	None
Date	No.	Team	R	H	E	G Sc	Starters	Decisions	Save
10/08/08	3	Mimosa Mirthmakers	4	6	2	45	J. POWELL	W, S. LEEVER	L. RICHIE
14:34m	3	Buffalo Mules	3	7	1	61	A. COAKLEY	L, A. COAKLEY	
Date	No.	Team	R	H	E	G Sc	Starters	Decisions	Save
10/06/08	2	Buffalo Mules	1	4	0	65	C. BENDER	L, C. BENDER	
11:43m	2	Mimosa Mirthmakers	2	5	2	77	C. CHECH	W, C. CHECH	None
Date	No.	Team	R	H	E	G Sc	Starters	Decisions	Save
10/05/08	1	Buffalo Mules	7	8	0	72	B. RAYMOND	W, B. RAYMOND	None
14:09m	1	Mimosa Mirthmakers	2	4	6	51	E. REULBACH	L, E. REULBACH	

MI	TCBA	Inn	1	2	3	4	5	6	7	8	9	Ext	R	RC	Early	Middle	Late
		Runs	5	0	3	2	0	2	2	3	0	0	17	12.4	8	4	5
		Pct	29	0	18	12	0	12	12	18	0	0		136.8	47	24	29
		OppR	1	1	2	2	5	0	1	1	3	0	16		4	7	5
		Pct	6	6	13	13	31	0	6	6	19	0			25	44	31

BU	TCBA	Inn	1	2	3	4	5	6	7	8	9	Ext	R	RC	Early	Middle	Late
		Runs	1	1	2	2	5	0	1	1	3	0	16	11.3	4	7	5
		Pct	6	6	13	13	31	0	6	6	19	0		141.3	25	44	31
		OppR	5	0	3	2	0	2	2	3	0	0	17		8	4	5
		Pct	29	0	18	12	0	12	12	18	0	0			47	24	29

Tot	Org	Inn	1	2	3	4	5	6	7	8	9	Ext	R	RC	Early	Middle	Late
		Runs	6	1	5	4	5	2	3	4	3	0	33	23.8	12	11	10
		Pct	18	3	15	12	15	6	9	12	9	0		138.8	36	33	30



U-TCB909 - TCBA Origins 1908 MLB World Series - Club Batting

2 Teams	AVG	OBP	SLG	G	AB	H	2B	3B	HR	R	R/G	SO	BB	LOB	SB	CS	SBP
Buffalo Mules	.189	.257	.230	6	196	37	6	1	0	16	2.7	14	13	40	1	1	50.0
Mimosa Mirthmakers	.166	.236	.276	6	181	30	7	2	3	17	2.8	23	15	27	2	1	66.7
TCBA Origins 1908 MLB World Series	.178	.247	.252	6	377	67	13	3	3	33	5.5	37	28	67	3	2	60.0

U-TCB909 - TCBA Origins 1908 MLB World Series - Club Pitching

2 Teams	ERA	G	CG	SHO	QS	SV	IP	H	R	ER	HR	SO	BB	HB	WP	BK	OBA
Mimosa Mirthmakers	1.53	6	4	1	4	1	53.0	37	16	9	0	14	13	5	0	0	.189
Buffalo Mules	2.42	6	5	0	4	0	52.0	30	17	14	3	23	15	2	0	0	.166
TCBA Origins 1908 MLB World Series	1.97	6	9	1	8	1	105.0	67	33	23	3	37	28	7	0	0	.178

U-TCB909 - TCBA Origins 1908 MLB World Series - Club Fielding

2 Teams	FLD	G	PO	A	E	DP	TP	PB	OSB	OCS	OSBP	OSBA	DER	UER	UERP
Buffalo Mules	.982	6	156	64	4	3	0	0	2	1	66.7	.346	.810	3	17.6
Mimosa Mirthmakers	.946	6	159	88	14	6	0	0	1	1	50.0	.170	.741	7	43.8
TCBA Origins 1908 MLB World Series	.963	6	315	152	18	9	0	0	3	2	60.0	.257	.773	10	30.3



The background of the slide is a photograph of an ancient Egyptian wall relief. It features several horizontal registers of hieroglyphs and human figures. In the lower-left register, a large, seated male figure is depicted, possibly a deity or a high-ranking official, wearing a long, pleated kilt. To his right, a series of smaller, standing figures are shown in a row, some holding hands or objects. The entire scene is rendered in a reddish-brown hue, characteristic of ancient Egyptian art.

TCBA ORIGINS 1902 – 1909
(proposed through 1920)

1900s



- 1902 – Turin Mountaineers**
- 1903 – Cleveland Naps**
- 1904 – Long Island Islanders**
- 1905 – Long Island Islanders**
- 1906 – Long Island Islanders**
- 1907 – Cleveland Naps**
- 1908 – Long Island Islanders**
- 1909 – Mimosa Mirthmakers**



	W	L	PCT	GB	Mg #	STRK	Last 10	Home	Away	1 Run	X-Inn	TCBA DON	TCBA STU	TCBA BILL
TCBA Origins 1902														
Mahley Division														
Boston Beaneaters	100	55	.645	-	X	W 1	7- 3	52-25	48-30	16-19	9- 2	35-20	26-10	19-13
Hyde Park Vitamen	99	56	.639	1.0	-	L 1	8- 2	54-24	45-32	18-20	7- 8	36-19	25-11	20-12
Long Island Islanders	62	92	.403	37.5	-	L 5	2- 8	27-50	35-42	19-19	1- 8	25-29	14-22	11-21
South Starrucca Ainspans	35	119	.227	64.5	-	W 1	3- 7	15-62	20-57	10-18	5-10	13-41	9-27	6-26
McCorkindale Division														
Bradenton Buckeyes	114	40	.740	-	X	W 3	8- 2	61-16	53-24	21-14	9- 6	24-12	43-11	24- 8
Bergen Barflies	67	87	.435	47.0	-	L 3	5- 5	30-47	37-40	18-24	8- 3	18-18	23-31	16-16
Mexicali Mallards	66	88	.429	48.0	-	W 2	6- 4	32-45	34-43	20-18	3-10	17-19	24-30	13-19
Cleveland Naps	47	107	.305	67.0	-	L 2	1- 9	28-49	19-58	19-21	5- 9	11-25	18-36	9-23
Kirwin Division														
Mimosa Mirthmakers	95	59	.617	-	X	W 5	8- 2	47-30	48-29	19-15	3- 5	17-15	23- 9	36-18
Grand Rapids Wolverines	92	62	.597	3.0	-	L 2	6- 4	43-34	49-28	17- 9	4- 1	21-11	21-11	30-24
Newton Buccs	63	91	.409	32.0	-	L 9	1- 9	27-50	36-41	17-18	8- 4	20-12	10-22	20-34
Waukesha Freeman	59	95	.383	36.0	-	W 2	5- 5	31-46	28-49	15-20	5- 9	14-18	12-20	22-32
Seitz Division														
Turin Mountaineers	96	59	.619	-	X	W 1	5- 5	46-31	50-28	24-19	14- 5	20-12	23- 9	23-13
Wilderness Wraiths	95	60	.613	1.0	-	L 2	7- 3	48-30	47-30	24-13	12- 7	20-12	20-12	21-15
Hereford Highlanders	78	76	.506	17.5	-	W 1	5- 5	37-40	41-36	18-22	6- 8	12-20	18-14	22-14
Buffalo Mules	66	88	.429	29.5	-	W 1	3- 7	29-48	37-40	14-20	3- 7	19-13	13-19	15-21

Our initial season was quite a success. Boston and Turin had to win 1-game playoffs against Hyde Park and Wilderness to advance to the playoffs. Turin then defeated Boston in the first round of the playoffs, winning 4 of the first 5 games. Bradenton also defeated Mimosa in five games. In the World Series, Turin overcame a 3-0 deficit in games, and a 6-0 lead in the 4th game to defeat the Buckeyes in seven games.

U-TCB903 - TCBA Origins 1902 MLB - Standings on Sep. 23, 1902

	W	L	PCT	GB	Mg #	STRK	Last 10	Home	Away	1 Run	X-Inn	TCBA DON	TCBA STU	TCBA BILL
TCBA Origins 1902 MLB														
Don Mahley Division														
Hyde Park Vitamen	77	77	.500	-	X	L 2	7- 3	39-38	38-39	16-24	7- 8	30-24	14-18	15-17
South Starrucca Ainspans	74	80	.481	3.0	-	L 4	4- 6	39-38	35-42	18-25	7-11	27-27	12-20	14-18
Boston Beaneaters	68	86	.442	9.0	-	W 2	5- 5	30-47	38-39	18-26	6-10	29-25	12-20	13-19
Long Island Islanders	64	90	.416	13.0	-	W 4	4- 6	27-50	37-40	14-27	1-11	22-32	11-21	16-16
Stu McCorkindale Division														
Cleveland Naps	100	52	.658	-	X	L 3	5- 5	52-24	48-28	30-10	15- 6	19-13	35-17	27- 9
Mexicali Mallards	89	65	.578	12.0	-	L 1	6- 4	49-28	40-37	23-18	8- 6	25- 7	28-26	19-17
Bradenton Buckeyes	72	81	.471	28.5	-	W 3	6- 4	32-45	40-36	22-14	5- 3	17-15	27-26	16-20
Bergen Barflies	67	86	.438	33.5	-	W 1	3- 7	33-43	34-43	18-22	6- 5	18-14	16-37	17-19
Bill Kirwin Division														
Newton Buccs	100	54	.649	-	X	W 4	9- 1	45-32	55-22	31-11	8- 5	20-12	22-14	39-15
Grand Rapids Wolverines	70	84	.455	30.0	-	L 4	2- 8	31-46	39-38	18-20	5- 7	14-18	17-19	25-29
Mimosa Mirthmakers	70	84	.455	30.0	-	W 1	5- 5	36-41	34-43	22-23	6- 9	17-15	14-22	21-33
Waukesha Freeman	68	86	.442	32.0	-	L 1	4- 6	32-45	36-41	19-26	6- 3	19-13	12-24	23-31
Richard Seitz Division														
Turin Mountaineers	91	63	.591	-	X	L 3	4- 6	46-31	45-32	18-14	5- 3	20-16	18-14	21-11
Hereford Highlanders	78	76	.506	13.0	-	W 3	7- 3	34-43	44-33	22-27	9- 4	19-17	15-17	13-19
Wilderness Wraiths	75	79	.487	16.0	-	W 2	5- 5	37-40	38-39	21-24	8- 8	18-18	15-17	16-16
Buffalo Mules	67	87	.435	24.0	-	L 2	4- 6	31-46	36-41	27-26	8-11	19-17	16-16	13-19

Defending champion Turin was the only team to return to the playoffs. 100-game winner Cleveland defeated .500 Hyde Park in 5 games in the first round. Turin returned to the World Series, defeating 100-game winning Newton in six games, but lost to new champion Cleveland in a five game final showdown.

	W	L	PCT	GB	Mg #	STRK	Last 10	Home	Away	1 Run	X-Inn	TCBA DON	TCBA STU	TCBA BILL
TCBA Origins 1903 MLB														
Mahley Division														
Long Island Islanders	108	44	.711	-	X	W 2	8- 2	55-22	53-22	27-19	13- 5	39-13	21-11	29- 7
South Starrucca Ainspans	94	59	.614	14.5	-	L 2	5- 5	47-29	47-30	23-16	6- 7	30-23	21-11	22-14
Hyde Park Vitamen	75	78	.490	33.5	-	L 1	4- 6	40-36	35-42	29-21	5- 7	23-30	18-14	14-22
Boston Beaneaters	51	103	.331	58.0	-	W 1	4- 6	23-54	28-49	16-19	5- 6	14-40	13-19	12-24
McCorkindale Division														
Mexicali Mallards	95	59	.617	-	X	W 1	6- 4	52-25	43-34	28-21	7- 5	16-16	38-16	17-15
Cleveland Naps	86	68	.558	9.0	-	L 1	8- 2	42-35	44-33	22-16	6- 1	15-17	28-26	23- 9
Bradenton Buckeyes	73	81	.474	22.0	-	W 1	3- 7	38-39	35-42	18-23	4- 5	15-17	26-28	17-15
Bergen Barflies	56	98	.364	39.0	-	L 1	3- 7	27-50	29-48	16-27	5- 8	9-23	16-38	15-17
Kirwin Division														
Newton Buccs	91	63	.591	-	X	L 4	5- 5	45-32	46-31	20-24	10-10	20-16	18-14	34-20
Mimosa Mirthmakers	81	73	.526	10.0	-	W 4	6- 4	42-35	39-38	22-19	6- 8	19-17	14-18	31-23
Grand Rapids Wolverines	67	87	.435	24.0	-	L 1	4- 6	36-41	31-46	19-19	4- 8	14-22	13-19	23-31
Waukesha Freeman	59	95	.383	32.0	-	W 1	5- 5	31-46	28-49	17-33	10-10	14-22	11-21	20-34
Seitz Division														
Hereford Highlanders	84	70	.545	-	X	W 1	6- 4	46-31	38-39	23-17	4- 5	16-16	20-16	20-12
Turin Mountaineers	82	72	.532	2.0	-	W 4	6- 4	44-33	38-39	21-20	11- 8	20-12	16-20	14-18
Wilderness Wraiths	74	80	.481	10.0	-	L 1	6- 4	42-35	32-45	23-22	7- 5	12-20	20-16	17-15
Buffalo Mules	54	100	.351	30.0	-	L 4	2- 8	27-50	27-50	17-25	4- 9	8-24	13-23	10-22

Newton was our only returning playoff contestant, joined by 108-game winning Long Island, Mexicali and Hereford. The Islanders defeated the Highlanders in six games, and the Mallards defeated the Buccs in six games, winning the final, 1-0, in the 10th inning. Long Island prevailed in the World Series, with a walk-off win in the 13th inning of the sixth game.

	W	L	PCT	GB	Mg #	STRK	Last 10	Home	Away	1 Run	X-Inn	TCBA DON	TCBA STU	TCBA BILL
TCBA Origins														
Mahley Division														
Long Island Islanders	101	53	.656	-	X	W 5	7- 3	55-22	46-31	29-27	11- 6	38-16	16-16	23-13
South Starrucca Ainspans	91	63	.591	10.0	-	L 1	5- 5	47-30	44-33	26-19	6- 9	31-23	14-18	24-12
Boston Beaneaters	74	80	.481	27.0	-	W 1	7- 3	39-38	35-42	22-28	8- 8	20-34	10-22	27- 9
Hyde Park Vitamen	64	90	.416	37.0	-	L 7	1- 9	31-46	33-44	21-26	8-10	19-35	8-24	23-13
McCorkindale Division														
Bradenton Buckeyes	97	57	.630	-	X	L 2	6- 4	42-35	55-22	28-15	10- 6	20-12	28-26	23- 9
Bergen Barflies	91	62	.595	5.5	-	W 1	8- 2	45-31	46-31	22-26	7-10	18-14	30-24	23- 8
Mexicali Mallards	89	64	.582	7.5	-	L 1	3- 7	46-30	43-34	33-30	14- 7	22-10	26-28	19-12
Cleveland Naps	84	70	.545	13.0	-	W 2	3- 7	39-38	45-32	24-23	13-10	20-12	24-30	18-14
Kirwin Division														
Newton Buccs	88	65	.575	-	X	W 1	7- 3	45-32	43-33	24-20	8- 7	18-18	14-17	32-22
Waukesha Freeman	74	80	.481	14.5	-	W 2	5- 5	37-40	37-40	27-21	11- 7	12-24	11-21	29-25
Grand Rapids Wolverines	58	96	.377	30.5	-	L 1	4- 6	31-46	27-50	18-26	6-10	9-27	8-24	26-28
Mimosa Mirthmakers	52	101	.340	36.0	-	L 2	4- 6	26-51	26-50	15-21	5- 7	8-28	10-21	21-33
Seitz Division														
Turin Mountaineers	88	66	.571	-	X	L 2	4- 6	47-30	41-36	28-18	7- 8	19-13	15-21	15-17
Wilderness Wraiths	78	76	.506	10.0	-	W 2	8- 2	47-30	31-46	25-26	8-10	13-19	17-19	17-15
Hereford Highlanders	66	88	.429	22.0	-	W 6	7- 3	30-47	36-41	18-25	7- 9	12-20	15-21	11-21
Buffalo Mules	35	119	.227	53.0	-	L 6	1- 9	15-62	20-57	15-24	4- 9	7-25	7-29	11-21

Defending champion Long Island and Newton returned to the playoffs, joined by Bradenton and Turin. Bradenton avenged their 1902 World Series loss by defeating Turin in 5 games while Long Island triumphed over Newton in 6 games. The Islanders repeated as Champions with six-game win in the World Series.

	W	L	PCT	GB	Mg #	STRK	Last 10	Home	Away	1 Run	X-Inn	TCBA DON	TCBA STU	TCBA BILL
TCBA Origins 1905 MLB														
Mahley Division														
Long Island Islanders	103	51	.669	-	X	L 1	6- 4	49-28	54-23	26-20	7- 5	33-21	21-11	22-10
South Starrucca Ainspans	79	75	.513	24.0	-	W 1	3- 7	42-35	37-40	33-24	11- 6	32-22	19-13	15-17
Hyde Park Vitamen	74	80	.481	29.0	-	W 1	5- 5	40-37	34-43	17-24	4- 6	18-36	18-14	16-16
Boston Beaneaters	72	81	.471	30.5	-	L 1	6- 4	40-37	32-44	29-23	8-10	25-29	17-15	17-14
McCorkindale Division														
Bergen Barflies	93	59	.612	-	X	L 1	7- 3	54-22	39-37	25-23	7- 5	17-15	37-15	21-15
Bradenton Buckeyes	71	83	.461	23.0	-	L 1	5- 5	40-37	31-46	23-34	7- 5	12-20	24-30	19-17
Mexicali Mallards	60	92	.395	33.0	-	L 1	5- 5	33-43	27-49	24-18	4- 8	12-20	24-29	15-21
Cleveland Naps	56	97	.366	37.5	-	W 1	3- 7	29-48	27-49	18-22	7- 6	12-20	21-32	13-23
Kirwin Division														
Waukesha Freeman	93	61	.604	-	X	W 1	3- 7	47-30	46-31	26-21	9- 8	17-15	19-17	35-19
Pittsburgh Rebels	83	71	.539	10.0	-	L 1	7- 3	47-30	36-41	26-37	4-16	16-16	24-12	30-24
Mimosa Mirthmakers	77	76	.503	15.5	-	L 1	7- 3	39-37	38-39	25-22	5- 4	13-18	20-16	28-26
Grand Rapids Wolverines	53	101	.344	40.0	-	W 1	3- 7	28-49	25-52	17-30	9- 8	11-21	13-23	15-39
Seitz Division														
Hereford Highlanders	85	69	.552	-	X	W 3	8- 2	40-37	45-32	26-23	10- 4	21-15	21-11	15-17
Buffalo Mules	84	70	.545	1.0	-	L 2	5- 5	40-37	44-33	17-22	8- 8	19-17	15-17	18-14
Turin Mountaineers	78	75	.510	6.5	-	W 2	6- 4	38-38	40-37	31-18	8- 7	14-22	17-14	16-16
Wilderness Wraiths	67	87	.435	18.0	-	L 2	2- 8	32-45	35-42	21-23	6- 8	15-21	21-11	14-18

Two-time defending champion Long Island was the only returning playoff team. Hereford needed to win a rainout makeup game to qualify and were joined by Bergen and Waukesha. The Islanders eliminated Hereford in five games while Waukesha triumphed over Bergen in six games. Long Island won their third consecutive championship by defeating Waukesha in the World Series. Down 3 games to 1, the Freeman forced a 7th game, only to be shutout by a 4-0 count.

	W	L	PCT	GB	Mg #	STRK	Last 10	Home	Away	1 Run	X-Inn	TCBA DON	TCBA STU	TCBA BILL
TCBA Origins 1906 MLB														
Don Mahley Division														
Long Island Islanders	99	55	.643	-	X	W 5	8- 2	51-26	48-29	32-18	8- 7	35-19	18-14	18-14
Hyde Park Vitamen	96	58	.623	3.0	-	W 2	4- 6	51-26	45-32	34-24	15-11	30-24	21-11	21-11
Boston Beaneaters	95	58	.621	3.5	-	L 2	7- 3	49-28	46-30	26-22	8- 8	33-21	16-16	26- 5
South Starrucca Ainspans	51	103	.331	48.0	-	L 6	1- 9	24-53	27-50	19-29	7- 8	10-44	13-19	16-16
Stu McCorkindale Division														
Cleveland Naps	99	55	.643	-	X	W 2	5- 5	50-27	49-28	30-12	12- 8	22-10	30-24	23-13
Bergen Barflies	97	57	.630	2.0	-	W 2	6- 4	50-27	47-30	27-14	11- 4	16-16	34-20	22-14
Mexicali Mallards	75	79	.487	24.0	-	L 2	6- 4	38-39	37-40	24-25	13-10	12-20	25-29	21-15
Bradenton Buckeyes	58	95	.379	40.5	-	L 2	3- 7	28-49	30-46	15-21	7-10	10-22	19-35	14-21
Bill Kirwin Division														
Mimosa Mirthmakers	93	58	.616	-	X	L 1	3- 7	48-26	45-32	27-21	9- 4	17-14	21-14	36-17
Waukesha Freeman	85	69	.552	9.5	-	W 1	7- 3	49-28	36-41	17-22	5- 6	14-18	23-13	34-20
Grand Rapids Wolverines	46	107	.301	48.0	-	L 1	6- 4	22-55	24-52	12-27	2-10	11-21	9-27	19-34
Pittsburgh Rebels	44	110	.286	50.5	-	W 1	3- 7	24-53	20-57	13-30	3-14	4-28	10-26	18-36
Richard Seitz Division														
Buffalo Mules	89	65	.578	-	X	W 7	8- 2	50-27	39-38	18-20	9- 6	20-16	17-15	24- 8
Hereford Highlanders	87	67	.565	2.0	-	W 5	8- 2	45-32	42-35	20-26	8- 9	15-21	17-15	22-10
Wilderness Wraiths	72	82	.468	17.0	-	L 5	2- 8	35-42	37-40	26-21	11- 9	19-17	6-26	18-14
Turin Mountaineers	43	111	.279	46.0	-	L 7	2- 8	20-57	23-54	14-22	6-10	6-30	7-25	12-20

Three-time defending champion Long Island was the only returning playoff team, joined by Cleveland, Mimosa and Buffalo. The Islanders defeated Mimosa in 5 games. Cleveland won the Lake Erie semi-final by defeating Buffalo in 5 games. Long Island held a 3-games to 2 lead in the World Series, but Cleveland won game six, 4-1 at home, setting up the 7th game, which would go 10 innings before the Naps prevailed, 2-1, breaking the Islander streak of championships.

	W	L	PCT	GB	Mg #	STRK	Last 10	Home	Away	1 Run	X-Inn	TCBA DON	TCBA STU	TCBA BILL	TCBA RICH
TCBA Origins 1907 MLB															
Don Mahley Division															
Long Island Islanders	92	62	.597	-	X	L 1	5- 5	47-30	45-32	25-27	11- 6	33-21	23-13	17-15	19-13
Hyde Park Vitamen	82	72	.532	10.0	-	W 1	3- 7	36-41	46-31	29-19	7- 7	30-24	17-19	13-19	22-10
Western Marvels	59	95	.383	33.0	-	W 4	6- 4	27-50	32-45	23-28	8- 9	21-33	17-19	10-22	11-21
South Starrucca Ainspans	58	96	.377	34.0	-	L 4	6- 4	25-52	33-44	24-21	10- 5	24-30	11-25	12-20	11-21
Stu McCorkindale Division															
Cleveland Naps	90	63	.588	-	X	L 1	9- 1	41-35	49-28	27-21	8- 8	20-16	39-14	12-20	19-13
Bradenton Buckeyes	88	66	.571	2.5	-	W 4	4- 6	37-40	51-26	22-20	12- 9	21-15	29-25	21-11	17-15
Bergen Barflies	79	74	.516	11.0	-	L 4	4- 6	43-34	36-40	24-22	8- 9	17-19	23-30	16-16	23- 9
Mexicali Mallards	64	90	.416	26.5	-	W 1	3- 7	33-44	31-46	25-27	13-15	18-18	16-38	12-20	18-14
Bill Kirwin Division															
Mimosa Mirthmakers	97	57	.630	-	X	W 6	7- 3	50-27	47-30	26-25	9- 8	23- 9	19-13	32-22	23-13
Waukesha Freeman	96	58	.623	1.0	-	W 4	7- 3	52-25	44-33	23-19	7- 5	23- 9	19-13	30-24	24-12
Grand Rapids Wolverines	94	60	.610	3.0	-	L 4	4- 6	49-28	45-32	25-18	6- 3	18-14	21-11	31-23	24-12
Pittsburgh Rebels	50	104	.325	47.0	-	L 5	2- 8	23-54	27-50	18-25	6-15	12-20	8-24	15-39	15-21
Richard Seitz Division															
Buffalo Mules	83	71	.539	-	X	W 5	8- 2	42-35	41-36	25-19	7- 9	19-13	15-17	14-22	35-19
Hereford Highlanders	81	73	.526	2.0	-	W 3	6- 4	47-30	34-43	23-20	6- 3	17-15	17-15	18-18	29-25
Turin Mountaineers	78	76	.506	5.0	-	L 3	6- 4	43-34	35-42	26-29	8- 4	15-17	13-19	18-18	32-22
London Tecumsehs	40	114	.260	43.0	-	L 10	0-10	23-54	17-60	18-43	1-12	14-18	6-26	8-28	12-42

All four Division champs returned from last year, but it was Long Island that prevailed, winning their FOURTH championship.

	W	L	PCT	GB	Mg #	STRK	Last 10	Home	Away	1 Run	X-Inn	TCBA DON	TCBA STU	TCBA BILL	TCBA RICH
TCBA Origins 1908 MLB															
Don Mahley Division															
South Starrucca Ainspans	98	56	.636	-	X	L 2	5-5	54-23	44-33	38-24	12-11	36-18	21-11	17-15	24-12
Cleveland Spiders	85	69	.552	13.0	-	W 2	6-4	52-25	33-44	40-20	17-8	35-19	16-16	17-15	17-19
Hyde Park Vitamen	49	105	.318	49.0	-	L 2	6-4	24-53	25-52	19-29	6-7	21-33	6-26	7-25	15-21
Long Island Islanders	37	117	.240	61.0	-	W 2	3-7	20-57	17-60	11-29	5-9	16-38	9-23	3-29	9-27
Stu McCorkindale Division															
Bergen Barflies	88	66	.571	-	X	W 1	6-4	48-29	40-37	33-24	14-6	25-7	27-27	17-19	19-13
Cleveland Naps	87	67	.565	1.0	-	L 2	6-4	43-34	44-33	24-24	7-8	16-16	34-20	17-19	20-12
Bradenton Buckeyes	83	71	.539	5.0	-	W 2	4-6	45-32	38-39	30-31	7-15	18-14	27-27	18-18	20-12
Mexicali Mallards	69	85	.448	19.0	-	L 1	4-6	34-43	35-42	27-28	6-4	17-15	20-34	14-22	18-14
Bill Kirwin Division															
Mimosa Mirthmakers	96	58	.623	-	X	W 1	5-5	53-24	43-34	33-25	5-7	25-7	20-16	30-24	21-11
Grand Rapids Wolverines	92	62	.597	4.0	-	W 2	6-4	50-27	42-35	31-26	11-8	20-12	19-17	29-25	24-8
Waukesha Freeman	85	69	.552	11.0	-	L 1	5-5	50-27	35-42	22-23	10-10	18-14	19-17	30-24	18-14
Pittsburgh Rebels	79	75	.513	17.0	-	L 2	4-6	40-37	39-38	27-28	6-10	21-11	20-16	19-35	19-13
Richard Seitz Division															
Buffalo Mules	86	68	.558	-	X	W 1	5-5	45-32	41-36	34-30	10-10	25-11	17-15	11-21	33-21
Turin Mountaineers	79	75	.513	7.0	-	L 1	5-5	42-35	37-40	23-36	12-12	22-14	15-17	14-18	28-26
London Tecumsehs	66	88	.429	20.0	-	L 1	4-6	33-44	33-44	31-30	13-7	16-20	12-20	13-19	25-29
Hereford Highlanders	53	101	.344	33.0	-	W 1	6-4	26-51	27-50	16-32	5-14	16-20	7-25	8-24	22-32

Mimosa and Buffalo repeated as Division Champions and used that experience to advance to the World Series. The Mules defeated South Starrucca in 5 games while the Mirthmakers swept Bergen in 4 straight.


11

9

11

10

8






UNFILLED



**TCBA GOLD
1921-1943**

The Roaring

TWENTIES





1921 – Long Island Islanders
1922 – Bergen Barflies
1923 – Siouxland Explorers
1924 – Bergen Barflies
1925 – Mimosa Mirthmakers
1926 – Fortney Gators
1927 – Bergen Barflies
1928 – Bergen Barflies
1929 – Long Island Islanders

MARSHALL ISLANDS

1930 ▶ DECADE OF THE GREAT DEPRESSION • 1939

THE 20TH CENTURY

60



ECONOMIC DEPRESSION ENGLUFS THE WORLD

1930s



1930 – Kilkenny Gaelics

1931 – Long Island Islanders

1932 – South Starrucca Ainspans

1933 – Portsmouth Pubdwellers

1934 – Hyde Park VitaMen

1935 – Mimosa Mirthmakers

1936 – Fortney Gators

1937 - South Starrucca Ainspans

1938 – Kilkenny Gaelics

1939 – South Starrucca Ainspans

1040s

An aerial, black and white photograph of a baseball field during a game. The field is diamond-shaped with a pitcher's mound in the center. Several players are visible on the field, including one in the center of the diamond and others near the bases. The outfield is visible with some players positioned there. In the background, the stadium seating is filled with spectators. There are several large signs or advertisements on the outfield fence, though they are difficult to read. The overall scene captures a moment during a baseball game from the early 1940s.

1940 – Chesapeake Regnads
1941 – Bergen Barflies
1942 – Sacramento Solons
1943 – South Starrucca Ainspans




1944-1974
TCBA
YESTERDAY

“The best thing about baseball today is its yesterdays.” Lawrence Ritter


1940s





1944 – Long Island Islanders
1945 – Mexicali Mallards
1946 – Sacramento Solons
1947 – Mimosa Mirthmakers
1948 – Bradenton Buckeyes
1949 – Bradenton Buckeyes

THE FABULOUS FIFTIES





1950 – South Starrucca Ainspans

1951 – Mimosa Mirthmakers

1952 – Fortney Gators

1953 – Fortney Gators

1954 – South Starrucca Ainspans

1955 – Norfolk Pilots

1956 – Hyde Park VitaMen

1957 – Hyde Park VitaMen

1958 – Hyde Park VitaMen

1959 – Bradenton Buckeyes





- 1960 – Bradenton Buckeyes**
- 1961 – Wilderness Wraiths**
- 1962 – South Starrucca Ainspans**
- 1963 – South Starrucca Ainspans**
- 1964 – Mimosa Mirthmakers**
- 1965 – Bergen Barflies**
- 1966 – South Starrucca Ainspans**
- 1967 – South Starrucca Ainspans**
- 1968 – Long Island Islanders**
- 1969 – Cleveland Spiders**

ZOO

The image features the word "ZOO" in a large, bold, white, sans-serif font. Each letter is outlined with a thick black border. The background is a vibrant, abstract pattern of overlapping shapes in shades of orange, yellow, and teal. The overall style is graphic and modern.

An aerial photograph of a baseball stadium, showing the green field, brown dirt base paths, and the surrounding seating areas. The stadium is filled with spectators. In the background, there are several tall stadium lights. Overlaid on the center of the field is a list of teams and their years.

1970 – Fortney Gators
1971 – Newmarket Eh's
1972 – Hyde Park VitaMen
1973 – Long Island Islanders
1974 – Norfolk Pilots

TCBA



1975 - 2020





1975 – Harbor Beach Combers
1976 – Hyde Park Vitamen
1977 – Shiloh Spurs
1978 – Greylock Gators
1979 – Rockford Patriots

TIME

8

0

S



1980 – Norfolk Pilots **1985 – Long Island Islanders**
1981 – Winnebago Indians **1986 – Meadowlands Spartans**
1982 – Winnebago Indians **1987 – Long Island Islanders**
1983 – Long Island Islanders **1988 – Scranton Spanish Flies**
1984 – Mimosa Mirthmakers **1989 – Beacon Braves**

1990s



1990 – Scranton Spanish Flies

1991 – Scranton Spanish Flies

1992 – Bethesda Bambinos

1993 – Scranton Spanish Flies

1994 – Scranton Spanish Flies


1995 – Horseshoe Bay Polos

1996 – Bethesda Bambinos

1997 – Rapidan Rapids

1998 – Newark Eagles

1999 – Newark Eagles



20000's



2000 – Long Island Islanders	2005 – Pennsylvania Keystones
2001 – Farmington Rats	2006 – Farmington Rats
2002 – Scranton Spanish Flies	2007 – Long Island Islanders
2003 – Horseshoe Bay Polos	2008 – Horseshoe Bay Polos
2004 – Newark Eagles	2009 – Silver Spring Senators



the
2010s

DECADE IN REVIEW



2010 – Scranton Spanish Flies **2015- Scranton Spanish Flies**
2011 – Fargo Fungoes **2016 – Rochester Cheetahs**
2012 – Bethesda Bambinos **2017 – Beacon Braves**
2013 – Bethesda Bambinos **2018 – Bethesda Bambinos**
2014 – Newark Eagles **2019 – Long Island Islanders**

THE

2020

S

2020-Newark Eagles
2021-Eastport Athletics



MEET THE


MANAGERS

MAHLEY DIVISION

a tribute to

DON MAHLEY

June 16, 1942 - March 1, 2014






Bob Braun
Hyde Park
Vitamen

Marty
Fiehl
South
Starrucca
Ainspans



Jim McEnaney, Long Island Islanders





Craig Shifflett, Cleveland Spiders



LJ Honeycutt, Western Marvels



**McCORKINDALE
DIVISION**

**Bradenton Buckeyes
Bob Wood**



**Cleveland Naps
Gerry Hobbs**





Mexicali Mallards
Al Keefer




Bergen Barflies
Tom Meade

THE
Legend
HAS RETIRED

KIRWIN DIVISION



Larry Smith, Mimosa Mirthmakers



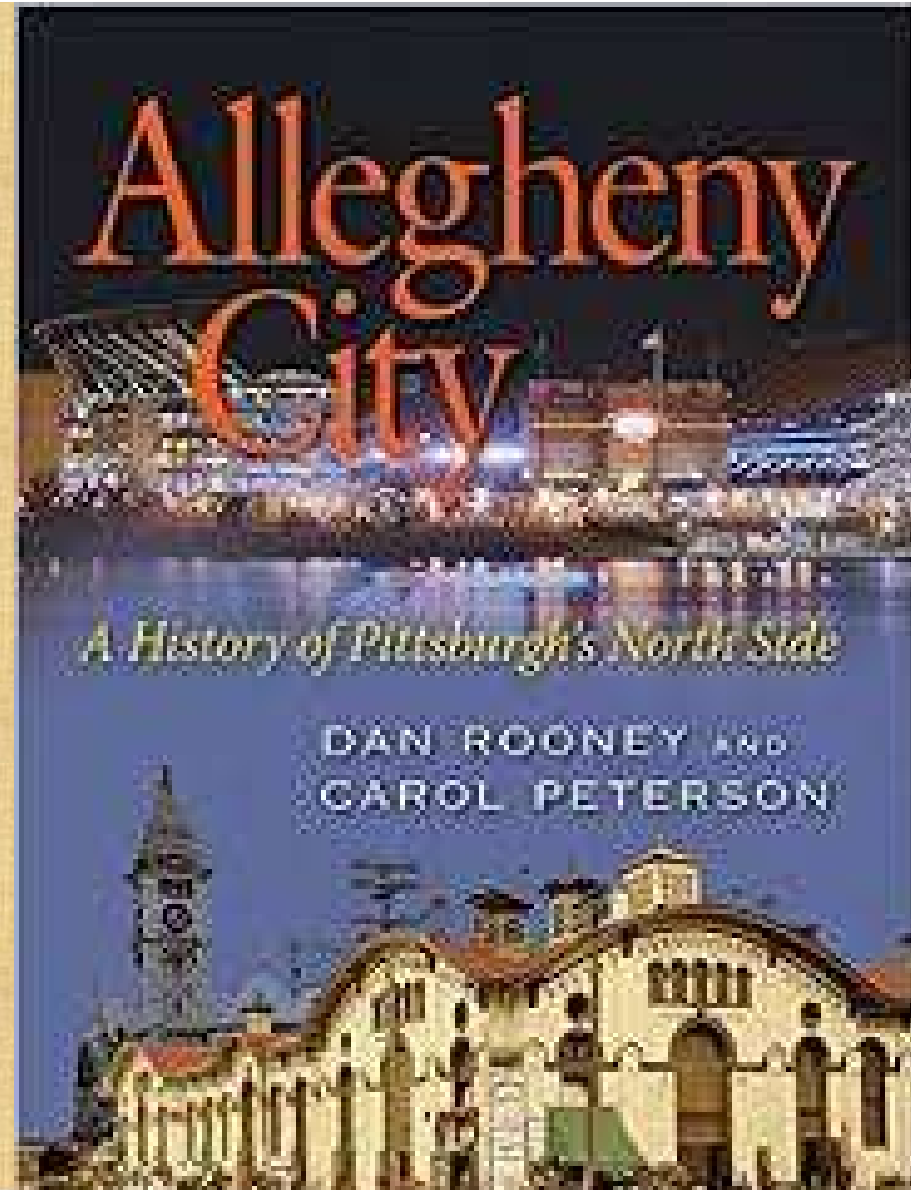


Ken Sajdak
Waukesha Freeman

Jeff Sajdak
Siouxland Explorers



Joe Elinich
Pittsburgh
Alleghenies





**SEITZ
DIVISION**




Steve Lyon
Hereford Highlanders



Ed Hebscher
London Tecumsehs



**Krakow Kayakers
J.R. Richardson**



**Aaron Anderson
Buffalo Mules**



The End