

ORIGINS

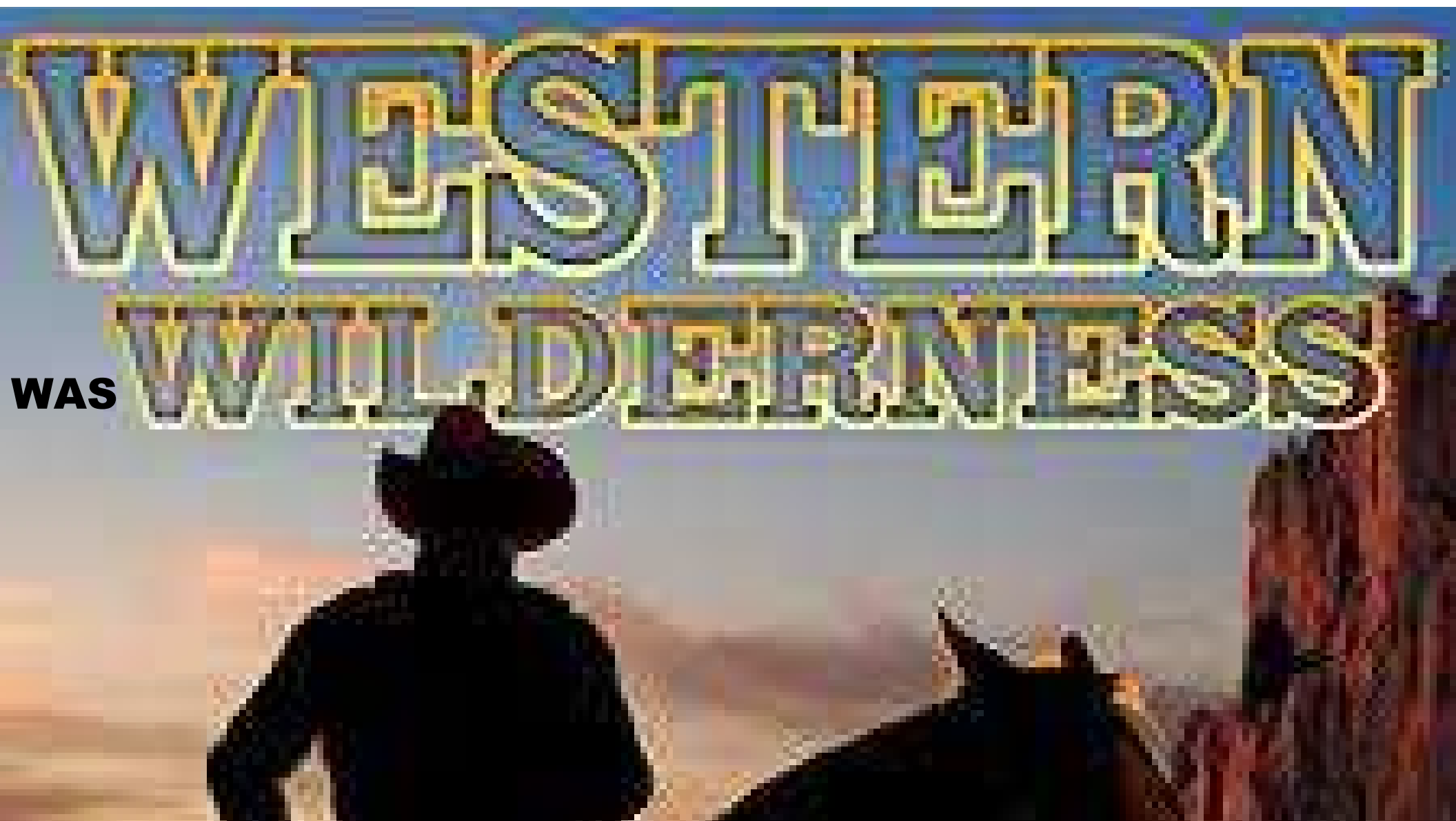
1908

Precursor of TCBA Today



**FRANCHISE
MOVES**





WAS

LONDON

★ ★ ★ ★ ★ **WAS** ★ ★ ★ ★ ★

BOSTON






ORIGINS 1908

feeble



U-TCB907...ep. 23, 1906

FEEBLE FOUR

	W	L	PCT	GB
TCBA Origins 1906 MLB				
Don Mahley Division				
Long Island Islanders	99	55	.643	-
Hyde Park Vitamen	96	58	.623	3.0
Boston Beaneaters	95	58	.621	3.5
South Starrucca Ainspan 	51	103	.331	48.0
Stu McCorkindale Division				
Cleveland Naps	99	55	.643	-
Bergen Barflies	97	57	.630	2.0
Mexicali Mallards	75	79	.487	24.0
Bradenton Buckeyes	58	95	.379	40.5
Bill Kirwin Division				
Mimosa Mirthmakers	93	58	.616	-
Waukesha Freeman 	85	69	.552	9.5
Grand Rapids Wolverines 	46	107	.301	48.0
Pittsburgh Rebels 	44	110	.286	50.5
Richard Seitz Division				
Buffalo Mules	89	65	.578	-
Hereford Highlanders	87	67	.565	2.0
Wilderness Wraiths 	72	82	.468	17.0
Turin Mountaineers	43	111	.279	46.0





O
R
I
G
I
N
S

DRAFT

FEEBLE FOUR

- 1-TURIN MOUNTAINEERS
- 2-PITTSBURGH REBELS
- 3-SOUTH STARRUCCA AINSPANS
- 4-GRAND RAPIDS WOLVERINES

1908


- ### THE OTHERS
- 5-BRADENTON
 - 6-LONDON
 - 7-MEXICALI
 - 8-WAUKESHA
 - 9-HEREFORD
 - 10-BUFFALO
 - 11-MIMOSA
 - 12-WESTERN
 - 13-HYDE PARK
 - 14-BERGEN
 - 15-CLEVELAND
 - 16-LONG ISLAND



JOHNSON, WASHINGTON



SPEAKER, BOSTON AMER.



DOYLE, N. Y. NAT'L



KONETCHY, ST. LOUIS NAT'L



FEEBLE FOUR
1-TU-WALTER JOHNSON
2-PR-TRIS SPEAKER
3-SO-LARRY DOYLE
4-GW-ED KONETCHY



OTHER FIRST ROUNDERS

5-BR-Heinie Zimmerman

6-LT-Nap Rucker

7-ME-Clyde Milan

8-WA-Mike Mitchell

9-HH-Dode Paskert

10-BU-Fred Merkle

11-MI-George McQuillan

12-WM-Nick Maddox

13-HP-Bris Lord


14-BE-George Bell

15-CL-Harry Coveleski

16-LI-Bill Sweeney



ZIMMERMANN, CHICAGO NAT'L



RUCKER, BROOKLYN




MILAN, WASHINGTON




MITCHELL, CINCINNATI



PASKERT, CINCINNATI



MERKLE, N. Y. NAT'L



MCQUILLAN, PHILA. NAT'L



MADDOX, PITTSBURG



LORD, BOSTON AMER.



BELL, BROOKLYN



DOVALESKI, PHILA. NAT'L




SWEENEY, BOSTON NAT'L

Meet our Teams







PEOPLE LOVE LONDON



🇨🇦 LONDON ONTARIO CANADA 🇨🇦

London Tecumseh's Draft Picks




- 1-Nap Rucker 2-Bill Bailey 3-Bill Hogg 4-Rabbit Nill
5-Bill McKechnie 6-Lee Quillen 7-Frank Oberlin
8-George Whiteman XFA-Herm Malloy, Mike O'Neil




BASEBALL CHAMPIONS 1877

London Tecumsehs Opening Day Starting Lineup 1908

- 1-Harry Niles, 2B
- 2-Ed Habscher, 1B
- 3-Danny Hoffman, CF
- 4-George Gibson, C
- 5-Rabbit Nill, LF
- 6-Mickey Doolan, SS
- 7-Newt Randall, RF
- 8-Bill Shipke, 3B
- 9-Stony McGlynn, P



It was a long initial season in London, as the Tecumsehs won only 40 games, but there were some bright spots. Player-Manager Ed Hebscher clobbered ten (10) homers and the pitching trio of Frank Smith, Nap Rucker and Stoney McGlynn combined for 65% of those victories while logging 800 innings (less one out: 799.2 innings).





27 Players	Tm	Lg	AVG	G	AB	R	H	2B	3B	HR	TB	RBI	SO	BB	ASB	SB	CS	SBP	GDP
SENTELL, P.	LT	TCBA	.400	3	5	0	2	0	0	0	2	2	1	2	0	0	0	-	0
NILES, H.	LT	TCBA	.288	125	510	57	147	7	7	1	171	40	53	33	23	16	7	69.6	5
PERRINE, N.	LT	TCBA	.263	29	57	11	15	1	0	0	16	3	4	6	9	7	2	77.8	0
HOWARD, D.	LT	TCBA	.254	91	315	22	80	8	4	0	96	26	30	25	15	12	3	80.0	4
HOFFMAN, D.	LT	TCBA	.247	138	546	48	135	14	1	0	151	29	60	38	46	32	14	69.6	6
DOOLAN, M.	LT	TCBA	.235	154	565	46	133	20	7	0	167	35	86	30	22	18	4	81.8	11
RANDALL, N.	LT	TCBA	.210	83	229	26	48	6	5	0	64	16	28	22	7	5	2	71.4	7
Habscher, E.	LT	TCBA	.205	154	589	37	121	24	5	10	185	53	119	36	0	0	0	-	20
HOGG, B.	LT	TCBA	.205	29	39	8	8	4	0	1	15	4	6	6	0	0	0	-	0
KEELER, W.	LT	TCBA	.205	127	454	25	93	5	1	0	100	24	68	22	13	9	4	69.2	5
GIBSON, G.	LT	TCBA	.201	147	566	39	114	18	8	1	151	54	82	38	2	2	0	100.0	7
MCGLYNN, S.	LT	TCBA	.198	36	81	5	16	2	0	0	18	10	12	8	0	0	0	-	1
NILL, R.	LT	TCBA	.197	87	254	26	50	9	2	0	63	12	32	17	3	2	1	66.7	4
HARDY, J.	LT	TCBA	.183	37	104	0	19	0	0	0	19	5	11	0	0	0	0	-	1
SMITH, F.	LT	TCBA	.179	40	95	9	17	1	0	0	18	6	12	14	0	0	0	-	4
SHIPKE, B.	LT	TCBA	.177	103	322	32	57	6	6	0	75	26	43	29	5	3	2	60.0	6
JENNINGS, H.	LT	TCBA	.167	3	6	0	1	1	0	0	2	1	0	0	0	0	0	-	0
QUILLEN, L.	LT	TCBA	.158	35	95	9	15	1	0	0	16	3	14	3	7	5	2	71.4	1
WAKEFIELD, H.	LT	TCBA	.154	16	26	0	4	0	0	0	4	4	2	3	0	0	0	-	1
SHANNON, O.	LT	TCBA	.143	14	35	0	5	0	0	0	5	2	7	0	0	0	0	-	0
BAILEY, B.	LT	TCBA	.136	10	22	3	3	0	0	0	3	0	5	0	0	0	0	-	0
WHITEMAN, G.	LT	TCBA	.125	11	32	3	4	0	0	0	4	3	7	0	0	0	0	-	1
RUCKER, N.	LT	TCBA	.114	33	88	7	10	3	2	0	17	4	15	1	0	0	0	-	2
MCGINNITY, J.	LT	TCBA	.093	31	54	3	5	0	0	0	5	2	14	2	0	0	0	-	2
OBERLIN, F.	LT	TCBA	.091	16	11	0	1	0	0	0	1	0	3	0	0	0	0	-	1
MCKECHNIE, B.	LT	TCBA	.071	16	42	1	3	0	0	0	3	0	4	1	0	0	0	-	3
LINDAMAN, V.	LT	TCBA	.032	25	31	0	1	0	0	0	1	0	4	4	0	0	0	-	1
London Tecumsehs			.214	1593	5173	417	1107	130	48	13	1372	364	722	340	152	111	41	73.0	93



27 Players	Tm	Lg	AVG	OBP	SLG	OPS	ISO	SECA	TA	RCON	RC	RC/G	PA	IBB	HBP	SH	SF
SENTELL, P.	LT	TCBA	.400	.571	.400	.971	.000	.400	1.333	.8	1.4	13.0	7	0	0	0	0
NILES, H.	LT	TCBA	.288	.333	.335	.668	.047	.129	.592	-3.7	59.0	4.2	551	1	2	4	2
PERRINE, N.	LT	TCBA	.263	.373	.281	.654	.018	.211	.750	.9	7.7	4.6	68	0	4	1	0
HOWARD, D.	LT	TCBA	.254	.328	.305	.632	.051	.159	.591	-3.6	34.8	3.7	359	1	10	8	1
HOFFMAN, D.	LT	TCBA	.247	.322	.277	.599	.029	.132	.566	-14.0	53.3	3.3	611	2	23	3	1
DOOLAN, M.	LT	TCBA	.235	.275	.296	.571	.060	.138	.485	-22.5	47.1	2.8	610	0	2	11	2
RANDALL, N.	LT	TCBA	.210	.304	.279	.584	.070	.179	.532	-7.5	20.6	2.9	266	1	10	3	2
Hebscher, E.	LT	TCBA	.205	.250	.314	.564	.109	.170	.455	-28.8	43.2	2.3	636	2	1	4	6
HOGG, B.	LT	TCBA	.205	.311	.385	.696	.179	.333	.677	.2	5.3	4.1	49	0	0	4	0
KEELER, W.	LT	TCBA	.205	.243	.220	.464	.015	.075	.359	-37.0	26.4	1.8	505	4	2	23	3
GIBSON, G.	LT	TCBA	.201	.260	.267	.527	.065	.136	.431	-33.6	41.4	2.4	621	0	7	9	1
MCGLYNN, S.	LT	TCBA	.198	.270	.222	.492	.025	.123	.394	-5.6	5.3	2.1	91	0	0	2	0
NILL, R.	LT	TCBA	.197	.254	.248	.502	.051	.122	.407	-17.2	17.0	2.1	283	0	3	7	2
HARDY, J.	LT	TCBA	.183	.183	.183	.365	.000	.000	.221	-12.5	3.3	1.0	104	0	0	0	0
SMITH, F.	LT	TCBA	.179	.307	.189	.496	.011	.158	.439	-5.4	6.6	2.1	118	0	4	4	1
SHIPKE, B.	LT	TCBA	.177	.251	.233	.484	.056	.149	.403	-24.4	20.0	1.9	363	0	3	8	1
JENNINGS, H.	LT	TCBA	.167	.167	.333	.500	.167	.167	.400	-.5	.3	1.8	6	0	0	0	0
QUILLEN, L.	LT	TCBA	.158	.252	.168	.421	.011	.074	.398	-8.5	5.1	1.6	111	0	9	4	0
WAKEFIELD, H.	LT	TCBA	.154	.233	.154	.387	.000	.115	.304	-2.7	1.1	1.2	30	0	0	0	1
SHANNON, O.	LT	TCBA	.143	.143	.143	.286	.000	.000	.167	-5.2	.7	.6	35	0	0	0	0
BAILEY, B.	LT	TCBA	.136	.136	.136	.273	.000	.000	.158	-3.4	.5	.6	23	0	0	1	0
WHITEMAN, G.	LT	TCBA	.125	.147	.125	.272	.000	.000	.172	-4.8	.6	.5	34	0	1	0	1
RUCKER, N.	LT	TCBA	.114	.133	.193	.327	.080	.091	.237	-12.1	2.1	.7	94	0	1	4	0
MCGINNITY, J.	LT	TCBA	.093	.183	.093	.276	.000	.037	.216	-8.0	1.3	.6	66	0	4	6	0
OBERLIN, F.	LT	TCBA	.091	.167	.091	.258	.000	.000	.182	-1.7	.1	.3	12	0	1	0	0
MCKECHNIE, B.	LT	TCBA	.071	.093	.071	.164	.000	.024	.095	-8.0	.1	.0	43	0	0	0	0
LINDAMAN, V.	LT	TCBA	.032	.143	.032	.175	.000	.129	.161	-5.7	.2	.2	35	0	0	0	0
London Tecumsehs			.214	.273	.265	.538	.051	.130	.455	-274.4	392.3	2.4	5731	11	87	106	24



10 Pitchers	Tm	Lg	W	L	PCT	SV	ERA	G	GS	CG	SHO	QS	IP	H	R	ER	HR	SO	BB
Hebscher, E.	LT	TCBA	0	0	-	0	1.29	5	0	0	0	0	7.0	8	4	1	0	2	3
BAILEY, B.	LT	TCBA	3	5	.375	0	1.98	10	7	5	2	6	63.2	48	17	14	0	20	17
MCGINNITY, J.	LT	TCBA	6	18	.250	2	2.63	31	23	16	1	12	195.0	188	92	57	2	104	60
SMITH, F.	LT	TCBA	9	22	.290	1	2.84	40	33	24	0	15	294.1	238	122	93	1	146	141
RUCKER, N.	LT	TCBA	8	22	.267	0	3.10	33	31	23	5	20	255.1	241	115	88	2	128	70
MCGLYNN, S.	LT	TCBA	9	21	.300	0	4.14	36	30	17	4	10	250.0	268	145	115	1	90	82
OBERLIN, F.	LT	TCBA	0	0	-	0	4.71	16	0	0	0	0	42.0	66	35	22	2	20	25
LINDAMAN, V.	LT	TCBA	1	10	.091	0	4.86	25	10	3	0	6	111.0	128	87	60	5	41	60
HOGG, B.	LT	TCBA	4	16	.200	1	5.31	29	20	5	1	6	142.1	170	100	84	1	58	71
KEELER, W.	LT	TCBA	0	0	-	0	12.27	2	0	0	0	0	3.2	6	5	5	0	2	1
London Tecumsehs			40	114	.260	4	3.56	227	154	93	13	75	1364.1	1361	722	539	14	611	530

10 Pitchers	Tm	Lg	SUP/9	R/9	ERA	BF/9	BR/9	H/9	BB/9	SO/9	HR/9	ERPT	OBA	BF	BR	IBB	HB	WP	BK
Hebscher, E.	LT	TCBA	.0	5.14	1.29	41.1	14.1	10.3	3.9	2.6	.00	1.3	.276	32	11	0	0	0	0
BAILEY, B.	LT	TCBA	2.5	2.40	1.98	35.8	9.0	6.8	2.1	2.8	.00	6.5	.211	253	64	2	1	0	0
MCGINNITY, J.	LT	TCBA	2.5	4.25	2.63	38.8	11.6	8.7	2.6	4.8	.09	5.7	.253	840	252	3	7	1	0
SMITH, F.	LT	TCBA	2.6	3.73	2.84	38.4	11.7	7.3	4.3	4.5	.03	1.6	.224	1255	384	2	7	11	0
RUCKER, N.	LT	TCBA	2.5	4.05	3.10	37.9	11.3	8.5	2.4	4.5	.07	-5.9	.252	1075	321	2	12	4	0
MCGLYNN, S.	LT	TCBA	3.2	5.22	4.14	39.6	12.7	9.6	2.8	3.2	.04	-34.6	.271	1099	352	5	7	7	0
OBERLIN, F.	LT	TCBA	.0	7.50	4.71	46.1	19.9	14.1	5.4	4.3	.43	-8.5	.365	215	93	0	2	2	0
LINDAMAN, V.	LT	TCBA	1.5	7.05	4.86	42.9	15.4	10.4	4.6	3.3	.41	-24.3	.284	529	190	3	5	1	0
HOGG, B.	LT	TCBA	2.9	6.32	5.31	42.9	15.7	10.7	4.4	3.7	.06	-38.2	.294	678	249	2	10	3	0
KEELER, W.	LT	TCBA	.0	12.27	12.27	46.6	19.6	14.7	2.5	4.9	.00	-3.8	.353	19	8	0	1	0	0
London Tecumsehs			2.5	4.76	3.56	39.5	12.7	9.0	3.4	4.0	.09	-100.3	.260	5995	1924	19	52	29	0



Welcome To
Bergen County







BARFLIES

1-George Bell 2-Fred Jacklitsch 3-Lefty Davis 4-Harry Curtis 5-Cotton Minahan
6-Frank Leary 7-Forrest Crawford 8-John McCloskey XFA-John Butler, John Baxter,
Patsy Donovan, Jimmy McAleer, Ed McLane, Ham Wade, Tom Asmussen, Bob Brush



**Bergen Barflies
Draft Picks**

Bergen County, New Jersey



- 1-Otis Clymer, CF
- 2-Socks Seybold, RF
- 3-George Stone, LF
- 4-Dave Brain, 3B
- 5-Dave Altizer, SS
- 6-Lefty Meade, 2B
- 7-Jim Nealon, 1B
- 8-Lefty Davis, C
- 9-Harry Howell, P

**Bergen Barflies 1908
Opening Day Lineup**



The Barflies finished 5 games over .500 and had a fun season. Player-Manager Lefty Meade mashed ten (10) homers. Socks Seybold (.329) and George Stone (.329) led the offense, driving in 201 runs and scoring 164 times. The pitching trio of Harry Howell, Three-Finger Brown and Jack Chesbro combined for 51 wins, 405 k's and 809 innings.



STONE, ST. LOUIS-AMER.




Seybold, Phila. Amer.



HOWELL, ST. LOUIS AMER.



M. BROWN, CHICAGO NAT'L



CHESBRO, N. Y. AMER.

31 Players	Tm	Lg	AVG	G	AB	R	H	2B	3B	HR	TB	RBI	SO	BB	ASB	SB	CS	SBP	GDP
CAMPBELL, B.	BE	TCBA	1.000	13	1	0	1	0	0	0	1	0	0	0	0	0	0	-	0
BRAIN, D.	MI	TCBA	.346	20	81	10	28	6	2	2	44	12	3	4	6	6	0	100.0	1
SEYBOLD, S.	BE	TCBA	.329	145	577	77	190	31	7	4	247	99	44	38	24	14	10	58.3	12
STONE, G.	BE	TCBA	.325	153	604	87	196	12	9	4	238	102	63	66	44	36	8	81.8	10
ALTIZER, D.	BE	TCBA	.279	138	552	95	154	15	5	1	182	54	57	40	56	41	15	73.2	2
CLYMER, O.	BE	TCBA	.269	87	279	46	75	8	2	2	93	28	34	26	28	27	1	96.4	3
COUGHLIN, B.	BE	TCBA	.264	89	265	23	70	4	0	0	74	26	35	12	7	5	2	71.4	4
DONOVAN, P.	BE	TCBA	.261	14	23	1	6	0	0	0	6	0	2	1	0	0	0	-	0
NEALON, J.	BE	TCBA	.253	115	392	43	99	15	7	0	128	40	42	24	15	13	2	86.7	5
CHESBRO, J.	BE	TCBA	.250	30	80	14	20	1	1	0	23	9	12	1	0	0	0	-	2
HICKMAN, C.	BE	TCBA	.247	86	247	38	61	15	5	0	86	23	21	28	5	3	2	60.0	8
JACKLITSCH, F.	BE	TCBA	.245	130	416	60	102	14	0	0	116	43	63	51	22	11	11	50.0	7
DAVIS, L.	BE	TCBA	.237	126	393	46	93	9	3	1	111	37	66	43	13	12	1	92.3	5
CRIGER, L.	BE	TCBA	.225	48	40	3	9	3	0	0	12	4	4	6	0	0	0	-	1
Meade, L.	BE	TCBA	.225	143	569	44	128	18	5	10	186	73	103	28	2	1	1	50.0	13
CURTIS, H.	BE	TCBA	.210	97	243	41	51	0	0	0	51	10	35	70	17	13	4	76.5	2
WHITING, J.	BE	TCBA	.200	25	5	0	1	0	0	0	1	2	0	0	0	0	0	-	0
CRAWFORD, F.	BE	TCBA	.189	41	95	5	18	0	0	0	18	4	15	6	0	0	0	-	1
HOWELL, H.	BE	TCBA	.177	44	113	9	20	4	0	0	24	12	16	11	0	0	0	-	2
MCLANE, E.	BE	TCBA	.163	23	49	3	8	0	0	0	8	4	6	1	0	0	0	-	0
BROWN, T.	BE	TCBA	.153	34	85	3	13	0	0	1	16	7	14	5	0	0	0	-	0
BELL, G.	BE	TCBA	.140	31	57	4	8	0	0	0	8	3	8	4	0	0	0	-	2
WADE, H.	BE	TCBA	.125	2	8	1	1	0	0	0	1	0	2	0	0	0	0	-	0
WILTSE, H.	BE	TCBA	.081	31	62	7	5	1	1	0	8	4	13	8	2	2	0	100.0	0
BARTLEY, B.	BE	TCBA	.000	27	12	1	0	0	0	0	0	0	0	1	0	0	0	-	0
MCALEER, J.	BE	TCBA	.000	7	7	0	0	0	0	0	0	0	2	0	0	0	0	-	0
BUTLER, J.	BE	TCBA	.000	4	4	0	0	0	0	0	0	0	1	1	0	0	0	-	1
MCCLOSKEY, J.	BE	TCBA	.000	28	4	0	0	0	0	0	0	0	1	0	0	0	0	-	1
MINAHAN, C.	BE	TCBA	.000	2	4	0	0	0	0	0	0	0	0	0	0	0	0	-	0
BAXTER, J.	BE	TCBA	.000	2	1	0	0	0	0	0	0	0	1	0	0	0	0	-	0
LEARY, F.	BE	TCBA	-	15	0	0	0	0	0	0	0	0	0	0	0	0	0	-	0
Bergen Barflies			.258	1750	5268	661	1357	156	47	25	1682	596	663	475	241	184	57	76.3	82


31 Players	Tm	Lg	AVG	OBP	SLG	OPS	ISO	SECA	TA	RCON	RC	RC/G	PA	IBB	HBP	SH	SF
CAMPBELL, B.	BE	TCBA	1.000	1.000	1.000	2.000	.000	.000	-	.5	1.0	-	1	0	0	0	0
BRAIN, D.	MI	TCBA	.346	.384	.543	.927	.198	.321	1.019	8.1	18.0	9.0	86	0	1	0	0
SEYBOLD, S.	BE	TCBA	.329	.370	.428	.798	.099	.172	.746	21.6	90.9	5.7	642	5	6	10	11
STONE, G.	BE	TCBA	.325	.390	.394	.784	.070	.225	.808	30.1	101.3	6.2	688	4	4	6	8
ALTIZER, D.	BE	TCBA	.279	.335	.330	.665	.051	.170	.653	-.7	66.8	4.3	608	2	8	5	3
CLYMER, O.	BE	TCBA	.269	.346	.333	.679	.065	.251	.740	7.9	39.1	4.9	320	1	8	4	2
COUGHLIN, B.	BE	TCBA	.264	.297	.279	.577	.015	.072	.458	-10.6	22.5	2.9	285	2	1	6	1
DONOVAN, P.	BE	TCBA	.261	.292	.261	.553	.000	.043	.412	-1.2	1.8	2.9	24	0	0	0	0
NEALON, J.	BE	TCBA	.253	.296	.327	.623	.074	.163	.557	-7.4	40.2	3.5	428	3	2	6	4
CHESBRO, J.	BE	TCBA	.250	.256	.287	.544	.037	.050	.387	-4.6	5.8	2.3	88	0	0	6	1
HICKMAN, C.	BE	TCBA	.247	.335	.348	.683	.101	.219	.628	.4	29.2	3.9	285	2	6	1	3
JACKLITSCH, F.	BE	TCBA	.245	.334	.279	.613	.034	.156	.557	-11.0	41.7	3.3	484	0	7	5	5
DAVIS, L.	BE	TCBA	.237	.315	.282	.598	.046	.183	.552	-8.4	39.5	3.4	445	0	3	4	2
CRIGER, L.	BE	TCBA	.225	.319	.300	.619	.075	.225	.563	-.6	4.2	3.4	47	0	0	0	1
Meade, L.	BE	TCBA	.225	.262	.327	.589	.102	.151	.477	-23.4	46.8	2.7	604	3	2	1	4
CURTIS, H.	BE	TCBA	.210	.387	.210	.596	.000	.325	.677	.1	27.9	3.8	314	1	0	1	0
WHITING, J.	BE	TCBA	.200	.200	.200	.400	.000	.000	.250	-.5	.2	1.4	5	0	0	0	0
CRAWFORD, F.	BE	TCBA	.189	.238	.189	.427	.000	.063	.308	-9.0	4.7	1.6	104	0	0	3	0
HOWELL, H.	BE	TCBA	.177	.250	.212	.462	.035	.133	.368	-9.1	6.6	1.8	129	0	0	5	0
MCLANE, E.	BE	TCBA	.163	.305	.163	.468	.000	.020	.439	-3.3	3.3	2.1	60	0	9	1	0
BROWN, T.	BE	TCBA	.153	.198	.188	.386	.035	.094	.292	-9.4	4.2	1.3	102	0	0	11	1
BELL, G.	BE	TCBA	.140	.222	.140	.363	.000	.070	.275	-6.6	2.3	1.1	71	0	2	8	0
WADE, H.	BE	TCBA	.125	.222	.125	.347	.000	.000	.286	-1.0	.3	1.1	9	0	1	0	0
WILTSE, H.	BE	TCBA	.081	.183	.129	.312	.048	.210	.316	-7.8	2.7	1.1	80	0	0	9	1
BARTLEY, B.	BE	TCBA	.000	.077	.000	.077	.000	.083	.083	-2.7	.1	.2	15	0	0	2	0
MCALFEER, J.	BE	TCBA	.000	.000	.000	.000	.000	.000	.000	-1.8	.0	.0	7	0	0	0	0
BUTLER, J.	BE	TCBA	.000	.200	.000	.200	.000	.250	.200	-.7	.0	.0	5	0	0	0	0
MCCLOSKEY, J.	BE	TCBA	.000	.000	.000	.000	.000	.000	.000	-1.0	-.0	-.0	4	0	0	0	0
MINAHAN, C.	BE	TCBA	.000	.000	.000	.000	.000	.000	.000	-1.0	.0	.0	4	0	0	0	0
BAXTER, J.	BE	TCBA	.000	.000	.000	.000	.000	.000	.000	-.3	.0	.0	2	0	0	1	0
LEARY, F.	BE	TCBA	-	-	-	-	-	-	-	.0	-	-	0	0	0	0	0
Bergen Barflies			.258	.323	.319	.643	.062	.176	.593	-53.1	585.2	3.8	5946	23	60	95	47

11 Pitchers	Tm	Lg	W	L	PCT	SV	ERA	G	GS	CG	SHO	QS	IP	H	R	ER	HR	SO	BB
LEARY, F.	BE	TCBA	0	0	-	2	.90	15	0	0	0	0	10.0	9	3	1	0	3	3
BROWN, T.	BE	TCBA	17	12	.586	0	1.69	33	30	17	3	18	260.2	173	92	49	3	134	48
WILTSE, H.	BE	TCBA	10	12	.455	1	2.04	30	26	10	2	15	203.0	180	94	46	2	89	56
CHESBRO, J.	BE	TCBA	16	7	.696	0	2.12	30	25	14	2	18	216.1	150	71	51	4	107	74
MCCLOSKEY, J.	BE	TCBA	0	2	.000	1	2.87	28	0	0	0	0	47.0	48	23	15	0	19	16
HOWELL, H.	BE	TCBA	18	22	.450	0	2.87	44	41	25	3	22	332.0	259	146	106	1	164	87
MINAHAN, C.	BE	TCBA	0	0	-	0	3.12	2	1	0	0	0	8.2	9	4	3	0	6	2
BELL, G.	BE	TCBA	14	10	.583	1	3.18	31	25	6	0	11	181.0	177	94	64	1	50	53
BARTLEY, B.	BE	TCBA	3	8	.273	4	3.38	27	5	0	0	2	61.1	62	35	23	1	28	26
CAMPBELL, B.	BE	TCBA	1	1	.500	2	4.30	13	0	0	0	0	14.2	13	8	7	0	8	5
WHITING, J.	BE	TCBA	0	0	-	1	6.49	25	0	0	0	0	43.0	66	40	31	0	42	16
Bergen Barflies			79	74	.516	12	2.59	278	153	72	10	86	1377.2	1146	610	396	12	650	386

11 Pitchers	Tm	Lg	SUP/9	R/9	ERA	BF/9	BR/9	H/9	BB/9	SO/9	HR/9	ERPT	OBA	BF	BR	IBB	HB	WP	BK
LEARY, F.	BE	TCBA	.0	2.70	.90	37.8	10.8	8.1	2.7	2.7	.00	2.2	.237	42	12	0	0	0	0
BROWN, T.	BE	TCBA	3.8	3.18	1.69	35.7	7.9	6.0	1.6	4.6	.10	34.8	.182	1034	228	1	8	3	0
WILTSE, H.	BE	TCBA	5.1	4.17	2.04	38.7	10.8	8.0	2.3	3.9	.09	19.3	.229	874	243	3	10	5	0
CHESBRO, J.	BE	TCBA	5.2	2.95	2.12	36.7	9.5	6.2	3.0	4.5	.17	18.6	.191	882	228	2	6	2	0
MCCLOSKEY, J.	BE	TCBA	.0	4.40	2.87	39.3	13.0	9.2	3.1	3.6	.00	.1	.267	205	68	0	4	0	0
HOWELL, H.	BE	TCBA	3.8	3.96	2.87	37.1	9.7	7.0	2.3	4.4	.03	.8	.211	1369	357	1	12	3	0
MINAHAN, C.	BE	TCBA	4.2	4.15	3.12	38.4	11.4	9.3	2.1	6.2	.00	-.2	.265	37	11	0	0	0	0
BELL, G.	BE	TCBA	4.3	4.67	3.18	38.9	11.9	8.8	2.5	2.5	.05	-5.8	.252	782	239	3	12	0	0
BARTLEY, B.	BE	TCBA	1.3	5.14	3.38	39.9	12.9	9.1	3.8	4.1	.15	-3.3	.264	272	88	0	0	1	0
CAMPBELL, B.	BE	TCBA	.0	4.91	4.30	38.0	10.4	8.0	2.5	4.9	.00	-2.3	.241	62	17	1	0	0	0
WHITING, J.	BE	TCBA	.0	8.37	6.49	45.6	18.0	13.8	3.3	8.8	.00	-17.2	.335	218	86	0	4	0	1
Bergen Barflies			3.9	3.98	2.59	37.7	10.3	7.5	2.4	4.2	.08	47.0	.221	5777	1577	11	56	14	1






M U L E S



1-Fred Merkle 2-Bob Spade
3-Red Downs 4-Oscar Graham

Buffalo Mules Draft Picks

BUFFALO 1908 OPENING DAY STARTING LINEUP



- | | |
|---------------------------|------------------------------|
| 1-Sherry Magee, CF | 2-Fielder Jones, LF |
| 3-Nig Clarke, C | 4-Simon Nicholls, 2B |
| 5-Ty Cobb, RF | 6-George Moriarty, 3B |
| 7-Bob Unglaub, 1B | 8-George Davis, SS |
| 9-Chief Bender, P | |

Ty Cobb (.352) drove in 100 runs and Sherry Magee (.351) scored 106 to lead the offense while Chief Bender led the pitching staff with 20 wins and a 1.99 ERA.





23 Players	Tm	Lg	AVG	G	AB	R	H	2B	3B	HR	TB	RBI	SO	BB	ASB	SB	CS	SBP	GDP
COBB, T.	BU	TCBA	.352	150	591	93	208	35	15	4	285	100	54	61	52	40	12	76.9	8
MAGEE, S.	BU	TCBA	.351	132	510	106	179	37	19	1	257	49	53	59	44	32	12	72.7	2
NICHOLLS, S.	BU	TCBA	.301	114	479	80	144	13	1	0	159	45	32	22	23	17	6	73.9	5
SPADE, B.	BU	TCBA	.300	8	10	2	3	0	0	0	3	1	1	3	0	0	0	-	0
MERKLE, F.	BU	TCBA	.263	57	95	8	25	2	0	0	27	11	7	5	0	0	0	-	3
JONES, F.	BU	TCBA	.255	149	572	69	146	18	0	0	164	63	58	68	28	18	10	64.3	9
DAVIS, G.	BU	TCBA	.255	127	455	47	116	26	2	0	146	54	59	36	13	5	8	38.5	4
VICKERS, R.	BU	TCBA	.250	25	16	3	4	1	0	0	5	5	1	0	0	0	0	-	1
MORIARTY, G.	BU	TCBA	.249	115	421	51	105	7	5	0	122	52	46	26	33	25	8	75.8	7
CLARKE, N.	BU	TCBA	.249	114	402	51	100	23	2	2	133	64	45	29	10	6	4	60.0	8
BENDER, C.	BU	TCBA	.228	41	92	12	21	7	0	1	31	11	14	8	2	2	0	100.0	0
DOWNS, R.	BU	TCBA	.224	80	205	20	46	15	3	0	67	20	22	13	3	2	1	66.7	7
UNGLAUB, B.	BU	TCBA	.223	142	542	53	121	14	10	0	155	58	64	31	18	11	7	61.1	11
Katon, N.	BU	TCBA	.219	107	356	32	78	14	3	2	104	28	88	30	0	0	0	-	14
BROWN, B.	BU	TCBA	.167	21	54	3	9	2	1	0	13	9	9	1	0	0	0	-	2
BENNETT, P.	BU	TCBA	.150	64	173	14	26	2	0	0	28	10	30	14	5	4	1	80.0	7
STRICKLETT, E.	BU	TCBA	.127	32	63	9	8	3	0	0	11	0	9	12	0	0	0	-	0
PAYNE, F.	BU	TCBA	.117	53	128	12	15	1	0	0	16	7	17	13	3	2	1	66.7	2
CLARKSON, W.	BU	TCBA	.086	23	35	1	3	0	0	0	3	1	5	0	0	0	0	-	0
COAKLEY, A.	BU	TCBA	.061	28	66	6	4	0	0	0	4	0	17	7	0	0	0	-	2
DORNER, G.	BU	TCBA	.055	29	55	1	3	0	0	0	3	4	11	2	0	0	0	-	3
GRAHAM, O.	BU	TCBA	.043	27	23	1	1	0	0	0	1	1	5	1	0	0	0	-	0
RAYMOND, B.	BU	TCBA	.038	14	26	4	1	0	0	0	1	1	3	3	0	0	0	-	0
Buffalo Mules			.254	1652	5369	678	1366	220	61	10	1738	594	650	444	234	164	70	70.1	95

23 Players	Tm	Lg	AVG	OBP	SLG	OPS	ISO	SECA	TA	RCON	RC	RC/G	PA	IBB	HBP	SH	SF
COBB, T.	BU	TCBA	.352	.411	.482	.894	.130	.281	.965	49.9	121.7	8.0	662	25	3	1	6
MAGEE, S.	BU	TCBA	.351	.422	.504	.926	.153	.308	1.020	46.9	115.4	8.9	577	0	4	3	1
NICHOLLS, S.	BU	TCBA	.301	.331	.332	.663	.031	.100	.578	-3.1	54.7	4.2	512	1	2	4	5
SPADE, B.	BU	TCBA	.300	.429	.300	.729	.000	.300	.857	.6	1.8	6.2	14	0	0	0	1
MERKLE, F.	BU	TCBA	.263	.320	.284	.605	.021	.074	.479	-2.7	8.7	3.1	107	0	3	3	0
JONES, F.	BU	TCBA	.255	.336	.287	.623	.031	.164	.571	-10.1	60.2	3.5	659	1	4	10	4
DAVIS, G.	BU	TCBA	.255	.315	.321	.636	.066	.138	.547	-11.2	46.7	3.5	505	3	5	5	2
VICKERS, R.	BU	TCBA	.250	.250	.313	.563	.063	.063	.385	-.8	.9	1.9	16	0	0	0	0
MORIARTY, G.	BU	TCBA	.249	.291	.290	.581	.040	.143	.532	-13.3	38.2	3.0	463	2	3	3	10
CLARKE, N.	BU	TCBA	.249	.300	.331	.631	.082	.159	.541	-9.1	39.9	3.4	439	1	2	2	4
BENDER, C.	BU	TCBA	.228	.297	.337	.634	.109	.217	.592	-1.2	10.4	3.8	104	0	1	3	0
DOWNS, R.	BU	TCBA	.224	.275	.327	.602	.102	.171	.503	-6.9	17.4	2.7	224	2	2	2	2
UNGLAUB, B.	BU	TCBA	.223	.263	.286	.549	.063	.127	.449	-29.9	40.1	2.4	588	3	0	10	5
Katon, N.	BU	TCBA	.219	.279	.292	.571	.073	.157	.459	-15.4	27.2	2.5	387	1	0	0	1
BROWN, B.	BU	TCBA	.167	.182	.241	.423	.074	.093	.298	-5.5	2.2	1.1	62	0	0	7	0
BENNETT, P.	BU	TCBA	.150	.213	.162	.375	.012	.110	.297	-18.9	6.0	1.0	191	0	0	3	1
STRICKLETT, E.	BU	TCBA	.127	.267	.175	.441	.048	.238	.418	-5.1	4.9	1.9	91	0	0	16	0
PAYNE, F.	BU	TCBA	.117	.223	.125	.348	.008	.117	.310	-15.1	4.7	1.1	149	0	5	1	2
CLARKSON, W.	BU	TCBA	.086	.086	.086	.171	.000	.000	.094	-6.6	.5	.3	42	0	0	7	0
COAKLEY, A.	BU	TCBA	.061	.151	.061	.211	.000	.106	.172	-11.3	1.0	.4	79	0	0	6	0
DORNER, G.	BU	TCBA	.055	.103	.055	.158	.000	.036	.109	-10.6	.3	.1	63	0	1	5	0
GRAHAM, O.	BU	TCBA	.043	.120	.043	.163	.000	.043	.136	-4.4	.2	.2	25	0	1	0	0
RAYMOND, B.	BU	TCBA	.038	.138	.038	.176	.000	.115	.160	-4.8	.5	.4	33	0	0	4	0
Buffalo Mules			.254	.313	.324	.637	.069	.169	.571	-88.4	564.3	3.5	5992	39	36	95	44



11 Pitchers	Tm	Lg	W	L	PCT	SV	ERA	G	GS	CG	SHO	QS	IP	H	R	ER	HR	SO	BB
BENNETT, P.	BU	TCBA	0	0	-	0	.00	3	0	0	0	0	5.0	7	0	0	0	3	0
SPADE, B.	BU	TCBA	4	0	1.000	0	1.42	8	5	2	0	3	38.0	25	9	6	0	10	9
BENDER, C.	BU	TCBA	20	11	.645	1	1.99	39	28	18	6	17	244.1	203	76	54	1	157	42
RAYMOND, B.	BU	TCBA	6	3	.667	1	2.13	14	9	7	1	5	80.1	65	26	19	3	49	21
STRICKLETT, E.	BU	TCBA	16	10	.615	1	2.32	32	28	15	2	20	229.0	176	82	59	4	73	71
COAKLEY, A.	BU	TCBA	13	11	.542	0	2.41	28	26	16	3	19	216.1	193	81	58	2	76	56
VICKERS, R.	BU	TCBA	3	2	.600	3	3.02	25	1	1	0	1	53.2	49	26	18	0	27	23
BROWN, B.	BU	TCBA	8	11	.421	0	3.25	21	20	11	2	7	160.2	163	94	58	1	50	69
DORNER, G.	BU	TCBA	7	10	.412	0	3.25	29	18	7	0	6	177.0	172	84	64	3	46	45
CLARKSON, W.	BU	TCBA	5	8	.385	1	3.82	23	12	5	0	3	115.1	116	62	49	0	38	69
GRAHAM, O.	BU	TCBA	1	5	.167	1	6.06	26	7	2	0	1	78.2	113	73	53	2	55	30
Buffalo Mules			83	71	.539	8	2.82	248	154	84	14	82	1398.1	1282	613	438	16	584	435


11 Pitchers	Tm	Lg	SUP/9	R/9	ERA	BF/9	BR/9	H/9	BB/9	SO/9	HR/9	ERPT	OBA	BF	BR	IBB	HB	WP	BK
BENNETT, P.	BU	TCBA	.0	.00	.00	36.0	12.6	12.6	.0	5.4	.00	1.6	.350	20	7	0	0	0	0
SPADE, B.	BU	TCBA	4.7	2.13	1.42	37.2	8.8	5.9	2.1	2.4	.00	6.2	.176	157	37	0	3	0	0
BENDER, C.	BU	TCBA	5.1	2.80	1.99	36.7	9.1	7.5	1.3	5.8	.04	24.6	.220	995	246	6	7	8	0
RAYMOND, B.	BU	TCBA	5.0	2.91	2.13	37.1	9.6	7.3	2.4	5.5	.34	6.8	.215	331	86	0	0	0	0
STRICKLETT, E.	BU	TCBA	4.1	3.22	2.32	37.3	10.0	6.9	2.6	2.9	.16	14.6	.208	950	254	4	11	3	0
COAKLEY, A.	BU	TCBA	3.1	3.37	2.41	37.5	10.6	8.0	2.2	3.2	.08	11.6	.240	901	254	4	9	2	0
VICKERS, R.	BU	TCBA	2.3	4.36	3.02	40.2	12.4	8.2	3.9	4.5	.00	-7	.234	240	74	0	2	0	0
BROWN, B.	BU	TCBA	3.9	5.27	3.25	41.0	13.1	9.1	3.8	2.8	.06	-6.3	.251	732	233	1	2	9	0
DORNER, G.	BU	TCBA	3.3	4.27	3.25	38.7	11.5	8.7	2.3	2.3	.15	-7.1	.252	762	226	0	9	4	0
CLARKSON, W.	BU	TCBA	4.1	4.84	3.82	40.8	14.8	9.1	5.3	3.0	.00	-11.9	.269	523	190	1	6	2	0
GRAHAM, O.	BU	TCBA	1.1	8.35	6.06	43.8	17.0	12.9	3.3	6.3	.23	-27.7	.334	383	149	1	7	5	0
Buffalo Mules			3.8	3.95	2.82	38.6	11.3	8.3	2.7	3.8	.10	11.6	.240	5994	1756	17	56	33	0







FREEMEN

1-Mike Mitchell 3-Tex Neuer 4-Bruno Block 5-Baldy Louden 8-Chick Autry

Waukesha Freeman Draft Picks




Waukesha 1908 Opening Day Lineup



- 1-Miller Huggins, 2B
- 2-Honus Wagner, SS
- 3-Tim Jordan, 1B
- 4-Mike Mitchell, RF
- 5-Frank Isbell, LF
- 6-Johnny Kling, C
- 7-Freddie Parent, 3B
- 8-Al Burch, CF
- 9-Addie Joss, P

Addie Joss won 26 games with a 1.54 ERA to lead the Freeman staff. Honus Wagner (.329) scored 100 runs. Miller Huggins scored 118 runs. Mike Mitchell (.319) had 104 RBI.





25 Players	Tm	Lg	AVG	G	AB	R	H	2B	3B	HR	TB	RBI	SO	BB	ASB	SB	CS	SBP	GDP
WAGNER, H.	WA	TCBA	.329	136	526	100	173	39	15	3	251	59	38	52	67	49	18	73.1	5
MITCHELL, M.	WA	TCBA	.319	143	574	72	183	16	11	2	227	104	49	35	18	12	6	66.7	8
KLING, J.	WA	TCBA	.297	105	340	48	101	16	12	0	141	53	36	35	12	9	3	75.0	3
NEUER, T.	WA	TCBA	.294	17	17	2	5	0	0	0	5	2	3	0	0	0	0	-	0
PARENT, F.	WA	TCBA	.290	117	420	47	122	17	10	0	159	69	34	26	19	10	9	52.6	2
JORDAN, T.	WA	TCBA	.285	136	491	72	140	23	5	1	176	72	57	81	4	1	3	25.0	8
HUGGINS, M.	WA	TCBA	.255	153	591	118	151	17	1	0	170	32	87	101	20	16	4	80.0	5
BURCHELL, F.	WA	TCBA	.250	8	4	1	1	0	0	0	1	0	1	0	0	0	0	-	0
NEEDHAM, T.	WA	TCBA	.246	42	142	18	35	9	2	1	51	19	15	7	2	1	1	50.0	5
DINNEEN, B.	WA	TCBA	.241	21	29	4	7	1	1	0	10	3	2	5	0	0	0	-	0
BURCH, A.	WA	TCBA	.232	88	293	31	68	2	2	0	74	32	24	19	2	1	1	50.0	1
CROSS, L.	WA	TCBA	.232	77	207	17	48	10	0	0	58	15	25	12	4	4	0	100.0	5
LEIFIELD, L.	WA	TCBA	.232	38	82	11	19	6	1	0	27	7	13	10	1	0	1	.0	2
ISBELL, F.	WA	TCBA	.214	133	513	55	110	16	6	0	138	44	60	30	23	20	3	87.0	4
Sajdak, K.	WA	TCBA	.189	91	286	21	54	8	2	5	81	21	54	21	1	0	1	.0	8
AUTRY, C.	WA	TCBA	.186	24	43	4	8	0	0	0	8	4	2	1	0	0	0	-	0
HOEY, J.	WA	TCBA	.171	80	251	23	43	8	2	0	55	27	32	3	1	0	1	.0	5
WEIMER, J.	WA	TCBA	.162	30	74	7	12	1	0	2	19	11	17	5	1	0	1	.0	1
BLOCK, B.	WA	TCBA	.159	34	113	7	18	6	2	0	28	12	19	3	0	0	0	-	2
THIELMAN, J.	WA	TCBA	.151	26	53	7	8	1	0	0	9	1	10	4	1	1	0	100.0	0
JOSS, A.	WA	TCBA	.123	44	106	10	13	5	0	0	18	10	22	7	0	0	0	-	2
FERGUSON, G.	WA	TCBA	.111	27	9	0	1	0	0	0	1	0	1	0	0	0	0	-	0
PITTINGER, T.	WA	TCBA	.042	22	24	0	1	0	0	0	1	2	5	1	1	1	0	100.0	0
LOUDEN, B.	WA	TCBA	.000	13	5	5	0	0	0	0	0	0	0	4	1	0	1	.0	0
BARGER, C.	WA	TCBA	.000	14	1	0	0	0	0	0	0	0	0	0	0	0	0	-	0
Waukesha Freeman			.254	1619	5194	680	1321	201	72	14	1708	599	606	462	178	125	53	70.2	66

Waukesha Freeman			.254	1619	5194	680	1321	201	72	14	1708	599	606	462	178	125	53	70.2	66
25 Players	Tm	Lg	AVG	OBP	SLG	OPS	ISO	SECA	TA	RCON	RC	RC/G	PA	IBB	HBP	SH	SF		
WAGNER, H.	WA	TCBA	.329	.395	.477	.872	.148	.306	.960	39.8	104.1	7.2	600	12	9	7	6		
MITCHELL, M.	WA	TCBA	.319	.351	.395	.747	.077	.148	.677	11.5	81.3	5.2	628	7	0	7	12		
KLING, J.	WA	TCBA	.297	.359	.415	.774	.118	.238	.763	12.0	54.3	5.8	386	5	2	2	7		
NEUER, T.	WA	TCBA	.294	.294	.294	.588	.000	.000	.417	-.7	1.5	3.2	18	0	0	1	0		
PARENT, F.	WA	TCBA	.290	.333	.379	.712	.088	.152	.641	.2	53.7	4.5	459	3	3	6	4		
JORDAN, T.	WA	TCBA	.285	.387	.358	.746	.073	.234	.724	14.8	74.9	5.3	594	0	4	13	5		
HUGGINS, M.	WA	TCBA	.255	.364	.288	.652	.032	.223	.639	1.5	72.6	4.3	702	0	0	10	0		
BURCHELL, F.	WA	TCBA	.250	.250	.250	.500	.000	.000	.333	-.3	.3	2.3	4	0	0	0	0		
NEEDHAM, T.	WA	TCBA	.246	.305	.359	.664	.113	.162	.566	-1.9	14.5	3.5	154	0	5	0	0		
DINNEEN, B.	WA	TCBA	.241	.353	.345	.698	.103	.276	.682	.3	4.1	4.8	35	0	0	1	0		
BURCH, A.	WA	TCBA	.232	.279	.253	.532	.020	.085	.419	-16.9	22.0	2.6	315	1	1	0	2		
CROSS, L.	WA	TCBA	.232	.276	.280	.556	.048	.126	.457	-8.8	16.3	2.6	223	0	1	2	1		
LEIFIELD, L.	WA	TCBA	.232	.312	.329	.641	.098	.207	.561	-1.7	8.9	3.2	102	0	0	9	1		
ISBELL, F.	WA	TCBA	.214	.258	.269	.527	.055	.146	.463	-26.6	39.4	2.5	557	1	2	6	6		
Sajdak, K.	WA	TCBA	.189	.247	.283	.530	.094	.164	.427	-18.0	18.8	2.1	308	1	1	0	0		
AUTRY, C.	WA	TCBA	.186	.205	.186	.391	.000	.023	.257	-4.7	1.7	1.3	44	0	0	0	0		
HOEY, J.	WA	TCBA	.171	.179	.219	.399	.048	.056	.276	-27.7	9.3	1.1	263	0	1	0	7		
WEIMER, J.	WA	TCBA	.162	.210	.257	.467	.095	.149	.375	-6.7	4.3	1.6	90	0	0	9	2		
BLOCK, B.	WA	TCBA	.159	.178	.248	.426	.088	.115	.320	-11.3	4.8	1.3	118	0	0	0	2		
THIELMAN, J.	WA	TCBA	.151	.211	.170	.380	.019	.113	.311	-5.6	3.0	1.4	71	0	0	14	0		
JOSS, A.	WA	TCBA	.123	.177	.170	.347	.047	.113	.263	-13.3	3.8	1.0	128	0	0	14	0		
FERGUSON, G.	WA	TCBA	.111	.111	.111	.222	.000	.000	.125	-1.5	.2	.5	12	0	0	3	0		
PITTINGER, T.	WA	TCBA	.042	.077	.042	.119	.000	.083	.130	-4.7	.3	.3	29	0	0	3	1		
LOUDEN, B.	WA	TCBA	.000	.444	.000	.444	.000	.600	.667	-.5	.3	1.6	9	0	0	0	0		
BARGER, C.	WA	TCBA	.000	.000	.000	.000	.000	.000	.000	-.3	.0	.0	1	0	0	0	0		
Waukesha Freeman			.254	.316	.329	.644	.075	.177	.582	-71.0	572.5	3.7	5850	30	29	107	56		



11 Pitchers	Tm	Lg	W	L	PCT	SV	ERA	G	GS	CG	SHO	QS	IP	H	R	ER	HR	SO	BB
JOSS, A.	WA	TCBA	26	11	.703	3	1.54	44	38	29	8	31	326.2	246	75	56	2	151	42
BARGER, C.	WA	TCBA	0	0	-	0	1.64	14	0	0	0	0	22.0	24	8	4	0	8	4
WEIMER, J.	WA	TCBA	18	7	.720	0	2.07	30	29	16	3	20	235.1	199	81	54	4	62	72
THIELMAN, J.	WA	TCBA	15	8	.652	1	2.40	26	23	10	4	14	187.1	162	69	50	0	61	37
BURCHELL, F.	WA	TCBA	1	2	.333	5	2.41	8	1	1	0	1	18.2	12	5	5	0	10	3
NEUER, T.	WA	TCBA	6	1	.857	2	2.64	17	5	4	1	4	61.1	42	20	18	1	22	29
LEIFIELD, L.	WA	TCBA	14	18	.438	0	2.99	38	35	18	4	18	273.2	238	125	91	1	146	89
FERGUSON, G.	WA	TCBA	4	3	.571	3	3.32	27	4	2	0	1	62.1	70	31	23	4	33	25
PITTINGER, T.	WA	TCBA	7	4	.636	0	3.34	22	8	4	1	4	86.1	86	37	32	4	34	28
DINNEEN, B.	WA	TCBA	5	4	.556	0	4.31	21	11	4	0	3	96.0	111	53	46	2	26	19
Sajdak, K.	WA	TCBA	0	0	-	0	4.70	3	0	0	0	0	7.2	11	5	4	0	2	3
Waukesha Freeman			96	58	.623	14	2.50	250	154	88	21	96	1377.1	1201	509	383	18	555	351



11 Pitchers	Tm	Lg	SUP/9	R/9	ERA	BF/9	BR/9	H/9	BB/9	SO/9	HR/9	ERPT	OBA	BF	BR	IBB	HB	WP	BK
JOSS, A.	WA	TCBA	3.9	2.07	1.54	34.9	8.2	6.8	1.1	4.2	.06	49.0	.209	1265	297	2	11	2	0
BARGER, C.	WA	TCBA	.0	3.27	1.64	39.3	11.0	9.8	1.2	3.3	.00	3.1	.264	96	27	1	0	1	0
WEIMER, J.	WA	TCBA	4.7	3.10	2.07	37.1	10.5	7.6	2.6	2.4	.15	21.7	.231	969	275	3	7	1	0
THIELMAN, J.	WA	TCBA	3.7	3.31	2.40	36.6	9.7	7.8	1.7	2.9	.00	10.2	.230	762	201	2	4	6	0
BURCHELL, F.	WA	TCBA	4.8	2.41	2.41	35.2	7.2	5.8	1.4	4.8	.00	1.0	.176	73	15	0	0	0	0
NEUER, T.	WA	TCBA	3.2	2.93	2.64	36.8	10.3	6.2	4.1	3.2	.15	1.7	.194	251	70	1	0	0	0
LEIFIELD, L.	WA	TCBA	4.0	4.11	2.99	38.2	10.9	7.8	2.8	4.8	.03	-3.0	.232	1161	331	5	9	8	0
FERGUSON, G.	WA	TCBA	1.3	4.48	3.32	40.1	14.1	10.1	3.6	4.8	.58	-3.0	.293	278	98	0	3	1	1
PITTINGER, T.	WA	TCBA	3.5	3.86	3.34	38.2	12.0	9.0	2.8	3.5	.42	-4.2	.260	366	115	1	2	0	0
DINNEEN, B.	WA	TCBA	5.3	4.97	4.31	39.7	12.6	10.4	1.5	2.4	.19	-15.1	.287	423	134	3	7	2	0
Sajdak, K.	WA	TCBA	.0	5.87	4.70	42.3	16.4	12.9	3.5	2.3	.00	-1.5	.333	36	14	0	0	0	0
Waukesha Freeman			3.9	3.33	2.50	37.1	10.3	7.8	2.2	3.6	.12	59.9	.234	5680	1577	18	43	21	1



Grand Rapid Wolverines Draft Picks

- 1-Ed Konetchy
- 2-Heinie Berger
- 3-Jake Boutes
- 3a-Art Kruger
- 4-Fred Smith
- 5-Newt Randall
- 6-Bill Essick
- 7-Jack McCarthy
- 8-Charlie Fritz






- 1-Art Devlin, 3B
- 2-Roger Bresnahan, C
- 3-Otto Knabe, 2B
- 4-Sam Crawford, RF
- 5-Johnny Bates, CF
- 6-Bob Ganley, LF
- 7-Ed Konetchy, 1B
- 8-Bill Dahlen, SS
- 9-Ed Killian, P

Grand Rapids Opening Day 1908 Starting Lineup

**Sam Crawford (.349) led the team with 108 runs, 40 doubles, 17 triples, 211 hits and 99 RBI
Bob Ganley (96 runs) and Art Devlin (95 runs) helped the high powered offense that helped
Ed Killian to a 25-14 mark and 2.64 ERA**



CRAWFORD, DETROIT



GANLEY, WASHINGTON



DEVLIN, N. Y. METS



KILLIAN, DETROIT



27 Players	Tm	Lg	AVG	G	AB	R	H	2B	3B	HR	TB	RBI	SO	BB	ASB	SB	CS	SBP	GDP
ESSICK, B.	GW	TCBA	.429	11	7	1	3	0	0	0	3	1	1	0	0	0	0	-	1
CRAWFORD, S.	GW	TCBA	.349	147	604	108	211	40	17	2	291	99	43	46	20	14	6	70.0	2
YEAGER, J.	GW	TCBA	.290	85	245	35	71	15	3	0	92	36	35	18	4	4	0	100.0	5
STORKE, A.	GW	TCBA	.281	85	281	28	79	10	1	0	91	54	22	13	2	1	1	50.0	4
GANLEY, B.	GW	TCBA	.279	153	610	96	170	10	5	1	193	74	41	56	35	28	7	80.0	10
BRESNAHAN, R.	GW	TCBA	.275	101	346	82	95	15	12	3	143	46	31	58	10	8	2	80.0	7
DEVLIN, A.	GW	TCBA	.272	134	523	95	142	11	1	0	155	47	54	81	48	33	15	68.8	4
BATES, J.	GW	TCBA	.267	117	457	81	122	19	6	1	156	78	47	44	12	10	2	83.3	4
KNABE, O.	GW	TCBA	.262	120	458	74	120	18	11	0	160	49	36	52	18	15	3	83.3	6
KONETCHY, E.	GW	TCBA	.260	79	258	53	67	12	6	1	94	51	20	34	6	4	2	66.7	4
KILLIAN, E.	GW	TCBA	.255	41	137	13	35	6	5	0	51	21	15	1	1	1	0	100.0	6
PASTORIUS, J.	GW	TCBA	.229	32	83	6	19	0	0	0	19	11	13	8	1	1	0	100.0	3
Sajdak, D.	GW	TCBA	.221	47	122	8	27	3	0	1	33	13	34	7	0	0	0	-	2
DAHLEN, B.	GW	TCBA	.218	149	505	55	110	17	0	0	127	68	54	77	6	4	2	66.7	14
KRUGER, A.	GW	TCBA	.194	56	170	13	33	0	5	0	43	18	24	9	6	5	1	83.3	3
SHAW, A.	GW	TCBA	.194	61	201	15	39	2	0	0	41	25	29	20	3	2	1	66.7	6
NOONAN, P.	GW	TCBA	.182	33	66	8	12	4	0	0	16	5	11	6	0	0	0	-	2
LYNCH, M.	GW	TCBA	.154	20	26	2	4	1	0	0	5	1	1	1	0	0	0	-	1
DOYLE, S.	GW	TCBA	.141	27	71	7	10	1	0	0	11	5	9	8	0	0	0	-	1
BOULTES, J.	GW	TCBA	.133	41	30	5	4	0	0	0	4	1	7	4	0	0	0	-	1
BEEBE, F.	GW	TCBA	.123	33	81	3	10	2	1	0	14	5	10	5	0	0	0	-	1
BERGER, H.	GW	TCBA	.105	31	19	1	2	1	0	0	3	0	5	1	0	0	0	-	0
FREEMAN, B.	GW	TCBA	.083	6	12	3	1	0	0	1	4	2	2	6	0	0	0	-	0
MCCARTHY, J.	GW	TCBA	.083	13	12	0	1	0	0	0	1	0	2	0	0	0	0	-	0
FRITZ, C.	GW	TCBA	.000	1	2	0	0	0	0	0	0	0	1	0	0	0	0	-	0
BRADY, K.	GW	TCBA	-	4	0	0	0	0	0	0	0	0	0	0	0	0	0	-	0
SMITH, F.	GW	TCBA	-	29	0	0	0	0	0	0	0	0	0	0	0	0	0	-	0
Grand Rapids Wolverines			.260	1656	5326	792	1387	187	73	10	1750	710	547	555	172	130	42	75.6	87

27 Players	Tm	Lg	AVG	OBP	SLG	OPS	ISO	SECA	TA	RCON	RC	RC/G	PA	IBB	HBP	SH	SF
ESSICK, B.	GW	TCBA	.429	.429	.429	.857	.000	.000	.600	.4	.9	4.0	8	0	0	1	0
CRAWFORD, S.	GW	TCBA	.349	.398	.482	.880	.132	.222	.890	41.6	120.4	8.0	660	9	6	0	4
YEAGER, J.	GW	TCBA	.290	.342	.376	.718	.086	.176	.648	3.7	32.3	4.8	266	0	2	0	1
STORKE, A.	GW	TCBA	.281	.313	.324	.636	.043	.089	.522	-5.2	29.7	3.7	309	0	3	5	7
GANLEY, B.	GW	TCBA	.279	.336	.316	.652	.038	.164	.608	-1.6	70.4	4.0	680	4	1	4	9
BRESNAHAN, R.	GW	TCBA	.275	.384	.413	.798	.139	.324	.823	17.6	59.7	6.1	412	0	5	1	2
DEVLIN, A.	GW	TCBA	.272	.386	.296	.682	.025	.214	.715	7.6	71.1	4.7	632	0	17	10	1
BATES, J.	GW	TCBA	.267	.331	.341	.672	.074	.188	.625	.4	56.5	4.4	514	1	3	2	7
KNABE, O.	GW	TCBA	.262	.340	.349	.690	.087	.227	.671	4.8	61.1	4.4	541	0	6	17	7
KONETCHY, E.	GW	TCBA	.260	.372	.364	.737	.105	.244	.756	8.3	40.0	5.2	319	2	17	1	8
KILLIAN, E.	GW	TCBA	.255	.257	.372	.629	.117	.131	.491	-3.9	11.6	2.6	148	0	0	8	2
PASTORIUS, J.	GW	TCBA	.229	.293	.229	.522	.000	.108	.418	-4.3	6.1	2.3	97	0	0	5	1
Sajdak, D.	GW	TCBA	.221	.269	.270	.540	.049	.107	.423	-6.7	8.9	2.5	130	0	1	0	0
DAHLEN, B.	GW	TCBA	.218	.322	.251	.574	.034	.190	.518	-15.3	46.4	2.9	604	0	5	8	9
KRUGER, A.	GW	TCBA	.194	.235	.253	.488	.059	.135	.404	-12.4	10.2	1.9	180	0	0	1	0
SHAW, A.	GW	TCBA	.194	.265	.204	.469	.010	.114	.373	-15.3	11.5	1.8	227	0	0	4	2
NOONAN, P.	GW	TCBA	.182	.260	.242	.503	.061	.152	.411	-4.3	4.2	2.0	75	1	1	2	0
LYNCH, M.	GW	TCBA	.154	.185	.192	.377	.038	.077	.261	-3.0	.8	.9	27	0	0	0	0
DOYLE, S.	GW	TCBA	.141	.237	.155	.392	.014	.127	.323	-7.3	3.6	1.4	88	0	1	8	0
BOULTES, J.	GW	TCBA	.133	.235	.133	.369	.000	.133	.296	-3.3	1.2	1.1	37	0	0	3	0
BEEBE, F.	GW	TCBA	.123	.174	.173	.347	.049	.111	.264	-10.3	2.9	1.0	93	0	0	7	0
BERGER, H.	GW	TCBA	.105	.150	.158	.308	.053	.105	.235	-2.7	.6	.8	22	0	0	2	0
FREEMAN, B.	GW	TCBA	.083	.389	.333	.722	.250	.750	.909	.6	2.2	5.3	18	0	0	0	0
MCCARTHY, J.	GW	TCBA	.083	.083	.083	.167	.000	.000	.091	-2.3	.1	.3	13	0	0	1	0
FRITZ, C.	GW	TCBA	.000	.000	.000	.000	.000	.000	.000	-5	.0	.0	2	0	0	0	0
BRADY, K.	GW	TCBA	-	-	-	-	-	-	-	.0	-	-	0	0	0	0	0
SMITH, F.	GW	TCBA	-	-	-	-	-	-	-	.0	-	-	0	0	0	0	0
Grand Rapids Wolverines			.260	.334	.329	.663	.068	.189	.615	-13.5	633.2	4.1	6102	17	68	90	60




13 Pitchers	Tm	Lg	W	L	PCT	SV	ERA	G	GS	CG	SHO	QS	IP	H	R	ER	HR	SO	BB
FRITZ, C.	GW	TCBA	0	1	.000	0	.00	1	1	0	0	0	5.0	2	2	0	0	2	1
BRADY, K.	GW	TCBA	0	0	-	0	.00	4	0	0	0	0	4.1	3	0	0	0	0	1
SMITH, F.	GW	TCBA	2	1	.667	3	1.55	29	0	0	0	0	29.0	20	6	5	0	8	9
ESSICK, B.	GW	TCBA	3	0	1.000	3	2.22	11	1	1	0	1	28.1	27	7	7	1	6	5
PASTORIUS, J.	GW	TCBA	16	10	.615	2	2.24	32	30	16	3	20	236.2	195	82	59	0	85	70
KILLIAN, E.	GW	TCBA	25	14	.641	0	2.64	41	40	31	3	21	337.1	285	131	99	3	123	102
DOYLE, S.	GW	TCBA	16	8	.667	0	2.84	27	25	13	2	13	206.1	181	87	65	0	107	109
BOULTES, J.	GW	TCBA	7	4	.636	7	3.14	40	8	4	2	6	106.0	119	48	37	0	36	29
LYNCH, M.	GW	TCBA	6	5	.545	0	3.23	20	7	3	0	3	78.0	70	31	28	4	42	29
Sajdak, D.	GW	TCBA	0	1	.000	0	3.48	4	0	0	0	0	10.1	13	8	4	0	2	3
BEEBE, F.	GW	TCBA	14	13	.519	0	3.59	33	33	12	3	18	243.0	217	125	97	1	156	111
BERGER, H.	GW	TCBA	5	3	.625	5	3.59	31	9	1	0	5	92.2	97	44	37	0	60	23
NOONAN, P.	GW	TCBA	0	0	-	0	5.40	1	0	0	0	0	1.2	4	3	1	0	0	0
Grand Rapids Wolverines			94	60	.610	20	2.87	274	154	81	13	87	1378.2	1233	574	439	9	627	492

13 Pitchers	Tm	Lg	SUP/9	R/9	ERA	BF/9	BR/9	H/9	BB/9	SO/9	HR/9	ERPT	OBA	BF	BR	IBB	HB	WP	BK
FRITZ, C.	GW	TCBA	.0	3.60	.00	37.8	10.8	3.6	1.8	3.6	.00	1.6	.118	21	6	0	3	0	0
BRADY, K.	GW	TCBA	.0	.00	.00	33.2	8.3	6.2	2.1	.0	.00	1.4	.214	16	4	0	0	0	0
SMITH, F.	GW	TCBA	.0	1.86	1.55	36.6	9.3	6.2	2.8	2.5	.00	4.3	.194	118	30	0	1	0	0
ESSICK, B.	GW	TCBA	1.9	2.22	2.22	35.9	10.5	8.6	1.6	1.9	.32	2.1	.255	113	33	0	1	1	0
PASTORIUS, J.	GW	TCBA	5.0	3.12	2.24	37.0	10.5	7.4	2.7	3.2	.00	17.1	.225	974	277	0	12	3	0
KILLIAN, E.	GW	TCBA	5.5	3.50	2.64	37.4	10.6	7.6	2.7	3.3	.08	9.5	.229	1401	398	1	12	1	0
DOYLE, S.	GW	TCBA	6.0	3.79	2.84	39.7	12.8	7.9	4.7	4.7	.00	1.3	.233	911	294	1	5	7	0
BOULTES, J.	GW	TCBA	3.4	4.08	3.14	39.4	12.7	10.1	2.4	3.1	.00	-2.9	.283	464	150	1	3	2	0
LYNCH, M.	GW	TCBA	2.3	3.58	3.23	38.4	11.8	8.1	3.3	4.8	.46	-2.9	.241	333	102	0	3	1	0
Sajdak, D.	GW	TCBA	.0	6.97	3.48	42.7	14.8	11.3	2.6	1.7	.00	-.7	.295	49	17	0	1	0	0
BEEBE, F.	GW	TCBA	4.3	4.63	3.59	39.3	12.4	8.0	4.1	5.8	.04	-18.9	.238	1061	336	0	8	10	1
BERGER, H.	GW	TCBA	3.0	4.27	3.59	38.8	12.2	9.4	2.2	5.8	.00	-7.2	.270	399	126	0	6	0	0
NOONAN, P.	GW	TCBA	.0	16.20	5.40	54.0	21.6	21.6	.0	.0	.00	-.5	.400	10	4	0	0	0	0
Grand Rapids Wolverines			4.5	3.75	2.87	38.3	11.6	8.0	3.2	4.1	.06	4.3	.239	5870	1777	3	55	25	1

BRADENTON, FL

BUCKEYES






1-Heinie Zimmerman 2-Bill Kay 3-Jake Atz

Bradenton Buckeyes Draft Picks



- 1-Spike Shannon, LF**
- 2-Kid Elberfeld, SS**
- 3-Nap LaJoie, 2B**
- 4-Cy Seymour, RF**
- 5-Tommy Sheehan, 3B**
- 6-Jiggs Donahue, 1B**
- 7-Shad Barry, CF**
- 8-Lew Ritter, C**
- 9-Red Ames, P**



Bradenton Buckeyes 1908 Opening Day Starting Lineup

Ed Siever went 20-9 with a 2.33 ERA while Cy Seymour (.307) drove in 96 runs. Spike Shannon scored 117 times for the Buckeyes. Red Ames fanned 177 hitters.




SIEVER, P, St. Louis, A



SEYMOUR, N. Y. NAT'L



SHANNON, KANSAS CITY



AMES, N. Y. NAT'L

24 Players	Tm	Lg	AVG	G	AB	R	H	2B	3B	HR	TB	RBI	SO	BB	ASB	SB	CS	SBP	GDP
SEYMOUR, C.	BR	TCBA	.307	134	475	69	146	28	11	1	199	96	40	50	31	25	6	80.6	2
LAJOIE, N.	BR	TCBA	.301	140	511	85	154	34	9	0	206	72	48	46	28	23	5	82.1	10
BECKLEY, J.	BR	TCBA	.286	38	49	4	14	2	0	0	16	4	8	1	0	0	0	-	1
MCFARLAND, E.	BR	TCBA	.282	68	156	10	44	13	0	0	57	17	12	13	5	5	0	100.0	7
DONAHUE, J.	BR	TCBA	.277	154	581	64	161	11	4	0	180	68	44	38	40	32	8	80.0	4
SHANNON, S.	BR	TCBA	.263	154	647	117	170	15	9	1	206	54	65	67	49	37	12	75.5	5
ELBERFELD, K.	BR	TCBA	.251	128	446	74	112	30	6	0	154	49	54	45	26	23	3	88.5	4
SHEEHAN, T.	BR	TCBA	.249	81	237	26	59	2	0	0	61	24	20	27	19	13	6	68.4	3
BARRY, S.	BR	TCBA	.234	104	337	29	79	2	2	0	85	28	38	29	11	5	6	45.5	11
BATCH, E.	BR	TCBA	.230	128	422	35	97	8	2	0	109	52	57	28	9	6	3	66.7	6
DONOVAN, W.	BR	TCBA	.216	37	102	11	22	5	1	0	29	12	14	4	6	3	3	50.0	1
Wood, W.	BR	TCBA	.208	107	346	33	72	7	4	2	93	39	64	24	0	0	0	-	9
RITTER, L.	BR	TCBA	.188	133	361	26	68	8	2	0	80	16	60	25	0	0	0	-	3
ZIMMERMAN, H.	BR	TCBA	.182	35	44	2	8	3	0	0	11	1	3	0	0	0	0	-	1
KAY, B.	BR	TCBA	.172	56	64	3	11	0	0	0	11	3	2	3	0	0	0	-	2
AMES, R.	BR	TCBA	.167	32	72	10	12	0	0	2	18	6	14	7	0	0	0	-	2
ARCHER, J.	BR	TCBA	.154	29	26	3	4	0	0	0	4	2	4	2	0	0	0	-	0
LIEBHARDT, G.	BR	TCBA	.118	39	85	4	10	1	0	0	11	4	16	7	0	0	0	-	3
SIEVER, E.	BR	TCBA	.115	40	96	3	11	4	0	0	15	4	16	0	1	1	0	100.0	1
PHILLIPPE, D.	BR	TCBA	.111	32	27	3	3	0	0	0	3	0	5	4	0	0	0	-	1
ATZ, J.	BR	TCBA	.102	72	49	1	5	0	0	0	5	2	9	0	0	0	0	-	0
GRIMSHAW, M.	BR	TCBA	.101	62	99	9	10	3	0	0	13	3	19	5	3	2	1	66.7	3
COOMBS, J.	BR	TCBA	.091	24	22	1	2	0	0	0	2	2	5	0	1	1	0	100.0	0
CAMNITZ, H.	BR	TCBA	.078	35	64	5	5	0	0	0	5	2	4	3	0	0	0	-	2
Bradenton Buckeyes			.241	1862	5318	627	1279	176	50	6	1573	560	621	428	229	176	53	76.9	81

24 Players	Tm	Lg	AVG	OBP	SLG	OPS	ISO	SECA	TA	RCON	RC	RC/G	PA	IBB	HBP	SH	SF
SEYMOUR, C.	BR	TCBA	.307	.377	.419	.796	.112	.257	.837	24.6	83.4	6.5	545	5	8	4	8
LAJOIE, N.	BR	TCBA	.301	.362	.403	.765	.102	.227	.753	18.9	78.2	5.5	575	5	5	9	4
BECKLEY, J.	BR	TCBA	.286	.314	.327	.640	.041	.061	.500	-1.0	4.9	3.6	52	0	1	1	0
MCFARLAND, E.	BR	TCBA	.282	.337	.365	.703	.083	.199	.630	2.5	18.6	4.2	170	1	0	1	0
DONAHUE, J.	BR	TCBA	.277	.322	.310	.631	.033	.139	.586	-6.6	64.3	3.8	643	3	3	15	6
SHANNON, S.	BR	TCBA	.263	.332	.318	.650	.056	.198	.636	-2.6	76.9	4.1	736	1	4	10	8
ELBERFELD, K.	BR	TCBA	.251	.341	.345	.686	.094	.240	.701	7.1	60.4	4.6	521	1	17	11	2
SHEEHAN, T.	BR	TCBA	.249	.321	.257	.578	.008	.152	.545	-7.1	23.1	3.1	281	0	1	10	6
BARRY, S.	BR	TCBA	.234	.302	.252	.554	.018	.101	.447	-17.6	25.2	2.4	378	0	4	7	1
BATCH, E.	BR	TCBA	.230	.277	.258	.536	.028	.102	.434	-22.9	32.1	2.5	466	2	2	8	6
DONOVAN, W.	BR	TCBA	.216	.245	.284	.530	.069	.108	.429	-7.2	6.6	2.1	108	0	0	2	0
Wood, W.	BR	TCBA	.208	.263	.269	.532	.061	.130	.424	-20.0	24.5	2.3	381	1	3	5	3
RITTER, L.	BR	TCBA	.188	.242	.222	.464	.033	.102	.358	-29.6	21.3	1.9	401	1	1	13	1
ZIMMERMAN, H.	BR	TCBA	.182	.182	.250	.432	.068	.068	.297	-4.3	1.8	1.3	44	0	0	0	0
KAY, B.	BR	TCBA	.172	.206	.172	.378	.000	.047	.255	-7.2	2.1	1.0	68	2	0	0	1
AMES, R.	BR	TCBA	.167	.241	.250	.491	.083	.181	.403	-5.3	4.7	1.8	88	0	0	9	0
ARCHER, J.	BR	TCBA	.154	.214	.154	.368	.000	.077	.273	-3.0	1.0	1.2	28	0	0	0	0
LIEBHARDT, G.	BR	TCBA	.118	.194	.129	.323	.012	.094	.244	-11.2	2.7	.8	104	0	1	11	0
SIEVER, E.	BR	TCBA	.115	.124	.156	.280	.042	.052	.198	-14.2	2.2	.6	108	0	1	11	0
PHILLIPPE, D.	BR	TCBA	.111	.226	.111	.337	.000	.148	.280	-3.3	.9	.9	32	0	0	1	0
ATZ, J.	BR	TCBA	.102	.102	.102	.204	.000	.000	.114	-8.7	.7	.4	53	0	0	4	0
GRIMSHAW, M.	BR	TCBA	.101	.152	.131	.284	.030	.091	.226	-14.7	1.9	.5	108	0	1	3	0
COOMBS, J.	BR	TCBA	.091	.091	.091	.182	.000	.045	.150	-3.8	.3	.3	23	0	0	1	0
CAMNITZ, H.	BR	TCBA	.078	.119	.078	.198	.000	.047	.131	-11.5	.8	.3	75	0	0	8	0
Bradenton Buckeyes			.241	.301	.296	.597	.055	.159	.534	-148.5	510.8	3.2	5988	22	52	144	46



9 Pitchers	Tm	Lg	W	L	PCT	SV	ERA	G	GS	CG	SHO	QS	IP	H	R	ER	HR	SO	BB
ZIMMERMAN, H.	BR	TCBA	0	0	-	0	.00	5	0	0	0	0	8.1	4	1	0	0	4	0
SIEVER, E.	BR	TCBA	20	9	.690	3	2.33	40	32	14	4	20	270.2	231	94	70	1	93	68
CAMNITZ, H.	BR	TCBA	13	8	.619	7	2.66	34	22	10	1	15	193.0	148	67	57	1	89	64
DONOVAN, W.	BR	TCBA	14	17	.452	1	2.67	35	31	17	5	21	269.1	230	99	80	0	136	96
Wood, W.	BR	TCBA	0	0	-	17	2.87	21	0	0	0	0	15.2	23	7	5	0	4	5
LIEBHARDT, G.	BR	TCBA	16	15	.516	2	3.05	39	34	15	3	16	277.2	240	121	94	2	140	103
AMES, R.	BR	TCBA	16	11	.593	0	3.06	32	26	11	2	16	211.2	164	89	72	2	177	91
PHILLIPPE, D.	BR	TCBA	6	1	.857	6	3.33	32	5	0	0	3	97.1	102	47	36	0	39	22
COOMBS, J.	BR	TCBA	3	5	.375	1	3.39	23	4	3	1	2	79.2	71	44	30	1	50	43
Bradenton Buckeyes			88	66	.571	37	2.81	261	154	70	16	93	1423.1	1213	569	444	7	732	492


9 Pitchers	Tm	Lg	SUP/9	R/9	ERA	BF/9	BR/9	H/9	BB/9	SO/9	HR/9	ERPT	OBA	BF	BR	IBB	HB	WP	BK
ZIMMERMAN, H.	BR	TCBA	.0	1.08	.00	32.4	5.4	4.3	.0	4.3	.00	2.7	.143	30	5	0	1	0	0
SIEVER, E.	BR	TCBA	4.0	3.13	2.33	36.9	10.2	7.7	2.1	3.1	.03	17.0	.232	1110	307	5	13	2	0
CAMNITZ, H.	BR	TCBA	3.6	3.12	2.66	37.1	10.1	6.9	2.8	4.2	.05	5.1	.213	796	217	5	10	2	0
DONOVAN, W.	BR	TCBA	3.9	3.31	2.67	37.5	11.0	7.7	3.1	4.5	.00	6.6	.231	1123	328	2	4	2	0
Wood, W.	BR	TCBA	.0	4.02	2.87	44.8	16.1	13.2	2.9	2.3	.00	.0	.315	78	28	0	0	0	0
LIEBHARDT, G.	BR	TCBA	3.1	3.92	3.05	38.1	11.4	7.8	3.2	4.5	.06	-4.7	.231	1175	351	5	13	10	3
AMES, R.	BR	TCBA	4.3	3.78	3.06	38.2	11.2	7.0	3.9	7.5	.09	-3.9	.214	898	264	0	9	7	0
PHILLIPPE, D.	BR	TCBA	1.8	4.35	3.33	39.6	12.0	9.4	2.0	3.6	.00	-4.7	.260	428	130	0	6	2	1
COOMBS, J.	BR	TCBA	.8	4.97	3.39	41.3	13.0	8.0	4.7	5.6	.11	-4.4	.234	366	115	1	2	3	0
Bradenton Buckeyes			3.4	3.60	2.81	38.0	11.0	7.7	3.0	4.6	.04	13.7	.230	6004	1745	18	58	28	4



LAND OF

MARVELS







1-Nick Maddox 2-Rube Manning 4-Tom O'Hara 5-Mike Heydon
6-Buck Hopkins 7-Kid Durbin 8-Sam Lanford
XFA-Emil Frisk, Ed Tiemeyer



Western Marvels Draft Picks



Western Marvels 1908 Opening Day Lineup



- 1-Topsy Hartsel, CF
- 2-LJ Honeycutt, 3B
- 3-John Titus, LF
- 4-Tommy Leach, RF
- 5-Harry Bemis, C
- 6-Terry Turner, SS
- 7-Al Hoelskoetter, 2B
- 8-Kitty Bransfield, 1B
- 9-Ed Walsh, P

**Big Ed Walsh pitched 376
innings for the Marvel. His 24
wins were more than 40% of
the team's total as he fanned
173 opponents.**

**Wee Tommie Leach was the
leading hitter (.314), scoring 78
runs.**





27 Players	Tm	Lg	AVG	G	AB	R	H	2B	3B	HR	TB	RBI	SO	BB	ASB	SB	CS	SBP	GDP
LEACH, T.	WM	TCBA	.314	144	522	78	164	22	9	1	207	43	40	37	65	50	15	76.9	3
MADDOX, N.	WM	TCBA	.294	26	17	1	5	1	0	0	6	3	2	1	0	0	0	-	0
TITUS, J.	WM	TCBA	.293	140	501	54	147	25	15	2	208	60	47	42	5	3	2	60.0	3
DURBIN, K.	WM	TCBA	.283	32	46	4	13	0	0	0	13	1	9	3	0	0	0	-	2
BIRMINGHAM, J.	WM	TCBA	.239	130	447	42	107	11	11	0	140	30	71	9	41	30	11	73.2	9
BEMIS, H.	WM	TCBA	.234	123	414	28	97	11	0	0	108	41	37	23	3	1	2	33.3	13
HOELSKOETTER, A.	WM	TCBA	.232	135	505	42	117	6	1	3	134	28	69	35	3	1	2	33.3	10
TURNER, T.	WM	TCBA	.228	137	482	56	110	12	6	0	134	37	61	21	52	39	13	75.0	8
RICKEY, B.	WM	TCBA	.223	69	139	16	31	2	2	0	37	12	21	19	0	0	0	-	2
BRANSFIELD, K.	WM	TCBA	.221	144	516	36	114	25	2	0	143	50	67	33	5	2	3	40.0	11
GLADE, F.	WM	TCBA	.214	30	56	4	12	2	0	0	14	7	10	5	0	0	0	-	0
O'BRIEN, P.	WM	TCBA	.204	83	250	16	51	12	4	0	71	21	44	20	0	0	0	-	8
Honeycutt, L.	WM	TCBA	.202	127	511	34	103	20	3	2	135	40	99	25	0	0	0	-	9
FRISK, E.	WM	TCBA	.200	3	5	0	1	0	0	0	1	0	0	0	0	0	0	-	0
HEYDON, M.	WM	TCBA	.197	50	117	9	23	3	0	0	26	4	17	14	0	0	0	-	3
O'HARA, T.	WM	TCBA	.168	96	285	15	48	1	0	0	49	19	45	18	0	0	0	-	11
HOPKINS, B.	WM	TCBA	.167	57	132	15	22	9	0	0	31	6	17	21	1	1	0	100.0	0
HARRIS, J.	WM	TCBA	.167	26	12	0	2	1	0	0	3	1	2	4	0	0	0	-	0
LANFORD, S.	WM	TCBA	.136	29	44	4	6	0	0	0	6	4	4	0	0	0	0	-	1
PATTERSON, R.	WM	TCBA	.133	19	30	1	4	0	0	0	4	1	4	0	0	0	0	-	1
WALSH, E.	WM	TCBA	.126	46	111	8	14	1	1	3	26	4	17	1	0	0	0	-	0
HARTSEL, T.	MI	TCBA	.125	4	16	1	2	1	0	0	3	0	1	2	0	0	0	-	0
TAYLOR, D.	WM	TCBA	.109	23	46	1	5	0	0	0	5	1	9	6	0	0	0	-	1
MORGAN, C.	WM	TCBA	.071	27	56	0	4	0	0	0	4	2	12	4	0	0	0	-	0
DYGERT, J.	MI	TCBA	.000	1	2	0	0	0	0	0	0	0	1	0	0	0	0	-	0
MANNING, R.	WM	TCBA	.000	4	2	0	0	0	0	0	0	0	1	0	0	0	0	-	0
TIEMEYER, E.	WM	TCBA	.000	1	2	0	0	0	0	0	0	0	0	0	0	0	0	-	0
Western Marvels			.228	1706	5266	465	1202	165	54	11	1508	415	707	343	175	127	48	72.6	95



27 Players	Tm	Lg	AVG	OBP	SLG	OPS	ISO	SECA	TA	RCON	RC	RC/G	PA	IBB	HBP	SH	SF
LEACH, T.	WM	TCBA	.314	.356	.397	.753	.082	.220	.785	17.9	79.7	5.6	567	4	1	0	7
MADDOX, N.	WM	TCBA	.294	.333	.353	.686	.059	.118	.583	-0	2.2	4.0	21	0	0	3	0
TITUS, J.	WM	TCBA	.293	.348	.415	.763	.122	.208	.710	12.1	75.2	5.6	549	4	2	0	4
DURBIN, K.	WM	TCBA	.283	.340	.283	.623	.000	.065	.486	-.9	4.2	3.2	50	0	1	0	0
BIRMINGHAM, J.	WM	TCBA	.239	.259	.313	.572	.074	.136	.506	-19.5	34.2	2.6	460	1	3	0	1
BEMIS, H.	WM	TCBA	.234	.273	.261	.534	.027	.080	.398	-24.2	27.8	2.2	443	2	0	4	2
HOELSKOETTER, A.	WM	TCBA	.232	.281	.265	.547	.034	.101	.425	-27.1	37.3	2.5	541	0	0	1	0
TURNER, T.	WM	TCBA	.228	.262	.278	.540	.050	.147	.501	-23.1	36.2	2.4	514	0	3	2	5
RICKEY, B.	WM	TCBA	.223	.327	.266	.593	.043	.180	.536	-3.7	13.6	3.3	162	0	3	0	1
BRANSFIELD, K.	WM	TCBA	.221	.267	.277	.544	.056	.118	.428	-28.8	37.1	2.4	552	1	0	2	1
GLADE, F.	WM	TCBA	.214	.290	.250	.540	.036	.125	.455	-2.8	5.5	2.5	77	0	1	15	0
O'BRIEN, P.	WM	TCBA	.204	.260	.284	.544	.080	.160	.440	-13.4	18.1	2.3	277	0	0	3	3
Honeycutt, L.	WM	TCBA	.202	.237	.264	.501	.063	.112	.384	-36.0	31.6	2.0	540	0	0	0	4
FRISK, E.	WM	TCBA	.200	.200	.200	.400	.000	.000	.250	-.5	.2	1.4	5	0	0	0	0
HEYDON, M.	WM	TCBA	.197	.307	.222	.529	.026	.145	.464	-5.6	9.0	2.5	138	0	5	1	1
O'HARA, T.	WM	TCBA	.168	.224	.172	.396	.004	.067	.282	-29.9	10.5	1.1	310	1	3	2	2
HOPKINS, B.	WM	TCBA	.167	.321	.235	.556	.068	.235	.564	-4.1	12.9	3.1	165	0	9	3	0
HARRIS, J.	WM	TCBA	.167	.375	.250	.625	.083	.417	.700	.1	1.5	4.1	16	0	0	0	0
LANFORD, S.	WM	TCBA	.136	.152	.136	.289	.000	.000	.179	-6.4	.9	.6	46	0	1	0	1
PATTERSON, R.	WM	TCBA	.133	.133	.133	.267	.000	.000	.148	-4.7	.6	.5	35	0	0	5	0
WALSH, E.	WM	TCBA	.126	.142	.234	.376	.108	.117	.289	-13.4	4.7	1.0	141	0	1	28	0
HARTSEL, T.	MI	TCBA	.125	.222	.188	.410	.063	.188	.357	-1.6	.8	1.5	18	0	0	0	0
TAYLOR, D.	WM	TCBA	.109	.226	.109	.335	.000	.130	.286	-5.6	1.8	1.0	58	0	1	5	0
MORGAN, C.	WM	TCBA	.071	.133	.071	.205	.000	.071	.154	-9.8	1.0	.5	67	0	0	7	0
DYGERT, J.	MI	TCBA	.000	.000	.000	.000	.000	.000	.000	-.5	.0	.0	4	0	0	2	0
MANNING, R.	WM	TCBA	.000	.000	.000	.000	.000	.000	.000	-.5	.0	.0	2	0	0	0	0
TIEMEYER, E.	WM	TCBA	.000	.000	.000	.000	.000	.000	.000	-.5	.0	.0	2	0	0	0	0
Western Marvels			.228	.278	.286	.565	.058	.138	.478	-232.7	431.1	2.7	5760	13	34	83	32



11 Pitchers	Tm	Lg	W	L	PCT	SV	ERA	G	GS	CG	SHO	QS	IP	H	R	ER	HR	SO	BB
DYGERT, J.	MI	TCBA	1	0	1.000	0	.90	1	1	1	0	1	10.0	7	1	1	0	6	2
WALSH, E.	WM	TCBA	24	16	.600	0	1.58	46	44	29	9	36	376.0	262	96	66	2	173	74
MADDOX, N.	WM	TCBA	5	3	.625	1	2.02	26	0	0	0	0	58.0	37	16	13	0	58	19
TAYLOR, D.	WM	TCBA	4	12	.250	0	2.19	23	20	12	1	8	156.0	142	68	38	0	55	38
GLADE, F.	WM	TCBA	7	16	.304	0	2.88	29	27	13	2	14	209.1	193	99	67	4	60	55
MORGAN, C.	WM	TCBA	5	17	.227	1	3.30	27	24	12	2	13	185.2	177	89	68	2	94	59
DURBIN, K.	WM	TCBA	5	9	.357	1	4.71	32	9	2	0	1	124.1	163	83	65	1	56	51
PATTERSON, R.	WM	TCBA	4	11	.267	0	4.75	19	16	4	1	8	100.1	111	67	53	0	35	44
HARRIS, J.	WM	TCBA	1	4	.200	0	5.44	26	3	0	0	1	51.1	76	34	31	2	28	14
LANFORD, S.	WM	TCBA	3	7	.300	0	6.90	29	10	1	0	0	108.1	175	108	83	1	43	57
MANNING, R.	WM	TCBA	0	0	-	0	11.05	4	0	0	0	0	7.1	11	12	9	0	3	8
Western Marvels			59	95	.383	3	3.21	262	154	74	15	82	1386.2	1354	673	494	12	611	421

11 Pitchers	Tm	Lg	SUP/9	R/9	ERA	BF/9	BR/9	H/9	BB/9	SO/9	HR/9	ERPT	OBA	BF	BR	IBB	HB	WP	BK
DYGERT, J.	MI	TCBA	1.8	.90	.90	35.1	8.1	6.3	1.8	5.4	.00	2.2	.194	39	9	0	0	0	0
WALSH, E.	WM	TCBA	3.0	2.30	1.58	35.4	8.3	6.3	1.8	4.1	.05	54.9	.193	1479	346	0	10	4	0
MADDOX, N.	WM	TCBA	.0	2.48	2.02	36.0	8.5	5.7	2.5	9.0	.00	5.6	.181	232	55	3	2	1	0
TAYLOR, D.	WM	TCBA	2.4	3.92	2.19	38.1	10.4	8.2	1.8	3.2	.00	12.2	.239	660	180	6	6	2	0
GLADE, F.	WM	TCBA	3.1	4.26	2.88	38.2	11.1	8.3	2.4	2.6	.17	.3	.238	889	259	0	11	0	0
MORGAN, C.	WM	TCBA	2.0	4.31	3.30	37.7	11.7	8.6	2.8	4.6	.10	-8.3	.258	777	242	1	7	4	0
DURBIN, K.	WM	TCBA	1.6	6.01	4.71	42.9	15.6	11.8	3.5	4.1	.07	-25.0	.310	593	216	3	5	0	0
PATTERSON, R.	WM	TCBA	2.6	6.01	4.75	40.7	13.7	10.0	3.7	3.1	.00	-20.7	.276	454	153	3	1	3	0
HARRIS, J.	WM	TCBA	.4	5.96	5.44	43.1	16.3	13.3	2.3	4.9	.35	-14.5	.342	246	93	1	4	4	0
LANFORD, S.	WM	TCBA	3.1	8.97	6.90	46.2	19.6	14.5	4.7	3.6	.08	-48.2	.367	556	236	1	5	3	0
MANNING, R.	WM	TCBA	.0	14.73	11.05	54.0	23.3	13.5	9.8	3.7	.00	-6.6	.324	44	19	0	0	0	0
Western Marvels			2.4	4.37	3.21	38.7	11.7	8.8	2.6	4.0	.08	-48.1	.253	5969	1808	18	51	21	0




WELCOME TO
The
HISTORIC TOWN
of
HYDE PARK, N.Y.



Hyde Park

Hyde Park Vitamen Draft Picks

1-Bris Lord 2-Bobby Keefe 3-Henry Gehring 3a-Goat Anderson
4-Harry Hinchman 4a-Jack Burnett 5-Tony Smith 5a-Tex Erwin
6-Pete Lister 6a-Chet Chadbourne 7-Doc Tonkin
7a-Ernie Lindemann 8-Kid Butler 8a-Jack O'Connor




RESIDENCE OF FRANKLIN D. ROOSEVELT, HYDE PARK, N.Y.

Hyde Park Vitamen Starting Lineup for Opening Day 1908

1-Jimmy Sheckard, RF
4-Hal Chase, 1B
7-Harry Hinchman, 2B

2-Al Orth, P
5-Bobby Wallace, SS
8-Roy Hartzell, 3B

3-Wildfire Schulte, CF
6-Wid Conroy, LF
9-Billy Sullivan, C





Barney Peltz went 23-12 with a 2.08 ERA in 294 innings for the Vitamen. Jimmy Sheppard led the team with 31 doubles and 77 runs while batting .267.



29 Players	Tm	Lg	AVG	G	AB	R	H	2B	3B	HR	TB	RBI	SO	BB	ASB	SB	CS	SBP	GDP
TONKIN, D.	HP	TCBA	.667	7	3	0	2	0	0	0	2	0	0	0	0	0	0	-	0
LINDEMANN, E.	HP	TCBA	.500	3	4	0	2	0	0	0	2	0	1	0	0	0	0	-	0
BERRY, C.	HP	TCBA	.400	7	15	3	6	3	0	0	9	1	2	0	0	0	0	-	0
SCANLAN, D.	HP	TCBA	.349	20	43	12	15	1	2	0	20	10	5	10	1	1	0	100.0	0
CHADBOURNE, C.	HP	TCBA	.333	21	30	0	10	0	0	0	10	3	2	0	0	0	0	-	2
LISTER, P.	HP	TCBA	.301	26	73	3	22	3	0	0	25	7	2	2	0	0	0	-	1
SCHULTE, W.	HP	TCBA	.294	95	360	57	106	24	6	0	142	46	28	19	11	7	4	63.6	4
BURNETT, J.	HP	TCBA	.294	39	85	10	25	6	0	0	31	8	10	8	5	2	3	40.0	0
ORTH, A.	HP	TCBA	.292	42	130	19	38	10	0	1	51	15	15	4	1	1	0	100.0	5
CHASE, H.	HP	TCBA	.283	133	505	57	143	22	1	3	176	62	48	25	50	42	8	84.0	4
HARTZELL, R.	HP	TCBA	.268	117	384	41	103	11	4	0	122	49	60	26	0	0	0	-	3
SHECKARD, J.	HP	TCBA	.267	137	490	77	131	31	0	0	162	50	50	72	36	20	16	55.6	8
GEHRING, H.	HP	TCBA	.242	23	33	5	8	0	0	0	8	5	4	6	2	2	0	100.0	1
HINCHMAN, H.	HP	TCBA	.219	133	452	61	99	26	7	1	142	39	61	60	22	17	5	77.3	3
WALLACE, B.	HP	TCBA	.215	143	520	58	112	16	6	0	140	69	57	48	18	14	4	77.8	0
Braun, R.	HP	TCBA	.214	82	215	20	46	6	2	3	65	27	41	15	0	0	0	-	5
ANDERSON, G.	HP	TCBA	.207	102	294	49	61	3	0	0	64	14	48	66	17	13	4	76.5	3
CONROY, W.	HP	TCBA	.204	146	569	56	116	15	9	2	155	68	78	26	65	48	17	73.8	13
PELTY, B.	HP	TCBA	.200	37	105	7	21	0	0	0	21	4	19	5	2	2	0	100.0	2
O'CONNOR, J.	HP	TCBA	.200	4	5	1	1	0	0	0	1	0	0	0	0	0	0	-	0
SULLIVAN, B.	HP	TCBA	.185	150	507	39	94	13	6	0	119	36	82	37	6	4	2	66.7	12
SMITH, C.	HP	TCBA	.174	35	92	8	16	1	0	0	17	9	16	8	0	0	0	-	0
SMITH, T.	HP	TCBA	.173	27	52	8	9	0	1	0	11	1	13	8	1	1	0	100.0	1
LORD, H.	HP	TCBA	.169	29	71	7	12	2	0	0	14	7	9	3	0	0	0	-	3
JACOBSON, B.	HP	TCBA	.143	26	63	4	9	0	0	0	9	4	10	0	0	0	0	-	0
BUTLER, K.	HP	TCBA	.129	18	31	1	4	1	0	0	5	3	3	2	0	0	0	-	2
DUGGLEBY, B.	HP	TCBA	.000	14	16	0	0	0	0	0	0	0	3	1	0	0	0	-	0
KEEFE, B.	HP	TCBA	.000	19	3	0	0	0	0	0	0	0	0	0	0	0	0	-	0
ERWIN, T.	HP	TCBA	.000	1	1	0	0	0	0	0	0	0	0	1	0	0	0	-	0
Hyde Park Vitamen			.235	1636	5151	603	1211	194	44	10	1523	537	667	452	237	174	63	73.4	72

29 Players	Tm	Lg	AVG	OBP	SLG	OPS	ISO	SECA	TA	RCON	RC	RC/G	PA	IBB	HBP	SH	SF
TONKIN, D.	HP	TCBA	.667	.667	.667	1.333	.000	.000	2.000	.7	1.3	36.0	3	0	0	0	0
LINDEMANN, E.	HP	TCBA	.500	.500	.500	1.000	.000	.000	1.000	.4	1.0	13.5	4	0	0	0	0
BERRY, C.	HP	TCBA	.400	.400	.600	1.000	.200	.200	1.000	1.5	3.6	10.8	15	0	0	0	0
SCANLAN, D.	HP	TCBA	.349	.463	.465	.928	.116	.372	1.107	5.0	11.0	9.6	56	0	0	2	1
CHADBOURNE, C.	HP	TCBA	.333	.333	.333	.667	.000	.000	.455	-.4	2.7	3.2	31	0	0	1	0
LISTER, P.	HP	TCBA	.301	.316	.342	.658	.041	.068	.519	-.9	7.9	4.0	76	0	0	0	1
SCHULTE, W.	HP	TCBA	.294	.336	.394	.730	.100	.161	.656	4.1	48.3	4.8	393	0	4	9	1
BURNETT, J.	HP	TCBA	.294	.354	.365	.719	.071	.153	.667	.3	11.5	4.7	97	0	1	1	2
ORTH, A.	HP	TCBA	.292	.311	.392	.703	.100	.138	.577	.4	14.6	4.0	136	0	0	1	1
CHASE, H.	HP	TCBA	.283	.320	.349	.668	.065	.182	.660	3.5	61.9	4.3	552	4	4	14	4
HARTZELL, R.	HP	TCBA	.268	.325	.318	.642	.049	.117	.549	-5.7	43.1	3.8	440	2	8	17	4
SHECKARD, J.	HP	TCBA	.267	.370	.331	.701	.063	.218	.689	4.5	65.6	4.3	602	1	10	27	3
GEHRING, H.	HP	TCBA	.242	.359	.242	.601	.000	.242	.615	.0	3.8	3.5	42	0	0	3	0
HINCHMAN, H.	HP	TCBA	.219	.311	.314	.625	.095	.254	.612	-6.5	50.6	3.6	535	3	2	17	4
WALLACE, B.	HP	TCBA	.215	.276	.269	.545	.054	.165	.490	-24.0	44.5	2.8	583	4	0	2	12
Braun, R.	HP	TCBA	.214	.264	.302	.566	.088	.158	.460	-10.2	16.9	2.6	232	0	0	1	1
ANDERSON, G.	HP	TCBA	.207	.357	.218	.575	.010	.265	.608	-4.9	30.7	3.4	370	0	3	6	1
CONROY, W.	HP	TCBA	.204	.238	.272	.510	.069	.169	.476	-34.8	36.0	2.0	612	0	1	9	5
PELTY, B.	HP	TCBA	.200	.243	.200	.443	.000	.067	.337	-8.8	5.8	1.7	118	0	1	7	0
O'CONNOR, J.	HP	TCBA	.200	.333	.200	.533	.000	.000	.500	-.2	.4	2.8	6	0	1	0	0
SULLIVAN, B.	HP	TCBA	.185	.246	.235	.481	.049	.126	.389	-38.0	31.1	1.9	576	0	6	20	6
SMITH, C.	HP	TCBA	.174	.238	.185	.422	.011	.098	.329	-8.7	5.0	1.7	105	0	0	4	1
SMITH, T.	HP	TCBA	.173	.283	.212	.495	.038	.212	.455	-3.1	3.7	2.2	61	0	0	1	0
LORD, H.	HP	TCBA	.169	.213	.197	.411	.028	.070	.290	-7.2	2.7	1.1	77	0	1	2	0
JACOBSON, B.	HP	TCBA	.143	.143	.143	.286	.000	.000	.167	-9.4	1.5	.7	67	0	0	4	0
BUTLER, K.	HP	TCBA	.129	.182	.161	.343	.032	.097	.241	-3.9	.6	.6	33	1	0	0	0
DUGGLEBY, B.	HP	TCBA	.000	.059	.000	.059	.000	.063	.063	-3.7	.0	.1	18	0	0	1	0
KEEFE, B.	HP	TCBA	.000	.000	.000	.000	.000	.000	.000	-.8	.0	.0	3	0	0	0	0
ERWIN, T.	HP	TCBA	.000	.500	.000	.500	.000	1.000	1.000	.1	.1	3.5	2	0	0	0	0
Hyde Park Vitamen			.235	.300	.296	.595	.061	.170	.538	-150.5	494.6	3.1	5845	15	42	149	47



12 Pitchers	Tm	Lg	W	L	PCT	SV	ERA	G	GS	CG	SHO	QS	IP	H	R	ER	HR	SO	BB
PELTY, B.	HP	TCBA	23	12	.657	1	2.08	36	35	25	5	25	294.0	232	94	68	1	94	87
ORTH, A.	HP	TCBA	16	15	.516	3	2.11	38	31	22	4	18	277.2	230	109	65	3	91	70
GEHRING, H.	HP	TCBA	7	5	.583	4	2.15	23	9	6	1	4	100.1	99	41	24	0	34	27
SCANLAN, D.	HP	TCBA	11	5	.688	0	2.18	20	15	11	4	7	123.2	106	52	30	1	82	59
KEEFE, B.	HP	TCBA	3	0	1.000	2	2.25	19	0	0	0	0	24.0	23	11	6	0	11	13
SMITH, C.	HP	TCBA	14	18	.438	0	3.29	35	34	22	5	16	273.1	276	125	100	3	137	62
Braun, R.	HP	TCBA	0	0	-	0	3.96	15	0	0	0	0	38.2	48	20	17	0	21	6
JACOBSON, B.	HP	TCBA	7	12	.368	0	4.87	26	23	7	1	7	179.1	211	120	97	3	58	88
LINDEMANN, E.	HP	TCBA	0	1	.000	0	5.00	3	2	0	0	0	9.0	9	7	5	0	7	4
DUGGLEBY, B.	HP	TCBA	1	4	.200	0	5.33	14	5	2	0	1	52.1	66	38	31	1	15	21
TONKIN, D.	HP	TCBA	0	0	-	0	7.15	7	0	0	0	0	11.1	23	12	9	1	1	5
CONROY, W.	HP	TCBA	0	0	-	0	8.44	1	0	0	0	0	5.1	15	13	5	0	0	2
Hyde Park Vitamen			82	72	.532	10	2.96	237	154	95	20	78	1389.0	1338	642	457	13	551	444

12 Pitchers	Tm	Lg	SUP/9	R/9	ERA	BF/9	BR/9	H/9	BB/9	SO/9	HR/9	ERPT	OBA	BF	BR	IBB	HB	WP	BK
PELTY, B.	HP	TCBA	3.9	2.88	2.08	36.9	10.0	7.1	2.5	2.9	.03	26.5	.215	1206	326	4	11	4	0
ORTH, A.	HP	TCBA	3.6	3.53	2.11	37.4	10.1	7.5	2.2	2.9	.10	24.3	.222	1154	313	1	14	3	0
GEHRING, H.	HP	TCBA	3.0	3.68	2.15	38.6	11.3	8.9	2.2	3.0	.00	8.3	.255	430	126	3	3	4	0
SCANLAN, D.	HP	TCBA	6.3	3.78	2.18	38.9	12.4	7.7	4.2	6.0	.07	9.8	.234	534	171	1	7	0	0
KEEFE, B.	HP	TCBA	.0	4.13	2.25	39.4	13.1	8.6	4.5	4.1	.00	1.7	.267	105	35	1	0	2	0
SMITH, C.	HP	TCBA	3.8	4.12	3.29	37.7	11.2	9.1	2.0	4.5	.10	-12.1	.262	1145	339	2	3	3	0
Braun, R.	HP	TCBA	.0	4.66	3.96	41.7	13.5	11.2	1.4	4.9	.00	-4.6	.291	179	58	0	4	0	0
JACOBSON, B.	HP	TCBA	3.5	6.02	4.87	41.5	14.9	10.6	4.2	2.9	.15	-39.3	.296	826	296	4	1	6	0
LINDEMANN, E.	HP	TCBA	3.0	7.00	5.00	41.0	13.0	9.0	4.0	7.0	.00	-2.1	.257	41	13	0	0	0	0
DUGGLEBY, B.	HP	TCBA	1.4	6.54	5.33	42.8	15.1	11.4	3.6	2.6	.17	-14.2	.299	249	88	0	1	0	0
TONKIN, D.	HP	TCBA	.0	9.53	7.15	49.2	22.2	18.3	4.0	.8	.79	-5.4	.404	62	28	0	0	0	0
CONROY, W.	HP	TCBA	.0	21.94	8.44	57.4	28.7	25.3	3.4	.0	.00	-3.3	.469	34	17	0	0	0	0
Hyde Park Vitamen			3.6	4.16	2.96	38.7	11.7	8.7	2.8	3.6	.08	-10.4	.252	5965	1810	16	44	22	0

MIMOSA






McQuillan, p. Phila. Nat'l



Mimosa Mirthmakers Draft Picks


1-George McQuillan 2-Jim Stephens 4-Red Killefer 5-Elijah Jones
6-Hub Hart 7-Charlie Shields 8-Harl Maggert
XFA-Bill McCarthy, Bull Durham, George Craig




DURHAM, N. Y. NAT'L



STEPHENS, ST. LOUIS AMER.




Killefer, Washington Amer.




ELIJAH JONES
DETROIT AMER.



MAGGERT, OAKLAND, P. C. L.




Mimosa Mirthmaker Starting Lineup for Opening Day 1908



- 1-Jimmy Slagle, LF
- 2-Claude Ritchey, 2B
- 3-Fred Clarke, CF
- 4-Claude Rossman, 1B
- 5-Billy Coughlin, 3B
- 6-Joe Birmingham, RF
- 7-Jack Warner, C
- 8-Charley O'Leary, SS
- 9-Jack Powell, P

Jack Powell (19-8, 2.16) and Nick Altrock (18-6, 2.30 with 6 shutouts) led the Mirthmaker pitching staff while Topsy Hartsel (.330, 124 runs) and Ginger Beaumont (.309, 92 runs) were the leaders on offense. Fred Clarke (.288) drove in 94 runs.



33 Players	Tm	Lg	AVG	G	AB	R	H	2B	3B	HR	TB	RBI	SO	BB	ASB	SB	CS	SBP	GDP
HARTSEL, T.	MI	TCBA	.330	140	552	124	182	28	3	6	234	68	53	97	31	21	10	67.7	7
BEAUMONT, G.	MI	TCBA	.309	143	589	92	182	25	9	2	231	75	41	32	22	15	7	68.2	14
ROSSMAN, C.	MI	TCBA	.302	94	258	37	78	12	4	0	98	39	21	21	10	8	2	80.0	2
RICHIE, L.	MI	TCBA	.300	38	30	6	9	0	2	0	13	7	3	3	0	0	0	-	1
ANDERSON, J.	MI	TCBA	.294	87	313	39	92	9	4	0	109	36	27	22	16	12	4	75.0	3
CLARKE, F.	MI	TCBA	.288	141	518	86	149	21	12	2	200	94	53	66	45	33	12	73.3	1
SCHAEFER, G.	MI	TCBA	.286	72	231	42	66	9	2	1	82	29	23	21	15	9	6	60.0	4
BRAIN, D.	MI	TCBA	.283	109	445	56	126	22	9	10	196	83	37	15	3	3	0	100.0	5
LEWIS, P.	SO	TCBA	.279	12	43	3	12	0	1	0	14	4	5	3	2	1	1	50.0	1
MCGANN, D.	MI	TCBA	.277	65	213	32	59	6	1	1	70	30	16	33	10	7	3	70.0	4
SLAGLE, J.	PR	TCBA	.250	4	12	3	3	0	0	0	3	1	2	7	2	2	0	100.0	0
BIRMINGHAM, J.	WM	TCBA	.250	3	12	3	3	1	0	0	4	2	2	0	3	3	0	100.0	0
PATTEN, C.	MI	TCBA	.250	14	12	2	3	2	0	0	5	0	1	0	0	0	0	-	0
MCCARTHY, B.	MI	TCBA	.250	16	4	3	1	0	0	0	1	0	0	0	0	0	0	-	0
COUGHLIN, B.	BE	TCBA	.242	23	91	7	22	4	0	0	26	13	8	7	3	1	2	33.3	2
WARNER, J.	MI	TCBA	.239	99	331	22	79	7	0	0	86	38	27	25	2	2	0	100.0	7
RITCHEY, C.	MI	TCBA	.227	133	520	57	118	16	2	1	141	37	51	36	8	4	4	50.0	9
STEPHENS, J.	MI	TCBA	.224	65	183	22	41	9	2	0	54	17	28	24	2	1	1	50.0	5
Smith, L.	MI	TCBA	.208	33	48	3	10	2	0	0	12	3	7	3	0	0	0	-	4
O'LEARY, C.	MI	TCBA	.206	139	467	41	96	16	0	0	112	45	69	32	7	4	3	57.1	10
HART, H.	MI	TCBA	.189	35	74	4	14	1	0	0	15	8	5	2	1	1	0	100.0	1
ALTROCK, N.	MI	TCBA	.185	31	81	10	15	6	0	0	21	8	13	2	0	0	0	-	2
POWELL, J.	MI	TCBA	.172	33	93	5	16	0	0	0	16	4	12	5	1	1	0	100.0	0
REULBACH, E.	MI	TCBA	.169	30	71	7	12	3	0	0	15	3	14	6	0	0	0	-	6
LEEVEER, S.	MI	TCBA	.143	31	77	4	11	0	0	0	11	4	19	5	0	0	0	-	2
KILLEFER, R.	MI	TCBA	.111	5	9	2	1	0	0	0	1	0	3	0	0	0	0	-	1
DYGERT, J.	MI	TCBA	.051	34	99	5	5	0	3	0	11	4	10	7	0	0	0	-	2
STOVALL, G.	PR	TCBA	.000	1	4	0	0	0	0	0	0	0	0	0	0	0	0	-	0
CAMPBELL, B.	BE	TCBA	.000	2	2	0	0	0	0	0	0	0	2	0	0	0	0	-	0
DURHAM, B.	MI	TCBA	.000	4	2	0	0	0	0	0	0	0	1	0	0	0	0	-	0
MORGAN, C.	WM	TCBA	.000	1	1	0	0	0	0	0	0	0	0	0	0	0	0	-	0
JONES, E.	MI	TCBA	.000	3	1	0	0	0	0	0	0	0	0	0	0	0	0	-	0
MAGGERT, H.	SO	TCBA	-	1	0	1	0	0	0	0	0	0	0	0	0	0	0	-	0
Mimosa Mirthmakers			.261	1641	5386	718	1405	199	54	23	1781	652	553	474	183	128	55	69.9	93

33 Players	Tm	Lg	AVG	OBP	SLG	OPS	ISO	SECA	TA	RCON	RC	RC/G	PA	IBB	HBP	SH	SF
HARTSEL, T.	MI	TCBA	.330	.429	.424	.853	.094	.290	.915	41.0	109.9	7.6	658	1	2	2	4
BEAUMONT, G.	MI	TCBA	.309	.347	.392	.739	.083	.151	.659	9.6	78.0	4.9	632	5	4	2	4
ROSSMAN, C.	MI	TCBA	.302	.352	.380	.732	.078	.182	.696	5.7	37.5	5.1	296	2	1	12	4
RICHE, L.	MI	TCBA	.300	.364	.433	.797	.133	.233	.727	1.0	4.7	5.2	35	0	0	2	0
ANDERSON, J.	MI	TCBA	.294	.347	.348	.695	.054	.150	.645	2.1	39.9	4.7	340	1	4	0	1
CLARKE, F.	MI	TCBA	.288	.363	.386	.749	.098	.266	.785	16.8	81.8	5.6	598	1	1	3	10
SCHAEFER, G.	MI	TCBA	.286	.344	.355	.699	.069	.173	.640	.3	28.5	4.2	259	0	0	6	1
BRAIN, D.	MI	TCBA	.283	.305	.440	.745	.157	.198	.667	6.6	60.3	4.9	469	2	2	0	7
LEWIS, P.	SO	TCBA	.279	.326	.326	.652	.047	.116	.545	-1.0	4.4	3.5	47	0	0	1	0
MCGANN, D.	MI	TCBA	.277	.384	.329	.713	.052	.225	.720	5.3	30.5	5.0	256	0	6	1	3
SLAGLE, J.	PR	TCBA	.250	.526	.250	.776	.000	.750	1.333	2.0	3.1	9.3	19	0	0	0	0
BIRMINGHAM, J.	WM	TCBA	.250	.231	.333	.564	.083	.333	.778	.4	1.4	3.8	13	0	0	0	1
PATTEN, C.	MI	TCBA	.250	.250	.417	.667	.167	.167	.556	-.2	1.3	3.4	13	0	0	1	0
MCCARTHY, B.	MI	TCBA	.250	.250	.250	.500	.000	.000	.333	-.3	.3	2.3	4	0	0	0	0
COUGHLIN, B.	BE	TCBA	.242	.293	.286	.579	.044	.110	.466	-4.4	7.6	2.6	104	0	0	5	1
WARNER, J.	MI	TCBA	.239	.294	.260	.554	.021	.103	.448	-14.4	26.6	2.7	364	1	3	0	5
RITCHEY, C.	MI	TCBA	.227	.285	.271	.557	.044	.113	.453	-25.7	41.5	2.6	578	0	7	14	1
STEPHENS, J.	MI	TCBA	.224	.314	.295	.609	.071	.202	.534	-4.8	17.4	3.1	209	0	0	2	0
Smith, L.	MI	TCBA	.208	.250	.250	.500	.042	.104	.357	-3.2	2.3	1.4	52	0	0	0	1
O'LEARY, C.	MI	TCBA	.206	.261	.240	.501	.034	.105	.398	-31.5	29.7	2.0	512	5	5	2	6
HART, H.	MI	TCBA	.189	.211	.203	.413	.014	.054	.295	-7.3	3.4	1.4	80	0	0	4	0
ALTROCK, N.	MI	TCBA	.185	.241	.259	.501	.074	.099	.397	-5.6	5.3	1.9	95	0	4	8	0
POWELL, J.	MI	TCBA	.172	.230	.172	.402	.000	.065	.312	-9.3	4.6	1.5	105	0	2	5	0
REULBACH, E.	MI	TCBA	.169	.231	.211	.442	.042	.127	.323	-6.2	2.8	1.1	81	0	0	3	1
LEEVER, S.	MI	TCBA	.143	.190	.143	.333	.000	.065	.235	-9.8	2.6	.9	90	0	0	6	2
KILLEFER, R.	MI	TCBA	.111	.111	.111	.222	.000	.000	.111	-1.5	.0	.0	9	0	0	0	0
DYGERT, J.	MI	TCBA	.051	.112	.111	.223	.061	.131	.188	-17.2	1.5	.4	113	0	0	6	1
STOVALL, G.	PR	TCBA	.000	.000	.000	.000	.000	.000	.000	-1.0	.0	.0	4	0	0	0	0
CAMPBELL, B.	BE	TCBA	.000	.000	.000	.000	.000	.000	.000	-.5	.0	.0	3	0	0	1	0
DURHAM, B.	MI	TCBA	.000	.000	.000	.000	.000	.000	.000	-.5	.0	.0	2	0	0	0	0
MORGAN, C.	WM	TCBA	.000	.000	.000	.000	.000	.000	.000	-.3	.0	.0	2	0	0	1	0
JONES, E.	MI	TCBA	.000	.000	.000	.000	.000	.000	.000	-.3	.0	.0	1	0	0	0	0
MAGGERT, H.	SO	TCBA	-	-	-	-	-	-	-	.0	-	-	0	0	0	0	0
Mimosa Mirthmakers			.261	.322	.331	.653	.070	.171	.587	-54.1	601.2	3.8	6043	18	41	87	53



12 Pitchers	Tm	Lg	W	L	PCT	SV	ERA	G	GS	CG	SHO	QS	IP	H	R	ER	HR	SO	BB
CAMPBELL, B.	BE	TCBA	1	0	1.000	0	.82	2	1	1	0	1	11.0	5	2	1	0	2	4
DURHAM, B.	MI	TCBA	0	1	.000	1	1.17	4	0	0	0	0	7.2	9	4	1	0	2	4
REULBACH, E.	MI	TCBA	14	6	.700	0	1.74	30	24	14	2	17	201.1	139	54	39	0	120	56
POWELL, J.	MI	TCBA	19	8	.704	0	2.16	33	30	21	4	20	254.2	189	72	61	2	139	71
DYGERT, J.	MI	TCBA	16	12	.571	0	2.18	34	32	24	4	22	280.1	196	89	68	0	170	82
ALTROCK, N.	MI	TCBA	18	6	.750	0	2.30	31	27	20	6	20	230.2	212	70	59	0	56	41
LEEVEER, S.	MI	TCBA	17	10	.630	0	2.35	31	29	18	4	21	241.1	209	78	63	5	88	54
RICHE, L.	MI	TCBA	10	9	.526	5	3.38	38	6	4	1	2	117.1	82	55	44	0	42	44
MORGAN, C.	WM	TCBA	0	1	.000	0	3.86	1	1	0	0	1	7.0	7	3	3	0	4	1
PATTEN, C.	MI	TCBA	2	3	.400	1	4.71	14	3	3	0	2	42.0	46	24	22	0	14	11
JONES, E.	MI	TCBA	0	0	-	0	7.36	3	1	0	0	0	7.1	19	12	6	0	3	1
Smith, L.	MI	TCBA	0	1	.000	0	16.20	1	0	0	0	0	5.0	12	9	9	0	3	2
Mimosa Mirthmakers			97	57	.630	7	2.41	222	154	105	21	106	1405.2	1125	472	376	7	643	371

12 Pitchers	Tm	Lg	SUP/9	R/9	ERA	BF/9	BR/9	H/9	BB/9	SO/9	HR/9	ERPT	OBA	BF	BR	IBB	HB	WP	BK
CAMPBELL, B.	BE	TCBA	3.3	1.64	.82	31.9	7.4	4.1	3.3	1.6	.00	2.5	.147	39	9	0	0	0	0
DURHAM, B.	MI	TCBA	.0	4.70	1.17	39.9	15.3	10.6	4.7	2.3	.00	1.5	.300	34	13	0	0	0	0
REULBACH, E.	MI	TCBA	4.6	2.41	1.74	35.6	8.9	6.2	2.4	5.4	.00	25.7	.193	796	200	2	7	4	0
POWELL, J.	MI	TCBA	5.4	2.54	2.16	36.4	9.2	6.7	2.4	4.9	.07	20.9	.202	1030	260	3	3	1	3
DYGERT, J.	MI	TCBA	4.1	2.86	2.18	35.9	9.0	6.3	2.5	5.5	.00	22.1	.197	1118	280	4	6	8	0
ALTROCK, N.	MI	TCBA	4.7	2.73	2.30	36.7	10.0	8.3	1.5	2.2	.00	15.2	.242	941	256	3	6	2	0
LEEVEER, S.	MI	TCBA	3.8	2.91	2.35	36.8	10.0	7.8	1.8	3.3	.19	14.6	.231	987	267	5	9	1	0
RICHE, L.	MI	TCBA	2.6	4.22	3.38	36.7	9.9	6.3	3.2	3.2	.00	-6.3	.197	478	129	2	5	0	0
MORGAN, C.	WM	TCBA	1.3	3.86	3.86	37.3	10.3	9.0	1.3	5.1	.00	-.7	.250	29	8	0	0	0	0
PATTEN, C.	MI	TCBA	2.4	5.14	4.71	39.6	12.6	9.9	2.4	3.0	.00	-8.5	.275	185	59	0	2	4	0
JONES, E.	MI	TCBA	4.9	14.73	7.36	50.3	24.5	23.3	1.2	3.7	.00	-3.6	.487	41	20	0	0	0	0
Smith, L.	MI	TCBA	.0	16.20	16.20	50.4	25.2	21.6	3.6	5.4	.00	-7.4	.462	28	14	0	0	0	0
Mimosa Mirthmakers			4.2	3.02	2.41	36.5	9.7	7.2	2.3	4.1	.04	76.0	.217	5706	1515	19	38	20	3


MOUNTAINEERS




TURIN

Turin Mountaineers Draft Picks

1-Walter Johnson 2-John Hummell 2a-Danny Moeller 3-John Kane 4-
Roy Castleton 5-Izzy Hoffman 6-Mike Welday 7-Deacon McGuire 8-
Marc Campbell XFA-Frank Barberich



**TURIN MOUNTAINEERS
OPENING DAY 1908
STARTING LINEUP**




- 1-Solly Hofman, CF**
- 2-Red Murray, RF**
- 3-Larry McLean, C**
- 4-John Kane, LF**
- 5-John Hummel, 2B**
- 6-Bill Bradley, 3B**
- 7-Joe Hannifan, 1B**
- 8-Heinie Wagner, SS**
- 9-Eddie Plank, P**

Ed Karger (20-20, 1.99, 312.1 IP, 151 K), Cy Young (21-18, 2.56, 348.2 IP, 131 K) and Eddie Plank (21-18, 3.10, 339.1 IP, 192 K) combined for 1,000 INNINGS and 474 strikeouts!



KARGER, CINCINNATI

SWEET
CAPOR
CIGARET
The Statu
for Dea
BASE BALL S
150
SUBJEC



YOUNG, CLEVELAND



PLANK, PHILA. ATHL.



28 Players	Tm	Lg	AVG	G	AB	R	H	2B	3B	HR	TB	RBI	SO	BB	ASB	SB	CS	SBP	GDP
MCGUIRE, D.	TU	TCBA	.667	3	6	3	4	2	0	1	9	2	1	0	0	0	0	-	0
HOFMAN, S.	TU	TCBA	.298	128	477	59	142	14	3	0	162	44	41	35	49	39	10	79.6	3
SPENCER, T.	TU	TCBA	.279	82	233	22	65	14	0	1	82	27	18	11	1	1	0	100.0	4
MCLEAN, L.	TU	TCBA	.272	125	371	40	101	11	6	0	124	30	32	14	5	5	0	100.0	5
LAPORTE, F.	TU	TCBA	.258	135	472	53	122	22	7	0	158	45	46	25	15	11	4	73.3	5
MURRAY, R.	TU	TCBA	.252	131	473	63	119	13	10	5	167	61	45	33	38	29	9	76.3	4
HUMMEL, J.	TU	TCBA	.251	133	470	57	118	20	6	7	171	59	67	35	15	13	2	86.7	5
YOUNG, C.	TU	TCBA	.250	48	116	13	29	3	0	0	32	12	20	4	3	2	1	66.7	3
KANE, J.	TU	TCBA	.238	86	231	33	55	8	3	3	78	26	31	26	25	20	5	80.0	1
WAGNER, H.	TU	TCBA	.235	149	459	58	108	11	8	1	138	40	65	33	19	12	7	63.2	10
HOFFMAN, I.	TU	TCBA	.218	45	87	7	19	2	1	0	23	8	9	5	4	3	1	75.0	0
HANNIFIN, J.	TU	TCBA	.217	153	520	40	113	33	9	1	167	60	63	44	10	7	3	70.0	4
SMITH, H.	TU	TCBA	.205	35	39	4	8	2	0	0	10	1	6	8	0	0	0	-	0
BARRETT, J.	TU	TCBA	.201	116	333	31	67	6	6	1	88	29	51	34	0	0	0	-	8
WELDAY, M.	TU	TCBA	.200	26	40	6	8	2	0	0	10	4	7	8	0	0	0	-	1
MOELLER, D.	TU	TCBA	.188	34	48	3	9	0	0	0	9	5	8	5	5	3	2	60.0	0
PLANK, E.	TU	TCBA	.181	48	105	14	19	2	0	1	24	6	15	6	0	0	0	-	0
KARGER, E.	TU	TCBA	.165	47	85	11	14	3	0	0	17	4	16	4	0	0	0	-	2
BRADLEY, B.	TU	TCBA	.162	118	266	25	43	9	0	0	52	24	48	15	20	14	6	70.0	2
Pio, P.	TU	TCBA	.154	74	130	9	20	2	1	2	30	12	33	8	0	0	0	-	6
GLAZE, R.	TU	TCBA	.136	47	22	1	3	1	0	0	4	1	4	0	0	0	0	-	0
PFEFFER, B.	TU	TCBA	.125	19	16	0	2	1	0	0	3	1	1	2	0	0	0	-	1
LORD, B.	TU	TCBA	.121	47	58	4	7	0	0	0	7	4	4	8	1	0	1	.0	1
JOHNSON, W.	TU	TCBA	.100	36	30	1	3	0	0	0	3	1	5	2	0	0	0	-	0
TANNEHILL, J.	TU	TCBA	.074	42	27	0	2	0	0	0	2	0	3	3	0	0	0	-	0
CAMPBELL, M.	TU	TCBA	.000	4	6	0	0	0	0	0	0	0	1	2	0	0	0	-	0
EUBANK, J.	TU	TCBA	.000	20	3	0	0	0	0	0	0	0	0	0	0	0	0	-	0
BARBERICH, F.	TU	TCBA	.000	4	2	0	0	0	0	0	0	0	1	0	0	0	0	-	0
Turin Mountaineers			.234	1935	5125	557	1200	181	60	23	1570	506	641	370	210	159	51	75.7	65



28 Players	Tm	Lg	AVG	OBP	SLG	OPS	ISO	SECA	TA	RCON	RC	RC/G	PA	IBB	HBP	SH	SF
MCGUIRE, D.	TU	TCBA	.667	.667	1.500	2.167	.833	.833	4.500	3.0	6.0	81.0	6	0	0	0	0
HOFMAN, S.	TU	TCBA	.298	.342	.340	.681	.042	.176	.678	5.3	62.4	4.5	536	0	0	18	6
SPENCER, T.	TU	TCBA	.279	.333	.352	.685	.073	.124	.599	.5	28.4	4.3	261	1	9	6	2
MCLEAN, L.	TU	TCBA	.272	.301	.334	.635	.062	.113	.527	-7.2	38.0	3.7	390	0	2	1	2
LAPORTE, F.	TU	TCBA	.258	.297	.335	.632	.076	.144	.552	-9.5	49.2	3.6	516	1	4	8	7
MURRAY, R.	TU	TCBA	.252	.301	.353	.654	.101	.214	.629	-4.2	53.5	3.8	520	1	2	8	4
HUMMEL, J.	TU	TCBA	.251	.304	.364	.667	.113	.211	.618	-1.7	55.8	4.0	529	2	3	15	6
YOUNG, C.	TU	TCBA	.250	.281	.276	.557	.026	.069	.429	-5.7	9.2	2.4	133	0	1	12	0
KANE, J.	TU	TCBA	.238	.341	.338	.678	.100	.277	.742	3.7	31.8	4.5	275	0	11	5	2
WAGNER, H.	TU	TCBA	.235	.285	.301	.586	.065	.148	.497	-18.6	38.9	2.8	502	2	0	7	2
HOFFMAN, I.	TU	TCBA	.218	.258	.264	.522	.046	.126	.449	-5.1	6.5	2.5	93	0	0	0	1
HANNIFIN, J.	TU	TCBA	.217	.284	.321	.605	.104	.196	.541	-15.8	51.2	3.2	592	2	6	17	4
SMITH, H.	TU	TCBA	.205	.380	.256	.636	.051	.256	.677	.2	5.0	4.2	51	0	3	1	0
BARRETT, J.	TU	TCBA	.201	.277	.264	.541	.063	.165	.453	-17.5	26.4	2.4	390	0	2	18	3
WELDAY, M.	TU	TCBA	.200	.333	.250	.583	.050	.250	.545	-1.0	3.9	3.1	49	0	0	1	0
MOELLER, D.	TU	TCBA	.188	.264	.188	.452	.000	.125	.415	-4.3	2.7	1.8	53	0	0	0	0
PLANK, E.	TU	TCBA	.181	.225	.229	.454	.048	.105	.349	-9.2	6.8	1.8	129	0	0	18	0
KARGER, E.	TU	TCBA	.165	.250	.200	.450	.035	.082	.370	-7.0	5.7	1.7	115	0	6	19	1
BRADLEY, B.	TU	TCBA	.162	.219	.195	.415	.034	.120	.377	-25.4	13.6	1.5	304	0	6	12	5
Pio, P.	TU	TCBA	.154	.213	.231	.444	.077	.138	.345	-11.9	5.7	1.3	142	0	2	1	1
GLAZE, R.	TU	TCBA	.136	.136	.182	.318	.045	.045	.211	-3.0	.7	.8	26	0	0	4	0
PFEFFER, B.	TU	TCBA	.125	.222	.188	.410	.063	.188	.333	-1.6	.6	1.1	19	0	0	1	0
LORD, B.	TU	TCBA	.121	.235	.121	.356	.000	.121	.302	-7.2	2.5	1.1	74	0	1	6	1
JOHNSON, W.	TU	TCBA	.100	.156	.100	.256	.000	.067	.185	-4.7	1.0	.7	40	0	0	8	0
TANNEHILL, J.	TU	TCBA	.074	.167	.074	.241	.000	.111	.200	-4.3	.5	.6	31	0	0	1	0
CAMPBELL, M.	TU	TCBA	.000	.250	.000	.250	.000	.333	.333	-8	.1	.6	8	0	0	0	0
EUBANK, J.	TU	TCBA	.000	.000	.000	.000	.000	.000	.000	-8	.0	.0	4	0	0	1	0
BARBERICH, F.	TU	TCBA	.000	.000	.000	.000	.000	.000	.000	-5	.0	.0	2	0	0	0	0
Turin Mountaineers			.234	.291	.306	.597	.072	.165	.534	-154.2	492.1	3.1	5790	9	58	188	47



11 Pitchers	Tm	Lg	W	L	PCT	SV	ERA	G	GS	CG	SHO	QS	IP	H	R	ER	HR	SO	BB
BARBERICH, F.	TU	TCBA	0	0	-	0	.00	4	0	0	0	0	6.2	8	4	0	0	1	3
GLAZE, R.	TU	TCBA	2	5	.286	8	1.66	47	8	5	1	5	103.0	75	34	19	0	54	40
TANNEHILL, J.	TU	TCBA	5	0	1.000	1	1.67	41	0	0	0	0	70.0	65	22	13	2	28	14
KARGER, E.	TU	TCBA	20	20	.500	0	1.99	47	42	16	5	24	312.1	233	109	69	2	151	92
YOUNG, C.	TU	TCBA	21	18	.538	2	2.56	48	46	20	5	26	348.2	303	135	99	2	131	58
EUBANK, J.	TU	TCBA	0	1	.000	1	3.04	20	1	0	0	0	26.2	19	12	9	0	9	11
JOHNSON, W.	TU	TCBA	8	12	.400	5	3.08	36	10	5	1	5	122.2	117	58	42	2	94	40
PLANK, E.	TU	TCBA	21	18	.538	0	3.10	48	45	13	2	27	339.1	281	145	117	5	192	116
LORD, B.	TU	TCBA	0	0	-	0	3.86	4	0	0	0	0	4.2	12	9	2	0	4	2
Pio, P.	TU	TCBA	0	0	-	0	4.50	2	0	0	0	0	2.0	3	1	1	0	0	0
PFEFFER, B.	TU	TCBA	1	2	.333	0	4.81	19	2	0	0	0	43.0	53	33	23	0	27	25
Turin Mountaineers			78	76	.506	17	2.57	316	154	59	14	87	1379.0	1169	562	394	13	691	401

11 Pitchers	Tm	Lg	SUP/9	R/9	ERA	BF/9	BR/9	H/9	BB/9	SO/9	HR/9	ERPT	OBA	BF	BR	IBB	HB	WP	BK
BARBERICH, F.	TU	TCBA	.0	5.40	.00	39.1	14.8	10.8	4.0	1.4	.00	2.1	.308	29	11	0	0	0	0
GLAZE, R.	TU	TCBA	1.3	2.97	1.66	38.2	9.5	6.6	2.8	4.7	.00	14.1	.196	437	109	8	2	3	0
TANNEHILL, J.	TU	TCBA	.0	2.83	1.67	38.3	9.8	8.4	1.2	3.6	.26	9.5	.234	298	76	5	2	0	0
KARGER, E.	TU	TCBA	3.3	3.14	1.99	36.7	9.2	6.7	2.2	4.4	.06	31.4	.202	1275	320	14	9	6	0
YOUNG, C.	TU	TCBA	4.0	3.48	2.56	37.1	9.4	7.8	1.2	3.4	.05	13.1	.229	1436	366	10	15	6	0
EUBANK, J.	TU	TCBA	.3	4.05	3.04	38.5	10.1	6.4	3.7	3.0	.00	-.4	.192	114	30	0	0	0	0
JOHNSON, W.	TU	TCBA	1.2	4.26	3.08	38.7	11.4	8.6	2.6	6.9	.15	-2.6	.245	528	155	4	2	9	0
PLANK, E.	TU	TCBA	3.7	3.85	3.10	37.7	10.7	7.5	2.7	5.1	.13	-7.9	.225	1422	402	13	18	2	1
LORD, B.	TU	TCBA	.0	17.36	3.86	55.9	27.0	23.1	3.9	7.7	.00	-.5	.444	29	14	0	0	0	0
Pio, P.	TU	TCBA	.0	4.50	4.50	36.0	13.5	13.5	.0	.0	.00	-.4	.375	8	3	0	0	0	0
PFEFFER, B.	TU	TCBA	1.3	6.91	4.81	43.7	16.7	11.1	5.2	5.7	.00	-9.2	.296	209	80	0	2	0	0
Turin Mountaineers			2.9	3.67	2.57	37.8	10.2	7.6	2.3	4.5	.08	49.4	.225	5785	1566	54	50	26	1



WRETFORD

WRETFORD

WRETFORD





HIGHLANDERS



Hereford Highlanders Draft Picks

- 1-Dode Paskert
- 2-Tex Pruiett
- 4-Ray Tift
- 5-John Bell (aka Rudy Baerwald)
- 6-Sam Hope
- 7-Kid Gleason
- 8-Frank Burke







- 1-Ed Hahn, CF
- 2-Jimmy Collins, 3B
- 3-Harry Davis, 1B
- 4-Harry Lumley, RF
- 5-Charley Jones, LF
- 6-Red Kleinow, C
- 7-Hans Lobert, SS
- 8-Tommy Corcoran, 2B
- 9-Vic Willis, P

**Starting Lineup
Opening Day 1908
Hereford
Highlanders**

Ed Hahn (.261, 119 runs and Harry Davis (.282, 44 2b, 102 RBI) were top hitters. On the mound, Vic Willis (22-12, 1.92, 148 K) and Orval Overall (19-15, 2.15, 177 K) led the way.



HAHN, CHICAGO AMER.



H. DAVIS, PHILA. AMER.



WILLIS, ST. LOUIS NAT'L



OVERALL, CHICAGO NAT'L



26 Players	Tm	Lg	AVG	G	AB	R	H	2B	3B	HR	TB	RBI	SO	BB	ASB	SB	CS	SBP	GDP
BELL, J.	HH	TCBA	.353	24	34	8	12	1	2	0	17	4	6	3	0	0	0	-	0
PASKERT, D.	HH	TCBA	.288	28	59	8	17	7	0	0	24	11	6	2	2	2	0	100.0	0
COLLINS, J.	HH	TCBA	.285	135	537	61	153	30	1	0	185	72	37	29	8	5	3	62.5	9
DAVIS, H.	HH	TCBA	.282	147	593	90	167	44	7	8	249	102	44	49	15	8	7	53.3	13
STRANG, S.	HH	TCBA	.278	99	295	66	82	20	4	3	119	42	26	50	16	14	2	87.5	5
JONES, C.	HH	TCBA	.273	122	444	46	121	14	6	0	147	52	38	21	27	22	5	81.5	2
HAHN, E.	HH	TCBA	.261	154	605	119	158	11	2	0	173	47	64	66	29	20	9	69.0	3
KLEINOW, R.	HH	TCBA	.261	85	253	29	66	5	2	0	75	22	26	25	3	2	1	66.7	4
CORCORAN, T.	HH	TCBA	.260	69	250	22	65	10	3	0	81	32	19	9	7	4	3	57.1	6
MORAN, P.	HH	TCBA	.259	74	224	17	58	7	1	1	70	21	29	18	2	2	0	100.0	4
OVERALL, O.	HH	TCBA	.253	36	95	16	24	4	3	0	34	13	14	6	0	0	0	-	3
LOBERT, H.	HH	TCBA	.241	148	539	66	130	6	14	1	167	80	74	35	22	18	4	81.8	12
LUMLEY, H.	HH	TCBA	.239	116	472	58	113	17	5	11	173	77	47	22	8	5	3	62.5	6
HOLLY, E.	HH	TCBA	.228	87	294	36	67	4	1	0	73	25	36	19	12	8	4	66.7	4
WILLIS, V.	HH	TCBA	.223	40	112	10	25	0	0	0	25	9	15	10	4	1	3	25.0	3
LUSH, J.	HH	TCBA	.218	34	87	10	19	4	1	0	25	3	11	4	3	3	0	100.0	1
Lyon, D.	HH	TCBA	.176	69	153	9	27	7	0	2	40	13	32	9	0	0	0	-	3
PHELPS, E.	HH	TCBA	.176	23	51	7	9	1	0	0	10	4	7	4	0	0	0	-	1
RHOADS, B.	HH	TCBA	.149	35	94	8	14	5	0	0	19	6	18	5	0	0	0	-	3
BAY, H.	HH	TCBA	.118	17	34	6	4	0	0	0	4	1	7	4	2	2	0	100.0	1
PRUIETT, T.	HH	TCBA	.098	29	41	0	4	0	0	0	4	3	9	0	0	0	0	-	0
MOORE, E.	HH	TCBA	.000	22	12	0	0	0	0	0	0	0	1	0	0	0	0	-	1
GRIFFITH, C.	HH	TCBA	.000	13	5	1	0	0	0	0	0	0	0	0	0	0	0	-	0
GLEASON, K.	HH	TCBA	.000	1	1	0	0	0	0	0	0	0	0	0	0	0	0	-	0
HOPE, S.	HH	TCBA	.000	14	1	0	0	0	0	0	0	0	0	0	0	0	0	-	0
TIFT, R.	HH	TCBA	.000	10	1	0	0	0	0	0	0	0	0	0	0	0	0	-	0
Hereford Highlanders			.253	1631	5286	693	1335	197	52	26	1714	639	566	390	160	116	44	72.5	84

26 Players	Tm	Lg	AVG	OBP	SLG	OPS	ISO	SECA	TA	RCON	RC	RC/G	PA	IBB	HBP	SH	SF
BELL, J.	HH	TCBA	.353	.436	.500	.936	.147	.235	1.000	3.1	8.0	9.8	39	0	2	0	0
PASKERT, D.	HH	TCBA	.288	.306	.407	.713	.119	.186	.667	1.0	8.0	5.0	62	0	0	0	1
COLLINS, J.	HH	TCBA	.285	.321	.345	.665	.060	.117	.561	-4.6	60.4	3.9	586	1	3	9	8
DAVIS, H.	HH	TCBA	.282	.336	.420	.756	.138	.223	.693	12.1	82.7	4.9	657	0	3	5	7
STRANG, S.	HH	TCBA	.278	.399	.403	.802	.125	.336	.877	19.1	54.0	6.6	356	0	10	0	1
JONES, C.	HH	TCBA	.273	.302	.331	.633	.059	.144	.579	-6.1	48.4	3.8	477	1	1	4	7
HAHN, E.	HH	TCBA	.261	.359	.286	.645	.025	.152	.630	-1.9	72.6	4.2	711	1	30	4	6
KLEINOW, R.	HH	TCBA	.261	.329	.296	.625	.036	.138	.536	-5.0	26.0	3.6	283	1	1	3	1
CORCORAN, T.	HH	TCBA	.260	.284	.324	.608	.064	.104	.485	-8.9	21.5	2.9	264	3	0	3	2
MORAN, P.	HH	TCBA	.259	.310	.313	.623	.054	.143	.529	-4.4	22.8	3.5	246	0	0	1	3
OVERALL, O.	HH	TCBA	.253	.301	.358	.659	.105	.168	.554	-1.4	10.2	3.3	111	0	1	8	1
LOBERT, H.	HH	TCBA	.241	.294	.310	.604	.069	.160	.539	-14.1	51.9	3.2	603	0	9	11	8
LUMLEY, H.	HH	TCBA	.239	.271	.367	.638	.127	.178	.546	-11.6	47.0	3.3	507	0	1	6	6
HOLLY, E.	HH	TCBA	.228	.279	.248	.527	.020	.099	.438	-16.8	21.6	2.4	322	0	3	3	3
WILLIS, V.	HH	TCBA	.223	.285	.223	.508	.000	.071	.387	-8.4	7.2	1.9	130	0	0	7	1
LUSH, J.	HH	TCBA	.218	.250	.287	.537	.069	.149	.464	-4.1	6.7	2.6	92	0	0	0	1
Lyon, D.	HH	TCBA	.176	.221	.261	.482	.085	.144	.380	-11.8	8.7	1.8	163	0	0	0	1
PHELPS, E.	HH	TCBA	.176	.283	.196	.479	.020	.098	.419	-3.4	3.4	2.1	60	0	4	0	1
RHOADS, B.	HH	TCBA	.149	.192	.202	.394	.053	.106	.289	-10.2	3.7	1.1	108	0	0	9	0
BAY, H.	HH	TCBA	.118	.250	.118	.368	.000	.176	.387	-3.1	1.6	1.3	41	0	2	1	0
PRUIETT, T.	HH	TCBA	.098	.095	.098	.193	.000	.000	.108	-7.4	.5	.3	43	0	0	1	1
MOORE, E.	HH	TCBA	.000	.000	.000	.000	.000	.000	.000	-3.0	-0	-0	12	0	0	0	0
GRIFFITH, C.	HH	TCBA	.000	.000	.000	.000	.000	.000	.000	-1.3	.0	.0	5	0	0	0	0
GLEASON, K.	HH	TCBA	.000	.000	.000	.000	.000	.000	.000	-3	.0	.0	1	0	0	0	0
HOPE, S.	HH	TCBA	.000	.000	.000	.000	.000	.000	.000	-3	.0	.0	1	0	0	0	0
TIFT, R.	HH	TCBA	.000	.000	.000	.000	.000	.000	.000	-3	.0	.0	1	0	0	0	0
Hereford Highlanders			.253	.309	.324	.633	.072	.159	.561	-92.9	556.2	3.6	5881	7	70	75	59



11 Pitchers	Tm	Lg	W	L	PCT	SV	ERA	G	GS	CG	SHO	QS	IP	H	R	ER	HR	SO	BB
BELL, J.	HH	TCBA	0	0	-	1	.00	1	0	0	0	0	1.0	1	0	0	0	0	0
WILLIS, V.	HH	TCBA	22	12	.647	2	1.92	40	36	27	6	26	313.2	254	101	67	0	148	66
HOPE, S.	HH	TCBA	2	0	1.000	2	1.99	14	0	0	0	0	22.2	22	8	5	1	7	3
OVERALL, O.	HH	TCBA	19	15	.559	0	2.15	36	36	22	4	21	289.0	214	103	69	6	177	64
TIFT, R.	HH	TCBA	1	0	1.000	1	2.53	10	0	0	0	0	10.2	15	3	3	0	4	0
LUSH, J.	HH	TCBA	15	14	.517	0	2.92	31	26	18	1	13	225.0	190	100	73	1	113	95
RHOADS, B.	HH	TCBA	13	18	.419	0	3.15	35	35	19	1	16	280.0	266	138	98	1	110	79
MOORE, E.	HH	TCBA	1	2	.333	1	3.40	22	2	1	0	2	47.2	56	26	18	1	25	24
PRUIETT, T.	HH	TCBA	7	10	.412	2	4.57	29	17	5	0	7	128.0	147	82	65	0	45	61
Lyon, D.	HH	TCBA	1	1	.500	0	4.88	7	2	0	0	1	24.0	32	16	13	0	6	9
GRIFFITH, C.	HH	TCBA	0	1	.000	0	5.96	13	0	0	0	0	22.2	33	18	15	0	16	9
Hereford Highlanders			81	73	.526	9	2.81	238	154	92	12	86	1364.1	1230	595	426	10	651	410


11 Pitchers	Tm	Lg	SUP/9	R/9	ERA	BF/9	BR/9	H/9	BB/9	SO/9	HR/9	ERPT	OBA	BF	BR	IBB	HB	WP	BK
BELL, J.	HH	TCBA	.0	.00	.00	36.0	9.0	9.0	.0	.0	.00	.3	.250	4	1	0	0	0	0
WILLIS, V.	HH	TCBA	5.0	2.90	1.92	36.9	9.6	7.3	1.9	4.2	.00	33.9	.217	1285	334	0	14	1	0
HOPE, S.	HH	TCBA	.0	3.18	1.99	37.7	9.9	8.7	.8	2.8	.40	2.3	.247	95	25	1	1	0	1
OVERALL, O.	HH	TCBA	4.2	3.21	2.15	36.5	8.9	6.7	2.0	5.5	.19	23.9	.200	1171	286	1	9	5	0
TIFT, R.	HH	TCBA	.0	2.53	2.53	37.1	12.7	12.7	.0	3.4	.00	.4	.341	44	15	0	0	0	0
LUSH, J.	HH	TCBA	4.6	4.00	2.92	38.9	12.0	7.6	3.8	4.5	.04	-.7	.230	972	301	0	16	6	1
RHOADS, B.	HH	TCBA	4.4	4.44	3.15	38.7	11.6	8.6	2.5	3.5	.03	-8.0	.249	1203	361	0	16	7	0
MOORE, E.	HH	TCBA	.6	4.91	3.40	41.3	15.5	10.6	4.5	4.7	.19	-2.7	.299	219	82	0	2	2	0
PRUIETT, T.	HH	TCBA	3.6	5.77	4.57	42.0	15.0	10.3	4.3	3.2	.00	-23.8	.285	597	213	0	5	7	1
Lyon, D.	HH	TCBA	1.5	6.00	4.88	43.5	15.4	12.0	3.4	2.3	.00	-5.3	.302	116	41	0	0	0	0
GRIFFITH, C.	HH	TCBA	.0	7.15	5.96	43.7	16.7	13.1	3.6	6.4	.00	-7.7	.340	110	42	0	0	0	0
Hereford Highlanders			4.1	3.92	2.81	38.4	11.2	8.1	2.7	4.3	.07	12.7	.238	5816	1701	2	63	28	3



CLEVELAND NAPS



COVELESKIE, CINCINNATI NAT'L



Cleveland Naps Draft Picks


- 1-Harry Coveleski
- 2-Al Shaw
- 3-Bill McGill
- 4-Roy Beecher
- 5-Bill Otey
- 6-Nig Perrine
- 7-Henry Mathewson
- 8-Billy Kelsey




**1908 Opening Day
Starting Lineup
CLEVELAND NAPS**



STEINFELDT, CHICAGO NAT'L



BRIDWELL, N. Y. NAT'L



OLDRING, PHILA. AVES.




CONGALTON, COLUMBUS



HEMPHILL, N. Y. AVES.




EVERS, CHICAGO NAT'L



TENNEY, N. Y. NAT'L





MATHEWSON, N. Y. NAT'L



SCHLEI, N. Y. NAT'L

- 1-Fred Tenney, 1B**
- 2-Charlie Hemphill, RF**
- 3-Harry Steinfeldt, 3B**
- 4-Rube Oldring, LF**
- 5-Bunk Congalton, CF**
- 6-Johnny Evers, 2B**
- 7-Admiral Schlei, C**
- 8-Al Bridwell, SS**
- 9-Christy Mathewson, P**

Jeff Pfiester (20-5, 1.38, 110 K) and Christy Mathewson (25-13, 2.20, 224 K) led the Nap pitching staff. Fred Tenney (.268) scored 110 runs. Harry Steinfeldt (.252) drove in 95 runs.





26 Players	Tm	Lg	AVG	G	AB	R	H	2B	3B	HR	TB	RBI	SO	BB	ASB	SB	CS	SBP	GDP
COVELESKI, H.	CL	TCBA	.400	13	5	1	2	0	0	0	2	0	1	1	0	0	0	-	2
BERNHARD, B.	CL	TCBA	.333	15	12	0	4	2	0	0	6	3	2	0	0	0	0	-	0
OLDRING, R.	CL	TCBA	.318	96	346	48	110	21	4	0	139	45	29	8	38	29	9	76.3	6
ODWELL, F.	CL	TCBA	.284	79	225	37	64	5	6	0	81	36	27	26	19	13	6	68.4	1
CONGALTON, B.	CL	TCBA	.275	134	513	53	141	8	3	2	161	64	37	24	15	11	4	73.3	7
TENNEY, F.	CL	TCBA	.268	150	552	110	148	23	8	0	187	44	59	110	35	23	12	65.7	4
SCHLEI, A.	CL	TCBA	.253	94	253	25	64	2	3	0	72	36	30	24	3	2	1	66.7	6
STEINFELDT, H.	CL	TCBA	.252	147	555	63	140	20	4	0	168	95	56	35	23	17	6	73.9	5
Hobbs, R.	CL	TCBA	.250	61	152	13	38	4	1	2	50	18	26	11	0	0	0	-	8
SHAW, A.	CL	TCBA	.250	27	24	1	6	0	0	0	6	5	2	2	1	0	1	.0	1
HEMPHILL, C.	CL	TCBA	.248	153	617	90	153	9	5	0	172	45	59	54	25	18	7	72.0	5
EVERS, J.	CL	TCBA	.240	142	509	63	122	22	4	3	161	57	55	35	54	44	10	81.5	11
HINCHMAN, B.	CL	TCBA	.222	66	176	20	39	10	2	0	53	14	21	22	6	4	2	66.7	4
BRIDWELL, A.	CL	TCBA	.177	153	520	48	92	7	2	0	103	52	77	73	9	5	4	55.6	11
BERGEN, B.	CL	TCBA	.173	77	214	15	37	3	0	0	40	18	24	10	3	2	1	66.7	5
MATHEWSON, C.	CL	TCBA	.171	41	117	15	20	3	1	0	25	7	17	11	0	0	0	-	1
TAYLOR, J.	CL	TCBA	.169	27	77	6	13	1	0	0	14	5	11	1	0	0	0	-	1
COLLINS, E.	CL	TCBA	.167	18	30	3	5	0	0	0	5	1	1	0	0	0	0	-	2
OTEY, B.	CL	TCBA	.154	22	26	2	4	0	0	0	4	1	3	0	0	0	0	-	1
BEECHER, R.	CL	TCBA	.140	19	43	1	6	0	0	0	6	1	5	0	0	0	0	-	1
PFIESTER, J.	CL	TCBA	.115	28	78	5	9	0	0	0	9	4	10	4	0	0	0	-	3
MCGILL, B.	CL	TCBA	.113	25	62	4	7	0	0	0	7	2	9	0	0	0	0	-	2
HESS, O.	CL	TCBA	.083	20	24	3	2	0	0	0	2	2	5	5	3	1	2	33.3	0
HUGHES, T.	CL	TCBA	.000	13	10	0	0	0	0	0	0	1	3	0	0	0	0	-	1
KELSEY, B.	CL	TCBA	.000	5	3	0	0	0	0	0	0	0	1	0	0	0	0	-	0
MATHEWSON, H.	CL	TCBA	.000	3	1	0	0	0	0	0	0	0	0	0	0	0	0	-	0
Cleveland Naps			.238	1628	5144	626	1226	140	43	7	1473	556	570	456	234	169	65	72.2	88

Cleveland Naps

26 Players	Tm	Lg	AVG	OBP	SLG	OPS	ISO	SECA	TA	RCON	RC	RC/G	PA	IBB	HBP	SH	SF
COVELESKI, H.	CL	TCBA	.400	.500	.400	.900	.000	.200	.600	.5	.4	2.0	6	0	0	0	0
BERNHARD, B.	CL	TCBA	.333	.333	.500	.833	.167	.167	.750	.5	2.0	6.8	12	0	0	0	0
OLDRING, R.	CL	TCBA	.318	.334	.402	.736	.084	.165	.713	7.9	46.7	4.9	363	1	3	1	5
ODWELL, F.	CL	TCBA	.284	.375	.360	.735	.076	.222	.762	5.8	34.3	5.3	266	0	8	5	2
CONGALTON, B.	CL	TCBA	.275	.308	.314	.622	.039	.099	.520	-12.1	51.2	3.5	553	0	3	7	6
TENNEY, F.	CL	TCBA	.268	.395	.339	.734	.071	.290	.776	17.4	85.4	5.4	675	1	6	7	0
SCHLEI, A.	CL	TCBA	.253	.315	.285	.599	.032	.130	.510	-6.9	24.5	3.2	291	0	2	5	7
STEINFELDT, H.	CL	TCBA	.252	.297	.303	.599	.050	.133	.528	-15.6	54.5	3.3	619	0	5	11	12
Hobbs, R.	CL	TCBA	.250	.301	.329	.630	.079	.151	.500	-3.6	13.3	2.9	163	0	0	0	0
SHAW, A.	CL	TCBA	.250	.296	.250	.546	.000	.042	.400	-1.7	1.6	2.0	28	0	0	1	1
HEMPHILL, C.	CL	TCBA	.248	.312	.279	.591	.031	.136	.525	-18.8	59.6	3.3	694	0	6	12	5
EVERS, J.	CL	TCBA	.240	.295	.316	.611	.077	.212	.608	-6.7	51.6	3.3	568	0	8	9	7
HINCHMAN, B.	CL	TCBA	.222	.327	.301	.628	.080	.216	.601	-2.2	19.3	3.5	211	0	7	3	3
BRIDWELL, A.	CL	TCBA	.177	.281	.198	.479	.021	.163	.415	-37.0	32.2	1.9	600	4	3	2	1
BERGEN, B.	CL	TCBA	.173	.215	.187	.402	.014	.065	.295	-22.3	9.0	1.3	236	0	2	8	2
MATHEWSON, C.	CL	TCBA	.171	.274	.214	.488	.043	.137	.429	-7.9	8.4	2.2	140	0	6	5	1
TAYLOR, J.	CL	TCBA	.169	.175	.182	.357	.013	.026	.231	-9.3	2.8	1.0	86	0	0	6	2
COLLINS, E.	CL	TCBA	.167	.167	.167	.333	.000	.000	.185	-4.0	.5	.5	31	0	0	1	0
OTEY, B.	CL	TCBA	.154	.154	.154	.308	.000	.000	.174	-3.7	.5	.6	27	0	0	1	0
BEECHER, R.	CL	TCBA	.140	.140	.140	.279	.000	.000	.158	-6.5	.8	.5	45	0	0	2	0
PFIESTER, J.	CL	TCBA	.115	.159	.115	.274	.000	.051	.181	-11.8	1.5	.5	89	0	0	7	0
MCGILL, B.	CL	TCBA	.113	.111	.113	.224	.000	.000	.123	-10.5	.7	.3	66	0	0	3	1
HESS, O.	CL	TCBA	.083	.313	.083	.396	.000	.167	.458	-2.8	1.3	1.4	34	0	3	2	0
HUGHES, T.	CL	TCBA	.000	.167	.000	.167	.000	.000	.182	-1.8	.0	.1	12	0	2	0	0
KELSEY, B.	CL	TCBA	.000	.000	.000	.000	.000	.000	.000	-.8	.0	.0	3	0	0	0	0
MATHEWSON, H.	CL	TCBA	.000	.000	.000	.000	.000	.000	.000	-.3	.0	.0	1	0	0	0	0
Cleveland Naps			.238	.305	.286	.592	.048	.157	.531	-154.0	485.8	3.1	5819	6	64	98	55



13 Pitchers	Tm	Lg	W	L	PCT	SV	ERA	G	GS	CG	SHO	QS	IP	H	R	ER	HR	SO	BB
COVELESKI, H.	CL	TCBA	1	1	.500	6	1.29	13	0	0	0	0	21.0	15	3	3	0	9	5
PFIESTER, J.	CL	TCBA	20	5	.800	1	1.48	28	26	21	6	21	225.1	128	46	37	1	110	54
HUGHES, T.	CL	TCBA	4	2	.667	2	1.95	13	2	1	0	1	37.0	28	10	8	0	11	15
Hobbs, R.	CL	TCBA	0	0	-	0	2.08	5	0	0	0	0	8.2	9	2	2	0	4	3
HINCHMAN, B.	CL	TCBA	0	0	-	0	2.16	3	0	0	0	0	8.1	9	4	2	0	6	3
MATHEWSON, C.	CL	TCBA	25	13	.658	1	2.20	41	40	27	5	27	344.1	274	100	84	3	224	92
MATHEWSON, H.	CL	TCBA	0	0	-	0	2.45	3	0	0	0	0	3.2	6	1	1	0	1	1
MCGILL, B.	CL	TCBA	10	9	.526	0	2.97	25	20	15	0	10	172.2	188	71	57	2	75	46
TAYLOR, J.	CL	TCBA	16	8	.667	0	3.12	27	25	17	4	14	216.2	215	93	75	2	76	62
HESS, O.	CL	TCBA	8	8	.500	0	3.47	19	11	7	0	5	90.2	82	43	35	2	57	39
BEECHER, R.	CL	TCBA	5	9	.357	0	4.27	19	15	9	1	5	122.1	150	78	58	2	58	63
BERNHARD, B.	CL	TCBA	1	1	.500	0	4.43	15	3	1	0	1	42.2	52	23	21	0	28	19
OTEY, B.	CL	TCBA	0	7	.000	1	4.54	22	11	4	0	2	85.1	117	57	43	4	24	19
Cleveland Naps			90	63	.588	11	2.78	233	153	102	16	86	1378.2	1273	531	426	16	683	421

13 Pitchers	Tm	Lg	SUP/9	R/9	ERA	BF/9	BR/9	H/9	BB/9	SO/9	HR/9	ERPT	OBA	BF	BR	IBB	HB	WP	BK
COVELESKI, H.	CL	TCBA	.0	1.29	1.29	35.1	8.6	6.4	1.7	3.9	.00	3.8	.197	82	20	1	1	0	0
PFIESTER, J.	CL	TCBA	4.4	1.84	1.48	34.3	7.3	5.1	2.0	4.4	.04	35.5	.165	860	183	3	4	3	0
HUGHES, T.	CL	TCBA	1.7	2.43	1.95	36.5	10.9	6.8	3.6	2.7	.00	3.9	.214	150	45	0	2	0	0
Hobbs, R.	CL	TCBA	.0	2.08	2.08	37.4	12.5	9.3	3.1	4.2	.00	.8	.273	36	12	0	0	0	0
HINCHMAN, B.	CL	TCBA	.0	4.32	2.16	42.1	13.0	9.7	3.2	6.5	.00	.7	.265	39	12	0	0	0	0
MATHEWSON, C.	CL	TCBA	4.3	2.61	2.20	36.2	9.8	7.2	2.4	5.9	.08	26.7	.219	1385	374	1	9	2	0
MATHEWSON, H.	CL	TCBA	.0	2.45	2.45	44.2	17.2	14.7	2.5	2.5	.00	.2	.375	18	7	0	0	0	0
MCGILL, B.	CL	TCBA	3.1	3.70	2.97	37.8	11.9	9.8	2.1	3.9	.10	-1.5	.284	725	228	6	0	0	0
TAYLOR, J.	CL	TCBA	3.9	3.86	3.12	38.0	11.7	8.9	2.5	3.2	.08	-5.3	.262	914	282	2	7	5	0
HESS, O.	CL	TCBA	4.0	4.27	3.47	40.3	12.8	8.1	3.8	5.7	.20	-5.8	.236	406	129	1	9	4	0
BEECHER, R.	CL	TCBA	3.8	5.74	4.27	42.7	15.6	11.0	4.6	4.3	.15	-18.7	.295	580	212	1	0	0	0
BERNHARD, B.	CL	TCBA	1.7	4.85	4.43	42.0	15.0	11.0	4.0	5.9	.00	-7.3	.295	199	71	0	0	2	0
OTEY, B.	CL	TCBA	2.8	6.01	4.54	41.6	15.1	12.3	1.8	2.5	.42	-15.6	.334	394	143	2	9	0	0
Cleveland Naps			3.6	3.47	2.78	37.8	11.2	8.3	2.6	4.5	.10	17.3	.246	5788	1718	17	41	16	0



PITTSBURGH






REBELLS

PITTSBURGH REBEL DRAFT PICKS

1-Tris Speaker 2-Bobby Byrne 3-Fred Osborn 4-Doc Marshall
5-Cliff Blankenship 6-Mike Kahoe 7-Sam Edmondston 8-Frank Kitson





1-Bobby Byrne, 3B
4-Fred Osborn, LF
7-Cliff Blankenship, 1B

2-Billy Maloney, RF
5-Hobie Ferris, 2B
8-Ira Thomas, C

3-Ginger Beaumont, CF
6-Joe Tinker, SS
9-Rube Waddell, P

**PITTSBURGH REBELS
STARTING LINEUP
1908 OPENING DAY**



Hobe Ferris had 37 doubles and 81 RBI for the Rebels. Rube Waddell's 15 wins and 233 strikeouts were the brightest numbers on the mound.



28 Players	Tm	Lg	AVG	G	AB	R	H	2B	3B	HR	TB	RBI	SO	BB	ASB	SB	CS	SBP	GDP
BEAUMONT, G.	MI	TCBA	.333	4	18	3	6	0	0	0	6	1	2	0	2	2	0	100.0	0
KITSON, F.	PR	TCBA	.316	18	19	3	6	0	0	0	6	2	6	0	0	0	0	-	0
KROH, R.	PR	TCBA	.267	9	15	0	4	0	0	0	4	1	4	0	2	1	1	50.0	0
BYRNE, B.	PR	TCBA	.265	143	565	62	150	13	2	0	167	36	65	44	37	25	12	67.6	6
SLAGLE, J.	PR	TCBA	.258	132	497	53	128	11	5	0	149	41	61	71	48	39	9	81.3	4
STOVALL, G.	PR	TCBA	.229	142	536	40	123	28	5	0	161	58	79	36	0	0	0	-	9
FLAHERTY, P.	PR	TCBA	.227	38	75	9	17	4	0	2	27	9	12	7	0	0	0	-	1
FERRIS, H.	PR	TCBA	.226	146	585	43	132	37	3	1	178	81	69	23	25	20	5	80.0	19
KAHOE, M.	PR	TCBA	.225	44	151	8	34	2	0	0	36	8	23	2	0	0	0	-	4
BLANKENSHIP, C.	PR	TCBA	.222	75	243	15	54	2	0	0	56	16	31	13	11	7	4	63.6	4
MALONEY, B.	PR	TCBA	.221	142	544	70	120	7	9	0	145	32	54	29	61	48	13	78.7	5
OSBORN, F.	PR	TCBA	.219	81	178	14	39	0	5	0	49	8	14	8	6	6	0	100.0	2
SPEAKER, T.	PR	TCBA	.200	30	80	3	16	0	0	0	16	4	12	4	0	0	0	-	0
LOWE, B.	PR	TCBA	.194	19	31	3	6	3	0	0	9	2	1	1	0	0	0	-	0
TINKER, J.	PR	TCBA	.190	133	458	31	87	16	3	0	109	25	68	24	31	28	3	90.3	8
Flanagan, B.	PR	TCBA	.187	99	327	23	61	11	3	4	90	28	60	23	0	0	0	-	16
THOMAS, I.	PR	TCBA	.179	70	190	13	34	3	3	2	49	15	24	17	1	0	1	.0	3
GRANT, E.	PR	TCBA	.172	43	128	7	22	3	1	0	27	6	25	8	7	5	2	71.4	1
BROWN, S.	PR	TCBA	.171	38	111	11	19	5	0	0	24	6	8	5	0	0	0	-	4
MARSHALL, D.	PR	TCBA	.169	31	89	6	15	3	0	1	21	4	13	6	0	0	0	-	1
CORRIDON, F.	PR	TCBA	.148	32	88	5	13	2	0	0	15	6	10	8	4	4	0	100.0	2
NEWTON, D.	PR	TCBA	.103	25	29	3	3	0	0	0	3	2	3	3	1	0	1	.0	0
WADDELL, R.	PR	TCBA	.094	36	96	5	9	0	0	0	9	4	13	6	0	0	0	-	1
YOUNG, I.	PR	TCBA	.090	31	78	7	7	0	1	0	9	3	9	1	2	1	1	50.0	2
MCQUILLAN, G.	PR	TCBA	.083	5	12	2	1	1	0	0	2	0	2	3	0	0	0	-	1
FROMME, A.	PR	TCBA	.080	16	25	2	2	1	0	0	3	0	3	2	0	0	0	-	0
EDMONDSTON, S.	PR	TCBA	.000	15	7	0	0	0	0	0	0	0	1	1	0	0	0	-	0
MCGANN, D.	MI	TCBA	.000	1	4	2	0	0	0	0	0	0	0	1	0	0	0	-	0
Pittsburgh Rebels			.214	1598	5179	443	1108	152	40	10	1370	398	672	346	238	186	52	78.2	93



28 Players	Tm	Lg	AVG	OBP	SLG	OPS	ISO	SECA	TA	RCON	RC	RC/G	PA	IBB	HBP	SH	SF
BEAUMONT, G.	MI	TCBA	.333	.316	.333	.649	.000	.111	.667	.4	2.4	5.0	19	0	0	0	1
KITSON, F.	PR	TCBA	.316	.300	.316	.616	.000	.000	.462	-.5	2.0	3.6	21	0	0	1	1
KROH, R.	PR	TCBA	.267	.267	.267	.533	.000	.000	.417	-1.2	.9	2.0	15	0	0	0	0
BYRNE, B.	PR	TCBA	.265	.318	.296	.614	.030	.131	.550	-13.7	57.3	3.4	634	0	2	18	5
SLAGLE, J.	PR	TCBA	.258	.350	.300	.650	.042	.245	.681	3.2	62.2	4.3	577	1	1	6	2
STOVALL, G.	PR	TCBA	.229	.275	.300	.576	.071	.138	.469	-22.1	45.7	2.8	588	2	1	7	8
FLAHERTY, P.	PR	TCBA	.227	.293	.360	.653	.133	.227	.576	-1.1	8.2	3.6	84	0	0	2	0
FERRIS, H.	PR	TCBA	.226	.252	.304	.557	.079	.144	.465	-26.4	43.2	2.3	632	0	1	14	9
KAHOE, M.	PR	TCBA	.225	.235	.238	.474	.013	.026	.314	-12.3	7.7	1.7	154	0	0	1	0
BLANKENSHIP, C.	PR	TCBA	.222	.262	.230	.492	.008	.074	.386	-17.7	14.7	2.0	259	1	0	3	0
MALONEY, B.	PR	TCBA	.221	.290	.267	.556	.046	.164	.559	-19.0	49.9	2.8	634	0	25	33	3
OSBORN, F.	PR	TCBA	.219	.257	.275	.532	.056	.135	.454	-9.2	13.1	2.5	187	5	1	0	0
SPEAKER, T.	PR	TCBA	.200	.238	.200	.438	.000	.050	.313	-7.3	4.1	1.7	85	0	0	1	0
LOWE, B.	PR	TCBA	.194	.219	.290	.509	.097	.129	.400	-2.1	2.0	2.2	32	0	0	0	0
TINKER, J.	PR	TCBA	.190	.234	.238	.472	.048	.155	.429	-30.1	29.2	1.9	515	0	3	26	3
Flanagan, B.	PR	TCBA	.187	.238	.275	.513	.089	.159	.401	-21.7	18.8	1.8	354	0	0	1	3
THOMAS, I.	PR	TCBA	.179	.251	.258	.509	.079	.163	.425	-13.1	13.1	2.1	216	0	2	5	2
GRANT, E.	PR	TCBA	.172	.221	.211	.432	.039	.125	.367	-11.9	6.5	1.6	140	0	0	4	0
BROWN, S.	PR	TCBA	.171	.218	.216	.435	.045	.090	.323	-10.3	5.0	1.4	121	0	2	2	1
MARSHALL, D.	PR	TCBA	.169	.250	.236	.486	.067	.135	.413	-6.3	5.9	2.0	102	1	4	2	1
CORRIDON, F.	PR	TCBA	.148	.235	.170	.405	.023	.159	.377	-7.6	4.5	1.5	102	0	2	4	0
NEWTON, D.	PR	TCBA	.103	.188	.103	.291	.000	.069	.222	-4.7	.7	.6	33	0	0	1	0
WADDELL, R.	PR	TCBA	.094	.146	.094	.239	.000	.063	.170	-15.6	1.7	.5	106	0	0	3	1
YOUNG, I.	PR	TCBA	.090	.101	.115	.217	.026	.038	.149	-13.9	.7	.3	84	0	0	5	0
MCQUILLAN, G.	PR	TCBA	.083	.267	.167	.433	.083	.333	.417	-1.0	.6	1.3	16	0	0	1	0
FROMME, A.	PR	TCBA	.080	.148	.120	.268	.040	.120	.217	-3.8	.6	.6	28	0	0	1	0
EDMONDSTON, S.	PR	TCBA	.000	.125	.000	.125	.000	.143	.143	-1.4	.0	.1	8	0	0	0	0
MCGANN, D.	MI	TCBA	.000	.333	.000	.333	.000	.250	.500	-.3	.2	1.2	6	0	1	0	0
Pittsburgh Rebels			.214	.267	.265	.532	.051	.143	.462	-271.0	390.8	2.4	5752	10	45	141	40



10 Pitchers	Tm	Lg	W	L	PCT	SV	ERA	G	GS	CG	SHO	QS	IP	H	R	ER	HR	SO	BB
MCQUILLAN, G.	PR	TCBA	3	2	.600	0	.61	5	5	5	2	4	44.0	18	8	3	0	31	13
KROH, R.	PR	TCBA	2	3	.400	2	2.44	9	2	0	0	1	44.1	31	12	12	0	11	9
CORRIDON, F.	PR	TCBA	10	20	.333	0	2.84	32	32	20	5	17	269.2	235	120	85	2	154	89
WADDELL, R.	PR	TCBA	15	16	.484	0	2.89	36	34	23	3	15	287.0	242	112	92	2	233	91
FLAHERTY, P.	PR	TCBA	9	18	.333	1	3.20	36	26	16	1	11	227.2	220	107	81	4	86	70
FROMME, A.	PR	TCBA	3	9	.250	0	4.06	16	11	4	0	2	88.2	120	63	40	3	48	26
NEWTON, D.	PR	TCBA	2	8	.200	0	4.20	25	9	3	0	4	111.1	129	72	52	0	60	47
KITSON, F.	PR	TCBA	2	2	.500	0	4.30	18	5	4	1	1	52.1	53	27	25	1	17	10
YOUNG, I.	PR	TCBA	4	24	.143	0	5.67	31	30	17	0	8	236.1	339	186	149	4	140	79
EDMONDSTON, S.	PR	TCBA	0	2	.000	0	7.67	15	0	0	0	0	31.2	55	28	27	0	11	11
Pittsburgh Rebels			50	104	.325	3	3.66	223	154	92	12	63	1393.0	1442	735	566	16	791	445


10 Pitchers	Tm	Lg	SUP/9	R/9	ERA	BF/9	BR/9	H/9	BB/9	SO/9	HR/9	ERPT	OBA	BF	BR	IBB	HB	WP	BK
MCQUILLAN, G.	PR	TCBA	2.0	1.64	.61	33.8	6.3	3.7	2.7	6.3	.00	11.1	.123	165	31	0	0	1	0
KROH, R.	PR	TCBA	.6	2.44	2.44	34.7	8.7	6.3	1.8	2.2	.00	2.3	.201	171	43	0	3	0	0
CORRIDON, F.	PR	TCBA	2.7	4.00	2.84	38.2	11.2	7.8	2.8	5.1	.07	1.7	.233	1144	335	4	15	3	0
WADDELL, R.	PR	TCBA	2.7	3.51	2.89	38.0	10.9	7.6	2.8	7.3	.06	.3	.225	1212	348	1	16	0	0
FLAHERTY, P.	PR	TCBA	2.5	4.23	3.20	39.2	11.8	8.7	2.6	3.4	.16	-7.8	.248	992	299	3	12	3	1
FROMME, A.	PR	TCBA	2.6	6.39	4.06	42.2	14.7	12.2	2.3	4.9	.30	-11.5	.319	416	145	3	2	1	0
NEWTON, D.	PR	TCBA	1.6	5.82	4.20	41.2	14.2	10.4	3.6	4.9	.00	-16.2	.287	510	176	2	2	2	1
KITSON, F.	PR	TCBA	5.7	4.64	4.30	37.5	11.5	9.1	1.7	2.9	.17	-8.2	.264	218	67	0	4	0	0
YOUNG, I.	PR	TCBA	2.7	7.08	5.67	42.3	16.0	12.9	2.8	5.3	.15	-73.0	.340	1112	419	6	7	9	0
EDMONDSTON, S.	PR	TCBA	.0	7.96	7.67	45.5	19.0	15.6	3.1	3.1	.00	-16.8	.377	160	67	0	1	1	0
Pittsburgh Rebels			2.5	4.75	3.66	39.4	12.5	9.3	2.8	5.1	.10	-118.1	.265	6100	1930	19	62	20	2





South Starrucca Ainspans

South Starrucca Ainspans Draft Picks

1-Larry Doyle 2-Harry Wolter 2a-Neal Ball 3-Sam Frock 3a-Lew Brockett 3b-Joe Delahanty 4-Walter Blair





- 1-Davy Jones, RF
- 2-Larry Doyle, 2B
- 3-Jim Delahanty, CF
- 4-Mike Mowrey, 3B
- 5-Tom Jones, 1B
- 6-Germany Schaefer, SS
- 7-Red Dooin, C
- 8-Stick Fiehl, LF
- 9-George Mullin, P

**South Starrucca Ainspans 1908
Opening Day Starting Lineup**

George Mullin (15 wins, 176 K), Cy Falkenberg (135 K), Ed Willett (130 K) and Long Tom Hughes (118 K) all fanned over 100 hitters for the Ainspans pitching staff.





26 Players	Tm	Lg	AVG	G	AB	R	H	2B	3B	HR	TB	RBI	SO	BB	ASB	SB	CS	SBP	GDP
DELAHANTY, J.	SO	TCBA	.300	124	446	67	134	17	2	2	161	48	47	48	24	19	5	79.2	6
MCINTYRE, M.	SO	TCBA	.298	42	84	16	25	1	1	0	28	8	9	7	1	1	0	100.0	2
SCHAEFER, G.	MI	TCBA	.281	19	64	3	18	3	1	0	23	11	8	8	2	2	0	100.0	2
JONES, D.	SO	TCBA	.265	131	490	66	130	8	8	0	154	46	53	53	32	26	6	81.3	6
LEWIS, P.	SO	TCBA	.259	125	517	59	134	13	2	0	151	30	67	36	20	13	7	65.0	8
MOWREY, M.	SO	TCBA	.259	128	440	56	114	26	9	0	158	61	53	45	12	9	3	75.0	7
MURPHY, D.	SO	TCBA	.248	121	472	51	117	24	0	2	147	29	31	34	8	7	1	87.5	8
JONES, T.	SO	TCBA	.235	145	565	47	133	9	2	0	146	70	89	31	19	14	5	73.7	12
DOYLE, L.	SO	TCBA	.229	67	188	21	43	0	0	0	43	13	11	17	3	2	1	66.7	1
HUGHES, L.	SO	TCBA	.228	32	92	9	21	6	0	0	27	9	15	5	0	0	0	-	3
MULLIN, G.	SO	TCBA	.221	45	131	10	29	5	2	0	38	11	21	8	1	1	0	100.0	2
DOOIN, R.	SO	TCBA	.213	142	522	35	111	15	3	0	132	49	78	34	12	5	7	41.7	14
DELAHANTY, J.	SO	TCBA	.208	26	24	4	5	0	0	1	8	5	5	0	3	3	0	100.0	0
WOLTER, H.	SO	TCBA	.208	36	53	4	11	0	0	0	11	4	9	4	0	0	0	-	2
Fiehl, S.	SO	TCBA	.194	144	501	25	97	13	3	3	125	44	111	30	0	0	0	-	20
BALL, N.	SO	TCBA	.178	33	73	3	13	0	0	0	13	3	18	2	1	0	1	.0	1
HALL, S.	SO	TCBA	.167	13	30	2	5	0	1	0	7	3	2	1	0	0	0	-	1
MAGGERT, H.	SO	TCBA	.135	85	208	27	28	1	0	0	29	8	34	44	24	22	2	91.7	2
CASTLETON, R.	SO	TCBA	.125	7	8	1	1	0	0	0	1	0	2	0	0	0	0	-	0
BLAIR, W.	SO	TCBA	.124	56	137	5	17	1	0	0	18	3	25	20	0	0	0	-	4
BROCKETT, L.	SO	TCBA	.107	24	28	2	3	0	0	0	3	0	4	1	0	0	0	-	0
WILLETT, E.	SO	TCBA	.102	28	59	4	6	0	0	0	6	1	17	3	0	0	0	-	3
FALKENBERG, C.	SO	TCBA	.057	31	87	4	5	0	0	0	5	2	15	4	1	1	0	100.0	1
SHIELDS, C.	SO	TCBA	.045	12	22	0	1	0	0	0	1	0	6	0	0	0	0	-	1
FROCK, S.	SO	TCBA	.000	18	7	0	0	0	0	0	0	1	0	0	0	0	0	-	0
CRAIG, G.	SO	TCBA	.000	8	2	0	0	0	0	0	0	0	1	0	0	0	0	-	0
South Starrucca Ainspans			.229	1642	5250	521	1201	142	34	8	1435	459	731	435	163	125	38	76.7	106

South Starrucca Ainspans

26 Players	Tm	Lg	AVG	OBP	SLG	OPS	ISO	SECA	TA	RCON	RC	RC/G	PA	IBB	HBP	SH	SF
DELAHANTY, J.	SO	TCBA	.300	.381	.361	.742	.061	.200	.749	15.6	68.8	5.5	524	2	14	10	6
MCINTYRE, M.	SO	TCBA	.298	.348	.333	.681	.036	.131	.590	.3	10.1	4.4	92	0	0	0	1
SCHAEFER, G.	MI	TCBA	.281	.351	.359	.711	.078	.234	.688	1.6	8.8	4.6	75	1	0	1	2
JONES, D.	SO	TCBA	.265	.339	.314	.654	.049	.198	.634	-.3	58.5	4.1	557	2	3	9	2
LEWIS, P.	SO	TCBA	.259	.307	.292	.599	.033	.114	.505	-16.7	47.9	3.1	567	0	1	10	3
MOWREY, M.	SO	TCBA	.259	.327	.359	.686	.100	.216	.640	1.6	55.6	4.2	512	2	3	17	7
MURPHY, D.	SO	TCBA	.248	.300	.311	.611	.064	.148	.522	-11.5	45.9	3.3	517	0	2	7	2
JONES, T.	SO	TCBA	.235	.280	.258	.538	.023	.094	.437	-29.6	41.3	2.5	607	3	5	2	3
DOYLE, L.	SO	TCBA	.229	.300	.229	.528	.000	.096	.435	-10.2	14.4	2.6	209	0	2	2	0
HUGHES, L.	SO	TCBA	.228	.268	.293	.562	.065	.120	.432	-4.4	6.9	2.4	100	0	0	3	0
MULLIN, G.	SO	TCBA	.221	.270	.290	.560	.069	.137	.462	-6.1	10.6	2.7	142	0	1	1	1
DOOIN, R.	SO	TCBA	.213	.266	.253	.518	.040	.102	.405	-35.1	33.4	2.1	567	0	4	6	1
DELAHANTY, J.	SO	TCBA	.208	.200	.333	.533	.125	.250	.579	-.6	2.0	2.7	25	0	0	0	1
WOLTER, H.	SO	TCBA	.208	.263	.208	.471	.000	.075	.341	-4.1	2.8	1.7	58	0	0	1	0
Fiehl, S.	SO	TCBA	.194	.241	.250	.491	.056	.116	.370	-36.9	27.3	1.7	536	3	2	1	2
BALL, N.	SO	TCBA	.178	.200	.178	.378	.000	.014	.242	-9.0	2.4	1.0	76	0	0	1	0
HALL, S.	SO	TCBA	.167	.194	.233	.427	.067	.100	.308	-3.1	1.3	1.2	35	0	0	4	0
MAGGERT, H.	SO	TCBA	.135	.287	.139	.427	.005	.313	.522	-11.5	14.5	2.1	256	0	1	2	1
CASTLETON, R.	SO	TCBA	.125	.125	.125	.250	.000	.000	.143	-1.3	.1	.5	8	0	0	0	0
BLAIR, W.	SO	TCBA	.124	.236	.131	.367	.007	.153	.306	-15.2	4.9	1.1	157	0	0	0	0
BROCKETT, L.	SO	TCBA	.107	.138	.107	.245	.000	.036	.160	-4.5	.5	.5	30	0	0	1	0
WILLETT, E.	SO	TCBA	.102	.143	.102	.245	.000	.051	.161	-9.5	.9	.4	68	0	0	5	1
FALKENBERG, C.	SO	TCBA	.057	.099	.057	.156	.000	.057	.120	-16.6	.7	.2	95	0	0	4	0
SHIELDS, C.	SO	TCBA	.045	.045	.045	.091	.000	.000	.045	-4.8	.0	.0	22	0	0	0	0
FROCK, S.	SO	TCBA	.000	.125	.000	.125	.000	.000	.143	-1.4	.0	.1	8	0	1	0	0
CRAIG, G.	SO	TCBA	.000	.000	.000	.000	.000	.000	.000	-.5	.0	.0	2	0	0	0	0
South Starrucca Ainspans			.229	.291	.273	.564	.045	.144	.485	-213.8	440.7	2.8	5845	13	39	87	33



13 Pitchers	Tm	Lg	W	L	PCT	SV	ERA	G	GS	CG	SHO	QS	IP	H	R	ER	HR	SO	BB
CASTLETON, R.	SO	TCBA	2	1	.667	0	1.11	7	2	2	1	2	24.1	14	6	3	1	6	3
CRAIG, G.	SO	TCBA	0	0	-	1	2.08	8	0	0	0	0	8.2	5	2	2	0	4	1
HUGHES, L.	SO	TCBA	12	18	.400	0	2.20	32	29	23	3	15	245.0	211	98	60	3	118	59
FROCK, S.	SO	TCBA	1	3	.250	0	2.23	18	2	0	0	0	32.1	30	15	8	1	20	11
HALL, S.	SO	TCBA	5	7	.417	0	2.79	13	12	6	2	6	87.0	63	39	27	0	49	44
MULLIN, G.	SO	TCBA	15	23	.395	0	2.94	40	39	28	4	15	342.1	328	163	112	1	176	115
FALKENBERG, C.	SO	TCBA	11	17	.393	1	3.13	31	29	20	1	15	250.1	197	110	87	2	135	114
DOOIN, R.	SO	TCBA	0	1	.000	0	3.38	4	0	0	0	0	10.2	14	4	4	0	3	0
WILLETT, E.	SO	TCBA	7	16	.304	0	4.28	28	23	13	2	5	170.1	189	114	81	2	130	82
SHIELDS, C.	SO	TCBA	2	4	.333	0	4.55	12	7	4	0	4	63.1	79	40	32	0	21	29
WOLTER, H.	SO	TCBA	0	0	-	0	5.51	6	0	0	0	0	16.1	18	13	10	1	5	7
Fiehl, S.	SO	TCBA	1	1	.500	1	5.93	10	1	1	0	1	44.0	70	37	29	0	15	18
BROCKETT, L.	SO	TCBA	2	5	.286	1	6.46	24	10	1	0	2	85.0	127	78	61	4	21	39
South Starrucca Ainspans			58	96	.377	4	3.37	233	154	98	13	65	1379.2	1345	719	516	15	703	522

13 Pitchers	Tm	Lg	SUP/9	R/9	ERA	BF/9	BR/9	H/9	BB/9	SO/9	HR/9	ERPT	OBA	BF	BR	IBB	HB	WP	BK
CASTLETON, R.	SO	TCBA	2.2	2.22	1.11	34.0	6.3	5.2	1.1	2.2	.37	4.8	.167	92	17	0	0	0	0
CRAIG, G.	SO	TCBA	.0	2.08	2.08	33.2	6.2	5.2	1.0	4.2	.00	.8	.172	32	6	0	0	0	0
HUGHES, L.	SO	TCBA	4.1	3.60	2.20	37.2	10.3	7.8	2.1	4.3	.11	18.8	.231	1014	280	1	11	4	0
FROCK, S.	SO	TCBA	.6	4.18	2.23	39.2	10.9	8.4	2.2	5.6	.28	2.4	.248	141	39	3	1	0	0
HALL, S.	SO	TCBA	3.4	4.03	2.79	38.1	11.1	6.5	4.3	5.1	.00	1.0	.200	368	107	2	2	0	0
MULLIN, G.	SO	TCBA	3.4	4.29	2.94	38.7	12.0	8.6	2.9	4.6	.03	-1.9	.253	1472	456	5	18	1	2
FALKENBERG, C.	SO	TCBA	2.7	3.95	3.13	38.5	11.6	7.1	4.1	4.9	.07	-6.5	.215	1070	322	1	12	11	0
DOOIN, R.	SO	TCBA	.0	3.38	3.38	39.7	12.7	11.8	.0	2.5	.00	-.6	.311	47	15	0	1	0	0
WILLETT, E.	SO	TCBA	3.3	6.02	4.28	41.2	14.6	10.0	4.3	6.9	.11	-26.2	.280	780	276	0	5	4	0
SHIELDS, C.	SO	TCBA	2.4	5.68	4.55	42.2	15.9	11.2	4.1	3.0	.00	-11.6	.307	297	112	0	4	0	0
WOLTER, H.	SO	TCBA	.0	7.16	5.51	41.9	14.9	9.9	3.9	2.8	.55	-4.7	.281	76	27	0	2	0	0
Fiehl, S.	SO	TCBA	.8	7.57	5.93	45.4	18.6	14.3	3.7	3.1	.00	-14.9	.361	222	91	0	3	0	0
BROCKETT, L.	SO	TCBA	2.4	8.26	6.46	44.5	17.8	13.4	4.0	2.2	.42	-33.7	.347	420	168	1	3	0	0
South Starrucca Ainspans			3.0	4.69	3.37	39.3	12.5	8.8	3.3	4.6	.10	-72.4	.255	6031	1916	13	62	20	2




MALLARDS

Mexicali Mallards Draft Picks



1-Clyde Milan 2-Elmer Steele 3-Roy Hitt 4-Harry Swacina
5-Lou Fiene 6-Charlie Armbruster 7-Jim Ball 8-John Kelly





- 1-Patsy Dougherty, LF
- 2-Frank Chance, 1B
- 3-Jimmy Williams, 2B
- 4-Ossie Schreckengost, C
- 5-Denny Sullivan, CF
- 6-Al Keefer, SS
- 7-Bill Hallman, RF
- 8-Lee Tannehill, 3B
- 9-Lew Moren, P

Starting Lineup 1908 Opening Day
for the Mexicali Mallards

Patsy Dougherty (.279, 60 runs, 56 RBI, 37 sb) and Frank Chance (.274, 65 runs, 32 RBI, 39 sb) led the Mallard attack. George Winter was spectacular (17-10, 1.75) and Lew Moren had 136 strikeouts for the pitching staff.



DOUGHERTY, CHICAGO AMER.





27 Players	Tm	Lg	AVG	G	AB	R	H	2B	3B	HR	TB	RBI	SO	BB	ASB	SB	CS	SBP	GDP
MCINTIRE, H.	ME	TCBA	.313	33	80	6	25	3	2	0	32	14	11	7	0	0	0	-	3
DOUGHERTY, P.	ME	TCBA	.279	140	544	60	152	19	1	0	173	56	47	36	53	37	16	69.8	6
CHANCE, F.	ME	TCBA	.274	106	372	65	102	19	0	0	121	32	32	55	50	39	11	78.0	2
SCHRECKENGOST, O.	ME	TCBA	.253	100	340	27	86	10	0	0	96	33	31	15	2	2	0	100.0	5
SULLIVAN, D.	ME	TCBA	.249	139	523	52	130	22	0	0	152	45	92	45	31	19	12	61.3	6
MILAN, C.	ME	TCBA	.246	61	179	20	44	0	1	0	46	19	19	21	17	12	5	70.6	0
SCHMIDT, B.	ME	TCBA	.246	88	285	31	70	9	3	0	85	32	47	5	11	6	5	54.5	6
WILLIAMS, J.	ME	TCBA	.243	128	515	51	125	26	9	2	175	56	54	31	23	16	7	69.6	3
TANNEHILL, L.	ME	TCBA	.229	108	362	32	83	11	0	0	94	33	50	28	11	8	3	72.7	6
WINTER, G.	ME	TCBA	.225	30	80	9	18	0	0	0	18	10	11	2	1	1	0	100.0	1
HITT, R.	ME	TCBA	.220	27	50	4	11	0	0	0	11	4	7	5	0	0	0	-	1
ARMBRUSTER, C.	ME	TCBA	.219	16	32	3	7	0	0	0	7	2	8	4	0	0	0	-	0
Keefer, A.	ME	TCBA	.209	126	397	27	83	12	4	1	106	33	94	28	0	0	0	-	18
ROHE, G.	ME	TCBA	.205	91	278	28	57	7	3	0	70	23	33	32	14	10	4	71.4	3
ADAMS, B.	ME	TCBA	.200	19	35	2	7	0	0	0	7	3	5	0	0	0	0	-	0
FIENE, L.	ME	TCBA	.200	35	10	0	2	0	0	0	2	0	2	0	0	0	0	-	0
HALLMAN, B.	ME	TCBA	.196	100	275	35	54	8	1	0	64	16	41	54	27	23	4	85.2	5
CROSS, M.	ME	TCBA	.186	97	291	33	54	14	0	0	68	26	56	38	24	20	4	83.3	2
KNIGHT, J.	ME	TCBA	.181	78	237	16	43	7	2	0	54	22	33	12	1	0	1	.0	4
DELAHANTY, F.	ME	TCBA	.170	19	47	7	8	0	0	0	8	2	9	6	0	0	0	-	2
KELLY, J.	ME	TCBA	.170	33	100	9	17	2	0	0	19	4	10	6	1	1	0	100.0	3
SWACINA, H.	ME	TCBA	.134	59	172	8	23	0	1	0	25	10	29	10	0	0	0	-	3
BALL, J.	ME	TCBA	.133	7	15	2	2	1	0	0	3	3	1	1	0	0	0	-	1
MOREN, L.	ME	TCBA	.128	38	86	7	11	0	0	0	11	2	14	10	0	0	0	-	2
DRUHOT, C.	ME	TCBA	.118	14	17	1	2	0	0	0	2	0	8	0	0	0	0	-	0
FRASER, C.	ME	TCBA	.091	25	44	1	4	0	0	0	4	3	8	2	0	0	0	-	0
STEELE, E.	ME	TCBA	.000	11	1	0	0	0	0	0	0	0	1	0	0	0	0	-	0
Mexicali Mallards			.227	1728	5367	536	1220	170	27	3	1453	483	753	453	266	194	72	72.9	82

27 Players	Tm	Lg	AVG	OBP	SLG	OPS	ISO	SECA	TA	RCON	RC	RC/G	PA	IBB	HBP	SH	SF
MCINTIRE, H.	ME	TCBA	.313	.375	.400	.775	.088	.175	.690	2.5	11.8	5.1	92	0	1	4	0
DOUGHERTY, P.	ME	TCBA	.279	.326	.318	.644	.039	.143	.606	-6.0	59.8	3.8	600	3	5	8	7
CHANCE, F.	ME	TCBA	.274	.386	.325	.711	.051	.274	.816	14.4	57.8	5.4	449	3	16	1	5
SCHRECKENGOST, O.	ME	TCBA	.253	.282	.282	.564	.029	.079	.440	-14.7	27.9	2.8	363	2	1	1	6
SULLIVAN, D.	ME	TCBA	.249	.323	.291	.613	.042	.141	.564	-12.3	54.0	3.4	608	1	16	15	8
MILAN, C.	ME	TCBA	.246	.340	.257	.597	.011	.168	.600	-3.8	18.8	3.6	207	1	5	1	1
SCHMIDT, B.	ME	TCBA	.246	.269	.298	.567	.053	.074	.442	-15.0	21.2	2.5	301	1	4	7	0
WILLIAMS, J.	ME	TCBA	.243	.283	.340	.622	.097	.175	.555	-13.4	51.4	3.4	555	3	0	3	6
TANNEHILL, L.	ME	TCBA	.229	.285	.260	.545	.030	.122	.455	-17.7	28.2	2.6	400	3	1	7	2
WINTER, G.	ME	TCBA	.225	.264	.225	.489	.000	.038	.381	-5.3	5.8	2.1	95	0	3	8	2
HITT, R.	ME	TCBA	.220	.291	.220	.511	.000	.100	.400	-3.0	3.4	2.3	56	0	0	1	0
ARMBRUSTER, C.	ME	TCBA	.219	.306	.219	.524	.000	.125	.440	-1.7	2.5	2.7	36	0	0	0	0
Keefer, A.	ME	TCBA	.209	.257	.267	.524	.058	.128	.404	-23.8	25.2	2.0	433	1	0	1	7
ROHE, G.	ME	TCBA	.205	.286	.252	.538	.047	.183	.491	-13.8	22.5	2.6	317	1	0	6	1
ADAMS, B.	ME	TCBA	.200	.200	.200	.400	.000	.000	.250	-3.8	1.5	1.4	37	0	0	2	0
FIENE, L.	ME	TCBA	.200	.200	.200	.400	.000	.000	.250	-1.1	.4	1.4	10	0	0	0	0
HALLMAN, B.	ME	TCBA	.196	.335	.233	.568	.036	.302	.630	-3.5	28.4	3.2	339	3	4	5	1
CROSS, M.	ME	TCBA	.186	.279	.234	.513	.048	.234	.523	-13.2	24.0	2.5	342	1	1	9	3
KNIGHT, J.	ME	TCBA	.181	.220	.228	.447	.046	.093	.337	-21.5	12.1	1.6	260	2	1	4	5
DELAHANTY, F.	ME	TCBA	.170	.264	.170	.434	.000	.128	.341	-4.1	2.2	1.4	53	0	0	0	0
KELLY, J.	ME	TCBA	.170	.224	.190	.414	.020	.090	.314	-9.6	4.2	1.3	108	1	1	1	0
SWACINA, H.	ME	TCBA	.134	.180	.145	.326	.012	.070	.230	-22.8	4.7	.8	185	0	0	2	1
BALL, J.	ME	TCBA	.133	.188	.200	.388	.067	.133	.286	-1.7	.5	.8	18	0	0	2	0
MOREN, L.	ME	TCBA	.128	.219	.128	.347	.000	.116	.273	-10.4	3.0	1.0	101	0	0	5	0
DRUHOT, C.	ME	TCBA	.118	.118	.118	.235	.000	.000	.133	-2.8	.3	.5	19	0	0	2	0
FRASER, C.	ME	TCBA	.091	.149	.091	.240	.000	.045	.175	-7.2	1.0	.6	53	0	1	6	0
STEELE, E.	ME	TCBA	.000	.000	.000	.000	.000	.000	.000	-.3	.0	.0	1	0	0	0	0
Mexicali Mallards			.227	.292	.271	.563	.043	.151	.502	-215.5	460.8	2.8	6038	26	60	101	55



12 Pitchers	Tm	Lg	W	L	PCT	SV	ERA	G	GS	CG	SHO	QS	IP	H	R	ER	HR	SO	BB
ARMBRUSTER, C.	ME	TCBA	0	0	-	0	.00	1	0	0	0	0	.1	1	0	0	0	0	0
WINTER, G.	ME	TCBA	17	10	.630	0	1.75	30	28	15	2	18	251.1	167	75	49	0	76	78
FRASER, C.	ME	TCBA	8	10	.444	1	2.18	25	16	9	2	14	153.0	139	45	37	1	53	39
STEELE, E.	ME	TCBA	2	1	.667	3	2.40	11	0	0	0	0	15.0	9	4	4	1	11	3
MOREN, L.	ME	TCBA	12	16	.429	0	3.01	38	32	13	4	14	263.1	206	121	88	0	136	139
MCINTIRE, H.	ME	TCBA	10	10	.500	2	3.04	33	23	15	0	12	228.0	183	93	77	9	62	71
DRUHOT, C.	ME	TCBA	3	4	.429	0	4.24	14	6	2	0	2	57.1	81	38	27	1	31	25
FIENE, L.	ME	TCBA	1	1	.500	3	4.32	35	0	0	0	0	58.1	68	33	28	0	47	22
HITT, R.	ME	TCBA	7	16	.304	0	4.34	27	21	9	2	8	166.0	180	95	80	2	84	61
ROHE, G.	ME	TCBA	2	7	.222	0	4.80	20	9	6	0	3	84.1	112	60	45	1	31	30
ADAMS, B.	ME	TCBA	1	13	.071	0	5.82	19	17	3	0	3	116.0	176	98	75	8	89	16
Keefer, A.	ME	TCBA	1	2	.333	0	6.55	8	2	1	0	1	33.0	57	33	24	0	12	15
Mexicali Mallards			64	90	.416	9	3.37	261	154	73	10	75	1426.0	1379	695	534	23	632	499

12 Pitchers	Tm	Lg	SUP/9	R/9	ERA	BF/9	BR/9	H/9	BB/9	SO/9	HR/9	ERPT	OBA	BF	BR	IBB	HB	WP	BK
ARMBRUSTER, C.	ME	TCBA	.0	.00	.00	54.0	27.0	27.0	.0	.0	.00	.1	.500	2	1	0	0	0	0
WINTER, G.	ME	TCBA	3.1	2.69	1.75	36.7	9.0	6.0	2.6	2.7	.00	31.8	.184	1026	251	5	11	3	0
FRASER, C.	ME	TCBA	2.1	2.65	2.18	37.2	10.6	8.2	2.1	3.1	.06	12.2	.245	632	180	4	6	4	0
STEELE, E.	ME	TCBA	.0	2.40	2.40	33.0	6.6	5.4	1.2	6.6	.60	.8	.184	55	11	1	0	0	0
MOREN, L.	ME	TCBA	3.6	4.14	3.01	39.4	12.2	7.0	4.7	4.6	.00	-3.3	.214	1152	357	1	13	6	0
MCINTIRE, H.	ME	TCBA	3.4	3.67	3.04	37.9	10.6	7.2	2.8	2.4	.36	-3.7	.217	959	268	1	15	5	0
DRUHOT, C.	ME	TCBA	2.8	5.97	4.24	41.8	16.6	12.7	3.8	4.9	.16	-8.6	.354	266	106	1	1	0	0
FIENE, L.	ME	TCBA	.0	5.09	4.32	40.3	14.8	10.5	3.4	7.3	.00	-9.2	.296	261	96	0	6	0	0
HITT, R.	ME	TCBA	2.3	5.15	4.34	39.8	13.3	9.8	3.3	4.6	.11	-26.6	.278	735	245	1	5	1	0
ROHE, G.	ME	TCBA	3.0	6.40	4.80	42.9	15.4	12.0	3.2	3.3	.11	-17.9	.310	402	144	0	2	0	1
ADAMS, B.	ME	TCBA	2.1	7.60	5.82	42.6	15.8	13.7	1.2	6.9	.62	-37.7	.346	549	204	0	12	2	0
Keefer, A.	ME	TCBA	2.7	9.00	6.55	45.5	20.7	15.5	4.1	3.3	.00	-13.4	.388	167	76	0	4	0	0
Mexicali Mallards			2.8	4.39	3.37	39.2	12.2	8.7	3.1	4.0	.15	-75.5	.253	6206	1939	14	75	21	1

ISLANDERS




BASEBALL

Long Island Islanders Draft Picks

1-Bill Sweeney 4-Ed Barry 5-John McDonald 6-Oscar Westerberg 7-Bob Peterson 8-Rube Dessau XFA-Connie Walsh

Long Island



**Opening Day Starting Lineup
1908 Long Island Islanders**

1-Roy Thomas, CF

2-Ed Abbaticchio, 2B 3-Elmer Flick, RF


4-John Ganzel, 1B

5-Otto Pickering, LF 6-Ernie Courtney, 3B


7-Whitey Alperman, SS

8-Frank Bowerman, C

9-Bob Ewing, P




PICKERING, MINNEAPOLIS




ALPERMAN, BROOKLYN



EWING, CINCINNATI



R. THOMAS, PHILADELPHIA NAT'L



ABBATICCHIO, PITTSBURGH



FLICK, CLEVELAND





BOWERMAN, BOSTON NAT'L



GANZEL, ROCHESTER



Bob Ewing (25-11, 1.71 ERA, 152 K, 8 Shutouts) and Doc White (23-12, 2.12, 159 K) led the Islander staff while Elmer Flick (.329, 82 runs, 88 RBI, 66 walks, 54 SB) and Ollie Pickering (.306, 63 runs, 44 RBI, 20 sb) led the offense.



28 Players	Tm	Lg	AVG	G	AB	R	H	2B	3B	HR	TB	RBI	SO	BB	ASB	SB	CS	SBP	GDP
WESTERBERG, O.	LI	TCBA	.333	16	9	0	3	0	0	0	3	0	2	2	0	0	0	-	0
DESSAU, R.	LI	TCBA	.333	6	3	0	1	0	0	0	1	0	0	0	0	0	0	-	0
FLICK, E.	LI	TCBA	.329	141	507	82	167	19	14	4	226	88	42	66	66	54	12	81.8	2
SHAY, D.	LI	TCBA	.321	41	78	13	25	4	1	1	34	12	4	10	5	2	3	40.0	2
PICKERING, O.	LI	TCBA	.306	114	402	63	123	12	4	0	143	44	45	30	26	20	6	76.9	3
BROWNE, G.	LI	TCBA	.286	105	374	41	107	12	8	3	144	49	35	17	20	17	3	85.0	6
MASON, D.	LI	TCBA	.286	21	14	3	4	0	0	0	4	2	4	0	0	0	0	-	2
BOWERMAN, F.	LI	TCBA	.262	101	271	26	71	8	2	0	83	40	40	27	10	7	3	70.0	2
McEaney, J.	LI	TCBA	.261	44	92	7	24	6	0	0	30	11	14	5	0	0	0	-	1
SWEENEY, B.	LI	TCBA	.260	78	200	26	52	4	0	0	56	24	12	25	21	13	8	61.9	3
ABBATICCHIO, E.	LI	TCBA	.248	136	475	72	118	21	6	2	157	50	44	61	48	38	10	79.2	11
GANZEL, J.	LI	TCBA	.242	138	516	56	125	19	13	0	170	71	58	30	16	9	7	56.3	6
ALPERMAN, W.	LI	TCBA	.235	139	480	50	113	21	16	1	169	61	64	18	7	3	4	42.9	5
COURTNEY, E.	LI	TCBA	.205	114	390	43	80	12	1	1	97	40	70	44	9	5	4	55.6	11
OWEN, F.	LI	TCBA	.200	29	10	0	2	0	0	0	2	0	1	0	0	0	0	-	1
THOMAS, R.	LI	TCBA	.198	120	378	64	75	15	2	0	94	17	76	86	24	13	11	54.2	4
CASEY, D.	LI	TCBA	.195	105	257	26	50	9	0	0	59	24	35	13	11	6	5	54.5	2
WHITE, D.	LI	TCBA	.175	42	103	10	18	2	0	0	20	5	14	17	5	2	3	40.0	0
MCDONALD, J.	LI	TCBA	.167	20	6	0	1	1	0	0	2	0	3	0	0	0	0	-	0
EWING, B.	LI	TCBA	.151	41	126	7	19	9	0	0	28	11	19	4	0	0	0	-	1
POWERS, M.	LI	TCBA	.148	78	182	7	27	4	0	0	31	8	21	13	0	0	0	-	8
SCHLAFly, H.	LI	TCBA	.144	41	104	24	15	0	0	1	18	8	18	27	8	6	2	75.0	1
PETERSON, B.	LI	TCBA	.143	36	14	2	2	0	0	0	2	1	0	0	0	0	0	-	0
SPARKS, T.	LI	TCBA	.097	38	93	8	9	0	0	0	9	7	14	7	0	0	0	-	8
LUNDGREN, C.	LI	TCBA	.091	28	77	2	7	0	0	0	7	5	13	6	0	0	0	-	0
HENLEY, W.	LI	TCBA	.071	26	14	0	1	0	0	0	1	0	3	0	0	0	0	-	1
BARRY, E.	LI	TCBA	.000	3	7	0	0	0	0	0	0	1	0	0	0	0	0	-	0
WALSH, C.	LI	TCBA	-	6	0	0	0	0	0	0	0	0	0	0	0	0	0	-	0
Long Island Islanders			.239	1807	5182	632	1239	178	67	13	1590	579	651	508	276	195	81	70.7	80


28 Players	Tm	Lg	AVG	OBP	SLG	OPS	ISO	SECA	TA	RCON	RC	RC/G	PA	IBB	HBP	SH	SF
WESTERBERG, O.	LI	TCBA	.333	.455	.333	.788	.000	.222	.833	.5	1.6	7.2	11	0	0	0	0
DESSAU, R.	LI	TCBA	.333	.333	.333	.667	.000	.000	.500	-.0	.3	4.5	3	0	0	0	0
FLICK, E.	LI	TCBA	.329	.427	.446	.873	.116	.329	1.054	49.6	114.0	8.4	613	4	27	4	9
SHAY, D.	LI	TCBA	.321	.411	.436	.847	.115	.231	.828	3.9	13.6	6.3	90	0	2	0	0
PICKERING, O.	LI	TCBA	.306	.353	.356	.709	.050	.159	.677	6.1	54.8	5.0	442	0	2	3	5
BROWNE, G.	LI	TCBA	.286	.322	.385	.707	.099	.182	.656	3.8	47.4	4.6	399	1	3	4	1
MASON, D.	LI	TCBA	.286	.286	.286	.571	.000	.000	.333	-.7	.6	1.2	16	0	0	2	0
BOWERMAN, F.	LI	TCBA	.262	.332	.306	.639	.044	.159	.590	-3.0	30.9	3.8	314	3	4	7	5
McEneaney, J.	LI	TCBA	.261	.293	.326	.619	.065	.120	.507	-2.3	9.2	3.5	100	0	0	1	2
SWEENEY, B.	LI	TCBA	.260	.335	.280	.615	.020	.170	.591	-4.4	20.8	3.3	235	1	0	5	5
ABBATICCHIO, E.	LI	TCBA	.248	.337	.331	.668	.082	.269	.688	4.3	58.6	4.0	553	1	4	10	3
GANZEL, J.	LI	TCBA	.242	.286	.329	.615	.087	.149	.525	-17.1	48.6	3.2	554	1	3	1	4
ALPERMAN, W.	LI	TCBA	.235	.289	.352	.641	.117	.152	.559	-11.7	49.9	3.5	531	2	20	8	5
COURTNEY, E.	LI	TCBA	.205	.290	.249	.539	.044	.159	.458	-20.5	29.0	2.4	442	0	3	4	1
OWEN, F.	LI	TCBA	.200	.200	.200	.400	.000	.000	.222	-1.1	.2	.6	10	0	0	0	0
THOMAS, R.	LI	TCBA	.198	.348	.249	.597	.050	.283	.623	-7.7	40.9	3.3	482	2	5	5	8
CASEY, D.	LI	TCBA	.195	.235	.230	.465	.035	.089	.369	-22.3	14.3	1.7	281	1	1	9	1
WHITE, D.	LI	TCBA	.175	.287	.194	.481	.019	.175	.443	-7.9	7.4	2.1	128	0	0	6	2
MCDONALD, J.	LI	TCBA	.167	.167	.333	.500	.167	.167	.400	-.5	.3	1.8	6	0	0	0	0
EWING, B.	LI	TCBA	.151	.177	.222	.399	.071	.103	.296	-13.6	5.2	1.2	136	0	0	6	0
POWERS, M.	LI	TCBA	.148	.213	.170	.384	.022	.093	.282	-20.0	6.2	1.0	201	0	2	3	0
SCHLAFLY, H.	LI	TCBA	.144	.348	.173	.521	.029	.327	.620	-2.9	10.0	2.9	140	0	6	2	1
PETERSON, B.	LI	TCBA	.143	.143	.143	.286	.000	.000	.167	-2.1	.4	.7	16	0	0	2	0
SPARKS, T.	LI	TCBA	.097	.158	.097	.255	.000	.075	.174	-14.6	1.0	.3	105	0	0	4	1
LUNDGREN, C.	LI	TCBA	.091	.163	.091	.254	.000	.078	.200	-12.0	1.9	.7	90	0	1	4	2
HENLEY, W.	LI	TCBA	.071	.071	.071	.143	.000	.000	.071	-2.8	.0	.0	15	0	0	1	0
BARRY, E.	LI	TCBA	.000	.000	.000	.000	.000	.000	.000	-1.8	.0	.0	8	0	0	0	1
WALSH, C.	LI	TCBA	-	-	-	-	-	-	-	.0	-	-	0	0	0	0	0
Long Island Islanders			.239	.314	.307	.621	.068	.188	.579	-100.6	540.5	3.4	5921	16	83	91	56

12 Pitchers	Tm	Lg	W	L	PCT	SV	ERA	G	GS	CG	SHO	QS	IP	H	R	ER	HR	SO	BB
MCDONALD, J.	LI	TCBA	0	0	-	0	1.42	19	0	0	0	0	19.0	18	8	3	0	12	6
LUNDGREN, C.	LI	TCBA	16	9	.640	0	1.49	28	28	16	4	24	229.0	117	54	38	2	107	77
EWING, B.	LI	TCBA	25	11	.694	2	1.71	41	39	29	8	29	332.0	246	87	63	1	152	59
OWEN, F.	LI	TCBA	6	3	.667	2	1.94	29	2	2	0	2	60.1	55	14	13	1	19	22
SPARKS, T.	LI	TCBA	17	16	.515	0	1.98	38	34	21	5	24	277.1	203	90	61	3	105	54
WHITE, D.	LI	TCBA	23	12	.657	2	2.12	41	36	25	2	27	323.0	268	98	76	2	159	48
McEaney, J.	LI	TCBA	0	0	-	2	2.16	5	0	0	0	0	8.1	8	4	2	0	2	3
WALSH, C.	LI	TCBA	0	0	-	0	2.25	6	0	0	0	0	4.0	5	1	1	0	1	1
HENLEY, W.	LI	TCBA	2	6	.250	0	2.63	26	7	3	0	4	65.0	58	23	19	1	25	18
BARRY, E.	LI	TCBA	1	2	.333	0	3.27	3	3	2	0	2	22.0	21	9	8	1	5	5
MASON, D.	LI	TCBA	2	3	.400	0	4.04	21	5	2	0	2	49.0	61	28	22	0	17	15
DESSAU, R.	LI	TCBA	0	0	-	0	11.74	6	0	0	0	0	7.2	13	12	10	0	1	3
Long Island Islanders			92	62	.597	8	2.04	263	154	100	19	114	1396.2	1073	428	316	11	605	311

12 Pitchers	Tm	Lg	SUP/9	R/9	ERA	BF/9	BR/9	H/9	BB/9	SO/9	HR/9	ERPT	OBA	BF	BR	IBB	HB	WP	BK
MCDONALD, J.	LI	TCBA	.0	3.79	1.42	39.8	11.4	8.5	2.8	5.7	.00	3.1	.231	84	24	0	0	0	0
LUNDGREN, C.	LI	TCBA	4.1	2.12	1.49	34.6	7.9	4.6	2.9	4.2	.08	35.6	.151	880	200	2	8	3	0
EWING, B.	LI	TCBA	4.3	2.36	1.71	35.5	8.6	6.7	1.6	4.1	.03	43.8	.204	1309	316	0	11	2	0
OWEN, F.	LI	TCBA	.9	2.09	1.94	37.6	10.7	8.2	2.5	2.8	.15	6.4	.253	252	72	5	0	0	0
SPARKS, T.	LI	TCBA	3.7	2.92	1.98	36.2	8.6	6.6	1.5	3.4	.10	28.2	.202	1115	266	7	16	0	0
WHITE, D.	LI	TCBA	4.2	2.73	2.12	36.0	9.1	7.5	1.3	4.4	.06	27.9	.225	1291	326	2	12	0	0
McEaney, J.	LI	TCBA	.0	4.32	2.16	41.0	10.8	8.6	2.2	2.2	.00	.7	.235	38	10	1	0	0	0
WALSH, C.	LI	TCBA	.0	2.25	2.25	40.5	13.5	11.3	2.3	2.3	.00	.3	.313	18	6	0	0	0	0
HENLEY, W.	LI	TCBA	1.2	3.18	2.63	39.0	11.8	8.0	2.5	3.5	.14	1.9	.237	282	85	0	9	1	0
BARRY, E.	LI	TCBA	3.3	3.68	3.27	35.6	10.6	8.6	2.0	2.0	.41	-.9	.263	87	26	0	0	0	0
MASON, D.	LI	TCBA	3.9	5.14	4.04	40.8	14.7	11.2	2.8	3.1	.00	-6.2	.308	222	80	0	4	0	0
DESSAU, R.	LI	TCBA	.0	14.09	11.74	45.8	21.1	15.3	3.5	1.2	.00	-7.5	.382	39	18	0	2	0	0
Long Island Islanders			3.7	2.76	2.04	36.2	9.2	6.9	1.9	3.9	.07	133.1	.211	5617	1429	17	62	6	0

highlights

May 11 – Carl Lundgren walks 7 and hits another, allowing 3 earned runs, but NO HITS as Long Island comes from behind to win 7-3 against Hyde Park.



LUNDGREN, CHICAGO NAT'L

Team	1	2	3	4	5	6	7	8	9	R	H	E	LOB	DP
Hyde Park Vitamen	0	3	0	0	0	0	0	0	0	3	0	3	5	0
Long Island Islanders	0	1	1	0	0	4	0	1		7	8	0	10	0

Hyde Park Vitamen (Game 26)																								
NAME	FT	AB	R	HR	BI	2B	3B	HR	TB	SO	BB	IBB	HBP	SH	SF	SB	CS	GDP	AVG	PO	A	E	DP	PB
G. ANDERSON, rf		2	0	0	0	0	0	0	0	0	2	0	0	0	0	0	0	0	.195	0	1	0	0	
J. SHECKARD, cf		3	0	0	1	0	0	0	0	1	1	0	0	0	0	0	0	0	.259	2	0	0	0	
H. CHASE, 1b		4	0	0	0	0	0	0	0	1	0	0	0	0	0	0	0	0	.301	7	0	0	0	
B. WALLACE, ss		3	1	0	0	0	0	0	0	0	1	0	0	0	0	0	0	0	.252	0	4	1	0	
W. CONROY, lf		3	1	0	0	0	0	0	0	1	1	0	0	0	0	0	0	0	.220	3	0	0	0	
H. HINCHMAN, 2b		2	0	0	0	0	0	0	0	0	1	0	0	1	0	0	1	0	.247	3	4	1	0	
R. HARTZELL, 3b		3	1	0	1	0	0	0	0	0	0	0	1	0	0	0	0	0	.253	1	1	0	0	
B. SULLIVAN, c		2	0	0	1	0	0	0	0	0	0	0	0	1	1	0	0	0	.235	8	0	1	0	0
D. SCANLAN, p		1	0	0	0	0	0	0	0	0	1	0	0	0	0	0	0	0	.400					
C. SMITH, p		1	0	0	0	0	0	0	0	1	0	0	0	0	0	0	0	0	.083					
Totals		24	3	0	3	0	0	0	0	4	7	0	1	2	1	0	1	0						

NAME	FT	G	SC	IP	H	R	ER	2B	3B	HR	BF	SO	BB	IBB	HB	SH	SF	WP	BK	IR	ERA
D. SCANLAN, L, 3- 1		36	5.1	6	6	4	0	0	0	0	32	6	6	0	1	1	1	0	0	0	1.72
C. SMITH		2.2	2	1	1	0	1	0	0	0	9	1	0	0	0	0	1	0	0	3	2.70
Totals		8.0	8	7	7	4	1	0	0	0	41	7	6	0	1	1	2	0	0	3	

Long Island Islanders (Game 26)																								
NAME	FT	AB	R	HR	BI	2B	3B	HR	TB	SO	BB	IBB	HBP	SH	SF	SB	CS	GDP	AVG	PO	A	E	DP	PB
H. SCHLAFELY, 2b		4	1	1	0	0	0	0	1	1	0	0	0	0	0	0	0	0	.158	2	3	0	0	
E. ABBATICCHIO, 2b		1	0	0	0	0	0	0	0	0	0	0	0	0	0	0	0	0	.241	0	1	0	0	
O. PICKERING, lf		5	2	2	1	0	0	0	2	1	0	0	0	0	0	0	0	0	.284	4	0	0	0	
E. FLICK, rf		5	1	1	1	0	1	0	3	2	0	0	0	0	0	0	0	0	.310	3	0	0	0	
D. SHAY, ss		5	1	2	1	0	0	0	2	1	0	0	0	0	0	0	0	0	.481	1	1	0	0	
O. WESTERBERG, ss		0	0	0	0	0	0	0	0	0	0	0	0	0	0	0	0	0	.000	0	0	0	0	
E. COURTNEY, 1b		2	1	1	1	0	0	0	1	1	2	0	1	0	0	0	0	0	.217	7	0	0	0	
R. THOMAS, cf		1	0	1	2	0	0	0	1	0	2	0	0	0	1	0	0	0	.214	6	0	0	0	
D. CASEY, 3b		4	0	0	0	0	0	0	0	1	0	0	0	0	0	0	0	0	.213	0	1	0	0	
M. POWERS, c		2	1	0	0	0	0	0	0	0	1	0	0	0	0	0	0	0	.171	4	1	0	0	0
C. LUNDGREN, p		1	0	0	1	0	0	0	0	0	1	0	0	1	1	0	0	0	.133					
Totals		30	7	8	7	0	1	0	10	7	6	0	1	1	2	0	0	0						

NAME	FT	G	SC	IP	H	R	ER	2B	3B	HR	BF	SO	BB	IBB	HB	SH	SF	WP	BK	IR	ERA
C. LUNDGREN, W, 5- 0		72	9.0	0	3	3	0	0	0	0	35	4	7	0	1	2	1	0	0	0	1.25
Totals		9.0	0	3	3	0	0	0	0	0	35	4	7	0	1	2	1	0	0	0	

June 12 Lefty Leifeld throws a PERFECT GAME for Waukesha, striking out 7 Mallards



Team	1	2	3	4	5	6	7	8	9	R	H	E	LOB	DP
Mexicali Mallards	0	0	0	0	0	0	0	0	0	0	0	0	0	2
Waukesha Freeman	0	1	0	0	2	2	0	2		7	14	0	5	0

Mexicali Mallards (Game 55)																										
NAME	FT	AB	R	HR	BI	2B	3B	HR	TB	SO	BB	IBB	HBP	SH	SF	SB	CS	GDP	AVG	PO	A	E	DP	PB		
F. CHANCE, 1b		3	0	0	0	0	0	0	0	2	0	0	0	0	0	0	0	0	.222	3	0	0	1			
J. WILLIAMS, 2b		3	0	0	0	0	0	0	0	0	0	0	0	0	0	0	0	0	.280	1	2	0	0			
D. SULLIVAN, rf		3	0	0	0	0	0	0	0	0	0	0	0	0	0	0	0	0	.290	5	2	0	2			
O. SCHRECKENGOST, c		3	0	0	0	0	0	0	0	0	0	0	0	0	0	0	0	0	.248	5	0	0	1	0		
A. Keefer, 3b		3	0	0	0	0	0	0	0	2	0	0	0	0	0	0	0	0	.177	1	0	0	0			
L. TANNEHILL, ss		3	0	0	0	0	0	0	0	1	0	0	0	0	0	0	0	0	.243	3	0	0	0			
G. ROHE, lf		3	0	0	0	0	0	0	0	0	0	0	0	0	0	0	0	0	.148	3	0	0	0			
J. KELLY, cf		3	0	0	0	0	0	0	0	1	0	0	0	0	0	0	0	0	.182	3	0	0	0			
B. ADAMS, p	I	2	0	0	0	0	0	0	0	1	0	0	0	0	0	0	0	0	.154							
B. HALLMAN, ph		1	0	0	0	0	0	0	0	0	0	0	0	0	0	0	0	0	.180	0	0	0	0			
Totals		27	0	0	0	0	0	0	0	7	0	0	0	0	0	0	0	0								
NAME	FT	G	SC	IP	H	R	ER	2B	3B	HR	BF	SO	BB	IBB	HB	SH	SF	WP	BK	IR	ERA					
B. ADAMS, L, 1-5	I	29	8.0	14	7	7	1	0	0	0	36	3	0	0	0	0	3	0	0	0	5.59	0	1	0	0	
Totals			8.0	14	7	7	1	0	0	0	36	3	0	0	0	0	3	0	0	0		24	5	0	2	0

Waukesha Freeman (Game 55)																										
NAME	FT	AB	R	HR	BI	2B	3B	HR	TB	SO	BB	IBB	HBP	SH	SF	SB	CS	GDP	AVG	PO	A	E	DP	PB		
M. HUGGINS, 2b		4	0	3	1	0	0	0	3	0	0	0	0	0	0	0	0	0	.210	0	2	0	0			
H. WAGNER, ss		3	0	0	1	0	0	0	0	1	0	0	0	0	1	0	0	0	.335	0	3	0	0			
T. JORDAN, 1b		4	0	0	0	0	0	0	0	0	0	0	0	0	0	0	0	0	.282	12	0	0	0			
M. MITCHELL, rf		4	2	2	0	0	0	0	2	0	0	0	0	0	0	0	0	0	.319	4	0	0	0			
F. ISBELL, lf		4	2	2	0	0	0	0	2	2	0	0	0	0	0	0	0	0	.188	2	0	0	0			
J. KLING, c		3	1	2	1	0	0	0	2	0	0	0	0	0	1	0	0	0	.310	7	1	0	0	0		
F. PARENT, 3b		3	1	2	3	1	0	0	3	0	0	0	0	0	1	0	0	0	.322	0	6	0	0			
A. BURCH, cf		4	0	1	1	0	0	0	1	0	0	0	0	0	0	0	0	0	.221	2	0	0	0			
L. LEIFIELD, p		4	1	2	0	0	0	0	2	0	0	0	0	0	0	0	0	0	.182							
Totals		33	7	14	7	1	0	0	15	3	0	0	0	0	3	0	0	0								
NAME	FT	G	SC	IP	H	R	ER	2B	3B	HR	BF	SO	BB	IBB	HB	SH	SF	WP	BK	IR	ERA					
L. LEIFIELD, W, 7-5		94	9.0	0	0	0	0	0	0	0	27	7	0	0	0	0	0	0	0	0	2.48	0	0	0	0	
Totals			9.0	0	0	0	0	0	0	0	27	7	0	0	0	0	0	0	0	0		27	12	0	0	0



DYGERT, PHILA. AMER.

July 23 – Mimosa’s Jimmy Dygert loses his NO-HITTER, giving up two 1st inning runs as he walked 4 batters and hit another while striking out 8 men against Grand Rapids.

Team	1	2	3	4	5	6	7	8	9	R	H	E	LOB	DP
Grand Rapids Wolverines	2	0	0	0	0	0	0	0	0	2	0	2	2	1
Mimosa Mirthmakers	0	0	0	0	0	0	0	1	0	1	5	0	10	0

Grand Rapids Wolverines (Game 94)																									
NAME	FT	AB	R	HR	BI	2B	3B	HR	TB	SO	BB	IBB	HBP	SH	SF	SB	CS	GDP	AVG	PO	A	E	DP	PB	
A. DEVLIN, 3b		3	1	0	0	0	0	0	0	2	1	0	0	0	0	0	0	0	0	.260	0	2	0	0	
R. BRESNAHAN, c		1	1	0	0	0	0	0	0	0	1	0	0	0	0	0	0	0	0	.279	0	0	1	0	0
A. SHAW, c		2	0	0	0	0	0	0	0	0	0	0	0	0	0	0	0	0	0	.208	2	2	0	0	0
O. KNABE, 2b		4	0	0	0	0	0	0	0	3	0	0	0	0	0	0	0	0	0	.244	4	2	0	0	0
S. CRAWFORD, rf		0	0	0	0	0	0	0	0	0	0	0	1	0	0	0	0	0	0	.355	0	0	0	0	0
A. KRUGER, pr-rf		3	0	0	0	0	0	0	0	2	0	0	0	0	0	0	0	0	0	.198	5	0	0	0	0
J. BATES, cf		2	0	0	1	0	0	0	0	0	1	0	0	0	0	0	0	0	0	.252	3	0	0	0	0
B. GANLEY, lf		2	0	0	1	0	0	0	0	0	0	0	0	0	1	0	0	0	0	.268	2	0	0	0	0
A. STORKE, 1b		2	0	0	0	0	0	0	0	1	1	0	0	0	0	0	1	0	0	.273	9	0	0	1	0
B. DAHLEN, ss		3	0	0	0	0	0	0	0	0	0	0	0	0	0	0	0	0	0	.225	2	4	1	1	0
E. KILLIAN, p		3	0	0	0	0	0	0	0	0	0	0	0	0	0	0	0	0	0	.225					
Totals		25	2	0	2	0	0	0	0	8	4	0	1	0	1	0	1	0	0						

NAME	FT	G	SC	IP	H	R	ER	2B	3B	HR	BF	SO	BB	IBB	HB	SH	SF	WP	BK	IR	ERA					
E. KILLIAN, W, 13-11		69	9.0	5	1	0	0	0	0	0	38	1	7	0	0	1	0	0	0	0	2.84	0	3	0	1	
Totals		9.0	5	1	0	0	0	0	0	0	38	1	7	0	0	1	0	0	0	0		27	13	2	1	0

EJECTIONS : R. BRESNAHAN
INJURIES : S. CRAWFORD (1 day)

Mimosa Mirthmakers (Game 94)																									
NAME	FT	AB	R	HR	BI	2B	3B	HR	TB	SO	BB	IBB	HBP	SH	SF	SB	CS	GDP	AVG	PO	A	E	DP	PB	
T. HARTSEL, cf		5	0	2	0	0	0	0	2	0	0	0	0	0	0	0	1	0	0	.316	3	0	0	0	
C. RITCHEY, 2b		4	1	0	0	0	0	0	0	1	1	0	0	0	0	0	0	0	0	.223	2	1	0	0	
G. BEAUMONT, rf		4	0	1	0	0	0	0	1	0	0	0	0	0	0	0	0	0	0	.304	1	0	0	0	
D. BRAIN, 3b		2	0	0	0	0	0	0	0	0	2	0	0	0	0	0	0	0	0	.298	0	2	0	0	
J. ANDERSON, lf		3	0	2	0	0	0	0	2	0	1	0	0	0	0	0	0	0	0	.327	3	0	0	0	
C. ROSSMAN, 1b		4	0	0	0	0	0	0	0	0	0	0	0	0	0	0	0	1	0	.312	7	1	0	0	
G. SCHAEFER, ss		4	0	0	0	0	0	0	0	0	0	0	0	0	0	0	0	0	0	.277	2	2	0	0	
J. STEPHENS, c		2	0	0	0	0	0	0	0	0	1	0	0	0	0	0	0	0	0	.233	8	1	0	0	0
L. Smith, ph	I	1	0	0	0	0	0	0	0	0	0	0	0	0	0	0	0	0	0	.237	0	0	0	0	
J. DYGERT, p		1	0	0	0	0	0	0	0	0	1	0	0	1	0	0	0	0	0	.049					
F. CLARKE, ph		0	0	0	0	0	0	0	0	0	1	0	0	0	0	0	0	0	0	.297	0	0	0	0	
Totals		30	1	5	0	0	0	0	5	1	7	0	0	1	0	1	0	1	1						

NAME	FT	G	SC	IP	H	R	ER	2B	3B	HR	BF	SO	BB	IBB	HB	SH	SF	WP	BK	IR	ERA				
J. DYGERT, L, 12- 7		83	9.0	0	2	2	0	0	0	0	31	8	4	0	1	0	1	0	0	0	1.97	1	1	0	0
Totals		9.0	0	2	2	0	0	0	0	0	31	8	4	0	1	0	1	0	0	0		27	8	0	0



August 10 – Turin’s Ed Karger NO-HIT the Naps while facing 33 hitters – 3 errors, 2 walks and a hit batter, winning 5-0.

Team	1	2	3	4	5	6	7	8	9	R	H	E	LOB	DP
Turin Mountaineers	0	0	2	2	0	0	1	0	0	5	10	3	5	0
Cleveland Naps	0	0	0	0	0	0	0	0	0	0	0	1	6	2

Turin Mountaineers (Game 111)																									
NAME	FT	AB	R	HR	BI	2B	3B	HR	TB	SO	BB	IBB	HBP	SH	SF	SB	CS	GDP	AVG	PO	A	E	DP	PB	
J. KANE, cf		5	1	2	0	1	0	0	3	1	0	0	0	0	0	0	0	0	0	.241	4	0	0	0	
S. HOFMAN, rf		4	1	2	2	0	1	0	4	1	0	0	0	0	0	0	0	0	.295	6	0	0	0		
F. LAPORTE, 3b		3	0	0	1	0	0	0	0	0	0	0	0	0	1	0	0	0	.259	0	1	1	0		
T. SPENCER, c		4	0	2	0	0	0	0	2	0	0	0	0	0	0	0	0	0	.299	7	0	0	0		
J. HUMMEL, 2b		4	1	1	0	0	0	0	1	1	0	0	0	0	0	0	0	0	.253	1	1	2	0		
J. BARRETT, lf		4	1	1	2	0	0	1	4	0	0	0	0	0	0	0	0	1	.216	2	0	0	0		
J. HANNIFIN, 1b		3	0	0	0	0	0	0	0	0	1	0	0	0	0	0	0	0	.223	5	0	0	0		
H. WAGNER, ss		4	0	1	0	0	0	0	1	2	0	0	0	0	0	0	0	0	.250	2	2	0	0		
E. KARGER, p		4	1	1	0	0	0	0	1	1	0	0	0	0	0	0	0	1	.140						
Totals		35	5	10	5	1	1	1	16	6	1	0	0	0	1	0	0	2							
NAME	FT	G	SC	IP	H	R	ER	2B	3B	HR	BF	SO	BB	IBB	HB	SH	SF	WP	BK	IR	ERA				
E. KARGER, W, 12-18		9	1	9.0	0	0	0	0	0	0	33	6	2	0	1	1	0	1	0	0	2.25	0	1	0	
Totals				9.0	0	0	0	0	0	0	33	6	2	0	1	1	0	1	0	0		27	5	3	

Cleveland Naps (Game 112)																									
NAME	FT	AB	R	HR	BI	2B	3B	HR	TB	SO	BB	IBB	HBP	SH	SF	SB	CS	GDP	AVG	PO	A	E	DP	PB	
F. TENNEY, 1b		4	0	0	0	0	0	0	0	1	0	0	0	0	0	0	0	0	.266	10	2	0	2		
C. HEMPHILL, rf		3	0	0	0	0	0	0	0	0	0	0	1	0	0	0	0	0	.247	4	0	0	0		
R. OLDRING, cf		4	0	0	0	0	0	0	0	1	0	0	0	0	0	0	0	0	.328	1	0	0	0		
B. CONGALTON, lf		3	0	0	0	0	0	0	0	0	1	0	0	0	0	0	0	0	.291	0	0	0	0		
R. Hobbs, 3b		3	0	0	0	0	0	0	0	1	1	0	0	0	0	0	0	0	.267	0	1	0	0		
B. HINCHMAN, 2b		4	0	0	0	0	0	0	0	2	0	0	0	0	0	0	0	0	.225	1	4	1	2		
A. BRIDWELL, ss		3	0	0	0	0	0	0	0	1	0	0	0	0	0	0	0	0	.175	3	6	0	2		
B. BERGEN, c		3	0	0	0	0	0	0	0	0	0	0	0	0	0	0	0	0	.181	6	0	0	0		
B. MCGILL, p		1	0	0	0	0	0	0	0	0	0	0	0	1	0	0	0	0	.087						
F. ODWELL, ph		1	0	0	0	0	0	0	0	0	0	0	0	0	0	0	0	0	.251	0	0	0	0		
R. BEECHER, p		0	0	0	0	0	0	0	0	0	0	0	0	0	0	0	0	0	.107						
Totals		29	0	0	0	0	0	0	0	6	2	0	1	1	0	0	0	0							
NAME	FT	G	SC	IP	H	R	ER	2B	3B	HR	BF	SO	BB	IBB	HB	SH	SF	WP	BK	IR	ERA				
B. MCGILL, L, 8-6		49	8	8.0	9	5	5	1	1	1	33	5	0	0	0	0	1	0	0	0	2.64	2	2		
R. BEECHER				1.0	1	0	0	0	0	0	4	1	1	0	0	0	0	0	0	0	4.75	0	0		
Totals				9.0	10	5	5	1	1	1	37	6	1	0	0	0	1	0	0	0		27	15		

September 1 – Turin’s Eddie Plank NO-HITS Western, 2-0. The only base runners reached on the three Mountaineer errors, and one was erased trying to steal second base.



Team	1	2	3	4	5	6	7	8	9	R	H	E	LOB	DP
Turin Mountaineers	0	0	1	0	0	0	0	0	1	2	10	3	8	0
Western Marvels	0	0	0	0	0	0	0	0	0	0	0	0	2	1

Turin Mountaineers (Game 132)																								
NAME	FT	AB	R	HR	BI	2B	3B	HR	TB	SO	BB	IBB	HBP	SH	SF	SB	CS	GDP	AVG	PO	A	E	DP	PB
R. MURRAY, cf		5	1	1	1	0	0	1	4	1	0	0	0	0	0	0	0	0	.237	5	0	0	0	
S. HOFMAN, rf		4	0	0	0	0	0	0	0	1	0	0	0	0	0	0	0	0	.300	3	0	0	0	
F. LAPORTE, 3b		3	0	1	0	0	0	0	1	1	1	0	0	0	0	0	0	0	.257	0	1	1	0	
B. BRADLEY, 3b		0	0	0	0	0	0	0	0	0	0	0	0	0	0	0	0	0	.169	0	1	0	0	
L. MCLEAN, c		4	0	4	0	0	0	0	4	0	0	0	0	0	0	0	0	0	.272	6	1	0	0	0
J. HUMMEL, 2b		4	0	0	0	0	0	0	0	0	0	0	0	0	0	0	0	1	.256	0	1	0	0	
J. BARRETT, lf		4	1	2	0	0	2	0	6	0	0	0	0	0	0	0	0	0	.219	2	0	0	0	
J. HANNIFIN, 1b		4	0	0	0	0	0	0	0	1	0	0	0	0	0	0	0	0	.211	7	0	0	0	
H. WAGNER, ss		4	0	1	1	0	0	0	1	0	0	0	0	0	0	0	0	0	.243	4	5	2	0	
E. PLANK, p		3	0	1	0	0	0	0	1	1	0	0	0	1	0	0	0	0	.172					
Totals		35	2	10	2	0	2	1	17	5	1	0	0	1	0	0	0	1						

Western Marvels (Game 132)																					
NAME	FT	G	SC	IP	H	R	ER	2B	3B	HR	BF	SO	BB	IBB	HB	SH	SF	WP	BK	IR	ERA
E. PLANK, W, 20-14		9	3	9.0	0	0	0	0	0	0	29	6	0	0	0	0	0	0	0	0	2.76
Totals		9	0	9.0	0	0	0	0	0	0	29	6	0	0	0	0	0	0	0	0	27

Western Marvels (Game 132)																								
NAME	FT	AB	R	HR	BI	2B	3B	HR	TB	SO	BB	IBB	HBP	SH	SF	SB	CS	GDP	AVG	PO	A	E	DP	PB
A. HOELSKOETTER, 2b		4	0	0	0	0	0	0	0	0	0	0	0	0	0	0	0	0	.228	2	3	0	1	
J. BIRMINGHAM, rf		4	0	0	0	0	0	0	0	1	0	0	0	0	0	0	0	0	.236	3	0	0	0	
T. LEACH, cf		3	0	0	0	0	0	0	0	1	0	0	0	0	0	0	1	0	.306	2	0	0	0	
J. TITUS, lf		3	0	0	0	0	0	0	0	0	0	0	0	0	0	0	0	0	.297	2	0	0	0	
T. TURNER, ss		3	0	0	0	0	0	0	0	3	0	0	0	0	0	0	0	0	.228	1	4	0	1	
L. Honeycutt, 3b		3	0	0	0	0	0	0	0	0	0	0	0	0	0	0	0	0	.192	1	0	0	0	
K. BRANSFIELD, 1b		3	0	0	0	0	0	0	0	0	0	0	0	0	0	0	0	0	.218	9	2	0	1	
M. HEYDON, c		2	0	0	0	0	0	0	0	1	0	0	0	0	0	0	0	0	.204	5	0	0	0	0
H. BEMIS, ph-c		1	0	0	0	0	0	0	0	0	0	0	0	0	0	0	0	0	.222	0	0	0	0	0
C. MORGAN, p		3	0	0	0	0	0	0	0	0	0	0	0	0	0	0	0	0	.063					
Totals		29	0	0	0	0	0	0	0	6	0	0	0	0	0	0	1	0						

Western Marvels (Game 132)																					
NAME	FT	G	SC	IP	H	R	ER	2B	3B	HR	BF	SO	BB	IBB	HB	SH	SF	WP	BK	IR	ERA
C. MORGAN, L, 3-17		6	3	9.0	10	2	2	0	2	1	37	5	1	0	0	1	0	0	0	0	3.35
Totals		9	0	10	2	2	0	2	1	1	37	5	1	0	0	1	0	0	0	0	27



DYGERT, PHILA. AMER.

Sept 23 – Mimosa's Jimmy Dygert throws his 2nd no-hitter of the season, winning this one in the heat of the pennant race

Pittsburgh Rebels at Mimosa Mirthmakers														
Team	1	2	3	4	5	6	7	8	9	R	H	E	LOB	DP
Pittsburgh Rebels	0	0	0	0	0	0	0	0	0	0	0	0	4	0
Mimosa Mirthmakers	0	1	0	0	0	0	1	0		2	6	1	8	0

Pittsburgh Rebels (Game 153)																							
NAME	FT	AB	R	HRBI	2B	3B	HR	TB	SO	BB	IBB	HBP	SH	SF	SB	CS	GDP	AVG	PO	A	E	DP	PB
B. BYRNE, 3b		4	0	0	0	0	0	0	0	0	0	0	0	0	0	0	0	.264	0	2	0	0	0
B. MALONEY, rf		4	0	0	0	0	0	0	2	0	0	0	0	0	0	0	0	.221	3	0	0	0	0
J. SLAGLE, cf		2	0	0	0	0	0	0	0	2	0	0	0	0	0	0	0	.257	4	0	0	0	0
H. FERRIS, 2b		4	0	0	0	0	0	0	0	0	0	0	0	0	0	0	0	.227	0	3	0	0	0
G. STOVALL, 1b		2	0	0	0	0	0	0	1	1	0	0	0	0	0	0	0	.229	11	1	0	0	0
J. TINKER, ss		2	0	0	0	0	0	0	1	0	0	0	1	0	2	0	0	.189	2	4	0	0	0
B. Flanagan, lf-c		3	0	0	0	0	0	0	0	0	0	0	0	0	0	0	0	.187	0	0	0	0	0
M. KAHOE, c		2	0	0	0	0	0	0	0	0	0	0	0	0	0	0	0	.225	3	1	0	0	1
F. OSBORN, ph-lf		1	0	0	0	0	0	0	0	0	0	0	0	0	0	0	0	.220	0	0	0	0	0
F. CORRIDON, p		3	0	0	0	0	0	0	1	0	0	0	0	0	0	0	0	.148					
Totals		27	0	0	0	0	0	0	5	3	0	0	1	0	2	0	0						

NAME	FT	G	SC	IP	H	R	ER	2B	3B	HR	BF	SO	BB	IBB	HB	SH	SF	WP	BK	IR	ERA				
F. CORRIDON, L, 10-20		64	8.0	6	2	2	2	0	1	34	4	2	0	2	1	0	0	0	0	0	2.84				
Totals		8.0	6	2	2	2	0	1	34	4	2	0	2	1	0	0	0	0	0	0	24	13	0	0	1

NAME	FT	AB	R	HRBI	2B	3B	HR	TB	SO	BB	IBB	HBP	SH	SF	SB	CS	GDP	AVG	PO	A	E	DP	PB
T. HARTSEL, cf		3	1	2	1	1	0	6	0	1	0	0	0	0	0	1	0	.321	2	0	0	0	0
C. RITCHEY, 2b		4	0	0	0	0	0	0	1	0	0	0	0	0	0	0	0	.227	4	2	0	0	0
G. BEAUMONT, rf		3	0	2	0	1	0	3	0	1	0	0	0	0	0	0	0	.310	4	0	0	0	0
J. ANDERSON, 1b		3	0	0	0	0	0	0	1	0	0	1	0	0	0	0	0	.290	8	1	0	0	0
C. ROSSMAN, 1b		0	0	0	0	0	0	0	0	0	0	0	0	0	0	0	0	.302	0	0	0	0	0
F. CLARKE, lf		4	1	1	0	0	0	1	0	0	0	0	0	0	0	0	0	.290	2	0	0	0	0
D. BRAIN, 3b		3	0	0	0	0	0	0	0	0	0	0	1	0	0	0	0	.291	0	1	0	0	0
H. HART, c		3	0	0	0	0	0	0	1	0	0	0	0	0	0	0	0	.189	3	0	1	0	0
J. STEPHENS, c		1	0	0	0	0	0	0	0	0	0	0	0	0	0	0	0	.223	2	0	0	0	0
C. O'LEARY, ss		3	0	1	1	0	0	1	1	0	0	0	0	0	0	0	0	.203	2	6	0	0	0
J. DYGERT, p		2	0	0	0	0	0	0	0	0	0	0	1	0	0	0	0	.050					
Totals		29	2	6	2	2	0	11	4	2	0	2	1	0	0	1	0						

NAME	FT	G	SC	IP	H	R	ER	2B	3B	HR	BF	SO	BB	IBB	HB	SH	SF	WP	BK	IR	ERA				
J. DYGERT, W, 17-12		89	9.0	0	0	0	0	0	0	0	31	5	3	0	0	1	0	0	0	0	2.14				
Totals		9.0	0	0	0	0	0	0	0	0	31	5	3	0	0	1	0	0	0	0	27	10	1	0	0

A vinyl record is shown from a top-down perspective, partially covered by a bright blue sleeve. The record's surface is black with a white center. The text "ONE-HIT WONDERS" is printed in a bold, yellow, sans-serif font with a thin red outline, centered on the blue sleeve. The text is arranged in two lines: "ONE-HIT" on the top line and "WONDERS" on the bottom line.

**ONE-HIT
WONDERS**

We had 19 one-hitters thrown this season, in addition to the eight no-hitters. All were winning efforts, and 15 of them were shutouts. Sixteen were broken up by a single, two by a double and one by a triple.

Bradenton pitchers threw 3 of them and Buckeye hitters suffered 3 others, not quite as bad as the 4 times that Mexicali was 1-hit.

Patsy Dougherty broke up 2 of those 1-hitters for the Mallards – the only hitter to do it twice this year.



**April 16 – Joe Lush (HH)
April 20 – Wild Bill Donovan (BR)
May 10 – Ed Karger (TU)
June 20 – Harry Howell (BE)
June 23 – Bill McGill (CL)
July 9 – Jeff Pfiester (CL)
July 10 – Cy Falkenberg (SO)
July 10 – Rube Waddell (PR)
July 13 – Fred Beebe (GW)
July 17 – Frank Kitson (HH)
July 19 – Carl Lundgren (LI)
July 23 – Roy Hitt (ME)
July 26 – Jack Coombs (BR)
July 29 – Three Finger Brown (BE)
August 15 – Lefty Leifield (WA)
August 25 – Stony McGlynn (LT)
August 25 – Jack Powell (MI)
September 5 – Ed Siever (BR)
September 14 – Buster Brown (BU)**



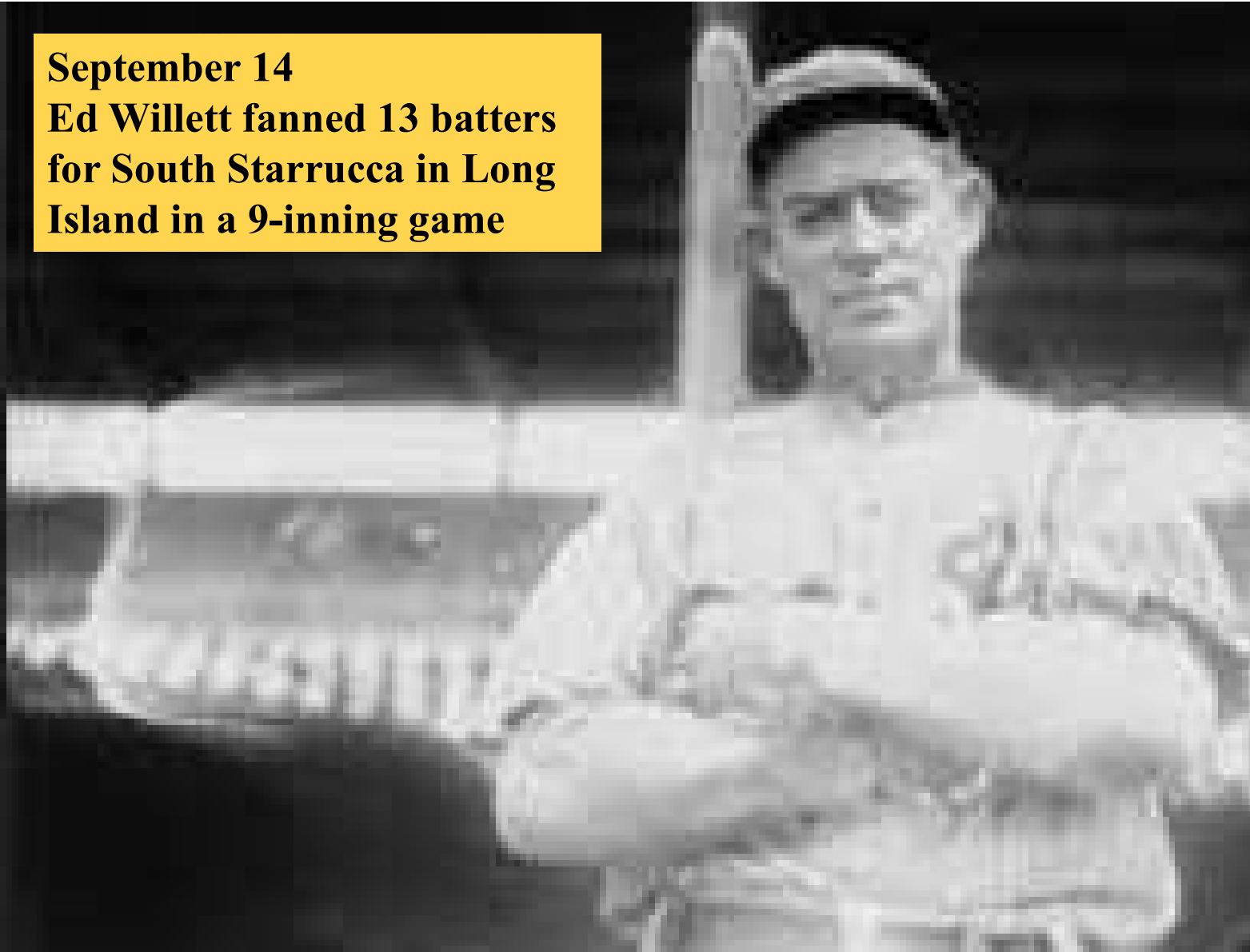
August 15

**Rube Waddell struck out 13
hitters for Pittsburgh in an 11
inning game in Western**



September 14

**Ed Willett fanned 13 batters
for South Starrucca in Long
Island in a 9-inning game**



WILLETTS, DETROIT



One hundred and twenty-seven games were settled in extra innings this season

10 innings – 56
11 innings – 22
12 innings – 22
13 innings - 7
14 innings - 7
15 innings - 6
16 innings - 4
17 innings - 2
19 innings - 1

	X-Inn
TCBA Origins 1907 MLB	
Don Mahley Division	
Long Island Islanders	11- 6
Hyde Park Vitamen	7- 7
Western Marvels	8- 9
South Starrucca Ainspans	10- 5
Stu McCorkindale Division	
Cleveland Naps	8- 8
Bradenton Buckeyes	12- 9
Bergen Barflies	8- 9
Mexicali Mallards	13-15
Bill Kirwin Division	
Mimosa Mirthmakers	9- 8
Waukesha Freeman	7- 5
Grand Rapids Wolverines	6- 3
Pittsburgh Rebels	6-15
Richard Seitz Division	
Buffalo Mules	7- 9
Hereford Highlanders	6- 3
Turin Mountaineers	8- 4
London Tecumsehs	1-12

Mimosa Mirthmakers at Buffalo Mules																										
Team	1	2	3	4	5	6	7	8	9	10	11	12														
Mimosa Mirthmakers	1	0	0	2	0	0	0	1	0	0	0	0														
Buffalo Mules	0	1	1	0	1	0	1	0	0	0	0	0														
Team	13	14	15	16	17	18	19	R	H	E	LOB	DP														
Mimosa Mirthmakers	0	0	0	0	0	0	0	4	15	2	18	1														
Buffalo Mules	0	0	0	0	0	0	1	5	12	1	11	0														
Mimosa Mirthmakers (Game 11)																										
NAME	FT	AB	R	HR	BI	2B	3B	HR	TB	SO	BB	IBB	HBP	SH	SF	SB	CS	GDP	AVG	PO	A	E	DP	PB		
T. HARTSEL, lf		9	0	1	0	0	0	0	1	2	0	0	0	0	0	0	1	0	.240	4	0	0	0			
C. RITCHEY, 2b		9	1	4	0	0	0	0	4	0	0	0	0	0	0	0	0	0	.286	6	8	0	1			
G. BEAUMONT, cf		8	0	1	0	0	0	0	1	0	1	0	0	0	0	1	2	0	.341	10	0	0	0			
F. CLARKE, rf		7	1	1	1	1	0	0	2	1	2	0	0	0	0	1	0	0	.209	3	0	0	0			
C. ROSSMAN, 1b		6	1	2	0	0	0	0	2	0	1	1	0	2	0	0	0	0	.265	19	1	0	0			
B. COUGHLIN, 3b		7	1	1	0	0	0	0	1	1	1	0	0	1	0	0	0	0	.209	1	4	0	1			
J. WARNER, c		9	0	4	2	0	0	0	4	0	0	0	0	0	0	1	0	0	.189	9	2	2	1	0		
C. O'LEARY, ss		6	0	1	1	0	0	0	1	2	2	2	0	0	0	0	0	0	.061	2	6	0	1			
J. DYGERT, p		7	0	0	0	0	0	0	0	0	1	0	0	0	0	0	0	0	.000							
Totals		68	4	15	4	1	0	0	16	6	8	3	0	3	0	3	3	0								
NAME	FT	G	SC	IP	H	R	ER	2B	3B	HR	BF	SO	BB	IBB	HB	SH	SF	WP	BK	IR	ERA	A	E	DP	PB	
J. DYGERT, L, 2-1		95	18.1	12	5	3	0	0	0	0	71	7	4	1	0	2	0	0	0	0	.96	1	3	0	1	
Totals		18.1	12	5	3	0	0	0	0	0	71	7	4	1	0	2	0	0	0	0		55	24	2	1	0

Mimosa Mirthmakers at Buffalo Mules																										
Buffalo Mules (Game 11)																										
NAME	FT	AB	R	HR	BI	2B	3B	HR	TB	SO	BB	IBB	HBP	SH	SF	SB	CS	GDP	AVG	PO	A	E	DP	PB		
S. MAGEE, cf		6	2	1	0	0	0	0	1	1	1	0	0	1	0	0	0	0	.413	5	0	0	0			
F. JONES, lf		7	0	2	0	0	0	0	2	0	0	0	0	1	0	0	1	0	.286	4	0	0	0			
N. CLARKE, c		6	0	0	0	0	0	0	0	1	2	0	0	0	0	0	0	0	.194	9	3	0	0	1		
S. NICHOLLS, 2b		8	0	2	2	0	0	0	2	0	0	0	0	0	0	0	0	0	.366	5	4	1	0			
T. COBB, rf		8	2	2	0	0	0	0	2	1	0	0	0	0	0	1	0	0	.294	2	0	0	0			
G. MORIARTY, 3b		8	0	2	0	0	0	0	2	2	0	0	0	0	0	1	0	0	.333	1	7	0	0			
B. UNGLAUB, 1b		7	0	2	0	0	0	0	2	1	1	1	0	0	0	1	0	0	.204	25	1	0	0			
G. DAVIS, ss		8	0	1	2	0	0	0	1	0	0	0	0	0	0	0	0	0	.320	6	9	0	0			
G. DORNER, p		4	1	0	0	0	0	0	0	0	0	0	0	0	0	0	0	0	.000							
E. STRICKLETT, p		3	0	0	0	0	0	0	0	1	0	0	0	0	0	0	0	0	.250							
Totals		65	5	12	4	0	0	0	12	7	4	1	0	2	0	3	1	0								
NAME	FT	G	SC	IP	H	R	ER	2B	3B	HR	BF	SO	BB	IBB	HB	SH	SF	WP	BK	IR	ERA	A	E	DP	PB	
G. DORNER		57	10.2	12	4	3	1	0	0	0	46	3	2	0	0	2	0	0	0	0	4.08	0	1	0	0	
E. STRICKLETT, W, 2-1		8.1	3	0	0	0	0	0	0	0	33	3	6	3	0	1	0	0	0	1	1.59	0	2	0	0	
Totals		19.0	15	4	3	1	0	0	0	0	79	6	8	3	0	3	0	0	0	1		57	27	1	0	1



April 24
Mimosa @ Buffalo
19 innings
5-4 Buffalo with 1 out



Ernie Courtney was one of four players to have five or more hits in one game TWICE this season. On June 24, Ernie went six-for-six in Western and on July 18 he went five-for-five in Mexicali

SIX **five**



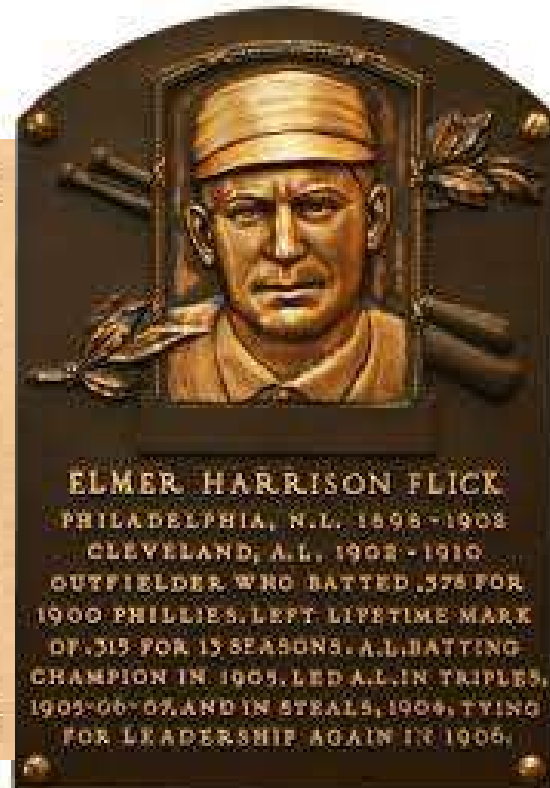


Elmer Flick of Long Island had a pair of five hit days for the Islanders, and they came exactly one week apart. On July 18 in Mexicali, Elmer went five-for-six with a double, a walk and four RBI. On July 25 in South Starrucca, Elmer went five-for-five and was hit by a pitch.



Flick, Cleveland

OLD MILL
Cigarettes
Base Ball Series
Selection from
TEXAS
SOUTH ATLANTIC
VIRGINIA AND
SOUTHERN LEAGUES





Jimmy Collins of Hereford had a pair of five hit afternoons, both in the same week.

On August 4, Jimmy went five-for-five with two doubles in Turin

On August 9, Jimmy went five-for-six with two doubles, a walk and six RBI in Mexicali.

In the process, Jimmy raised his batting average from .294 to .306





Davy Jones of South Starrucca was the fourth hitter to collect five hits in a game TWICE.

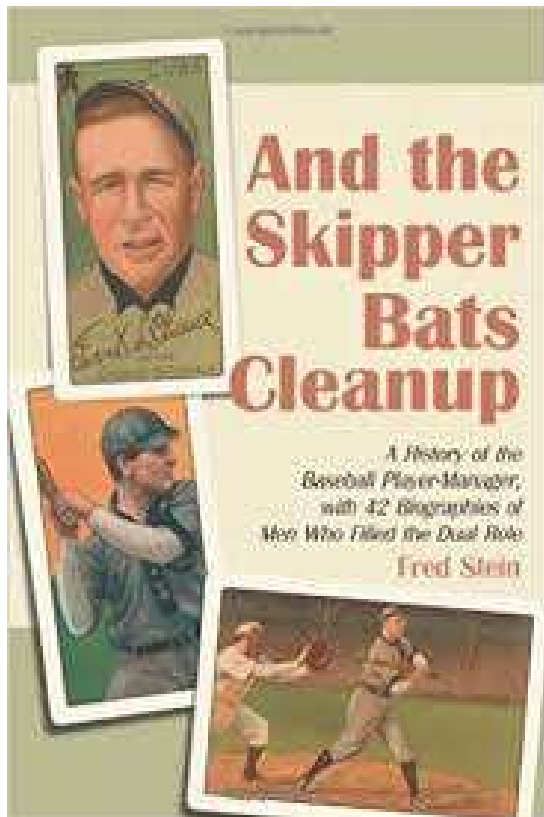
On August 7, Davy went five-for-six with a walk, a triple and a stolen base against Waukesha

On September 18, Davy went five-for-six against the Vitamen in Hyde Park.



One of the most impressive five hit performances was turned in by Player-Manager Stick Fiehl.

On August 2, Stick went five-for-six with a double and four singles to knock in five runs while scoring three times for the Ainspans in Western!




PLAYER MANAGER



George Stovall, Pittsburgh



Harry Steinfeldt, Cleveland



Ed McFarland, Bradenton



Tom Corcoran, Hereford



Ed Konetchy, Grand Rapids



Sam Crawford, Grand Rapids




Joe Birmingham, Western



Roger Bresnahan, Grand Rapids



Johnny Kling, Waukesha



Socks Seybold, Bergen



SEYBOLD, Fielder, Athletic

Harry Lumley, Hereford



LUMLEY, BROOKLYN

Tommie Leach, Western



LEACH, PITTSBURGH

Ginger Beaumont, Mimosa Mike Mowrey, South Starrucca Ed Abbaticchio, Long Island



BEAUMONT, BOSTON NAT'L



MOUREY, MINNAPOLIS



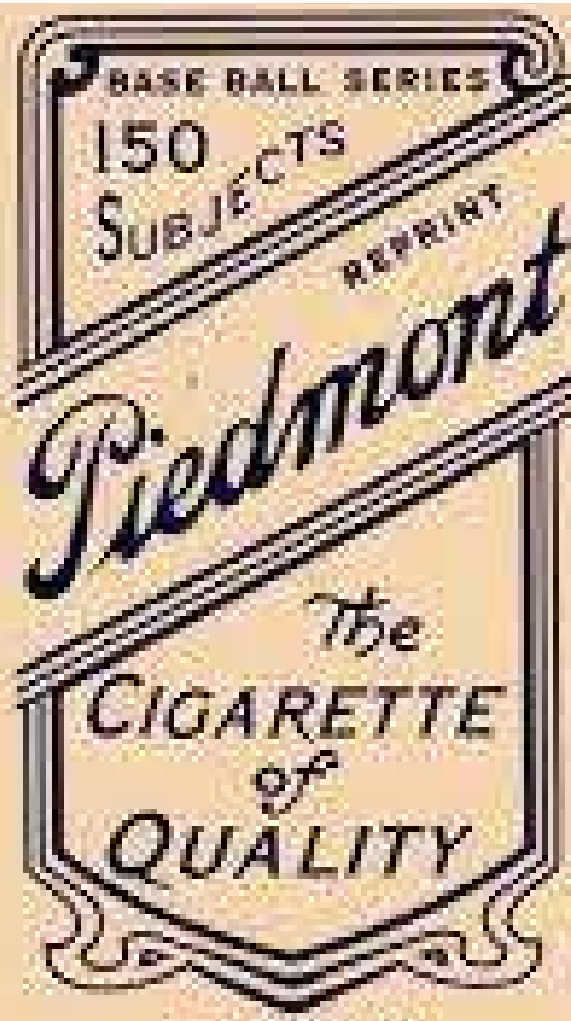
ABBATICCHIO, PITTSBURGH

Honus Wagner, Waukesha



HONUS WAGNER
PITTSBURGH

Harry Davis, Hereford



MADE IN U.S.A.
PITTSBURGH, PA.



DAVIS, PHILA. AMER.




SIX

Ernie Courtney
Long Island
June 24 @ Western
6-2-6-3 with four
singles, 2 doubles &
a stolen base

Wildfire Schulte
Hyde Park
July 27 @ SO
6-2-6-4 with six
singles

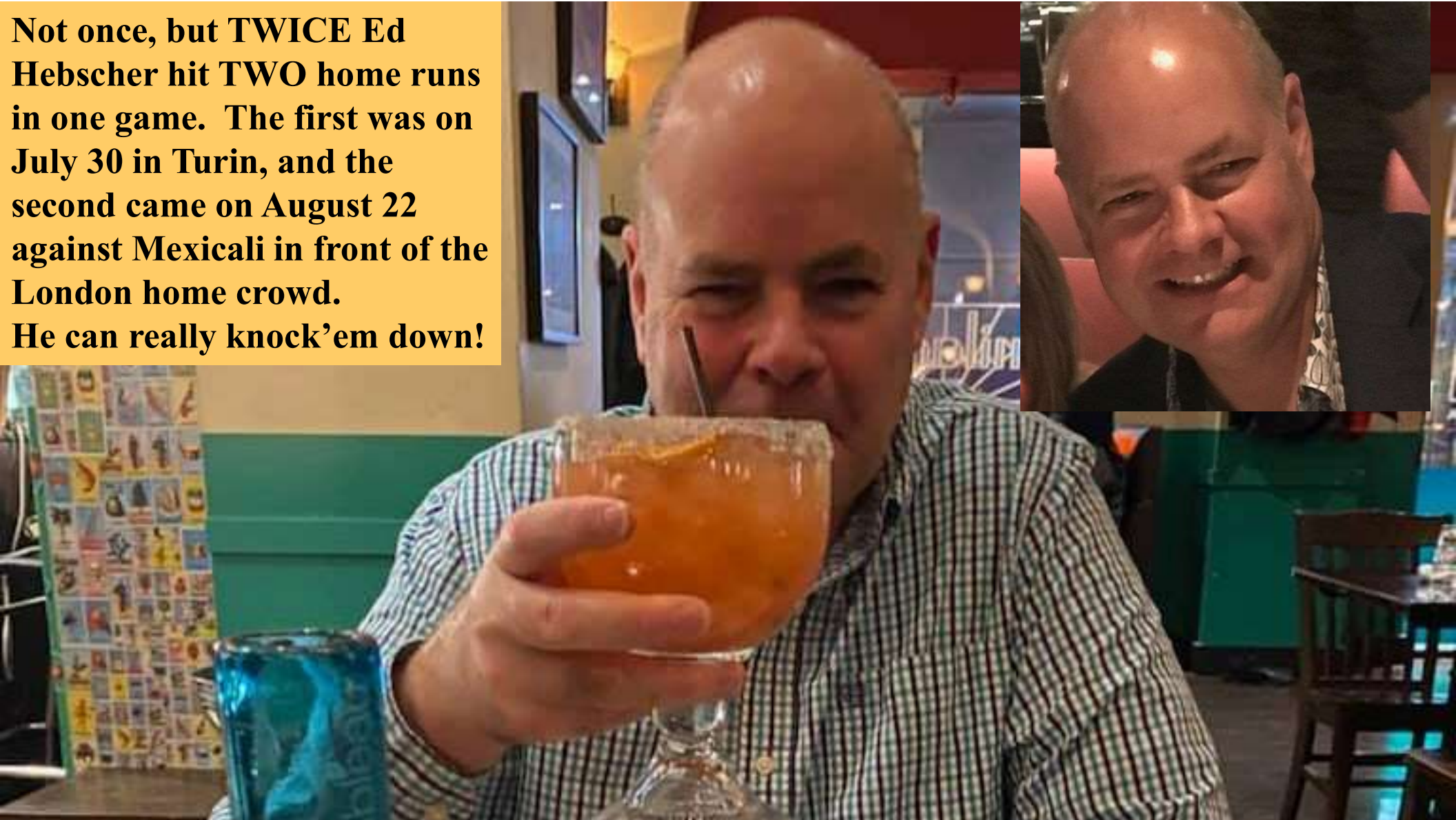
SIX HITS



Long Ball




Not once, but TWICE Ed Habscher hit TWO home runs in one game. The first was on July 30 in Turin, and the second came on August 22 against Mexicali in front of the London home crowd. He can really knock'em down!



June 28 – Harry Davis hits 2 home runs, knocking in 5 runs for Hereford in Turin.



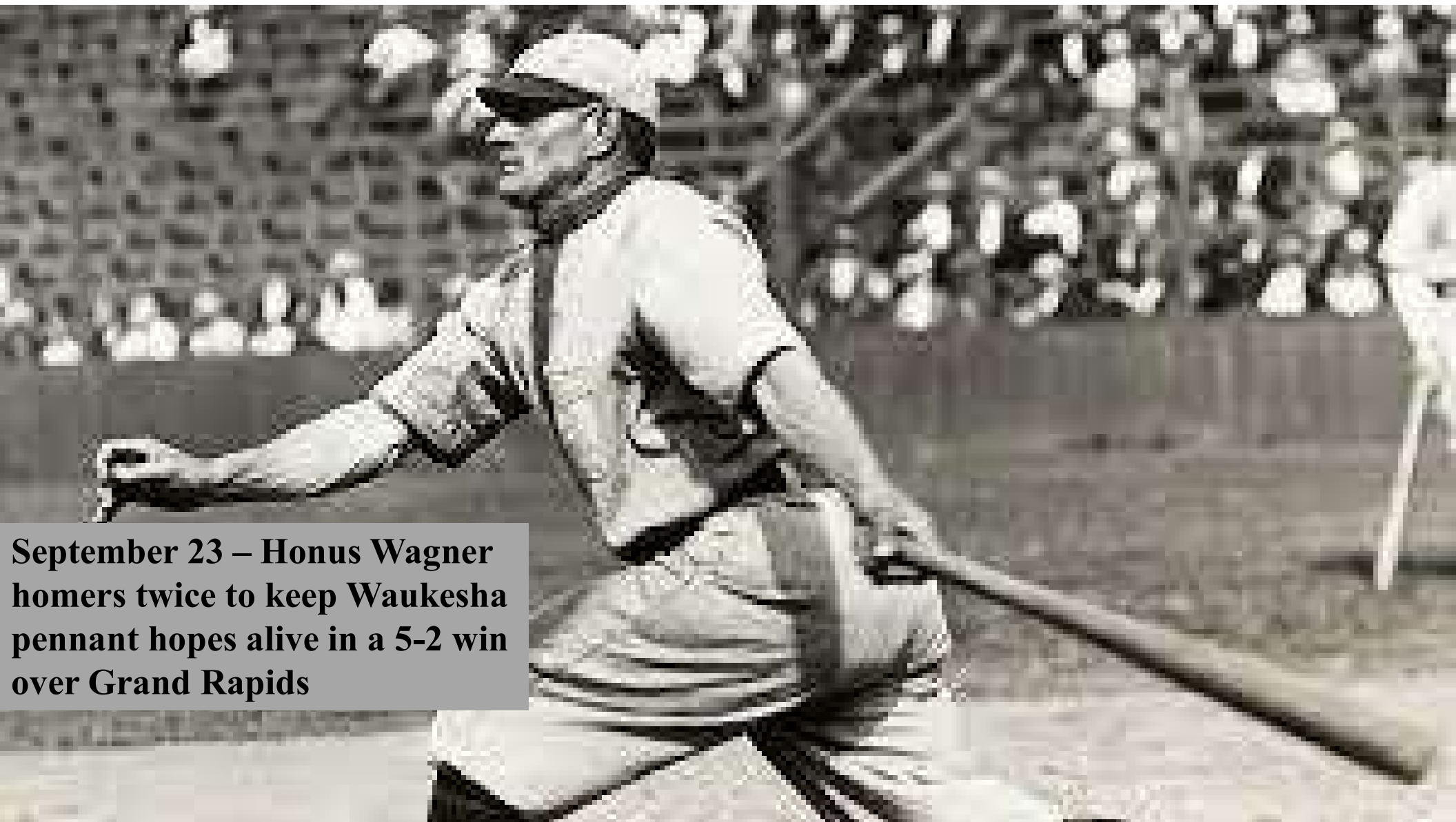
27-00-4



CAROLINA BRIGHTS

September 17 – Dave Brain hits 2 home runs with a double, knocking in 6 runs but Mimosa drops a 14-8 slugfest to Waukesha

DAVE BRAIN





September 23 – Honus Wagner homers twice to keep Waukesha pennant hopes alive in a 5-2 win over Grand Rapids

**Three players score
five times in one game**

Five Runs Farm

Roger Bresnahan, Grand Rapids Mike Mowrey, South Starrucca Harry Lumley, Hereford







Seven hitters drove in six runs in a single game this season:

4-17 Bill Dahlen, Grand Rapids

7-04 Ed Konetchy, Grand Rapids

7-06 Fred Clarke, Mimosa

8-09 Jimmy Collins, Hereford

9-08 Ty Cobb, Buffalo

9-17 Dave Brain, Mimosa

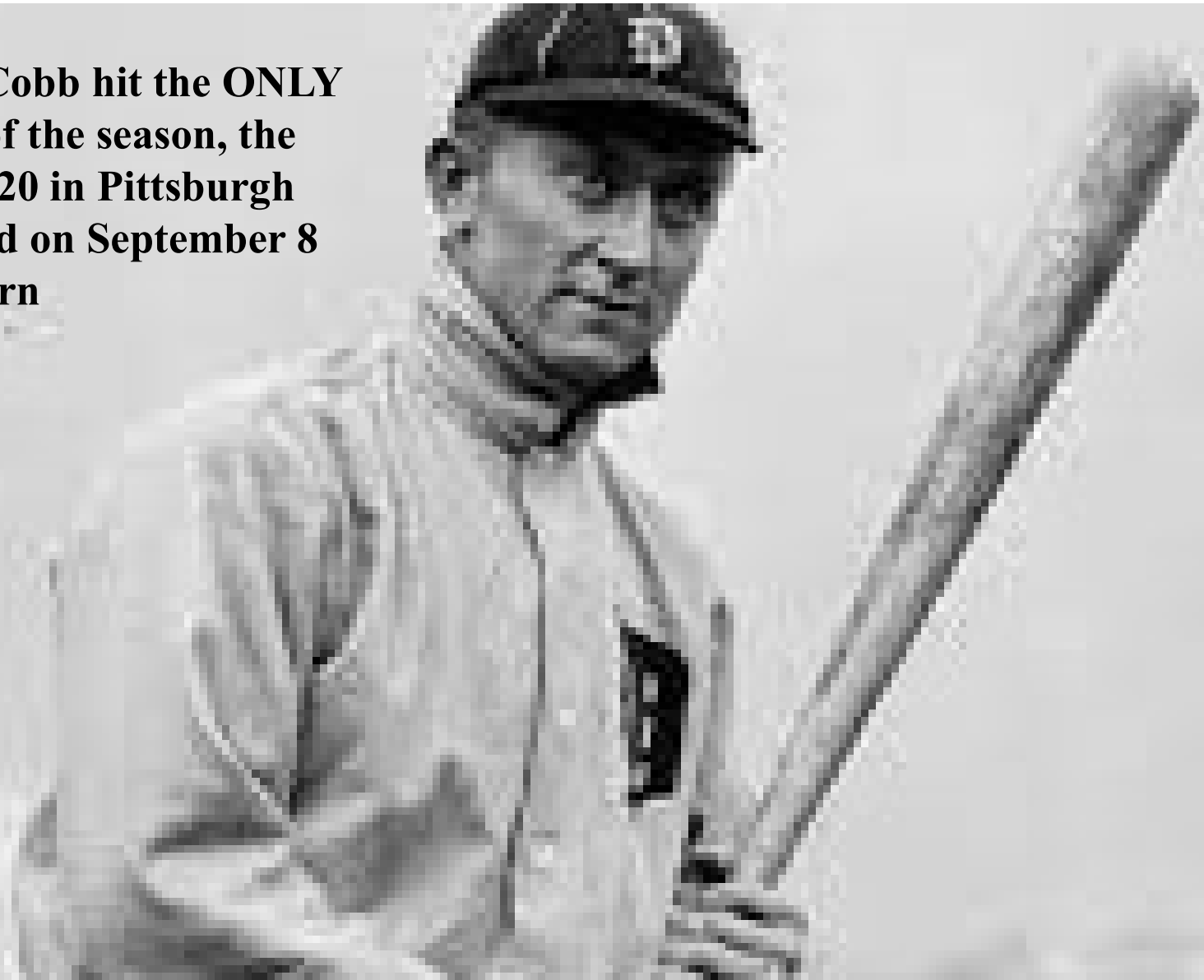
9-18 Mike Mowrey, South Starrucca






**Two grand slam home runs
were hit in the 1908 season.**

Buffalo's Ty Cobb hit the ONLY grand slams of the season, the first on April 20 in Pittsburgh and the second on September 8 against Western



CYCLES - NONE in 1908



August 30 Bradenton's Cy Seymour steals a season high four bases in a 13-inning game in Mimosa

13

innings

4



Bradenton Buckeyes at Mimosa Mirthmakers

Team	1	2	3	4	5	6	7	8	9	10	11	12
Bradenton Buckeyes	0	0	0	0	0	2	0	1	0	0	0	0
Mimosa Mirthmakers	0	0	0	0	0	1	0	2	0	0	0	0

Team	13	R	H	E	LOB	DP
Bradenton Buckeyes	2	5	8	2	7	0
Mimosa Mirthmakers	0	3	9	5	9	0

#1 Tip
For Stealing Bases
The math you need to know

Bradenton Buckeyes (Game 130)

NAME	FT	AB	R	HR	BI	2B	3B	HR	TB	SO	BB	IBB	HBP	SH	SF	SB	CS	GDP	AVG	PO	A	E	DP	PB
S. SHANNON, lf		6	1	0	0	0	0	0	0	0	0	0	0	0	0	0	0	0	.261	3	0	0	0	
N. LAJOIE, 2b		5	2	1	0	1	0	0	2	0	0	0	0	1	0	1	0	0	.287	1	6	0	0	
C. SEYMOUR, rf		6	2	2	2	1	0	0	3	0	0	0	0	0	0	4	0	0	.296	3	0	1	0	
T. SHEEHAN, ss		5	0	2	2	0	0	0	2	0	1	0	0	0	0	2	0	0	.276	4	9	0	0	
W. Wood, 3b		6	0	1	0	0	0	0	1	0	0	0	0	0	0	0	0	0	.190	0	3	0	0	
J. ATZ, 3b		0	0	0	0	0	0	0	0	0	0	0	0	0	0	0	0	0	.095	0	0	0	0	
J. DONAHUE, 1b		6	0	1	0	0	0	0	1	1	0	0	0	0	0	0	0	0	.282	22	0	0	0	
E. BATCH, cf		3	0	0	0	0	0	0	0	0	0	0	0	0	0	0	0	0	.228	0	0	0	0	
B. KAY, ph-cf		2	0	0	0	0	0	0	0	0	0	0	0	0	0	0	0	0	.185	2	0	0	0	
L. RITTER, c		3	0	0	0	0	0	0	0	1	0	0	0	0	0	0	0	0	.173	2	1	0	0	0
E. MCFARLAND, ph-c		2	0	1	0	1	0	0	2	0	0	0	0	0	0	0	0	0	.275	2	0	0	0	0
H. CAMNITZ, p		5	0	0	0	0	0	0	0	0	0	0	0	0	0	0	0	0	.073					
G. LIEBHARDT, p		0	0	0	0	0	0	0	0	0	0	0	0	0	0	0	0	0	.085					
Totals		49	5	8	4	3	0	0	11	2	1	0	0	1	0	7	0	0						

NAME	FT	G	SC	IP	H	R	ER	2B	3B	HR	BF	SO	BB	IBB	HB	SH	SF	WP	BK	IR	ERA
H. CAMNITZ		7	0	11.2	8	3	3	2	1	0	46	3	3	1	0	1	0	0	0	0	2.47
G. LIEBHARDT, W, 12-14		1	1	1	0	0	0	0	0	0	5	1	0	0	0	0	0	0	0	1	3.16
Totals		13	0	13.0	9	3	3	2	1	0	51	4	3	1	0	1	0	0	0	1	

Mimosa Mirthmakers (Game 130)

NAME	FT	AB	R	HR	BI	2B	3B	HR	TB	SO	BB	IBB	HBP	SH	SF	SB	CS	GDP	AVG	PO	A	E	DP	PB
T. HARTSEL, cf		6	2	3	0	1	0	0	4	0	0	0	0	0	0	0	0	0	.328	2	0	0	0	
C. RITCHEY, 2b		6	1	1	0	0	0	0	1	0	0	0	0	0	0	0	0	0	.221	0	4	0	0	
G. BEAUMONT, rf		6	0	2	2	0	1	0	4	0	0	0	0	0	0	0	0	0	.312	2	0	0	0	
D. MCGANN, 1b		5	0	1	0	1	0	0	2	0	1	0	0	0	0	0	0	0	.265	13	3	1	0	
F. CLARKE, lf		6	0	1	1	0	0	0	1	2	0	0	0	0	0	0	0	0	.281	8	0	0	0	
D. BRAIN, 3b		5	0	0	0	0	0	0	0	1	1	1	0	0	0	0	0	0	.296	1	2	2	0	
J. WARNER, c		5	0	0	0	0	0	0	0	0	0	0	0	0	0	0	0	0	.241	2	0	0	0	0
S. LEEVER, p		0	0	0	0	0	0	0	0	0	0	0	0	0	0	0	0	0	.159					
C. O'LEARY, ss		2	0	1	0	0	0	0	1	0	0	0	0	0	0	0	0	0	.206	2	0	0	0	
G. SCHAEFER, ph-ss		2	0	0	0	0	0	0	0	1	1	0	0	0	0	0	1	0	.279	6	1	2	0	
N. ALTROCK, p		1	0	0	0	0	0	0	0	0	0	0	0	0	0	0	1	0	.191					
J. ANDERSON, ph		1	0	0	0	0	0	0	0	0	0	0	0	0	0	0	0	0	.299	0	0	0	0	
L. RICHIE, p		1	0	0	0	0	0	0	0	0	0	0	0	0	0	0	0	0	.227					
H. HART, c		1	0	0	0	0	0	0	0	0	0	0	0	0	0	0	0	0	.220	0	1	0	0	0
Totals		47	3	9	3	2	1	0	13	4	3	1	0	1	0	1	0	1						

NAME	FT	G	SC	IP	H	R	ER	2B	3B	HR	BF	SO	BB	IBB	HB	SH	SF	WP	BK	IR	ERA
N. ALTROCK		6	6	7.0	4	2	0	0	0	0	27	2	1	0	0	0	0	0	0	0	2.40
L. RICHIE		4	1	3	1	1	3	0	0	0	17	0	0	0	0	0	0	0	0	2.63	
S. LEEVER, L, 13-9		1	2	1	2	0	0	0	0	0	7	0	0	0	0	1	0	0	0	1	2.48
Totals		13	0	13.0	8	5	1	3	0	0	51	2	1	0	0	1	0	0	0	1	


DOUBLE
TROUBLE



September 17
Cy Seymour has two doubles
and two triples for
Bradenton vs Cleveland

September 24

**Harry Davis has three
doubles, a homer and a single
for Hereford vs Turin**



Date	Inn	Home Team	Score	Visitor
5/31/1907	9	Hyde Park Vitamen	8 25	Grand Rapids Wolverines (Tm R)
6/17/1907	9	Mexicali Mallards	1 20	Grand Rapids Wolverines (Tm R)
7/4/1907	9	(Tm R) Grand Rapids Wolverines	23 1	London Tecumsehs
7/27/1907	9	Pittsburgh Rebels	2 21	Grand Rapids Wolverines (Tm R)
8/9/1907	9	South Starrucca Ainspans	1 23	Waukesha Freeman (Tm R)
8/9/1907	9	Mexicali Mallards	4 21	Hereford Highlanders (Tm R)

New Search

Boxscore

Six times this season, clubs scored 20 or more runs in one game. Grand Rapids accounted for all but two of those. Waukesha and Hereford had one outburst apiece.



Thirty five (35) times a team cracked 20 or more base hits in one ball game this season. The most were the 27 cracked out by Hereford and Waukesha.

Here's the team by team summary:

Grand Rapids (6): 25, 21, 25, 23, 22, 24

Buffalo (4) : 23, 22, 21, 24

Hereford (4) : 20, 20, 27, 20

Long Island (4) : 20, 21, 26, 21

Western (3) : 20, 24, 22

Mexicali (2) : 20, 20

Mimosa (2) : 20, 23

South Starrucca: 21, 26

Waukesha (2) : 27, 21

Bergen (1) : 22

Bradenton (1) : 22

Cleveland (1) : 20

Hyde Park (1) : 20

Pittsburgh (1) : 20

Turin (1) : 20



STANDARDS

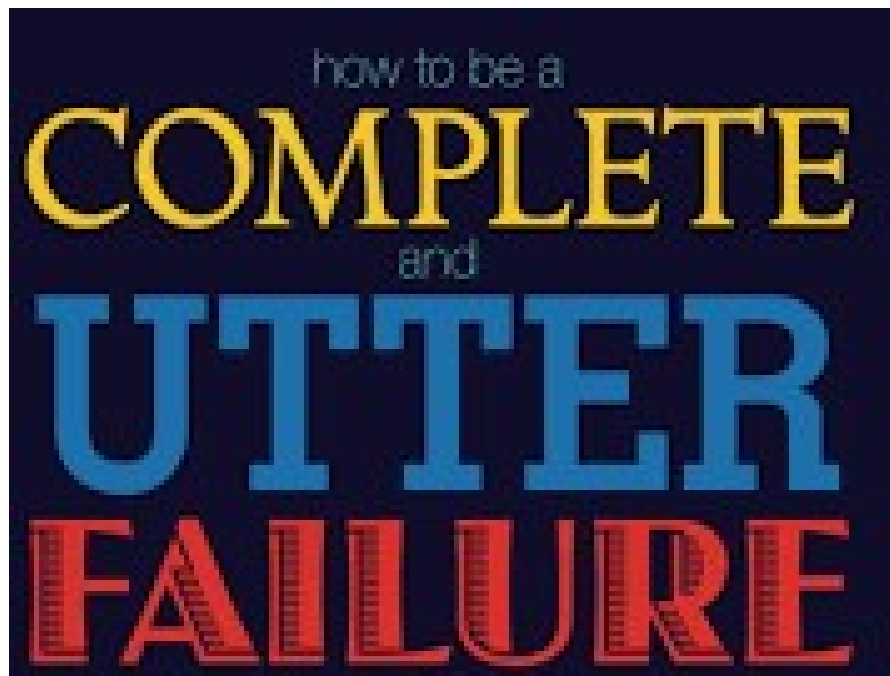
LOB

Twelve times this season, teams left more than 15 runners on base in one game. Twice, both teams did it
Sept 4 – Turin and Western each strand 16 in 17 innings
Sept 20-London leaves 19, Buffalo 18 in 16 innings
The most excessive were the 19 Mallards left on base on August 1 when Mexicali defeated Cleveland, 8-0, in 9 innings

ERROR

Fifteen times this season, a team made six or more errors in one game, but none made more than Turin on April 14. In a 9-0 loss to Pittsburgh, the Mountaineers committed nine charged errors on the 2nd day of the season, in front of the home town fans. They also were charged with one passed ball and one hit batter.

It took a team effort, as six different players were charged with errors – plus the catcher's passed ball and the pitcher's hit batsman – making it 8 conspirators.



FUMBLE

FINGERS

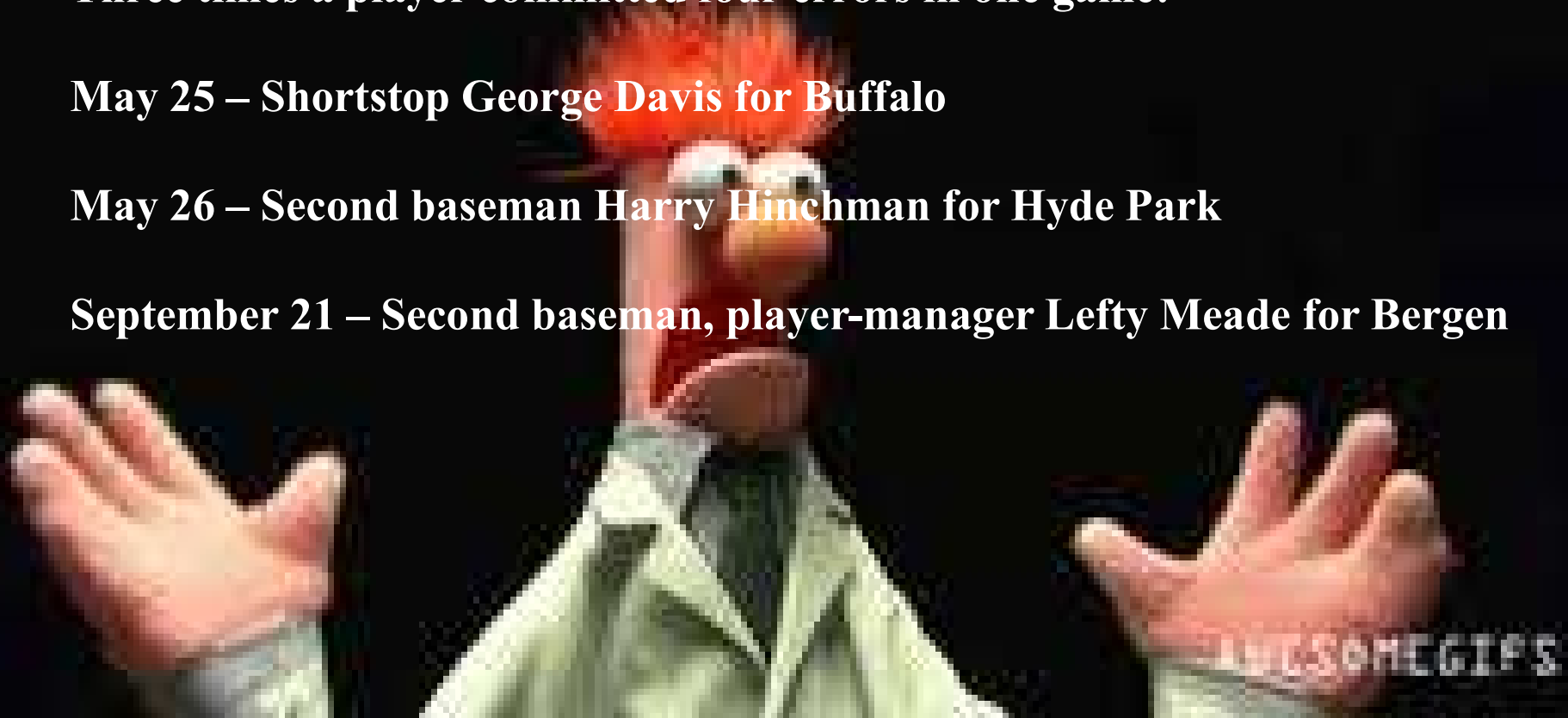
I'm all thumbs.

Three times a player committed four errors in one game:

May 25 – Shortstop George Davis for Buffalo

May 26 – Second baseman Harry Hinchman for Hyde Park

September 21 – Second baseman, player-manager Lefty Meade for Bergen



DoublePlay

The image features the word "DoublePlay" in a bold, red, cursive-style font. The letters are outlined in white and have a dark blue shadow effect. Below the text is a large, red, curved banner that tapers at both ends, also outlined in white and dark blue. The entire graphic is set against a white background.

five



Two teams turned five double plays in one game this year. Hyde Park did it against South Starrucca on September 19 in a 12-innings South Starrucca did it in Buffalo in regulation on June 2. Shortstop Phil Lewis and first baseman Tom Jones participated in each one.



FALL AND DAYS

Thursday, Sept 19, 1907
 Five Days Left
 Mahley Division
 Long Island 90-59 ... xx

McCorkindale Division
 Cleveland 86-62 ... #4
 Bradenton 84-65 2.5

Kirwin Division
 Grand Rapids 93-56 ... #5
 Mimosa 92-57 1.0
 Waukesha 92-57 1.0

Seitz Division
 Buffalo 78-71 ... #5
 Hereford 77-72 1.0
 Turin 77-72 1.0

Friday, Sept 20, 1907
 CL 7, ME 0
 BR 3, BE 4
 MI 4, PR 1
 GW 5, WA 3
 BU 6, LT 5 16 innings
 HH 10, TU 3

Four Days Left
 McCorkindale Division
 Cleveland 87-62 ... #2
 Bradenton 84-66 3.5

Kirwin Division
 Grand Rapids 94-56 ... #4
 Mimosa 93-57 1.0
 Waukesha 92-58 2.0

Seitz Division
 Buffalo 79-71 ... #4
 Hereford 78-72 1.0
 Turin 77-73 2.0

Saturday, Sept 21, 1907
 CL 8, ME 7 10 innings
 BR 9, BE 6 12 innings
 MI 2, PR 0
 WA 3, GW 1
 BU 2, LT 1 10 innings
 TU 5, HH 1

Three Days Left
 McCorkindale Division
 Cleveland 88-62 ... #1
 Bradenton 85-66 3.5

Kirwin Division
 Grand Rapids 94-57 ... #4
 Mimosa 94-57 ... #4
 Waukesha 93-58 1.0

Seitz Division
 Buffalo 80-71 ... #2
 Hereford 78-73 2.0
 Turin 78-73 2.0



Sunday, Sept 22, 1907

CL 8, ME 4
BR 4, BE 3
MI 6, PR 3
WA 9, GW 5
BU 2, LT 1
HH 1, TU 0

Two Days Left

McCorkindale Division

Cleveland 89-62 Clinched
Bradenton 86-66 Eliminated

Kirwin Division

Mimosa 95-57 ... #2
Grand Rapids 94-58 1.0
Waukesha 94-58 1.0

Seitz Division

Buffalo 81-71 ... #1
Hereford 79-73 2.0
Turin 78-74 Eliminated

Monday, Sept 23, 1907

MI 2, PR 0 NO-HITTER
WA 5, GW 2
BU 4, LT 3
HH 7, TU 5

One Day Left

Kirwin Division

Mimosa 96-57 ... #1
Waukesha 95-58 1.0
Grand Rapids 94-59 Eliminated

Seitz Division

Buffalo 82-71 Clinched
Hereford 80-73 Eliminated

Tuesday, Sept 24, 1907

MI 6, PR 3
WA 6, GW 3

Season Completed

Kirwin Division

Mimosa 97-57 Clinched
Waukesha 96-58 Eliminated



	W	L	PCT	GB	Mg #	STRK	Last 10	Home	Away	1 Run	X-Inn
TCBA Origins 1907 MLB											
Don Mahley Division											
Long Island Islanders	92	62	.597	-	X	L 1	5-5	47-30	45-32	25-27	11-6
Hyde Park Vitamen	82	72	.532	10.0	-	W 1	3-7	36-41	46-31	29-19	7-7
Western Marvels	59	95	.383	33.0	-	W 4	6-4	27-50	32-45	23-28	8-9
South Starrucca Ainspans	58	96	.377	34.0	-	L 4	6-4	25-52	33-44	24-21	10-5
Stu McCorkindale Division											
Cleveland Naps	90	63	.588	-	X	L 1	9-1	41-35	49-28	27-21	8-8
Bradenton Buckeyes	88	66	.571	2.5	-	W 4	4-6	37-40	51-26	22-20	12-9
Bergen Barflies	79	74	.516	11.0	-	L 4	4-6	43-34	36-40	24-22	8-9
Mexicali Mallards	64	90	.416	26.5	-	W 1	3-7	33-44	31-46	25-27	13-15
Bill Kirwin Division											
Mimosa Mirthmakers	97	57	.630	-	X	W 6	7-3	50-27	47-30	26-25	9-8
Waukesha Freeman	96	58	.623	1.0	-	W 4	7-3	52-25	44-33	23-19	7-5
Grand Rapids Wolverines	94	60	.610	3.0	-	L 4	4-6	49-28	45-32	25-18	6-3
Pittsburgh Rebels	50	104	.325	47.0	-	L 5	2-8	23-54	27-50	18-25	6-15
Richard Seitz Division											
Buffalo Mules	83	71	.539	-	X	W 5	8-2	42-35	41-36	25-19	7-9
Hereford Highlanders	81	73	.526	2.0	-	W 3	6-4	47-30	34-43	23-20	6-3
Turin Mountaineers	78	76	.506	5.0	-	L 3	6-4	43-34	35-42	26-29	8-4
London Tecumsehs	40	114	.260	43.0	-	L 10	0-10	23-54	17-60	18-43	1-12

Three of the races went to the last week, two of them to the last day, involving three teams!

FINAL STANDINGS





16 Teams	AVG	OBP	SLG	G	AB	H	2B	3B	HR	R	R/G	SO	BB	LOB	SB	CS	SBP
Mimosa Mirthmakers	.261	.322	.331	154	5386	1405	199	54	23	718	4.7	553	474	1168	128	55	69.9
Grand Rapids Wolverines	.260	.334	.329	154	5326	1387	187	73	10	792	5.1	547	555	1223	130	42	75.6
Bergen Barflies	.258	.323	.319	153	5268	1357	156	47	25	661	4.3	663	475	1161	184	57	76.3
Buffalo Mules	.254	.313	.324	154	5369	1366	220	61	10	678	4.4	650	444	1135	164	70	70.1
Waukesha Freeman	.254	.316	.329	154	5194	1321	201	72	14	680	4.4	606	462	1091	125	53	70.2
Hereford Highlanders	.253	.309	.324	154	5286	1335	197	52	26	693	4.5	566	390	1107	116	44	72.5
Bradenton Buckeyes	.241	.301	.296	154	5318	1279	176	50	6	627	4.1	621	428	1128	176	53	76.9
Long Island Islanders	.239	.314	.307	154	5182	1239	178	67	13	632	4.1	651	508	1140	195	81	70.7
Cleveland Naps	.238	.305	.286	153	5144	1226	140	43	7	626	4.1	570	456	1102	169	65	72.2
Hyde Park Vitamen	.235	.300	.296	154	5151	1211	194	44	10	603	3.9	667	452	1093	174	63	73.4
Turin Mountaineers	.234	.291	.306	154	5125	1200	181	60	23	557	3.6	641	370	1097	159	51	75.7
South Starrucca Ainspans	.229	.291	.273	154	5250	1201	142	34	8	521	3.4	731	435	1126	125	38	76.7
Western Marvels	.228	.278	.286	154	5266	1202	165	54	11	465	3.0	707	343	1083	127	48	72.6
Mexicali Mallards	.227	.292	.271	154	5367	1220	170	27	3	536	3.5	753	453	1177	194	72	72.9
London Tecumsehs	.214	.273	.265	154	5173	1107	130	48	13	417	2.7	722	340	1120	111	41	73.0
Pittsburgh Rebels	.214	.267	.265	154	5179	1108	152	40	10	443	2.9	672	346	1046	186	52	78.2
TCBA Origins 1907 MLB	.240	.302	.301	1231	83984	20164	2788	826	212	9649	7.8	10320	6931	17997	2463	885	73.6

Mimosa led in hitting (.261) and slugging (.331) with Grand Rapids leading the way in scoring (5.1 rpg) and on-base percentage (.334). The Wolverines also led in triples (73) while Buffalo led in doubles (220) and Hereford in home runs (26).

Long Island led in stolen bases (195) but Pittsburgh was the most effective in stealing (78.2%)

Only one rain-out was not made up, the game between Bergen and Cleveland.

16 Teams	ERA	G	CG	SHO	QS	SV	IP	H	R	ER	HR	SO	BB	HB	WP	BK	OBA
Long Island Islanders	2.04	154	100	19	114	8	1396.2	1073	428	316	11	605	311	62	6	0	.211
Mimosa Mirthmakers	2.41	154	105	21	106	7	1405.2	1125	472	376	7	643	371	38	20	3	.217
Waukesha Freeman	2.50	154	88	21	96	14	1377.1	1201	509	383	18	555	351	43	21	1	.234
Turin Mountaineers	2.57	154	59	14	87	17	1379.0	1169	562	394	13	691	401	50	26	1	.225
Bergen Barflies	2.59	153	72	10	86	12	1377.2	1146	610	396	12	650	386	56	14	1	.221
Cleveland Naps	2.78	153	102	16	86	11	1378.2	1273	531	426	16	683	421	41	16	0	.246
Bradenton Buckeyes	2.81	154	70	16	93	37	1423.1	1213	569	444	7	732	492	58	28	4	.230
Hereford Highlanders	2.81	154	92	12	86	9	1364.1	1230	595	426	10	651	410	63	28	3	.238
Buffalo Mules	2.82	154	84	14	82	8	1398.1	1282	613	438	16	584	435	56	33	0	.240
Grand Rapids Wolverines	2.87	154	81	13	87	20	1378.2	1233	574	439	9	627	492	55	25	1	.239
Hyde Park Vitamen	2.96	154	95	20	78	10	1389.0	1338	642	457	13	551	444	44	22	0	.252
Western Marvels	3.21	154	74	15	82	3	1386.2	1354	673	494	12	611	421	51	21	0	.253
South Starrucca Ainspans	3.37	154	98	13	65	4	1379.2	1345	719	516	15	703	522	62	20	2	.255
Mexicali Mallards	3.37	154	73	10	75	9	1426.0	1379	695	534	23	632	499	75	21	1	.253
London Tecumsehs	3.56	154	93	13	75	4	1364.1	1361	722	539	14	611	530	52	29	0	.260
Pittsburgh Rebels	3.66	154	92	12	63	3	1393.0	1442	735	566	16	791	445	62	20	2	.265
TCBA Origins 1907 MLB	2.89	1231	1378	239	1361	176	22218.1	20164	9649	7144	212	10320	6931	868	350	19	.240

Long Island (2.26) won the Team ERA title. Mimosa and Waukesha each threw a league high 21 shutouts.

Bradenton recorded 37 saves, nearly twice that of 2nd best Grand Rapids (20). Mimosa's 105 complete games topped the list, as did the 114 quality starts of Long Island.

Pittsburgh fanned 791 hitters while London walked 530 batters. The Mexicali head-hunters hit 75 opponents but also served up a league high 23 home runs.

Long Island's 6 wild pitches contrasted sharply with Buffalo's 33 errant throws. Bradenton pitchers were charged with 4 balks. Mexicali threw the most innings (1,426).

The opposition hit only .211 against LI and .217 against MI.

16 Teams	FLD	G	PO	A	E	DP	TP	PB	OSB	OCS	OSBP	OSBA	DER	UER	UERP
Cleveland Naps	.973	153	4136	1906	168	122	0	13	155	55	73.8	1.012	.701	105	19.8
Bradenton Buckeyes	.969	154	4270	1880	198	98	0	26	166	60	73.5	1.050	.713	125	22.0
Long Island Islanders	.969	154	4190	1998	200	100	0	22	133	49	73.1	.857	.739	112	26.2
Grand Rapids Wolverines	.968	154	4136	1941	199	134	0	26	105	34	75.5	.685	.707	135	23.5
Mimosa Mirthmakers	.968	154	4217	1861	202	103	0	15	139	64	68.5	.890	.728	96	20.3
Waukesha Freeman	.967	154	4132	1942	208	109	0	18	111	51	68.5	.725	.717	126	24.8
Mexicali Mallards	.964	154	4278	1997	231	108	0	24	123	58	68.0	.776	.693	161	23.2
Hereford Highlanders	.963	154	4093	1843	226	100	0	28	151	48	75.9	.996	.703	169	28.4
London Tecumsehs	.963	154	4093	2059	235	129	0	23	146	58	71.6	.963	.683	183	25.3
Hyde Park Vitamen	.962	154	4167	2039	243	113	0	21	127	67	65.5	.823	.694	185	28.8
Pittsburgh Rebels	.962	154	4179	1821	238	131	0	12	166	51	76.5	1.073	.665	169	23.0
South Starrucca Ainspans	.959	154	4139	1982	259	132	0	24	162	59	73.3	1.057	.679	203	28.2
Buffalo Mules	.958	154	4195	1930	271	112	0	22	166	47	77.9	1.068	.700	175	28.5
Turin Mountaineers	.958	154	4137	1820	264	109	0	17	147	45	76.6	.959	.708	168	29.9
Western Marvels	.957	154	4160	2025	276	118	0	31	255	80	76.1	1.655	.682	179	26.6
Bergen Barflies	.953	153	4133	1977	302	73	0	13	211	59	78.1	1.378	.710	214	35.1
TCBA Origins 1907 MLB	.963	1231	66655	31021	3720	1791	0	335	2463	885	73.6	.998	.701	2505	26.0

Cleveland fielders led the league with a .973 fielding average, committing only 168 errors (Bergen made 302 for a .953 average, producing 214 unearned runs).

Grand Rapids led the league with 344 double plays.

There were no triple plays.

Western's 31 passed balls were a league high as were the 255 stolen bases they allowed while throwing out a league high 80 stealers.

London's 2,059 assists and Mexicali's 4,278 putouts were league highs.

	LI	HP	WM	SO	CL	BR	BE	ME	MI	WA	GW	PR	BU	HH	TU	LT
TCBA Origins 1907 MLB																
Don Mahley Division																
Long Island Islanders		6-12	13-5	14-4	6-3	5-4	6-3	6-3	3-5	3-5	5-3	6-2	3-5	5-3	5-3	6-2
Hyde Park Vitamen	12-6		9-9	9-9	5-4	4-5	5-4	3-6	1-7	3-5	4-4	5-3	3-5	6-2	6-2	7-1
Western Marvels	5-13	9-9		7-11	4-5	4-5	5-4	4-5	3-5	1-7	2-6	4-4	3-5	3-5	3-5	2-6
South Starrucca Ainspans	4-14	9-9	11-7		1-8	2-7	3-6	5-4	2-6	2-6	3-5	5-3	4-4	1-7	3-5	3-5
Stu McCorkindale Division																
Cleveland Naps	3-6	4-5	5-4	8-1		12-6	13-4	14-4	3-5	3-5	1-7	5-3	5-3	2-6	5-3	7-1
Bradenton Buckeyes	4-5	5-4	5-4	7-2	6-12		11-7	12-6	4-4	4-4	7-1	6-2	2-6	3-5	5-3	7-1
Bergen Barflies	3-6	4-5	4-5	6-3	4-13	7-11		12-6	4-4	3-5	1-7	8-0	6-2	6-2	5-3	6-2
Mexicali Mallards	3-6	6-3	5-4	4-5	4-14	6-12	6-12		2-6	3-5	2-6	5-3	4-4	4-4	4-4	6-2
Bill Kirwin Division																
Mimosa Mirthmakers	5-3	7-1	5-3	6-2	5-3	4-4	4-4	6-2		8-10	10-8	14-4	5-4	5-4	6-3	7-2
Waukesha Freeman	5-3	5-3	7-1	6-2	5-3	4-4	5-3	5-3	10-8		7-11	13-5	7-2	4-5	6-3	7-2
Grand Rapids Wolverines	3-5	4-4	6-2	5-3	7-1	1-7	7-1	6-2	8-10	11-7		12-6	8-1	5-4	4-5	7-2
Pittsburgh Rebels	2-6	3-5	4-4	3-5	3-5	2-6	0-8	3-5	4-14	5-13	6-12		2-7	4-5	2-7	7-2
Richard Seitz Division																
Buffalo Mules	5-3	5-3	5-3	4-4	3-5	6-2	2-6	4-4	4-5	2-7	1-8	7-2		11-7	10-8	14-4
Hereford Highlanders	3-5	2-6	5-3	7-1	6-2	5-3	2-6	4-4	4-5	5-4	4-5	5-4	7-11		10-8	12-6
Turin Mountaineers	3-5	2-6	5-3	5-3	3-5	3-5	3-5	4-4	3-6	3-6	5-4	7-2	8-10	8-10		16-2
London Tecumsehs	2-6	1-7	6-2	5-3	1-7	1-7	2-6	2-6	2-7	2-7	2-7	2-7	4-14	6-12	2-16	

This year's outlier was Turin's 16-2 record against London



Batting																		
	AVG	OBP	SLG	G	AB	H	2B	3B	HR	R	R/G	SO	BB	LOB	SB	CS	SBP	RRpW
TCBA Origins 1907 MLB	.240	.302	.301	1231	83984	20164	2788	826	212	9649	7.8	10320	6931	17997	2463	885	73.6	9.32
Pitching																		
	ERA	G	CG	SHO	QS	SV	IP	H	R	ER	HR	SO	BB	HB	WP	BK	OBA	
TCBA Origins 1907 MLB	2.89	1231	1378	239	1361	176	22218.1	20164	9649	7144	212	10320	6931	868	350	19	.240	
Fielding																		
	FLD	G	PO	A	E	DP	TP	PB	OSB	OCS	OSBP	OSBA	DER	UER	UERP			
TCBA Origins 1907 MLB	.963	1231	66655	31021	3720	1791	0	335	2463	885	73.6	.998	.701	2505	26.0			

1907 Major League Baseball comparison

.245/.305/.309

2.50 ERA 3.53 rpg

.958 fielding pct

MLB

.240/.302/.301

2.89 ERA 3.90 rpg

.963 fielding pct

ORIGINS



LEAGUE

LEADERS



The 10 players with the highest Batting Average

Name	Tm	Lg	AVG	PA
COBB, T.	BU	TCBA	.352	662
MAGEE, S.	BU	TCBA	.351	577
CRAWFORD, S.	GW	TCBA	.349	660
FLICK, E.	LI	TCBA	.329	613
SEYBOLD, S.	BE	TCBA	.329	642
WAGNER, H.	WA	TCBA	.329	600
STONE, G.	BE	TCBA	.325	688
HARTSEL, T.	MI	TCBA	.324	676
MITCHELL, M.	WA	TCBA	.319	628
LEACH, T.	WM	TCBA	.314	567

The 10 players with the highest Slugging Average

Name	Tm	Lg	SLG	PA
MAGEE, S.	BU	TCBA	.504	577
COBB, T.	BU	TCBA	.482	662
CRAWFORD, S.	GW	TCBA	.482	660
WAGNER, H.	WA	TCBA	.477	600
BRAIN, D.	MI	TCBA	.456	555
FLICK, E.	LI	TCBA	.446	613
SEYBOLD, S.	BE	TCBA	.428	642
DAVIS, H.	HH	TCBA	.420	657
SEYMOUR, C.	BR	TCBA	.419	545
HARTSEL, T.	MI	TCBA	.417	676

The 10 players with the highest On Base Percentage

Name	Tm	Lg	OBP	PA
FLICK, E.	LI	TCBA	.427	613
HARTSEL, T.	MI	TCBA	.423	676
MAGEE, S.	BU	TCBA	.422	577
COBB, T.	BU	TCBA	.411	662
CRAWFORD, S.	GW	TCBA	.398	660
TENNEY, F.	CL	TCBA	.395	675
WAGNER, H.	WA	TCBA	.395	600
STONE, G.	BE	TCBA	.390	688
JORDAN, T.	WA	TCBA	.387	594
DEVLIN, A.	GW	TCBA	.386	632

The 10 players with the most Runs Created

Name	Tm	Lg	RC	PA
COBB, T.	BU	TCBA	121.7	662
CRAWFORD, S.	GW	TCBA	120.4	660
MAGEE, S.	BU	TCBA	115.4	577
FLICK, E.	LI	TCBA	114.0	613
HARTSEL, T.	MI	TCBA	110.0	676
WAGNER, H.	WA	TCBA	104.1	600
STONE, G.	BE	TCBA	101.3	688
SEYBOLD, S.	BE	TCBA	90.9	642
TENNEY, F.	CL	TCBA	85.4	675
SEYMOUR, C.	BR	TCBA	83.4	545

The 12 players with the longest Hitting Streak Current

Name	Tm	Lg	G	PA
CRAWFORD, S.	GW	TCBA	13	660
TITUS, J.	WM	TCBA	10	549
COBB, T.	BU	TCBA	10	662
CHASE, H.	HP	TCBA	9	552
HARTSEL, T.	MI	TCBA	9	676
HARTZELL, R.	HP	TCBA	8	440
SEYMOUR, C.	BR	TCBA	8	545
CONGALTON, B.	CL	TCBA	8	553

4 players tied at 7

The 15 players with the longest Hitting Streak Season

Name	Tm	Lg	G	PA
NICHOLLS, S.	BU	TCBA	24	512
COBB, T.	BU	TCBA	18	662
BEAUMONT, G.	MI	TCBA	16	651
EVERS, J.	CL	TCBA	15	568
LAJOIE, N.	BR	TCBA	15	575
MALONEY, B.	PR	TCBA	15	634
DAVIS, H.	HH	TCBA	15	657

8 players tied at 14

The 10 players with the highest Total Average

Name	Tm	Lg	TA	PA
FLICK, E.	LI	TCBA	1.054	613
MAGEE, S.	BU	TCBA	1.020	577
COBB, T.	BU	TCBA	.965	662
WAGNER, H.	WA	TCBA	.960	600
HARTSEL, T.	MI	TCBA	.895	676
CRAWFORD, S.	GW	TCBA	.890	660
SEYMOUR, C.	BR	TCBA	.837	545
STONE, G.	BE	TCBA	.808	688
CLARKE, F.	MI	TCBA	.785	598
LEACH, T.	WM	TCBA	.785	567

The 10 players with the most Runs Contributed

Name	Tm	Lg	RCON	PA
COBB, T.	BU	TCBA	49.9	662
FLICK, E.	LI	TCBA	49.6	613
MAGEE, S.	BU	TCBA	46.9	577
CRAWFORD, S.	GW	TCBA	41.6	660
WAGNER, H.	WA	TCBA	39.8	600
HARTSEL, T.	MI	TCBA	39.5	676
STONE, G.	BE	TCBA	30.1	688
SEYMOUR, C.	BR	TCBA	24.6	545
SEYBOLD, S.	BE	TCBA	21.6	642
LAJOIE, N.	BR	TCBA	18.9	575

The 12 players with the most Runs Scored

Name	Tm	Lg	R	PA
HARTSEL, T.	MI	TCBA	125	676
HAHN, E.	HH	TCBA	119	711
HUGGINS, M.	WA	TCBA	118	702
SHANNON, S.	BR	TCBA	117	736
TENNEY, F.	CL	TCBA	110	675
CRAWFORD, S.	GW	TCBA	108	660
MAGEE, S.	BU	TCBA	106	577
WAGNER, H.	WA	TCBA	100	600
GANLEY, B.	GW	TCBA	96	680

3 players tied at 95

The 10 players with the most Runs Batted In

Name	Tm	Lg	RBI	PA
MITCHELL, M.	WA	TCBA	104	628
DAVIS, H.	HH	TCBA	102	657
STONE, G.	BE	TCBA	102	688
COBB, T.	BU	TCBA	100	662
SEYBOLD, S.	BE	TCBA	99	642
CRAWFORD, S.	GW	TCBA	99	660
SEYMOUR, C.	BR	TCBA	96	545
BRAIN, D.	MI	TCBA	95	555
STEINFELDT, H.	CL	TCBA	95	619
CLARKE, F.	MI	TCBA	94	598

The 11 players with the most Hits

Name	Tm	Lg	H	PA
CRAWFORD, S.	GW	TCBA	211	660
COBB, T.	BU	TCBA	208	662
STONE, G.	BE	TCBA	196	688
SEYBOLD, S.	BE	TCBA	190	642
BEAUMONT, G.	MI	TCBA	188	651
HARTSEL, T.	MI	TCBA	184	676
MITCHELL, M.	WA	TCBA	183	628
MAGEE, S.	BU	TCBA	179	577
WAGNER, H.	WA	TCBA	173	600

2 players tied at 170

The 10 players with the most Doubles

Name	Tm	Lg	2B	PA
DAVIS, H.	HH	TCBA	44	657
CRAWFORD, S.	GW	TCBA	40	660
WAGNER, H.	WA	TCBA	39	600
MAGEE, S.	BU	TCBA	37	577
FERRIS, H.	PR	TCBA	37	632
COBB, T.	BU	TCBA	35	662
LAJOIE, N.	BR	TCBA	34	575
HANNIFIN, J.	TU	TCBA	33	592
SHECKARD, J.	HP	TCBA	31	602
SEYBOLD, S.	BE	TCBA	31	642

The 12 players with the most Triples

Name	Tm	Lg	3B	PA
MAGEE, S.	BU	TCBA	19	577
CRAWFORD, S.	GW	TCBA	17	660
ALPERMAN, W.	LI	TCBA	16	531
TITUS, J.	WM	TCBA	15	549
WAGNER, H.	WA	TCBA	15	600
COBB, T.	BU	TCBA	15	662
LOBERT, H.	HH	TCBA	14	603
FLICK, E.	LI	TCBA	14	613
GANZEL, J.	LI	TCBA	13	554

3 players tied at 12

The 14 players with the most Home Runs

Name	Tm	Lg	HR	PA
BRAIN, D.	MI	TCBA	12	555
LUMLEY, H.	HH	TCBA	11	507
Meade, L.	BE	TCBA	10	604
Hebscher, E.	LT	TCBA	10	636
DAVIS, H.	HH	TCBA	8	657
HUMMEL, J.	TU	TCBA	7	529
HARTSEL, T.	MI	TCBA	6	676
Sajdak, K.	WA	TCBA	5	308
MURRAY, R.	TU	TCBA	5	520

5 players tied at 4

The 10 players with the most Walks

Name	Tm	Lg	BB	PA
TENNEY, F.	CL	TCBA	110	675
HUGGINS, M.	WA	TCBA	101	702
HARTSEL, T.	MI	TCBA	99	676
THOMAS, R.	LI	TCBA	86	482
JORDAN, T.	WA	TCBA	81	594
DEVLIN, A.	GW	TCBA	81	632
SLAGLE, J.	PR	TCBA	78	596
DAHLEN, B.	GW	TCBA	77	604
BRIDWELL, A.	CL	TCBA	73	600
SHECKARD, J.	HP	TCBA	72	602

The 10 players with the most Strikeouts

Name	Tm	Lg	SO	PA
Hebscher, E.	LT	TCBA	119	636
Fiehl, S.	SO	TCBA	111	536
Meade, L.	BE	TCBA	103	604
Honeycutt, L.	WM	TCBA	99	540
Keefer, A.	ME	TCBA	94	433
SULLIVAN, D.	ME	TCBA	92	608
JONES, T.	SO	TCBA	89	607
Katon, N.	BU	TCBA	88	387
HUGGINS, M.	WA	TCBA	87	702
DOOLAN, M.	LT	TCBA	86	610

The 10 players with the most Left On Base

Name	Tm	Lg	LOB	PA
DAVIS, H.	HH	TCBA	264	657
FERRIS, H.	PR	TCBA	262	632
CRAWFORD, S.	GW	TCBA	261	660
STEINFELDT, H.	CL	TCBA	259	619
GANZEL, J.	LI	TCBA	257	554
GANLEY, B.	GW	TCBA	256	680
GIBSON, G.	LT	TCBA	255	621
WALLACE, B.	HP	TCBA	253	583
JONES, T.	SO	TCBA	252	607
Meade, L.	BE	TCBA	250	604

The 13 players with the most Grounded Into Double Plays

Name	Tm	Lg	GDP	PA
Fiehl, S.	SO	TCBA	20	536
Hebscher, E.	LT	TCBA	20	636
FERRIS, H.	PR	TCBA	19	632
Keefer, A.	ME	TCBA	18	433
Flanagan, B.	PR	TCBA	16	354
Katon, N.	BU	TCBA	14	387
DOOIN, R.	SO	TCBA	14	567
DAHLEN, B.	GW	TCBA	14	604
BEAUMONT, G.	MI	TCBA	14	651

4 players tied at 13



The 10 players with the most MultiHit Games

Name	Tm	Lg	MHG	PA
CRAWFORD, S.	GW	TCBA	66	660
COBB, T.	BU	TCBA	62	662
HARTSEL, T.	MI	TCBA	57	676
BEAUMONT, G.	MI	TCBA	55	651
BRAIN, D.	MI	TCBA	53	555
MAGEE, S.	BU	TCBA	53	577
SEYBOLD, S.	BE	TCBA	53	642
STONE, G.	BE	TCBA	53	688
MITCHELL, M.	WA	TCBA	52	628
DAVIS, H.	HH	TCBA	50	657

The 16 players with the longest Stolen Base Streak Season

Name	Tm	Lg	SB	ASB
CLYMER, O.	BE	TCBA	19	28
HOFMAN, S.	TU	TCBA	19	49
EVERS, J.	CL	TCBA	18	54
LAJOIE, N.	BR	TCBA	17	28
TINKER, J.	PR	TCBA	16	31
CHASE, H.	HP	TCBA	16	50
MAGGERT, H.	SO	TCBA	15	24
MURRAY, R.	TU	TCBA	13	38
DONAHUE, J.	BR	TCBA	13	40
7 players tied at 12				

The 10 players with the most Stolen Bases

Name	Tm	Lg	SB	ASB
FLICK, E.	LI	TCBA	54	66
LEACH, T.	WM	TCBA	50	65
WAGNER, H.	WA	TCBA	49	67
MALONEY, B.	PR	TCBA	48	61
CONROY, W.	HP	TCBA	48	65
EVERS, J.	CL	TCBA	44	54
CHASE, H.	HP	TCBA	42	50
SLAGLE, J.	PR	TCBA	41	50
ALTIZER, D.	BE	TCBA	41	56
COBB, T.	BU	TCBA	40	52

The 10 players with the highest Stolen Base Percentage

Name	Tm	Lg	SBP	ASB
CLYMER, O.	BE	TCBA	96.4	28
MAGGERT, H.	SO	TCBA	91.7	24
TINKER, J.	PR	TCBA	90.3	31
ELBERFELD, K.	BR	TCBA	88.5	26
ISBELL, F.	WA	TCBA	87.0	23
HALLMAN, B.	ME	TCBA	85.2	27
BROWNE, G.	LI	TCBA	85.0	20
CHASE, H.	HP	TCBA	84.0	50
CROSS, M.	ME	TCBA	83.3	24
LAJOIE, N.	BR	TCBA	82.1	28

Pitchers



The 10 players with the best Wins - Losses

Name	Tm	Lg	W - L	PCT
JOSS, A.	WA	TCBA	26-11	.703
EWING, B.	LI	TCBA	25-11	.694
MATHEWSON, C.	CL	TCBA	25-13	.658
KILLIAN, E.	GW	TCBA	25-14	.641
WALSH, E.	WM	TCBA	24-16	.600
PELTY, B.	HP	TCBA	23-12	.657
WHITE, D.	LI	TCBA	23-12	.657
WILLIS, V.	HH	TCBA	22-12	.647
PLANK, E.	TU	TCBA	21-18	.538
YOUNG, C.	TU	TCBA	21-18	.538

The 11 players with the highest Win Percentage

Name	Tm	Lg	PCT	DEC
PFIESTER, J.	CL	TCBA	.800	25
ALTROCK, N.	MI	TCBA	.750	24
WEIMER, J.	WA	TCBA	.720	25
POWELL, J.	MI	TCBA	.704	27
JOSS, A.	WA	TCBA	.703	37
REULBACH, E.	MI	TCBA	.700	20
CHESBRO, J.	BE	TCBA	.696	23
EWING, B.	LI	TCBA	.694	36
SIEVER, E.	BR	TCBA	.690	29

2 players tied at 0.667

The 10 players with the lowest Earned Run Average

Name	Tm	Lg	ERA	IP
PFIESTER, J.	CL	TCBA	1.48	225.1
LUNDGREN, C.	LI	TCBA	1.49	229.0
JOSS, A.	WA	TCBA	1.54	326.2
WALSH, E.	WM	TCBA	1.58	376.0
BROWN, T.	BE	TCBA	1.69	260.2
EWING, B.	LI	TCBA	1.71	332.0
REULBACH, E.	MI	TCBA	1.74	201.1
WINTER, G.	ME	TCBA	1.75	251.1
WILLIS, V.	HH	TCBA	1.92	313.2
SPARKS, T.	LI	TCBA	1.98	277.1

The 10 players with the most Earned Runs Prevented

Name	Tm	Lg	ERPT	IP
WALSH, E.	WM	TCBA	54.9	376.0
JOSS, A.	WA	TCBA	49.0	326.2
EWING, B.	LI	TCBA	43.8	332.0
LUNDGREN, C.	LI	TCBA	35.6	229.0
PFIESTER, J.	CL	TCBA	35.5	225.1
BROWN, T.	BE	TCBA	34.8	260.2
WILLIS, V.	HH	TCBA	33.9	313.2
WINTER, G.	ME	TCBA	31.8	251.1
KARGER, E.	TU	TCBA	31.4	312.1
SPARKS, T.	LI	TCBA	28.2	277.1

The 10 players with the most Innings Pitched

Name	Tm	Lg	IP	G
WALSH, E.	WM	TCBA	376.0	46
YOUNG, C.	TU	TCBA	348.2	48
MATHEWSON, C.	CL	TCBA	344.1	41
MULLIN, G.	SO	TCBA	342.1	40
PLANK, E.	TU	TCBA	339.1	48
KILLIAN, E.	GW	TCBA	337.1	41
EWING, B.	LI	TCBA	332.0	41
HOWELL, H.	BE	TCBA	332.0	44
JOSS, A.	WA	TCBA	326.2	44
WHITE, D.	LI	TCBA	323.0	41

The 10 players with the lowest Opposition Batting Average

Name	Tm	Lg	OBA	IP
LUNDGREN, C.	LI	TCBA	.151	229.0
PFIESTER, J.	CL	TCBA	.165	225.1
MADDOX, N.	WM	TCBA	.181	58.0
BROWN, T.	BE	TCBA	.182	260.2
WINTER, G.	ME	TCBA	.184	251.1
CHESBRO, J.	BE	TCBA	.191	216.1
WALSH, E.	WM	TCBA	.193	376.0
REULBACH, E.	MI	TCBA	.193	201.1
NEUER, T.	WA	TCBA	.194	61.1
GLAZE, R.	TU	TCBA	.196	103.0

The 10 players with the most Games Started

Name	Tm	Lg	GS	IP-s
YOUNG, C.	TU	TCBA	46	347.1
PLANK, E.	TU	TCBA	45	333.2
WALSH, E.	WM	TCBA	44	371.0
KARGER, E.	TU	TCBA	42	301.0
HOWELL, H.	BE	TCBA	41	329.0
MATHEWSON, C.	CL	TCBA	40	341.1
KILLIAN, E.	GW	TCBA	40	333.1
MULLIN, G.	SO	TCBA	39	338.1
EWING, B.	LI	TCBA	39	331.0
JOSS, A.	WA	TCBA	38	321.1

The 12 players with the most Quality Starts

Name	Tm	Lg	QS	GS
WALSH, E.	WM	TCBA	36	44
JOSS, A.	WA	TCBA	31	38
EWING, B.	LI	TCBA	29	39
WHITE, D.	LI	TCBA	27	36
MATHEWSON, C.	CL	TCBA	27	40
PLANK, E.	TU	TCBA	27	45
WILLIS, V.	HH	TCBA	26	36
YOUNG, C.	TU	TCBA	26	46
PELTY, B.	HP	TCBA	25	35

3 players tied at 24

The 11 players with the most Complete Games

Name	Tm	Lg	CG	GS
KILLIAN, E.	GW	TCBA	31	40
JOSS, A.	WA	TCBA	29	38
EWING, B.	LI	TCBA	29	39
WALSH, E.	WM	TCBA	29	44
MULLIN, G.	SO	TCBA	28	39
WILLIS, V.	HH	TCBA	27	36
MATHEWSON, C.	CL	TCBA	27	40

4 players tied at 25

The 16 players with the most Shutouts

Name	Tm	Lg	SHO	GS
WALSH, E.	WM	TCBA	9	44
JOSS, A.	WA	TCBA	8	38
EWING, B.	LI	TCBA	8	39
PFIESTER, J.	CL	TCBA	6	26
ALTROCK, N.	MI	TCBA	6	27
BENDER, C.	BU	TCBA	6	28
WILLIS, V.	HH	TCBA	6	36

9 players tied at 5

The 12 players with the longest Winning Streak Current

Name	Tm	Lg	W	GS
STRICKLETT, E.	BU	TCBA	6	28
SCANLAN, D.	HP	TCBA	5	15
POWELL, J.	MI	TCBA	5	30
WILLIS, V.	HH	TCBA	5	36
JOSS, A.	WA	TCBA	5	38
MATHEWSON, C.	CL	TCBA	5	40
NEUER, T.	WA	TCBA	4	5
HESS, O.	CL	TCBA	4	11
PFIESTER, J.	CL	TCBA	4	26

3 players tied at 3

The 11 players with the longest No Wins Streak Current

Name	Tm	Lg	NoW	GS
ADAMS, B.	ME	TCBA	14	17
OTEY, B.	CL	TCBA	11	11
NEWTON, D.	PR	TCBA	7	9
LINDAMAN, V.	LT	TCBA	6	10
HITT, R.	ME	TCBA	6	21
YOUNG, I.	PR	TCBA	6	30

5 players tied at 5

The 10 players with the least Offensive Support Per 9 Innings

Name	Tm	Lg	SUP/9	IP-s
MORGAN, C.	WM	TCBA	2.0	183.2
FLAHERTY, P.	PR	TCBA	2.5	214.1
RUCKER, N.	LT	TCBA	2.5	255.0
MCGINNITY, J.	LT	TCBA	2.5	182.0
SMITH, F.	LT	TCBA	2.6	284.1
WADDELL, R.	PR	TCBA	2.7	285.1
CORRIDON, F.	PR	TCBA	2.7	269.2
FALKENBERG, C.	SO	TCBA	2.7	245.0
YOUNG, I.	PR	TCBA	2.7	234.1
WALSH, E.	WM	TCBA	3.0	371.0

The 10 players with the most Offensive Support Per 9 Innings

Name	Tm	Lg	SUP/9	IP-s
DOYLE, S.	GW	TCBA	6.0	202.0
KILLIAN, E.	GW	TCBA	5.5	333.1
POWELL, J.	MI	TCBA	5.4	245.1
CHESBRO, J.	BE	TCBA	5.2	208.2
WILTSE, H.	BE	TCBA	5.1	198.2
BENDER, C.	BU	TCBA	5.1	226.1
PASTORIUS, J.	GW	TCBA	5.0	235.1
WILLIS, V.	HH	TCBA	5.0	305.1
ALTROCK, N.	MI	TCBA	4.7	221.1
WEIMER, J.	WA	TCBA	4.7	233.1

The 10 players with the most Strikeouts

Name	Tm	Lg	SO	IP
WADDELL, R.	PR	TCBA	233	287.0
MATHEWSON, C.	CL	TCBA	224	344.1
PLANK, E.	TU	TCBA	192	339.1
AMES, R.	BR	TCBA	177	211.2
OVERALL, O.	HH	TCBA	177	289.0
DYGERT, J.	MI	TCBA	176	290.1
MULLIN, G.	SO	TCBA	176	342.1
WALSH, E.	WM	TCBA	173	376.0
HOWELL, H.	BE	TCBA	164	332.0
WHITE, D.	LI	TCBA	159	323.0

The 10 players with the highest Strikeouts Per 9 Innings, Starting

Name	Tm	Lg	SO/9-s	IP-s
AMES, R.	BR	TCBA	7.6	194.0
WADDELL, R.	PR	TCBA	7.3	285.1
WILLET, E.	SO	TCBA	6.8	161.2
BENDER, C.	BU	TCBA	5.9	226.1
MATHEWSON, C.	CL	TCBA	5.8	341.1
BEEBE, F.	GW	TCBA	5.8	243.0
OVERALL, O.	HH	TCBA	5.5	289.0
DYGERT, J.	MI	TCBA	5.4	288.2
REULBACH, E.	MI	TCBA	5.4	190.1
YOUNG, I.	PR	TCBA	5.4	234.1

The 10 players with the lowest Baserunners Per 9 Innings, Starting

Name	Tm	Lg	BR/9-s	IP-s
PFIESTER, J.	CL	TCBA	7.3	221.1
LUNDGREN, C.	LI	TCBA	7.9	229.0
BROWN, T.	BE	TCBA	8.0	256.1
WALSH, E.	WM	TCBA	8.1	371.0
JOSS, A.	WA	TCBA	8.2	321.1
EWING, B.	LI	TCBA	8.6	331.0
SPARKS, T.	LI	TCBA	8.6	271.2
REULBACH, E.	MI	TCBA	8.8	190.1
OVERALL, O.	HH	TCBA	8.9	289.0
BENDER, C.	BU	TCBA	8.9	226.1

The 10 players with the highest Baserunners Per 9 Innings, Starting

Name	Tm	Lg	BR/9-s	IP-s
YOUNG, I.	PR	TCBA	16.0	234.1
JACOBSON, B.	HP	TCBA	14.5	173.0
WILLET, E.	SO	TCBA	14.3	161.2
DOYLE, S.	GW	TCBA	13.0	202.0
BROWN, B.	BU	TCBA	12.8	156.1
MCGLYNN, S.	LT	TCBA	12.8	232.1
BEEBE, F.	GW	TCBA	12.4	243.0
MOREN, L.	ME	TCBA	12.3	254.2
BELL, G.	BE	TCBA	12.0	177.0
MULLIN, G.	SO	TCBA	12.0	338.1

The 10 players with the lowest Hits Per 9 Innings, Starting

Name	Tm	Lg	H/9-s	IP-s
LUNDGREN, C.	LI	TCBA	4.6	229.0
PFIESTER, J.	CL	TCBA	5.1	221.1
CHESBRO, J.	BE	TCBA	6.0	208.2
WINTER, G.	ME	TCBA	6.0	249.1
BROWN, T.	BE	TCBA	6.0	256.1
REULBACH, E.	MI	TCBA	6.1	190.1
WALSH, E.	WM	TCBA	6.1	371.0
DYGERT, J.	MI	TCBA	6.3	288.2
SPARKS, T.	LI	TCBA	6.6	271.2
OVERALL, O.	HH	TCBA	6.7	289.0

The 10 players with the highest Hits Per 9 Innings, Starting

Name	Tm	Lg	H/9-s	IP-s
YOUNG, I.	PR	TCBA	13.0	234.1
JACOBSON, B.	HP	TCBA	10.2	173.0
WILLETT, E.	SO	TCBA	9.9	161.2
MCGLYNN, S.	LT	TCBA	9.7	232.1
MCGILL, B.	CL	TCBA	9.6	164.1
SMITH, C.	HP	TCBA	9.1	270.2
TAYLOR, J.	CL	TCBA	8.9	211.2
BELL, G.	BE	TCBA	8.9	177.0
DORNER, G.	BU	TCBA	8.9	159.1
BROWN, B.	BU	TCBA	8.9	156.1

The 10 players with the lowest Walks Per 9 Innings, Starting

Name	Tm	Lg	BB/9-s	IP-s
JOSS, A.	WA	TCBA	1.1	321.1
WHITE, D.	LI	TCBA	1.4	315.1
BENDER, C.	BU	TCBA	1.4	226.1
YOUNG, C.	TU	TCBA	1.5	347.1
EWING, B.	LI	TCBA	1.6	331.0
THIELMAN, J.	WA	TCBA	1.6	177.0
ALTROCK, N.	MI	TCBA	1.7	221.1
BROWN, T.	BE	TCBA	1.7	256.1
SPARKS, T.	LI	TCBA	1.7	271.2
WALSH, E.	WM	TCBA	1.7	371.0

The 10 players with the highest Walks Per 9 Innings, Starting

Name	Tm	Lg	BB/9-s	IP-s
DOYLE, S.	GW	TCBA	4.8	202.0
MOREN, L.	ME	TCBA	4.7	254.2
JACOBSON, B.	HP	TCBA	4.4	173.0
SMITH, F.	LT	TCBA	4.3	284.1
WILLETT, E.	SO	TCBA	4.2	161.2
BEEBE, F.	GW	TCBA	4.1	243.0
FALKENBERG, C.	SO	TCBA	4.1	245.0
BROWN, B.	BU	TCBA	3.9	156.1
LUSH, J.	HH	TCBA	3.8	218.1
AMES, R.	BR	TCBA	3.8	194.0

The 11 players with the lowest Home Runs Per 9 Innings, Starting

Name	Tm	Lg	HR/9-s	IP-s
11 players tied at 0.00				

The 10 players with the highest Home Runs Per 9 Innings, Starting

Name	Tm	Lg	HR/9-s	IP-s
MCINTIRE, H.	ME	TCBA	.40	200.2
LEEVEER, S.	MI	TCBA	.19	237.2
OVERALL, O.	HH	TCBA	.19	289.0
GLADE, F.	WM	TCBA	.18	203.1
CHESBRO, J.	BE	TCBA	.17	208.2
DORNER, G.	BU	TCBA	.17	159.1
FLAHERTY, P.	PR	TCBA	.17	214.1
JACOBSON, B.	HP	TCBA	.16	173.0
WEIMER, J.	WA	TCBA	.15	233.1
YOUNG, I.	PR	TCBA	.15	234.1



OH WHAT A RELIEF

IT IS...

The 10 players with the most Saves

Name	Tm	Lg	SV	SOPP
Wood, W.	BR	TCBA	17	85.0
GLAZE, R.	TU	TCBA	8	88.9
CAMNITZ, H.	BR	TCBA	7	100.0
BOULTES, J.	GW	TCBA	7	70.0
COVELESKI, H.	CL	TCBA	6	85.7
PHILLIPPE, D.	BR	TCBA	6	85.7
BURCHELL, F.	WA	TCBA	5	100.0
BERGER, H.	GW	TCBA	5	83.3
JOHNSON, W.	TU	TCBA	5	45.5
RICHIE, L.	MI	TCBA	5	45.5

The 1 player with the highest Save Opportunity Percentage

Name	Tm	Lg	SOPP	SOP
Wood, W.	BR	TCBA	85.0	20

The 7 players with the lowest Earned Run Average, Relieving

Name	Tm	Lg	ERA-r	IP-r
TANNEHILL, J.	TU	TCBA	1.67	70.0
MADDOX, N.	WM	TCBA	2.02	58.0
JOHNSON, W.	TU	TCBA	2.56	52.2
RICHIE, L.	MI	TCBA	3.04	74.0
PHILLIPPE, D.	BR	TCBA	3.86	56.0
FIENE, L.	ME	TCBA	4.32	58.1
DURBIN, K.	WM	TCBA	4.33	70.2

The 7 players with the most Earned Runs Prevented, Relieving

Name	Tm	Lg	ERPT-r	IP-r
TANNEHILL, J.	TU	TCBA	9.5	70.0
MADDOX, N.	WM	TCBA	5.6	58.0
JOHNSON, W.	TU	TCBA	1.9	52.2
RICHIE, L.	MI	TCBA	-1.2	74.0
PHILLIPPE, D.	BR	TCBA	-6.0	56.0
FIENE, L.	ME	TCBA	-9.2	58.1
DURBIN, K.	WM	TCBA	-11.3	70.2

The 10 players with the most Innings Pitched, Relieving

Name	Tm	Lg	IP-r	GIR
RICHIE, L.	MI	TCBA	74.0	32
DURBIN, K.	WM	TCBA	70.2	23
TANNEHILL, J.	TU	TCBA	70.0	41
FIENE, L.	ME	TCBA	58.1	35
MADDOX, N.	WM	TCBA	58.0	26
PHILLIPPE, D.	BR	TCBA	56.0	27
JOHNSON, W.	TU	TCBA	52.2	26
COOMBS, J.	BR	TCBA	48.2	19
MCCLOSKEY, J.	BE	TCBA	47.0	28
BOULTES, J.	GW	TCBA	46.0	32

The 10 players with the most Relief Points

Name	Tm	Lg	RPT	GIR
Wood, W.	BR	TCBA	51	21
PHILLIPPE, D.	BR	TCBA	22	27
GLAZE, R.	TU	TCBA	22	39
BOULTES, J.	GW	TCBA	21	32
CAMNITZ, H.	BR	TCBA	19	12
COVELESKI, H.	CL	TCBA	16	13
BERGER, H.	GW	TCBA	15	22
ESSICK, B.	GW	TCBA	13	10
TANNEHILL, J.	TU	TCBA	13	41
OWEN, F.	LI	TCBA	12	27

The 11 players with the most Games in Relief

Name	Tm	Lg	GIR	IP-r
TANNEHILL, J.	TU	TCBA	41	70.0
GLAZE, R.	TU	TCBA	39	44.0
FIENE, L.	ME	TCBA	35	58.1
RICHIE, L.	MI	TCBA	32	74.0
BOULTES, J.	GW	TCBA	32	46.0
SMITH, F.	GW	TCBA	29	29.0
MCCLOSKEY, J.	BE	TCBA	28	47.0
PHILLIPPE, D.	BR	TCBA	27	56.0
OWEN, F.	LI	TCBA	27	43.1

The 10 players with the most Games Finished

Name	Tm	Lg	GF	GIR
FIENE, L.	ME	TCBA	23	35
MADDOX, N.	WM	TCBA	22	26
PHILLIPPE, D.	BR	TCBA	22	27
MCCLOSKEY, J.	BE	TCBA	22	28
GLAZE, R.	TU	TCBA	22	39
TANNEHILL, J.	TU	TCBA	22	41
RICHIE, L.	MI	TCBA	21	32
DURBIN, K.	WM	TCBA	19	23
JOHNSON, W.	TU	TCBA	19	26
BOULTES, J.	GW	TCBA	19	32

The 32 players with the most Blown Saves

Name	Tm	Lg	BS	GIR
RICHIE, L.	MI	TCBA	5	32
JOHNSON, W.	TU	TCBA	4	26
LUSH, J.	HH	TCBA	2	5
NEUER, T.	WA	TCBA	2	12
CAMPBELL, B.	BE	TCBA	2	14
BARTLEY, B.	BE	TCBA	2	22

The 12 players with the most Holds

Name	Tm	Lg	HLD	GIR
TANNEHILL, J.	TU	TCBA	4	41
BRADY, K.	GW	TCBA	3	4
FERGUSON, G.	WA	TCBA	3	23
SMITH, F.	GW	TCBA	3	29

8 players tied at 2

26 players tied at 1

The 10 players with the most Inherited Runners

Name	Tm	Lg	IR	GIR
PHILLIPPE, D.	BR	TCBA	35	27
FIENE, L.	ME	TCBA	34	35
HARRIS, J.	WM	TCBA	30	23
TANNEHILL, J.	TU	TCBA	29	41
JOHNSON, W.	TU	TCBA	25	26
GLAZE, R.	TU	TCBA	25	39
BOULTES, J.	GW	TCBA	24	32
KEEFE, B.	HP	TCBA	22	19
Braun, R.	HP	TCBA	21	15
RICHIE, L.	MI	TCBA	21	32

The 7 Players with the lowest Inherited Runners Scored Percentage

Name	Tm	Lg	IRSP	IR
BOULTES, J.	GW	TCBA	20.8	24
TANNEHILL, J.	TU	TCBA	31.0	29
FIENE, L.	ME	TCBA	32.4	34
GLAZE, R.	TU	TCBA	40.0	25
PHILLIPPE, D.	BR	TCBA	42.9	35
JOHNSON, W.	TU	TCBA	48.0	25
HARRIS, J.	WM	TCBA	50.0	30

The 10 players with the most Strikeouts, Relieving

Name	Tm	Lg	SO-r	IP-r
MADDOX, N.	WM	TCBA	58	58.0
FIENE, L.	ME	TCBA	47	58.1
JOHNSON, W.	TU	TCBA	44	52.2
WHITING, J.	BE	TCBA	42	43.0
DURBIN, K.	WM	TCBA	32	70.2
RICHIE, L.	MI	TCBA	30	74.0
COOMBS, J.	BR	TCBA	29	48.2
TANNEHILL, J.	TU	TCBA	28	70.0
GRAHAM, O.	BU	TCBA	26	37.1
PFEFFER, B.	TU	TCBA	24	32.2

The 7 players with the highest Strikeouts Per 9 Innings, Relieving

Name	Tm	Lg	SO/9-r	IP-r
MADDOX, N.	WM	TCBA	9.0	58.0
JOHNSON, W.	TU	TCBA	7.5	52.2
FIENE, L.	ME	TCBA	7.3	58.1
DURBIN, K.	WM	TCBA	4.1	70.2
RICHIE, L.	MI	TCBA	3.6	74.0
TANNEHILL, J.	TU	TCBA	3.6	70.0
PHILLIPPE, D.	BR	TCBA	3.4	56.0

The 7 players with the lowest Baserunners Per 9 Innings, Relieving

Name	Tm	Lg	BR/9-r	IP-r
MADDOX, N.	WM	TCBA	8.5	58.0
RICHIE, L.	MI	TCBA	8.9	74.0
TANNEHILL, J.	TU	TCBA	9.8	70.0
PHILLIPPE, D.	BR	TCBA	12.4	56.0
JOHNSON, W.	TU	TCBA	13.0	52.2
DURBIN, K.	WM	TCBA	14.6	70.2
FIENE, L.	ME	TCBA	14.8	58.1

The 7 players with the highest Baserunners Per 9 Innings, Relieving

Name	Tm	Lg	BR/9-r	IP-r
FIENE, L.	ME	TCBA	14.8	58.1
DURBIN, K.	WM	TCBA	14.6	70.2
JOHNSON, W.	TU	TCBA	13.0	52.2
PHILLIPPE, D.	BR	TCBA	12.4	56.0
TANNEHILL, J.	TU	TCBA	9.8	70.0
RICHIE, L.	MI	TCBA	8.9	74.0
MADDOX, N.	WM	TCBA	8.5	58.0

The 7 players with the lowest Hits Per 9 Innings, Relieving

Name	Tm	Lg	H/9-r	IP-r
MADDOX, N.	WM	TCBA	5.7	58.0
RICHIE, L.	MI	TCBA	5.8	74.0
TANNEHILL, J.	TU	TCBA	8.4	70.0
PHILLIPPE, D.	BR	TCBA	9.8	56.0
JOHNSON, W.	TU	TCBA	10.1	52.2
FIENE, L.	ME	TCBA	10.5	58.1
DURBIN, K.	WM	TCBA	10.8	70.2

The 7 players with the highest Hits Per 9 Innings, Relieving

Name	Tm	Lg	H/9-r	IP-r
DURBIN, K.	WM	TCBA	10.8	70.2
FIENE, L.	ME	TCBA	10.5	58.1
JOHNSON, W.	TU	TCBA	10.1	52.2
PHILLIPPE, D.	BR	TCBA	9.8	56.0
TANNEHILL, J.	TU	TCBA	8.4	70.0
RICHIE, L.	MI	TCBA	5.8	74.0
MADDOX, N.	WM	TCBA	5.7	58.0

The 7 players with the lowest Walks Per 9 Innings, Relieving

Name	Tm	Lg	BB/9-r	IP-r
PHILLIPPE, D.	BR	TCBA	1.8	56.0
TANNEHILL, J.	TU	TCBA	1.8	70.0
RICHIE, L.	MI	TCBA	2.9	74.0
MADDOX, N.	WM	TCBA	2.9	58.0
JOHNSON, W.	TU	TCBA	3.2	52.2
FIENE, L.	ME	TCBA	3.4	58.1
DURBIN, K.	WM	TCBA	3.8	70.2

The 7 players with the highest Walks Per 9 Innings, Relieving

Name	Tm	Lg	BB/9-r	IP-r
DURBIN, K.	WM	TCBA	3.8	70.2
FIENE, L.	ME	TCBA	3.4	58.1
JOHNSON, W.	TU	TCBA	3.2	52.2
MADDOX, N.	WM	TCBA	2.9	58.0
RICHIE, L.	MI	TCBA	2.9	74.0
TANNEHILL, J.	TU	TCBA	1.8	70.0
PHILLIPPE, D.	BR	TCBA	1.8	56.0

fielding

The 10 players with the highest Range at Second Base

Name	Tm	Lg	RNG	INN
KNABE, O.	GW	TCBA	5.96	1037.1
MURPHY, D.	SO	TCBA	5.78	1027.0
HOELSKOETTER, A.	WM	TCBA	5.76	908.0
HINCHMAN, H.	HP	TCBA	5.70	1175.2
HUGGINS, M.	WA	TCBA	5.69	1361.0
NILES, H.	LT	TCBA	5.67	1103.2
WILLIAMS, J.	ME	TCBA	5.57	1118.2
FERRIS, H.	PR	TCBA	5.49	1309.0
RITCHEY, C.	MI	TCBA	5.47	1152.2
ABBATICCHIO, E.	LI	TCBA	5.38	1111.0

The 10 players with the highest Fielding Average at Second Base

Name	Tm	Lg	FLD	INN
FERRIS, H.	PR	TCBA	.988	1309.0
RITCHEY, C.	MI	TCBA	.980	1152.2
LAJOIE, N.	BR	TCBA	.980	1171.1
ABBATICCHIO, E.	LI	TCBA	.978	1111.0
MURPHY, D.	SO	TCBA	.976	1027.0
EVERS, J.	CL	TCBA	.976	1235.1
WILLIAMS, J.	ME	TCBA	.976	1118.2
HUGGINS, M.	WA	TCBA	.973	1361.0
NILES, H.	LT	TCBA	.963	1103.2
KNABE, O.	GW	TCBA	.961	1037.1

The 10 players with the highest Range at Third Base

Name	Tm	Lg	RNG	INN
SHIPKE, B.	LT	TCBA	2.79	845.1
COURTNEY, E.	LI	TCBA	2.72	733.1
LAPORTE, F.	TU	TCBA	2.67	630.1
CASEY, D.	LI	TCBA	2.63	640.1
DEVLIN, A.	GW	TCBA	2.56	1155.2
HARTZELL, R.	HP	TCBA	2.55	981.1
COUGHLIN, B.	BE	TCBA	2.49	854.0
MOWREY, M.	SO	TCBA	2.47	1064.2
MORIARTY, G.	BU	TCBA	2.47	927.0
BRADLEY, B.	TU	TCBA	2.45	716.2

The 10 players with the highest Fielding Average at Third Base

Name	Tm	Lg	FLD	INN
CASEY, D.	LI	TCBA	.969	640.1
Honeycutt, L.	WM	TCBA	.959	809.2
HARTZELL, R.	HP	TCBA	.949	981.1
STEINFELDT, H.	CL	TCBA	.947	1289.0
DEVLIN, A.	GW	TCBA	.943	1155.2
BRADLEY, B.	TU	TCBA	.938	716.2
COUGHLIN, B.	BE	TCBA	.933	854.0
SHIPKE, B.	LT	TCBA	.932	845.1
COURTNEY, E.	LI	TCBA	.929	733.1
MORIARTY, G.	BU	TCBA	.927	927.0

The 10 players with the highest Range at Shortstop

Name	Tm	Lg	RNG	INN
WALLACE, B.	HP	TCBA	6.20	1205.0
DAVIS, G.	BU	TCBA	6.20	1086.2
DAHLEN, B.	GW	TCBA	6.01	1311.0
O'LEARY, C.	MI	TCBA	6.01	1169.2
DOOLAN, M.	LT	TCBA	5.99	1357.1
LEWIS, P.	SO	TCBA	5.87	1209.1
LOBERT, H.	HH	TCBA	5.85	1287.2
CROSS, M.	ME	TCBA	5.74	768.1
WAGNER, H.	WA	TCBA	5.72	1179.1
BRIDWELL, A.	CL	TCBA	5.71	1368.2

The 10 players with the highest Fielding Average at Shortstop

Name	Tm	Lg	FLD	INN
DOOLAN, M.	LT	TCBA	.955	1357.1
LOBERT, H.	HH	TCBA	.954	1287.2
WALLACE, B.	HP	TCBA	.954	1205.0
TURNER, T.	WM	TCBA	.953	1070.1
BRIDWELL, A.	CL	TCBA	.952	1368.2
DAHLEN, B.	GW	TCBA	.951	1311.0
WAGNER, H.	WA	TCBA	.951	1179.1
O'LEARY, C.	MI	TCBA	.949	1169.2
CROSS, M.	ME	TCBA	.942	768.1
ALPERMAN, W.	LI	TCBA	.942	1199.2

The 10 players with the highest Range in Left Field

Name	Tm	Lg	RNG	INN
JONES, C.	HH	TCBA	2.48	852.2
JONES, F.	BU	TCBA	2.43	920.1
CLARKE, F.	MI	TCBA	2.32	850.1
SHANNON, S.	BR	TCBA	2.31	1330.1
ISBELL, F.	WA	TCBA	2.28	772.0
DELAHANTY, J.	SO	TCBA	2.27	949.0
GANLEY, B.	GW	TCBA	2.21	1227.1
Flanagan, B.	PR	TCBA	2.13	608.2
CONROY, W.	HP	TCBA	2.12	1212.2
HOFFMAN, D.	LT	TCBA	1.98	694.0

The 10 players with the highest Fielding Average in Left Field

Name	Tm	Lg	FLD	INN
JONES, C.	HH	TCBA	.992	852.2
CLARKE, F.	MI	TCBA	.986	850.1
SHANNON, S.	BR	TCBA	.983	1330.1
HOFFMAN, D.	LT	TCBA	.975	694.0
JONES, F.	BU	TCBA	.973	920.1
GANLEY, B.	GW	TCBA	.968	1227.1
CONROY, W.	HP	TCBA	.957	1212.2
ISBELL, F.	WA	TCBA	.956	772.0
DELAHANTY, J.	SO	TCBA	.937	949.0
Flanagan, B.	PR	TCBA	.923	608.2

The 10 players with the highest Range in Center Field

Name	Tm	Lg	RNG	INN
HAHN, E.	HH	TCBA	3.16	1342.1
STONE, G.	BE	TCBA	3.15	943.2
HOFMAN, S.	TU	TCBA	3.10	649.1
SLAGLE, J.	PR	TCBA	3.02	908.1
THOMAS, R.	LI	TCBA	3.02	956.0
BATES, J.	GW	TCBA	3.02	1031.2
HARTSEL, T.	MI	TCBA	3.00	938.1
BURCH, A.	WA	TCBA	2.99	653.0
CONGALTON, B.	CL	TCBA	2.98	991.1
KEELER, W.	LT	TCBA	2.95	860.1

The 10 players with the highest Fielding Average in Center Field

Name	Tm	Lg	FLD	INN
HAHN, E.	HH	TCBA	1.000	1342.1
LEACH, T.	WM	TCBA	1.000	1059.0
THOMAS, R.	LI	TCBA	.997	956.0
MAGEE, S.	BU	TCBA	.997	961.1
HARTSEL, T.	MI	TCBA	.994	938.1
BATES, J.	GW	TCBA	.991	1031.2
STONE, G.	BE	TCBA	.991	943.2
SLAGLE, J.	PR	TCBA	.990	908.1
HOFMAN, S.	TU	TCBA	.987	649.1
CONGALTON, B.	CL	TCBA	.982	991.1

The 10 players with the highest Range in Right Field

Name	Tm	Lg	RNG	INN
SULLIVAN, D.	ME	TCBA	2.29	773.2
MURRAY, R.	TU	TCBA	2.21	680.0
SEYMOUR, C.	BR	TCBA	2.17	1090.2
FLICK, E.	LI	TCBA	2.16	1116.2
SEYBOLD, S.	BE	TCBA	2.14	1301.2
MITCHELL, M.	WA	TCBA	2.12	1228.1
HEMPHILL, C.	CL	TCBA	2.10	1351.2
COBB, T.	BU	TCBA	2.09	1291.1
MALONEY, B.	PR	TCBA	2.08	1207.0
CRAWFORD, S.	GW	TCBA	2.02	1258.2

The 10 players with the highest Fielding Average in Right Field

Name	Tm	Lg	FLD	INN
HEMPHILL, C.	CL	TCBA	.994	1351.2
JONES, D.	SO	TCBA	.992	1083.1
FLICK, E.	LI	TCBA	.989	1116.2
SULLIVAN, D.	ME	TCBA	.985	773.2
BEAUMONT, G.	MI	TCBA	.984	852.1
COBB, T.	BU	TCBA	.984	1291.1
SHECKARD, J.	HP	TCBA	.982	1026.0
SEYMOUR, C.	BR	TCBA	.981	1090.2
HOWARD, D.	LT	TCBA	.980	666.1
CRAWFORD, S.	GW	TCBA	.979	1258.2

The 10 players with the highest Fielding Average at First Base

Name	Tm	Lg	FLD	INN
TENNEY, F.	CL	TCBA	.999	1313.0
DONAHUE, J.	BR	TCBA	.997	1375.2
GANZEL, J.	LI	TCBA	.995	1156.2
CHANCE, F.	ME	TCBA	.995	858.2
NEALON, J.	BE	TCBA	.994	914.0
STOVALL, G.	PR	TCBA	.993	1277.1
BRANSFIELD, K.	WM	TCBA	.992	1180.2
JONES, T.	SO	TCBA	.992	1289.2
ROSSMAN, C.	MI	TCBA	.992	622.1
UNGLAUB, B.	BU	TCBA	.991	1258.1

The 10 players with the highest Fielding Average at Pitcher

Name	Tm	Lg	FLD	INN
ALTROCK, N.	MI	TCBA	1.000	230.2
AMES, R.	BR	TCBA	1.000	211.2
LIEBHARDT, G.	BR	TCBA	.989	277.2
RUCKER, N.	LT	TCBA	.987	255.1
LEEVER, S.	MI	TCBA	.986	241.1
SMITH, F.	LT	TCBA	.983	294.1
BELL, G.	BE	TCBA	.982	181.0
MCGINNITY, J.	LT	TCBA	.981	195.0
MULLIN, G.	SO	TCBA	.981	342.1
LANFORD, S.	WM	TCBA	.978	108.1

The 10 players with the highest Fielding Average at Catcher

Name	Tm	Lg	FLD	INN
SCHRECKENGOST, O.	ME	TCBA	.990	724.2
SULLIVAN, B.	HP	TCBA	.984	1333.0
KLING, J.	WA	TCBA	.981	797.1
GIBSON, G.	LT	TCBA	.981	1027.0
BRESNAHAN, R.	GW	TCBA	.980	736.0
WARNER, J.	MI	TCBA	.978	814.2
MCLEAN, L.	TU	TCBA	.975	733.1
DOOIN, R.	SO	TCBA	.975	989.1
SCHLEI, A.	CL	TCBA	.973	658.1
RITTER, L.	BR	TCBA	.970	1012.2


The 10 players with the lowest Opposition Stolen Base Average at Catcher

Name	Tm	Lg	OSBA	INN
KLING, J.	WA	TCBA	.508	797.1
BRESNAHAN, R.	GW	TCBA	.587	736.0
SCHLEI, A.	CL	TCBA	.656	658.1
GIBSON, G.	LT	TCBA	.675	1027.0
DOOIN, R.	SO	TCBA	.710	989.1
SCHMIDT, B.	ME	TCBA	.731	615.2
SULLIVAN, B.	HP	TCBA	.776	1333.0
WARNER, J.	MI	TCBA	.784	814.2
CLARKE, N.	BU	TCBA	.796	892.2
BOWERMAN, F.	LI	TCBA	.798	688.0

**1908 GOLD GLOVE WINNERS: P-Nick Altrock, MI C-Johnny Kling, WA 1B-Fred Tenney, CL
 2B-Danny Murphy, SO 3B-Doc Casey, LI SS-Bobby Wallace, HP
 LF-Charlie Jones, HH CF-Ed Hahn, HH RF-Elmer Flick, LI**



WALLACE, ST. LOUIS AMER.



HAHN, CHICAGO AMER.



Strike.


CHICAGO.




MURPHY, PHILA. AMER.




Flick, CLEVELAND.



CASEY, MONTREAL



KLING, CHICAGO NAT'L



TENNEY, N. Y. NAT'L

streaks

The 12 players with the longest Hitting Streak Current

Name	Tm	Lg	G	PA
CRAWFORD, S.	GW	TCBA	13	660
TITUS, J.	WM	TCBA	10	549
COBB, T.	BU	TCBA	10	662
CHASE, H.	HP	TCBA	9	552
HARTSEL, T.	MI	TCBA	9	676
HARTZELL, R.	HP	TCBA	8	440
SEYMOUR, C.	BR	TCBA	8	545
CONGALTON, B.	CL	TCBA	8	553

4 players tied at 7

The 35 players with the longest Doubles Streak Current

Name	Tm	Lg	G	PA
MCGUIRE, D.	TU	TCBA	2	6
BERRY, C.	HP	TCBA	2	15
HUGHES, L.	SO	TCBA	2	100
O'BRIEN, P.	WM	TCBA	2	277
BIRMINGHAM, J.	WM	TCBA	2	473
Honeycutt, L.	WM	TCBA	2	540
HARTSEL, T.	MI	TCBA	2	676

28 players tied at 1

The 417 players with the longest Triples Streak Current

Name	Tm	Lg	G	PA
RICHE, L.	MI	TCBA	1	35
WILTSE, H.	BE	TCBA	1	80
CHESBRO, J.	BE	TCBA	1	88
ANDERSON, J.	MI	TCBA	1	340
MCLEAN, L.	TU	TCBA	1	390
Keefer, A.	ME	TCBA	1	433
SEYMOUR, C.	BR	TCBA	1	545
CRAWFORD, S.	GW	TCBA	1	660

409 players tied at 0

The 15 players with the longest Hitting Streak Season

Name	Tm	Lg	G	PA
NICHOLLS, S.	BU	TCBA	24	512
COBB, T.	BU	TCBA	18	662
BEAUMONT, G.	MI	TCBA	16	651
EVERS, J.	CL	TCBA	15	568
LAJOIE, N.	BR	TCBA	15	575
MALONEY, B.	PR	TCBA	15	634
DAVIS, H.	HH	TCBA	15	657

8 players tied at 14

The 37 players with the longest Doubles Streak Season

Name	Tm	Lg	G	PA
COLLINS, J.	HH	TCBA	5	586
ELBERFELD, K.	BR	TCBA	4	521
BRAIN, D.	MI	TCBA	4	555
WAGNER, H.	WA	TCBA	4	600
FERRIS, H.	PR	TCBA	4	632

32 players tied at 3

The 41 players with the longest Triples Streak Season

Name	Tm	Lg	G	PA
KNABE, O.	GW	TCBA	3	541
HANNIFIN, J.	TU	TCBA	3	592

39 players tied at 2

The 417 players with the longest Home Run Streak Current

Name	Tm	Lg	G	PA
MORAN, P.	HH	TCBA	1	246
HUMMEL, J.	TU	TCBA	1	529
DAVIS, H.	HH	TCBA	1	657

414 players tied at 0

The 45 players with the longest Extra Base Hit Streak Current

Name	Tm	Lg	G	PA
MCGUIRE, D.	TU	TCBA	3	6
O'BRIEN, P.	WM	TCBA	3	277
SEYMOUR, C.	BR	TCBA	3	545
BERRY, C.	HP	TCBA	2	15
HUGHES, L.	SO	TCBA	2	100
BIRMINGHAM, J.	WM	TCBA	2	473
Honeycutt, L.	WM	TCBA	2	540
GANZEL, J.	LI	TCBA	2	554
HARTSEL, T.	MI	TCBA	2	676

36 players tied at 1

The 13 players with the longest Walks Streak Current

Name	Tm	Lg	G	PA
JONES, F.	BU	TCBA	6	659
HUGGINS, M.	WA	TCBA	5	702
SCHLAFly, H.	LI	TCBA	4	140
ISBELL, F.	WA	TCBA	3	557

9 players tied at 2

The 87 players with the longest Home Run Streak Season

Name	Tm	Lg	G	PA
WEIMER, J.	WA	TCBA	2	90
Braun, R.	HP	TCBA	2	232
MURRAY, R.	TU	TCBA	2	520
BRAIN, D.	MI	TCBA	2	555
Meade, L.	BE	TCBA	2	604

82 players tied at 1

The 17 players with the longest Extra Base Hit Streak Season

Name	Tm	Lg	G	PA
BRESNAHAN, R.	GW	TCBA	5	412
TITUS, J.	WM	TCBA	5	549
MAGEE, S.	BU	TCBA	5	577
COLLINS, J.	HH	TCBA	5	586

13 players tied at 4

The 18 players with the longest Walks Streak Season

Name	Tm	Lg	G	PA
JORDAN, T.	WA	TCBA	10	594
SCHLAFly, H.	LI	TCBA	7	140
KONETCHY, E.	GW	TCBA	7	319
CHANCE, F.	ME	TCBA	7	449
CLARKE, F.	MI	TCBA	7	598
HARTSEL, T.	MI	TCBA	7	676

12 players tied at 6



The 10 players with the longest On Base Streak Current

Name	Tm	Lg	G	PA
DELAHANTY, J.	SO	TCBA	24	524
MILAN, C.	ME	TCBA	16	207
COBB, T.	BU	TCBA	16	662
HARTSEL, T.	MI	TCBA	16	676
STONE, G.	BE	TCBA	14	688
STEINFELDT, H.	CL	TCBA	13	619
CRAWFORD, S.	GW	TCBA	13	660
HARTZELL, R.	HP	TCBA	12	440
MOWREY, M.	SO	TCBA	10	512
TITUS, J.	WM	TCBA	10	549

The 10 players with the longest On Base Streak Season

Name	Tm	Lg	G	PA
HUGGINS, M.	WA	TCBA	30	702
JORDAN, T.	WA	TCBA	29	594
COBB, T.	BU	TCBA	27	662
DEVLIN, A.	GW	TCBA	26	632
STONE, G.	BE	TCBA	26	688
NICHOLLS, S.	BU	TCBA	24	512
DELAHANTY, J.	SO	TCBA	24	524
SLAGLE, J.	PR	TCBA	23	596
FLICK, E.	LI	TCBA	22	613
HAHN, E.	HH	TCBA	22	711

The 11 players with the longest Hitless Streak Current

Name	Tm	Lg	G	PA
Pio, P.	TU	TCBA	30	142
TANNEHILL, J.	TU	TCBA	11	31
BARTLEY, B.	BE	TCBA	9	15
LORD, B.	TU	TCBA	9	74
DYGERT, J.	MI	TCBA	8	117

6 players tied at 7

The 11 players with the longest Hitless Streak Season

Name	Tm	Lg	G	PA
Pio, P.	TU	TCBA	30	142
ATZ, J.	BR	TCBA	17	53
CASEY, D.	LI	TCBA	16	281
LORD, B.	TU	TCBA	15	74
BLAIR, W.	SO	TCBA	15	157
GRAHAM, O.	BU	TCBA	13	25
SPARKS, T.	LI	TCBA	13	105

4 players tied at 12

The 11 players with the longest No Home Run Streak Current

Name	Tm	Lg	G	PA
DOOLAN, M.	LT	TCBA	154	610
HAHN, E.	HH	TCBA	154	711
DONAHUE, J.	BR	TCBA	153	643
HEMPHILL, C.	CL	TCBA	153	694
HUGGINS, M.	WA	TCBA	153	702
BRIDWELL, A.	CL	TCBA	152	600
SULLIVAN, B.	HP	TCBA	150	576
TENNEY, F.	CL	TCBA	149	675
DAHLEN, B.	GW	TCBA	148	604

2 players tied at 147

The 11 players with the longest No Home Run Streak Season

Name	Tm	Lg	G	PA
DOOLAN, M.	LT	TCBA	154	610
HAHN, E.	HH	TCBA	154	711
DONAHUE, J.	BR	TCBA	153	643
HEMPHILL, C.	CL	TCBA	153	694
HUGGINS, M.	WA	TCBA	153	702
BRIDWELL, A.	CL	TCBA	152	600
SULLIVAN, B.	HP	TCBA	150	576
TENNEY, F.	CL	TCBA	149	675
DAHLEN, B.	GW	TCBA	148	604

2 players tied at 147

The 11 players with the longest No Strike Out Streak Current

Name	Tm	Lg	G	PA
CHADBOURNE, C.	HP	TCBA	14	31
LISTER, P.	HP	TCBA	14	76
KAY, B.	BR	TCBA	13	68
MCINTYRE, M.	SO	TCBA	11	92
CROSS, L.	WA	TCBA	11	223

6 players tied at 10

The 11 players with the longest No Strike Out Streak Season

Name	Tm	Lg	G	PA
KAY, B.	BR	TCBA	30	68
GANLEY, B.	GW	TCBA	27	680
MURPHY, D.	SO	TCBA	24	517
CONGALTON, B.	CL	TCBA	20	553
DOYLE, L.	SO	TCBA	19	209
MERKLE, F.	BU	TCBA	17	107
PARENT, F.	WA	TCBA	17	459

4 players tied at 16

The 16 players with the longest Stolen Base Streak Current

Name	Tm	Lg	SB	ASB
DONAHUE, J.	BR	TCBA	13	40
CHASE, H.	HP	TCBA	12	50
HUMMEL, J.	TU	TCBA	10	15
BRAIN, D.	MI	TCBA	9	9
SLAGLE, J.	PR	TCBA	9	50
STRANG, S.	HH	TCBA	8	16
CLYMER, O.	BE	TCBA	8	28
KANE, J.	TU	TCBA	7	25
HOFMAN, S.	TU	TCBA	7	49

7 players tied at 6

The 16 players with the longest Stolen Base Streak Season

Name	Tm	Lg	SB	ASB
CLYMER, O.	BE	TCBA	19	28
HOFMAN, S.	TU	TCBA	19	49
EVERS, J.	CL	TCBA	18	54
LAJOIE, N.	BR	TCBA	17	28
TINKER, J.	PR	TCBA	16	31
CHASE, H.	HP	TCBA	16	50
MAGGERT, H.	SO	TCBA	15	24
MURRAY, R.	TU	TCBA	13	38
DONAHUE, J.	BR	TCBA	13	40

7 players tied at 12

The 12 players with the longest Winning Streak Current

Name	Tm	Lg	W	GS
STRICKLETT, E.	BU	TCBA	6	28
SCANLAN, D.	HP	TCBA	5	15
POWELL, J.	MI	TCBA	5	30
WILLIS, V.	HH	TCBA	5	36
JOSS, A.	WA	TCBA	5	38
MATHEWSON, C.	CL	TCBA	5	40
NEUER, T.	WA	TCBA	4	5
HESS, O.	CL	TCBA	4	11
PFIESTER, J.	CL	TCBA	4	26

3 players tied at 3

The 11 players with the longest Winning Streak Season

Name	Tm	Lg	W	GS
WHITE, D.	LI	TCBA	8	36
JOSS, A.	WA	TCBA	8	38
BELL, G.	BE	TCBA	7	25
COAKLEY, A.	BU	TCBA	7	26
LUNDGREN, C.	LI	TCBA	7	28
SMITH, C.	HP	TCBA	7	34

5 players tied at 6

The 13 players with the longest Losing Streak Current

Name	Tm	Lg	L	GS
NEWTON, D.	PR	TCBA	7	9
HITT, R.	ME	TCBA	6	21
YOUNG, I.	PR	TCBA	6	30
HENLEY, W.	LI	TCBA	5	7
RUCKER, N.	LT	TCBA	5	31
BEEBE, F.	GW	TCBA	4	33

7 players tied at 3

The 11 players with the longest Quality Starts Streak Current

Name	Tm	Lg	QS	GS
WILLIS, V.	HH	TCBA	10	36
STRICKLETT, E.	BU	TCBA	9	28
LEEVEY, S.	MI	TCBA	9	29
WINTER, G.	ME	TCBA	7	28
EWING, B.	LI	TCBA	7	39
PASTORIUS, J.	GW	TCBA	6	30
SPARKS, T.	LI	TCBA	6	34
JOSS, A.	WA	TCBA	6	38

3 players tied at 5

The 11 players with the longest No Wins Streak Current

Name	Tm	Lg	NoW	GS
ADAMS, B.	ME	TCBA	14	17
OTEY, B.	CL	TCBA	11	11
NEWTON, D.	PR	TCBA	7	9
LINDAMAN, V.	LT	TCBA	6	10
HITT, R.	ME	TCBA	6	21
YOUNG, I.	PR	TCBA	6	30

5 players tied at 5

The 15 players with the longest Losing Streak Season

Name	Tm	Lg	L	GS
CORRIDON, F.	PR	TCBA	8	32
NEWTON, D.	PR	TCBA	7	9
WILLETT, E.	SO	TCBA	7	23
GLADE, F.	WM	TCBA	7	27
HUGHES, L.	SO	TCBA	7	29
KILLIAN, E.	GW	TCBA	7	40

9 players tied at 6

The 11 players with the longest Quality Starts Streak Season

Name	Tm	Lg	QS	GS
LUNDGREN, C.	LI	TCBA	16	28
JOSS, A.	WA	TCBA	14	38
FRASER, C.	ME	TCBA	12	16
MATHEWSON, C.	CL	TCBA	11	40
WHITE, D.	LI	TCBA	10	36
WILLIS, V.	HH	TCBA	10	36
WALSH, E.	WM	TCBA	10	44

4 players tied at 9

The 10 players with the longest No Wins Streak Season

Name	Tm	Lg	NoW	GS
ADAMS, B.	ME	TCBA	14	17
YOUNG, I.	PR	TCBA	13	30
HOGG, B.	LT	TCBA	12	20
MORGAN, C.	WM	TCBA	12	25
OTEY, B.	CL	TCBA	11	11
TAYLOR, D.	WM	TCBA	10	20
WILLETT, E.	SO	TCBA	10	23
LUNDGREN, C.	LI	TCBA	8	28
CORRIDON, F.	PR	TCBA	8	32
KILLIAN, E.	GW	TCBA	8	40

The 11 players with the longest Shutout Innings Current

Name	Tm	Lg	IP	GS
JOHNSON, W.	TU	TCBA	18.0	10
PFIESTER, J.	CL	TCBA	15.0	26
WILLIS, V.	HH	TCBA	13.0	36
CASTLETON, R.	SO	TCBA	12.0	2
NEUER, T.	WA	TCBA	12.0	5
GEHRING, H.	HP	TCBA	11.0	9
DYGERT, J.	MI	TCBA	11.0	33

4 players tied at 10.0

The 10 players with the longest Shutout Innings Season

Name	Tm	Lg	IP	GS
EWING, B.	LI	TCBA	49.0	39
JOSS, A.	WA	TCBA	36.0	38
WALSH, E.	WM	TCBA	30.0	44
KARGER, E.	TU	TCBA	28.0	42
CHESBRO, J.	BE	TCBA	25.0	25
HUGHES, L.	SO	TCBA	25.0	29
PASTORIUS, J.	GW	TCBA	25.0	30
BOULTES, J.	GW	TCBA	24.0	8
LUNDGREN, C.	LI	TCBA	24.0	28
MATHEWSON, C.	CL	TCBA	24.0	40

The 10 players with the longest Saves Streak Current

Name	Tm	Lg	SV	SOP
GLAZE, R.	TU	TCBA	8	9
CAMNITZ, H.	BR	TCBA	7	7
BURCHELL, F.	WA	TCBA	5	5
COVELESKI, H.	CL	TCBA	4	7
PHILLIPPE, D.	BR	TCBA	4	7
FIENE, L.	ME	TCBA	3	3
JOSS, A.	WA	TCBA	3	3
ORTH, A.	HP	TCBA	3	3
STEELE, E.	ME	TCBA	3	3
ESSICK, B.	GW	TCBA	3	4

The 16 players with the longest Saves Streak Season

Name	Tm	Lg	SV	SOP
Wood, W.	BR	TCBA	9	20
GLAZE, R.	TU	TCBA	8	9
CAMNITZ, H.	BR	TCBA	7	7
BURCHELL, F.	WA	TCBA	5	5
BERGER, H.	GW	TCBA	4	6
COVELESKI, H.	CL	TCBA	4	7
PHILLIPPE, D.	BR	TCBA	4	7
BOULTES, J.	GW	TCBA	4	10

8 players tied at 3

The 10 players with the longest Errorless Games Streak Current

Name	Tm	Lg	G	INN
HAHN, E.	HH	TCBA	154	1342.1
TENNEY, F.	CL	TCBA	142	1313.0
MAGEE, S.	BU	TCBA	89	1131.2
SLAGLE, J.	PR	TCBA	75	1216.1
CLARKE, F.	MI	TCBA	66	1214.2
DONAHUE, J.	BR	TCBA	63	1375.2
BATES, J.	GW	TCBA	59	1031.2
BARRY, S.	BR	TCBA	52	871.0
LEACH, T.	WM	TCBA	52	1165.2
NEALON, J.	BE	TCBA	50	914.0

The 10 players with the longest Errorless Games Streak Season

Name	Tm	Lg	G	INN
HAHN, E.	HH	TCBA	154	1342.1
TENNEY, F.	CL	TCBA	142	1313.0
HEMPHILL, C.	CL	TCBA	103	1375.2
SULLIVAN, D.	ME	TCBA	94	1252.2
MAGEE, S.	BU	TCBA	89	1131.2
CRAWFORD, S.	GW	TCBA	79	1292.2
SHECKARD, J.	HP	TCBA	78	1171.0
SLAGLE, J.	PR	TCBA	75	1216.1
BEAUMONT, G.	MI	TCBA	71	1292.1
COBB, T.	BU	TCBA	71	1342.1

A close-up photograph of a baseball, showing its characteristic red stitching on a light-colored leather surface. The baseball is centered in the frame. Overlaid on the baseball is the text 'BASEBALL' in blue, blocky, outlined letters, and 'PLAYOFFS' in red, blocky, outlined letters below it. The background is a plain, light gray surface.

BASEBALL
PLAYOFFS

1908

SEMI

FINAL

Team	1	2	3	4	5	6	7	8	9	10	11	12
Cleveland Naps	0	0	0	0	1	0	0	0	0	0	0	0
Long Island Islanders	0	0	0	0	0	0	1	0	0	0	0	0

Team	13	14	15	16	17	18	R	H	E	LOB	DP
Cleveland Naps	0	0	0	0	0	5	6	9	0	13	1
Long Island Islanders	0	0	0	0	0	0	1	7	4	6	1

Cleveland Naps (Game 1)																								
NAME	FT	AB	R	HR	BI	2B	3B	HR	TB	SO	BB	IBB	HBP	SH	SF	SB	CS	GDP	AVG	PO	A	E	DP	PB
F. TENNEY, 1b		7	0	1	0	1	0	0	2	0	2	0	0	0	0	0	0	1	1	.143	15	0	0	1
C. HEMPHILL, rf		6	1	2	0	1	0	0	3	0	2	0	0	0	0	0	0	0	.333	6	0	0	0	
R. OLDRING, lf	I	7	1	0	0	0	0	0	0	2	0	0	1	0	0	0	0	0	.000	4	0	0	0	
H. STEINFELDT, 3b		8	1	1	0	0	0	0	1	1	0	0	0	0	0	0	0	0	.125	0	1	0	0	
B. CONGALTON, cf		7	0	1	1	0	0	0	1	0	0	0	0	0	1	0	0	0	.143	5	0	0	0	
A. SCHLEI, c		6	1	1	0	1	0	0	2	1	2	0	0	0	0	0	0	0	.167	13	2	0	0	
J. EVERS, 2b		7	2	1	1	0	0	0	1	0	1	0	0	0	0	0	2	0	.143	3	4	0	1	
A. BRIDWELL, ss		7	0	2	3	0	0	0	2	0	0	0	0	0	1	2	0	0	.286	8	8	0	1	
C. MATHEWSON, p		8	0	0	0	0	0	0	0	0	0	0	0	0	0	0	0	0	.000					
Totals		63	6	9	5	3	0	0	12	4	7	0	1	0	2	4	1	1						

NAME	FT	G	SC	IP	H	R	ER	2B	3B	HR	BF	SO	BB	IBB	HB	SH	SF	WP	BK	IR	ERA			
C. MATHEWSON, W, 1-0		125	18.0	7	1	1	2	1	0	0	61	13	2	0	0	0	0	0	0	0	.50			
Totals		18.0	7	1	1	2	1	0	0	0	61	13	2	0	0	0	0	0	0	0	54	15	0	1

Long Island Islanders (Game 1)																								
NAME	FT	AB	R	HR	BI	2B	3B	HR	TB	SO	BB	IBB	HBP	SH	SF	SB	CS	GDP	AVG	PO	A	E	DP	PB
E. ABBATICCHIO, 2b		7	0	1	0	0	0	0	1	2	0	0	0	0	0	0	0	0	.143	2	5	0	0	
O. PICKERING, lf		3	0	1	0	1	0	0	2	0	0	0	0	0	0	0	0	0	.333	1	0	0	0	
T. SPARKS, p		0	0	0	0	0	0	0	0	0	0	0	0	0	0	0	0	0	-					
G. BROWNE, ph		1	0	0	0	0	0	0	0	0	0	0	0	0	0	0	0	0	.000	0	0	0	0	
D. MASON, p	I	0	0	0	0	0	0	0	0	0	0	0	0	0	0	0	0	0	-					
W. HENLEY, p		0	0	0	0	0	0	0	0	0	0	0	0	0	0	0	0	0	-					
J. McEaney, ph		1	0	0	0	0	0	0	0	0	0	0	0	0	0	0	0	0	.000	0	0	0	0	
C. LUNDGREN, p		2	0	0	0	0	0	0	0	2	0	0	0	0	0	0	0	0	.000					
C. WALSH, p	I	0	0	0	0	0	0	0	0	0	0	0	0	0	0	0	0	0	-					
E. FLICK, rf		7	1	2	0	0	1	0	4	1	0	0	0	0	0	0	1	0	.286	4	0	0	0	
J. GANZEL, 1b		7	0	0	1	0	0	0	0	2	0	0	0	0	0	0	0	0	.000	21	1	0	1	
R. THOMAS, cf		6	0	1	0	1	0	0	2	0	1	0	0	0	0	1	0	0	.167	10	0	0	0	
W. ALPERMAN, ss		6	0	0	0	0	0	0	0	2	0	0	0	0	0	0	0	0	.000	3	5	1	1	
D. CASEY, ph		0	0	0	0	0	0	0	0	0	1	0	0	0	0	0	0	0	-					
E. COURTNEY, 3b		7	0	0	0	0	0	0	0	2	0	0	0	0	0	0	0	1	.000	0	4	0	0	
F. BOWERMAN, c		6	0	1	0	0	0	0	1	1	0	0	0	0	0	0	0	0	.167	4	1	1	0	
B. EWING, p		1	0	0	0	0	0	0	0	1	0	0	0	0	0	0	0	0	.000					
B. SWEENEY, ph-lf		5	0	1	0	0	0	0	1	1	0	0	0	0	0	0	0	0	.200	7	0	1	0	
Totals		59	1	7	1	2	1	0	11	13	2	0	0	0	0	1	1	1						

NAME	FT	G	SC	IP	H	R	ER	2B	3B	HR	BF	SO	BB	IBB	HB	SH	SF	WP	BK	IR	ERA			
B. EWING		62	6.0	4	1	1	2	0	0	0	22	2	0	0	0	0	1	0	0	0	1.50			
T. SPARKS		2.0	0	0	0	0	0	0	0	0	7	0	0	0	0	0	0	0	0	0	.00			
D. MASON	I	.1	0	0	0	0	0	0	0	0	1	0	0	0	0	0	0	0	0	0	.00			
W. HENLEY		2.2	0	0	0	0	0	0	0	0	11	1	1	0	0	0	0	0	0	0	.00			
C. LUNDGREN, L, 0-1		6.1	5	5	4	1	0	0	0	31	1	6	0	1	0	1	0	0	0	0	5.68			
C. WALSH	I	.2	0	0	0	0	0	0	0	0	1	0	0	0	0	0	0	0	0	2	.00			
Totals		18.0	9	6	5	3	0	0	0	73	4	7	0	1	0	2	0	0	2		54	21	4	1



A game for the ages as Christy Mathewson pitches 18 INNINGS with a game score of 125 to defeat the Islanders, thanks to a 5-run 18th inning.



Long Island advances to the World Series for the 5th straight year outslugging Cleveland in the 7th game



U-TCB908 - TCBA Origins 1907 MLB Semi Finals - Game Summaries												
7 Games Played												
Date	No.	Team	R	H	E	G Sc	Starters	Decisions	Save			
10/04/07	7	Cleveland Naps	11	16	4	8	J. TAYLOR	L, J. TAYLOR				
16:20m	7	Long Island Islanders	16	16	4	27	D. WHITE	W, D. WHITE	None			
Date	No.	Team	R	H	E	G Sc	Starters	Decisions	Save			
10/03/07	6	Cleveland Naps	2	7	3	67	J. PFIESTER	L, J. PFIESTER				
15:21m	6	Long Island Islanders	4	6	1	47	B. EWING	W, W. HENLEY	None			
Date	No.	Team	R	H	E	G Sc	Starters	Decisions	Save			
10/01/07	5	Long Island Islanders	1	7	0	48	D. WHITE	L, D. WHITE				
10:15m	5	Cleveland Naps	4	11	1	76	C. MATHEWSON	W, C. MATHEWSON	None			
Date	No.	Team	R	H	E	G Sc	Starters	Decisions	Save			
09/30/07	4	Long Island Islanders	5	7	2	72	C. LUNDGREN	W, C. LUNDGREN	None			
15:21m	4	Cleveland Naps	2	4	2	48	O. HESS	L, O. HESS				
Date	No.	Team	R	H	E	G Sc	Starters	Decisions	Save			
09/29/07	3	Long Island Islanders	7	15	0	62	B. EWING	W, B. EWING	None			
16:06m	3	Cleveland Naps	4	6	1	32	J. TAYLOR	L, J. TAYLOR				
Date	No.	Team	R	H	E	G Sc	Starters	Decisions	Save			
09/27/07	2	Cleveland Naps	4	8	1	85	J. PFIESTER	W, J. PFIESTER	None			
10:38m	2	Long Island Islanders	1	2	3	48	T. SPARKS	L, T. SPARKS				
Date	No.	Team	R	H	E	Inn	G Sc	Starters	Decisions	Save		
09/26/07	1	Cleveland Naps	6	9	0	18	125	C. MATHEWSON	W, C. MATHEWSON	None		
33:43m	1	Long Island Islanders	1	7	4		62	B. EWING	L, C. LUNDGREN			

U-TCB908 - TCBA Origins 1907 MLB Semi Finals - Club Batting																	
2 Teams	AVG	OBP	SLG	G	AB	H	2B	3B	HR	R	R/G	SO	BB	LOB	SB	CS	SBP
Cleveland Naps	.229	.292	.316	7	266	61	11	3	2	33	4.7	18	23	53	9	2	81.8
Long Island Islanders	.224	.264	.291	7	268	60	11	2	1	35	5.0	40	12	39	11	3	78.6
TCBA Origins 1907 MLB Semi Finals	.227	.278	.303	7	534	121	22	5	3	68	9.7	58	35	92	20	5	80.0

U-TCB908 - TCBA Origins 1907 MLB Semi Finals - Club Pitching																	
2 Teams	ERA	G	CG	SHO	QS	SV	IP	H	R	ER	HR	SO	BB	HB	WP	BK	OBA
Cleveland Naps	2.17	7	4	0	3	0	70.2	60	35	17	1	40	12	3	0	0	.224
Long Island Islanders	3.42	7	2	0	3	0	71.0	61	33	27	2	18	23	3	0	0	.229
TCBA Origins 1907 MLB Semi Finals	2.80	7	6	0	6	0	141.2	121	68	44	3	58	35	6	0	0	.227

U-TCB908 - TCBA Origins 1907 MLB Semi Finals - Club Fielding																
2 Teams	FLD	G	PO	A	E	DP	TP	PB	OSB	OCS	OSBP	OSBA	DER	UER	UERP	
Cleveland Naps	.961	7	212	84	12	5	0	0	11	3	78.6	1.401	.707	18	51.4	
Long Island Islanders	.958	7	213	107	14	7	0	2	9	2	81.8	1.141	.726	6	18.2	
TCBA Origins 1907 MLB Semi Finals	.960	7	425	191	26	12	0	2	20	5	80.0	1.271	.717	24	35.3	

6 Games Played

Date	No.	Team	R	H	E	G Sc	Starters	Decisions	Save	
10/03/07	6	Buffalo Mules	11	16	1	49	E. STRICKLETT	W, E. STRICKLETT	None	
17:43m	6	Mimosa Mirthmakers	5	9	1	-3	S. LEEVER	L, S. LEEVER		
Date	No.	Team	R	H	E	Inn	G Sc	Starters	Decisions	Save
10/01/07	5	Mimosa Mirthmakers	3	10	2	13	60	E. REULBACH	L, J. POWELL	
25:03m	5	Buffalo Mules	4	8	3		85	A. COAKLEY	W, W. CLARKSON	None
Date	No.	Team	R	H	E	G Sc	Starters	Decisions	Save	
09/30/07	4	Mimosa Mirthmakers	2	6	0	48	J. DYGERT	L, J. DYGERT		
13:08m	4	Buffalo Mules	7	5	0	70	C. BENDER	W, C. BENDER	None	
Date	No.	Team	R	H	E	G Sc	Starters	Decisions	Save	
09/29/07	3	Mimosa Mirthmakers	2	9	0	79	S. LEEVER	W, S. LEEVER	None	
14:14m	3	Buffalo Mules	0	4	0	71	B. RAYMOND	L, B. RAYMOND		
Date	No.	Team	R	H	E	G Sc	Starters	Decisions	Save	
09/27/07	2	Buffalo Mules	7	12	3	25	E. STRICKLETT	L, E. STRICKLETT		
17:56m	2	Mimosa Mirthmakers	10	12	1	41	J. DYGERT	W, L. RICHIE	None	
Date	No.	Team	R	H	E	G Sc	Starters	Decisions	Save	
09/26/07	1	Buffalo Mules	3	10	2	78	C. BENDER	W, C. BENDER	None	
13:29m	1	Mimosa Mirthmakers	2	6	3	65	E. REULBACH	L, E. REULBACH		

A 13-inning win in Game 5 proved the pivotal outcome as Buffalo bested Mimosa in six games. Set up men George Moriarty and Simon Nicholls seemed to always be on base, together safely reaching base 27 times (17 hits, 8 walks, 2 HBP) and scoring 13 runs.

U-TCB908 - Buffalo Mules - Summary

Batting	AVG	OBP	SLG	G	AB	H	2B	3B	HR	R	R/G	SO	BB	LOB	SB	CS	SBP
Buffalo Mules	.251	.328	.329	6	219	55	12	1	1	32	5.3	26	24	51	1	2	33.3
Pitching	ERA	G	CG	SHO	QS	SV	IP	H	R	ER	HR	SO	BB	HB	WP	BK	OBA
Buffalo Mules	2.37	6	3	0	4	0	57.0	52	24	15	0	38	17	1	0	0	.236
Fielding	FLD	G	PO	A	E	DP	TP	PB	OSB	OCS	OSBP	OSBA	DER	UER	UERP		
Buffalo Mules	.964	6	171	70	9	3	0	1	3	0	100.0	.474	.682	9	37.5		

U-TCB908 - Mimosa Mirthmakers - Summary

Batting	AVG	OBP	SLG	G	AB	H	2B	3B	HR	R	R/G	SO	BB	LOB	SB	CS	SBP
Mimosa Mirthmakers	.236	.294	.305	6	220	52	9	3	0	24	4.0	38	17	45	3	0	100.0
Pitching	ERA	G	CG	SHO	QS	SV	IP	H	R	ER	HR	SO	BB	HB	WP	BK	OBA
Mimosa Mirthmakers	4.47	6	2	1	3	0	56.1	55	32	28	1	26	24	3	5	0	.251
Fielding	FLD	G	PO	A	E	DP	TP	PB	OSB	OCS	OSBP	OSBA	DER	UER	UERP		
Mimosa Mirthmakers	.970	6	169	61	7	2	0	0	1	2	33.3	.160	.701	4	12.5		



The 11 players with the best Wins - Losses

Name	Tm	Lg	W - L	PCT
BENDER, C.	BU	TCBA	2-0	1.000
MATHEWSON, C.	CL	TCBA	2-0	1.000

9 players tied at 1

The 11 players with the highest Win Percentage

Name	Tm	Lg	PCT	DEC
BENDER, C.	BU	TCBA	1.000	2
MATHEWSON, C.	CL	TCBA	1.000	2
CLARKSON, W.	BU	TCBA	1.000	1
EWING, B.	LI	TCBA	1.000	1
HENLEY, W.	LI	TCBA	1.000	1
RICHIE, L.	MI	TCBA	1.000	1

5 players tied at 0.500

The 10 players with the lowest Earned Run Average

Name	Tm	Lg	ERA	IP
MATHEWSON, C.	CL	TCBA	.33	27.0
PFIESTER, J.	CL	TCBA	.51	17.2
COAKLEY, A.	BU	TCBA	.75	12.0
BENDER, C.	BU	TCBA	1.00	18.0
REULBACH, E.	MI	TCBA	2.25	16.0
RAYMOND, B.	BU	TCBA	2.25	8.0
SPARKS, T.	LI	TCBA	2.77	13.0
HESS, O.	CL	TCBA	2.89	9.1
LUNDGREN, C.	LI	TCBA	2.93	15.1
EWING, B.	LI	TCBA	3.15	20.0

The 10 players with the most Earned Runs Prevented

Name	Tm	Lg	ERPT	IP
MATHEWSON, C.	CL	TCBA	8.2	27.0
PFIESTER, J.	CL	TCBA	5.0	17.2
BENDER, C.	BU	TCBA	4.1	18.0
COAKLEY, A.	BU	TCBA	3.1	12.0
REULBACH, E.	MI	TCBA	1.5	16.0
RAYMOND, B.	BU	TCBA	.7	8.0
SPARKS, T.	LI	TCBA	.4	13.0
LUNDGREN, C.	LI	TCBA	.2	15.1
HESS, O.	CL	TCBA	.2	9.1
EWING, B.	LI	TCBA	-.2	20.0

The 12 players with the most Innings Pitched

Name	Tm	Lg	IP	G
MATHEWSON, C.	CL	TCBA	27.0	2
EWING, B.	LI	TCBA	20.0	3
BENDER, C.	BU	TCBA	18.0	2
PFIESTER, J.	CL	TCBA	17.2	2
REULBACH, E.	MI	TCBA	16.0	2
STRICKLETT, E.	BU	TCBA	15.2	2
LUNDGREN, C.	LI	TCBA	15.1	2
LEEVEY, S.	MI	TCBA	14.2	2
SPARKS, T.	LI	TCBA	13.0	3

3 players tied at 12.0

The 10 players with the lowest Opposition Batting Average

Name	Tm	Lg	OBA	IP
Hobbs, R.	CL	TCBA	.125	5.0
PFIESTER, J.	CL	TCBA	.133	17.2
MATHEWSON, C.	CL	TCBA	.152	27.0
LUNDGREN, C.	LI	TCBA	.167	15.1
SPARKS, T.	LI	TCBA	.174	13.0
COAKLEY, A.	BU	TCBA	.186	12.0
BENDER, C.	BU	TCBA	.190	18.0
RICHIE, L.	MI	TCBA	.190	5.1
EWING, B.	LI	TCBA	.208	20.0
HENLEY, W.	LI	TCBA	.214	7.1

The 11 players with the most Strikeouts

Name	Tm	Lg	SO	IP
MATHEWSON, C.	CL	TCBA	19	27.0
REULBACH, E.	MI	TCBA	13	16.0
RAYMOND, B.	BU	TCBA	12	8.0
PFIESTER, J.	CL	TCBA	12	17.2
BENDER, C.	BU	TCBA	12	18.0
EWING, B.	LI	TCBA	8	20.0
COAKLEY, A.	BU	TCBA	6	12.0
DYGERT, J.	MI	TCBA	6	12.0
STRICKLETT, E.	BU	TCBA	6	15.2

2 players tied at 4

The 10 players with the highest Strikeouts Per 9 Innings, Starting

Name	Tm	Lg	SO/9-s	IP-s
RAYMOND, B.	BU	TCBA	13.5	8.0
REULBACH, E.	MI	TCBA	7.3	16.0
MATHEWSON, C.	CL	TCBA	6.3	27.0
PFIESTER, J.	CL	TCBA	6.1	17.2
BENDER, C.	BU	TCBA	6.0	18.0
COAKLEY, A.	BU	TCBA	4.5	12.0
DYGERT, J.	MI	TCBA	4.5	12.0
HESS, O.	CL	TCBA	3.9	7.0
EWING, B.	LI	TCBA	3.6	20.0
TAYLOR, J.	CL	TCBA	3.5	7.2



Great and thick look up next month. There is little to choose between the two great right handers. Bender leads off on percentage just now, of this life old world.

Chief Bender and Chris-ty Mathewson, two of the greatest pitchers in baseball today.

The 10 players with the highest Batting Average

Name	Tm	Lg	AVG	PA
PICKERING, O.	LI	TCBA	.481	28
MORIARTY, G.	BU	TCBA	.429	29
NICHOLLS, S.	BU	TCBA	.400	23
HARTSEL, T.	MI	TCBA	.360	28
MAGEE, S.	BU	TCBA	.333	28
STEINFELDT, H.	CL	TCBA	.313	34
FLICK, E.	LI	TCBA	.300	33
EVERS, J.	CL	TCBA	.281	33
BEAUMONT, G.	MI	TCBA	.280	28
BOWERMAN, F.	LI	TCBA	.280	27

The 10 players with the highest Slugging Average

Name	Tm	Lg	SLG	PA
PICKERING, O.	LI	TCBA	.556	28
MAGEE, S.	BU	TCBA	.500	28
MORIARTY, G.	BU	TCBA	.476	29
FLICK, E.	LI	TCBA	.467	33
HEMPHILL, C.	CL	TCBA	.448	34
HARTSEL, T.	MI	TCBA	.440	28
BRAIN, D.	MI	TCBA	.400	28
NICHOLLS, S.	BU	TCBA	.400	23
JONES, F.	BU	TCBA	.385	29
GANZEL, J.	LI	TCBA	.375	33

The 10 players with the highest On Base Percentage

Name	Tm	Lg	OBP	PA
MORIARTY, G.	BU	TCBA	.552	29
PICKERING, O.	LI	TCBA	.500	28
NICHOLLS, S.	BU	TCBA	.478	23
HARTSEL, T.	MI	TCBA	.429	28
MAGEE, S.	BU	TCBA	.429	28
CLARKE, N.	BU	TCBA	.400	20
FLICK, E.	LI	TCBA	.364	33
BEAUMONT, G.	MI	TCBA	.357	28
STEINFELDT, H.	CL	TCBA	.353	34
TENNEY, F.	CL	TCBA	.343	35

The 10 players with the most Runs Scored

Name	Tm	Lg	R	PA
MORIARTY, G.	BU	TCBA	7	29
NICHOLLS, S.	BU	TCBA	6	23
HARTSEL, T.	MI	TCBA	6	28
ABBATICCHIO, E.	LI	TCBA	6	30
GANZEL, J.	LI	TCBA	6	33
EVERS, J.	CL	TCBA	5	33
FLICK, E.	LI	TCBA	5	33
HEMPHILL, C.	CL	TCBA	5	34
OLDRING, R.	CL	TCBA	5	34
TENNEY, F.	CL	TCBA	5	35

The 14 players with the most Runs Batted In

Name	Tm	Lg	RBI	PA
MORIARTY, G.	BU	TCBA	7	29
PICKERING, O.	LI	TCBA	6	28
JONES, F.	BU	TCBA	6	29
BRIDWELL, A.	CL	TCBA	6	33
HARTSEL, T.	MI	TCBA	5	28
MAGEE, S.	BU	TCBA	5	28
FLICK, E.	LI	TCBA	5	33
GANZEL, J.	LI	TCBA	5	33

6 players tied at 4

The 10 players with the most Hits

Name	Tm	Lg	H	PA
PICKERING, O.	LI	TCBA	13	28
STEINFELDT, H.	CL	TCBA	10	34
HARTSEL, T.	MI	TCBA	9	28
MORIARTY, G.	BU	TCBA	9	29
EVERS, J.	CL	TCBA	9	33
FLICK, E.	LI	TCBA	9	33
NICHOLLS, S.	BU	TCBA	8	23
MAGEE, S.	BU	TCBA	8	28
GANZEL, J.	LI	TCBA	8	33
TENNEY, F.	CL	TCBA	8	35

The 11 players with the most Doubles

Name	Tm	Lg	2B	PA
MAGEE, S.	BU	TCBA	4	28
JONES, F.	BU	TCBA	3	29
FLICK, E.	LI	TCBA	3	33
OLDRING, R.	CL	TCBA	3	34

7 players tied at 2

The 69 players with the most Triples

Name	Tm	Lg	3B	PA
HEMPHILL, C.	CL	TCBA	2	34
ANDERSON, J.	MI	TCBA	1	24
RITCHEY, C.	MI	TCBA	1	24
BRAIN, D.	MI	TCBA	1	28
COBB, T.	BU	TCBA	1	29
FLICK, E.	LI	TCBA	1	33
GANZEL, J.	LI	TCBA	1	33
TENNEY, F.	CL	TCBA	1	35

The 69 players with the most Home Runs


Name	Tm	Lg	HR	PA
Hobbs, R.	CL	TCBA	2	4
Katon, N.	BU	TCBA	1	19
ABBATICCHIO, E.	LI	TCBA	1	30

66 players tied at 0

Harry Steinfeldt



Ollie Pickering



1908



Team	1	2	3	4	5	6	7	8	9	R	H	E	LOB	DP
Buffalo Mules	0	2	0	0	0	0	1	1	0	4	8	0	5	1
Long Island Islanders	0	0	0	0	0	0	1	0	0	1	7	1	5	1


Buffalo Mules (Game 1)																								
NAME	FT	AB	R	HR	BI	2B	3B	HR	TB	SO	BB	IBB	HBP	SH	SF	SB	CS	GDP	AVG	PO	A	E	DP	PB
S. NICHOLLS, ss		3	0	0	0	0	0	0	0	0	0	0	0	1	0	0	0	0	.000	2	1	0	0	
G. MORIARTY, 3b		4	0	1	0	0	0	0	1	1	0	0	0	0	0	0	0	0	.250	1	0	0	1	
T. COBB, rf		3	0	0	1	0	0	0	0	1	0	0	0	0	1	0	0	0	.000	2	0	0	0	
S. MAGEE, cf		3	2	1	0	0	0	0	1	0	1	0	0	0	0	1	0	0	.333	3	1	0	1	
F. JONES, lf		4	0	1	0	1	0	0	2	0	0	0	0	0	0	0	0	0	.250	1	0	0	0	
N. CLARKE, c		3	0	1	1	0	0	0	1	0	1	0	0	0	0	0	0	0	.333	7	1	0	0	0
B. UNGLAUB, 1b		4	1	2	1	1	0	0	3	0	0	0	0	0	0	0	0	1	.500	10	1	0	1	
N. Katon, 2b		3	0	1	1	0	0	0	1	0	1	0	0	0	0	0	0	0	.333	1	7	0	0	
C. BENDER, p		4	1	1	0	0	0	0	1	0	0	0	0	0	0	0	0	0	.250					
Totals		31	4	8	4	2	0	0	10	2	3	0	0	1	1	1	0	1						

NAME	FT	G	SC	IP	H	R	ER	2B	3B	HR	BF	SO	BB	IBB	HB	SH	SF	WP	BK	IR	ERA	
C. BENDER, W, 1-0		7	5	9.0	7	1	1	1	1	0	33	6	0	0	1	0	1	0	0	0	0	1.00
Totals		9.0	7	1	1	1	1	1	0	33	6	0	0	0	1	0	1	0	0	0	0	27 11 0 1 0

Long Island Islanders (Game 1)																								
NAME	FT	AB	R	HR	BI	2B	3B	HR	TB	SO	BB	IBB	HBP	SH	SF	SB	CS	GDP	AVG	PO	A	E	DP	PB
R. THOMAS, rf		4	0	2	0	0	1	0	4	0	0	0	0	0	0	0	1	0	.500	1	0	0	0	
E. ABBATICCHIO, 2b		3	0	0	0	0	0	0	0	0	0	0	0	0	0	0	0	0	.000	0	3	0	0	
T. SPARKS, p		0	0	0	0	0	0	0	0	0	0	0	0	0	0	0	0	0	-					
J. MCDONALD, p	I	0	0	0	0	0	0	0	0	0	0	0	0	0	0	0	0	0	-					
O. PICKERING, ph		1	0	0	0	0	0	0	0	1	0	0	0	0	0	0	0	0	.000	0	0	0	0	
E. FLICK, cf		4	1	2	0	1	0	0	3	1	0	0	0	0	0	0	0	0	.500	3	0	0	0	
J. GANZEL, 1b		4	0	0	0	0	0	0	0	0	0	0	0	0	0	0	0	0	.000	12	2	0	1	
G. BROWNE, lf		4	0	3	0	0	0	0	3	1	0	0	0	0	0	0	0	0	.750	1	1	1	0	
W. ALPERMAN, ss		3	0	0	0	0	0	0	0	0	0	0	1	0	0	0	0	0	.000	1	5	0	1	
F. BOWERMAN, c		2	0	0	1	0	0	0	0	1	0	0	0	0	1	0	0	0	.000	7	0	0	0	0
D. CASEY, 3b		1	0	0	0	0	0	0	0	0	0	0	0	0	0	0	0	0	.000	0	1	0	0	
H. SCHLAFLY, ph-2b		2	0	0	0	0	0	0	0	1	0	0	0	0	0	0	0	0	.000	1	0	0	0	
B. EWING, p		1	0	0	0	0	0	0	0	1	0	0	0	0	0	0	0	0	.000					
E. COURTNEY, ph-3b		2	0	0	0	0	0	0	0	0	0	0	0	0	0	0	0	0	.000	0	0	0	0	
Totals		31	1	7	1	1	1	0	10	6	0	0	1	0	1	0	1	0						

NAME	FT	G	SC	IP	H	R	ER	2B	3B	HR	BF	SO	BB	IBB	HB	SH	SF	WP	BK	IR	ERA	
B. EWING, L, 0-1		5	8	6.0	4	2	2	1	0	0	21	2	0	0	0	0	0	0	0	0	0	3.00
T. SPARKS		2.0	4	2	2	1	0	0	0	0	12	0	2	0	0	1	1	0	0	0	0	9.00
J. MCDONALD	I	1.0	0	0	0	0	0	0	0	0	3	0	1	0	0	0	0	0	0	2	0	.00
Totals		9.0	8	4	4	2	0	0	0	0	36	2	3	0	0	1	1	0	0	2	0	27 14 1 1 0

A 2-run 2nd is all that the Mules need to collect their first ever Origins World Series victory. Chief Bender goes the distance without walking a hitter.



Team	1	2	3	4	5	6	7	8	9	R	H	E	LOB	DP
Buffalo Mules	1	0	0	0	0	1	0	1	0	3	11	1	9	0
Long Island Islanders	0	0	0	0	0	0	0	0	4	4	4	1	5	1

Buffalo Mules (Game 2)																										
NAME	FT	AB	R	HRBI	2B	3B	HR	TB	SO	BB	IBB	HBP	SH	SF	SB	CS	GDP	AVG	PO	A	E	DP	PB			
S. NICHOLLS, ss		5	0	1	0	0	0	1	0	0	0	0	0	0	0	0	0	.125	1	4	0	0				
G. MORIARTY, 3b		5	1	2	0	0	0	2	0	0	0	0	0	0	0	0	0	.333	0	2	0	0				
T. COBB, rf		4	0	1	0	0	0	1	0	1	0	0	0	0	0	1	1	.143	0	0	0	0				
S. MAGEE, cf		3	2	2	0	0	0	2	0	1	0	0	0	0	1	0	0	.500	5	0	0	0				
N. CLARKE, c		4	0	2	0	0	0	2	0	0	0	0	0	0	0	0	0	.429	6	1	1	0	0			
F. JONES, lf		2	0	1	1	0	0	1	0	1	0	0	0	1	0	0	0	.333	2	1	0	0				
B. UNGLAUB, 1b		3	0	0	1	0	0	0	2	0	0	0	0	1	0	0	0	.286	7	0	0	0				
N. Katon, 2b		4	0	2	0	0	0	2	0	0	0	0	0	0	0	0	0	.429	4	2	0	0				
B. RAYMOND, p		3	0	0	0	0	0	0	1	0	0	0	1	0	0	0	0	.000								
Totals		33	3	11	2	0	0	11	3	3	0	0	1	2	1	1	1									
NAME	FT	G	SC	IP	H	R	ER	2B	3B	HR	BF	SO	BB	IBB	HB	SH	SF	WP	BK	IR	ERA					
B. RAYMOND, L, 0-1		61	8.1	4	4	3	2	0	0	0	34	6	5	1	1	0	0	1	0	0	3.24	0	0	0	0	
Totals		8.1	4	4	3	2	0	0	0	0	34	6	5	1	1	0	0	1	0	0		25	10	1	0	0

Long Island Islanders (Game 2)																										
NAME	FT	AB	R	HRBI	2B	3B	HR	TB	SO	BB	IBB	HBP	SH	SF	SB	CS	GDP	AVG	PO	A	E	DP	PB			
R. THOMAS, rf		2	1	0	0	0	0	0	1	2	0	0	0	0	0	1	0	.333	2	1	0	0				
E. ABBATICCHIO, 2b		4	1	2	1	1	0	3	0	0	0	0	0	0	1	0	0	.286	5	4	0	1				
E. FLICK, cf		3	1	0	0	0	0	0	0	1	0	0	0	0	0	0	0	.286	3	0	0	0				
J. GANZEL, 1b		4	0	0	0	0	0	0	2	0	0	0	0	0	0	0	0	.000	10	0	1	1				
O. PICKERING, lf		4	0	1	0	0	0	1	0	0	0	0	0	0	1	0	0	.200	2	0	0	0				
E. COURTNEY, 3b		3	0	0	0	0	0	0	2	1	1	0	0	0	0	0	0	.000	0	1	0	0				
W. ALPERMAN, ss		3	0	1	1	1	0	2	1	0	0	1	0	0	0	0	0	.167	1	3	0	1				
F. BOWERMAN, c		3	0	0	0	0	0	0	0	0	0	0	0	0	0	0	0	.000	4	1	0	0	1			
C. LUNDGREN, p		2	0	0	0	0	0	0	0	0	0	0	0	0	0	0	0	.000								
W. HENLEY, p		0	0	0	0	0	0	0	0	0	0	0	0	0	0	0	0	-								
H. SCHLAFELY, ph		0	1	0	0	0	0	0	0	1	0	0	0	0	0	0	0	.000	0	0	0	0				
Totals		28	4	4	2	2	0	6	6	5	1	1	0	0	2	1	0									
NAME	FT	G	SC	IP	H	R	ER	2B	3B	HR	BF	SO	BB	IBB	HB	SH	SF	WP	BK	IR	ERA					
C. LUNDGREN		47	7.0	10	3	2	0	0	0	0	33	3	3	0	0	1	1	0	0	0	2.57	0	2	0	0	
W. HENLEY, W, 1-0		2.0	1	0	0	0	0	0	0	0	6	0	0	0	0	0	1	0	0	3	.00	0	1	0	0	
Totals		9.0	11	3	2	0	0	0	0	0	39	3	3	0	0	1	2	0	0	3		27	13	1	1	1

Bugs Raymond takes a 3-0 lead into the 9th inning, but an E-2, WP, HBP help set up a 1-out walk off double by Whitey Alperman to even the series.



Team	1	2	3	4	5	6	7	8	9	R	H	E	LOB	DP
Long Island Islanders	1	0	0	0	0	0	0	1	1	3	5	1	4	1
Buffalo Mules	1	0	1	0	2	0	0	2		6	13	2	13	1

Long Island Islanders (Game 3)																								
NAME	FT	AB	R	HRBI	2B	3B	HR	TB	SO	BB	IBB	HBP	SH	SF	SB	CS	GDP	AVG	PO	A	E	DP	PB	
R. THOMAS, rf		4	0	0	0	0	0	0	0	0	0	0	0	0	0	0	0	.200	1	0	0	0		
E. ABBATICCHIO, 2b		3	1	1	0	1	0	0	2	0	1	0	0	0	0	1	0	.300	2	4	0	0		
E. FLICK, cf		1	0	0	0	0	0	0	0	0	0	0	1	0	0	0	0	.250	1	0	0	0		
G. BROWNE, pr-cf		2	1	0	0	0	0	0	0	0	0	0	0	0	0	0	0	.500	1	0	0	0		
O. PICKERING, lf		4	0	1	1	0	0	0	1	0	0	0	0	0	1	0	0	.222	3	1	0	1		
J. GANZEL, 1b		4	0	1	0	0	0	0	1	0	0	0	0	0	0	0	0	.083	8	0	0	0		
E. COURTNEY, 3b		4	1	1	1	0	0	0	1	0	0	0	0	0	0	0	0	.111	0	1	0	0		
W. ALPERMAN, ss		3	0	0	0	0	0	0	0	0	0	0	0	0	0	0	0	.111	1	3	0	0		
J. McEneaney, ph		1	0	0	0	0	0	0	0	0	0	0	0	0	0	0	0	.000	0	0	0	0		
F. BOWERMAN, c		3	0	1	0	0	0	0	1	0	0	0	0	0	0	0	0	.125	7	0	0	1	0	
B. EWING, p		2	0	0	0	0	0	0	0	0	0	0	0	0	0	0	0	.000						
B. SWEENEY, ph		0	0	0	1	0	0	0	0	0	0	0	0	1	0	0	0	-	0	0	0	0		
W. HENLEY, p		0	0	0	0	0	0	0	0	0	0	0	0	0	0	0	0	-						
D. MASON, p	I	0	0	0	0	0	0	0	0	0	0	0	0	0	0	0	0	-						
Totals		31	3	5	3	1	0	0	6	0	1	0	1	0	1	1	1	0						
NAME	FT	G	SC	IP	H	R	ER	2B	3B	HR	BF	SO	BB	IBB	HB	SH	SF	WP	BK	IR	ERA			
B. EWING, L, 0-2		40	7.0	11	4	4	1	0	0	0	36	4	3	0	1	1	1	0	0	0	4.15			
W. HENLEY		.2	2	2	2	0	0	2	6	0	1	0	1	0	0	0	0	0	0	0	6.75			
D. MASON	I	.1	0	0	0	0	0	0	1	0	0	0	0	0	0	0	0	0	0	2	.00			
Totals		8.0	13	6	6	1	0	2	43	4	4	0	2	1	1	0	0	2		24	11	1	1	0


INJURIES : E. FLICK (4 days)

Buffalo Mules (Game 3)																								
NAME	FT	AB	R	HRBI	2B	3B	HR	TB	SO	BB	IBB	HBP	SH	SF	SB	CS	GDP	AVG	PO	A	E	DP	PB	
S. NICHOLLS, ss		5	0	2	0	0	0	0	2	1	0	0	0	0	0	0	0	.231	3	7	0	1		
G. MORIARTY, 3b		5	2	2	0	1	0	0	3	0	0	0	0	0	0	0	0	.357	0	2	1	0		
S. MAGEE, cf		5	1	3	1	0	0	1	6	2	0	0	0	0	0	0	0	.545	2	0	0	0		
N. CLARKE, c		3	2	1	1	0	0	1	4	0	2	0	0	0	0	0	0	.400	1	2	1	0	0	
T. COBB, rf		3	1	1	1	0	0	0	1	0	1	0	1	0	0	0	0	.200	1	0	0	0		
F. JONES, lf		2	0	0	1	0	0	0	0	0	1	0	1	0	1	0	0	.250	2	0	0	0		
P. BENNETT, pr-lf	I	0	0	0	0	0	0	0	0	0	0	0	0	0	0	0	0	-	0	0	0	0		
B. UNGLAUB, 1b		5	0	1	2	0	0	0	1	1	0	0	0	0	0	0	0	.250	15	3	0	1		
N. Katon, 2b		4	0	3	0	0	0	0	3	0	0	0	0	0	0	0	0	.545	0	2	0	0		
A. COAKLEY, p		3	0	0	0	0	0	0	0	0	0	0	0	1	0	0	0	.000						
Totals		35	6	13	6	1	0	2	20	4	4	0	2	1	1	0	0	0						
NAME	FT	G	SC	IP	H	R	ER	2B	3B	HR	BF	SO	BB	IBB	HB	SH	SF	WP	BK	IR	ERA			
A. COAKLEY, W, 1-0		68	9.0	5	3	1	1	0	0	0	34	0	1	0	1	0	1	0	0	0	1.00			
Totals		9.0	5	3	1	1	0	0	34	0	1	0	1	0	1	0	0	0		27	19	2	1	0

INJURIES : F. JONES (0 days)

Buffalo has a 4-2 lead when Sherry Magee and Nig Clarke hit back to back home runs in the bottom of the 8th. Weldon Henley then issues back to back HBP (Ty Cobb and Fielder Jones), knocking Jones out for the game. Earlier Andy Coakley had beamed Elmer Flick, knocking him out for the series.

Buffalo withstands a 9th inning rally to take a 2-1 series lead.




Team	1	2	3	4	5	6	7	8	9	R	H	E	LOB	DP
Long Island Islanders	1	0	0	0	0	0	0	0	0	1	5	0	4	0
Buffalo Mules	0	0	0	0	0	0	0	0	0	0	5	0	4	0

Long Island Islanders (Game 4)																											
NAME	FT	AB	R	HR	BI	2B	3B	HR	TB	SO	BB	IBB	HBP	SH	SF	SB	CS	GDP	AVG	PO	A	E	DP	PB			
R. THOMAS, cf		4	0	1	0	0	0	0	1	0	0	0	0	0	0	0	0	0	.214	5	0	0	0				
E. ABBATICCHIO, 2b		4	1	1	0	0	0	0	1	1	0	0	0	0	0	0	0	0	.286	1	4	0	0				
G. BROWNE, rf		4	0	1	0	0	0	0	1	0	0	0	0	0	0	0	0	0	.400	1	0	0	0				
O. PICKERING, lf		4	0	1	1	0	0	0	1	0	0	0	0	0	0	0	0	0	.231	5	0	0	0				
J. GANZEL, 1b		4	0	0	0	0	0	0	0	2	0	0	0	0	0	0	0	0	.063	9	0	0	0				
E. COURTNEY, 3b		2	0	0	0	0	0	0	0	0	1	0	0	0	0	1	1	0	.091	0	1	0	0				
D. CASEY, 3b		0	0	0	0	0	0	0	0	0	0	0	0	0	0	0	0	0	.000	0	0	0	0				
W. ALPERMAN, ss		3	0	1	0	0	0	0	1	0	0	0	0	0	0	0	0	0	.167	1	2	0	0				
F. BOWERMAN, c		3	0	0	0	0	0	0	0	0	0	0	0	0	0	0	0	0	.091	5	1	0	0	0			
D. WHITE, p		3	0	0	0	0	0	0	0	0	0	0	0	0	0	0	0	0	.000								
Totals		31	1	5	1	0	0	0	5	3	1	0	0	0	0	1	1	0									
NAME	FT	G	SC	IP	H	R	ER	2B	3B	HR	BF	SO	BB	IBB	HB	SH	SF	WP	BK	IR	ERA						
D. WHITE, W, 1- 0		82	9.0	5	0	0	0	0	0	0	31	5	0	0	0	0	0	0	0	0	0	.00	0	0	0	0	
Totals		9.0	5	0	0	0	0	0	0	0	31	5	0	0	0	0	0	0	0	0	0		27	8	0	0	0

Buffalo Mules (Game 4)																											
NAME	FT	AB	R	HR	BI	2B	3B	HR	TB	SO	BB	IBB	HBP	SH	SF	SB	CS	GDP	AVG	PO	A	E	DP	PB			
S. NICHOLLS, ss		4	0	2	0	0	0	0	2	0	0	0	0	0	0	0	0	0	.294	1	5	0	0				
G. MORIARTY, 3b		4	0	1	0	0	0	0	1	0	0	0	0	0	0	0	0	0	.333	0	1	0	0				
S. MAGEE, cf		4	0	0	0	0	0	0	0	0	0	0	0	0	0	0	0	0	.400	5	0	0	0				
T. COBB, rf		4	0	0	0	0	0	0	0	0	0	0	0	0	0	0	0	0	.143	2	0	0	0				
F. JONES, lf		3	0	0	0	0	0	0	0	1	0	0	0	0	0	0	0	0	.182	4	0	0	0				
B. UNGLAUB, 1b		3	0	2	0	0	0	0	2	1	0	0	0	0	0	0	1	0	.333	10	0	0	0				
N. Katon, 2b		3	0	0	0	0	0	0	0	2	0	0	0	0	0	0	0	0	.429	0	2	0	0				
C. BENDER, p		3	0	0	0	0	0	0	0	1	0	0	0	0	0	0	0	0	.143								
F. PAYNE, c		2	0	0	0	0	0	0	0	0	0	0	0	0	0	0	0	0	.000	5	0	0	0	0			
G. DAVIS, ph		1	0	0	0	0	0	0	0	0	0	0	0	0	0	0	0	0	.000	0	0	0	0				
Totals		31	0	5	0	0	0	0	5	5	0	0	0	0	0	0	1	0									
NAME	FT	G	SC	IP	H	R	ER	2B	3B	HR	BF	SO	BB	IBB	HB	SH	SF	WP	BK	IR	ERA						
C. BENDER, L, 1- 1		75	9.0	5	1	1	0	0	0	0	32	3	1	0	0	0	0	0	0	0	0	1.00	0	1	0	0	
Totals		9.0	5	1	1	0	0	0	0	0	32	3	1	0	0	0	0	0	0	0	0		27	9	0	0	0

A 1st inning run is all either team can get today as Doc White outduels Chief Bender to even the series.



Long Island Islanders at Buffalo Mules																										
Team	1	2	3	4	5	6	7	8	9	R	H	E	LOB	DP												
Long Island Islanders	1	1	0	0	1	0	0	0	1	4	3	0	4	0												
Buffalo Mules	0	1	0	0	0	0	0	0	1	2	7	3	5	0												
Long Island Islanders (Game 5)																										
NAME	FT	AB	R	HR	BI	2B	3B	HR	TB	SO	BB	IBB	HBP	SH	SF	SB	CS	GDP	AVG	PO	A	E	DP	PB		
R. THOMAS, cf		3	1	0	0	0	0	0	0	0	1	0	0	0	0	1	0	0	.176	8	0	0	0			
E. ABBATICCHIO, 2b		3	1	0	0	0	0	0	0	0	1	0	0	0	0	0	0	0	.235	0	8	0	0			
G. BROWNE, rf		2	0	1	1	1	0	0	2	0	1	0	1	0	0	0	1	0	.417	1	1	0	0			
O. PICKERING, lf		3	0	0	0	0	0	0	0	0	1	0	0	0	0	0	1	0	.188	4	0	0	0			
J. GANZEL, 1b		4	0	0	0	0	0	0	0	0	0	0	0	0	0	0	0	0	.050	8	0	0	0			
D. CASEY, 3b		4	1	0	0	0	0	0	0	0	0	0	0	0	0	1	0	0	.000	1	2	0	0			
W. ALPERMAN, ss		4	0	0	0	0	0	0	0	2	0	0	0	0	0	0	0	0	.125	3	1	0	0			
F. BOWERMAN, c		4	1	2	1	0	1	0	4	0	0	0	0	0	0	0	0	0	.200	2	0	0	0	0		
T. SPARKS, p		3	0	0	0	0	0	0	0	0	0	0	0	0	0	0	0	0	.000							
Totals		30	4	3	2	1	1	0	6	2	4	0	1	0	0	2	2	0								
NAME	FT	G	SC	IP	H	R	ER	2B	3B	HR	BF	SO	BB	IBB	HB	SH	SF	WP	BK	IR	ERA	PO	A	E	DP	PB
T. SPARKS, W, 1-0		65	9.0	7	2	2	2	0	2	0	34	1	1	0	0	0	0	0	0	0	3.27	0	0	0	0	
Totals		9.0	7	2	2	0	2	0	2	0	34	1	1	0	0	0	0	0	0	0		27	12	0	0	0
Buffalo Mules (Game 5)																										
NAME	FT	AB	R	HR	BI	2B	3B	HR	TB	SO	BB	IBB	HBP	SH	SF	SB	CS	GDP	AVG	PO	A	E	DP	PB		
S. NICHOLLS, ss		4	0	0	0	0	0	0	0	0	0	0	0	0	0	0	0	0	.238	2	2	1	0			
T. COBB, rf		4	0	1	0	0	0	0	1	0	0	0	0	0	0	0	0	0	.167	3	0	0	0			
S. MAGEE, cf		4	0	1	0	0	0	0	1	0	0	0	0	0	0	0	0	0	.368	3	0	0	0			
N. CLARKE, c		4	1	3	0	0	1	0	5	0	0	0	0	0	0	0	0	0	.500	5	2	0	0	2		
F. JONES, lf		4	0	1	1	0	0	0	1	0	0	0	0	0	0	0	0	0	.200	1	1	0	0			
G. MORIARTY, 3b		3	1	0	0	0	0	0	0	0	1	0	0	0	0	0	0	0	.286	0	1	1	0			
B. UNGLAUB, 1b		4	0	1	1	0	1	0	3	0	0	0	0	0	0	0	0	0	.316	5	1	0	0			
N. Katon, 2b		3	0	0	0	0	0	0	0	1	0	0	0	0	0	0	0	0	.353	7	4	1	0			
E. STRICKLETT, p		3	0	0	0	0	0	0	0	0	0	0	0	0	0	0	0	0	.000							
Totals		33	2	7	2	0	2	0	11	1	1	0	0	0	0	0	0	0								
NAME	FT	G	SC	IP	H	R	ER	2B	3B	HR	BF	SO	BB	IBB	HB	SH	SF	WP	BK	IR	ERA	PO	A	E	DP	PB
E. STRICKLETT, L, 0-1		69	9.0	3	4	1	1	1	0	0	35	2	4	0	1	0	0	0	0	0	1.00	1	0	0	0	
Totals		9.0	3	4	1	1	1	0	0	0	35	2	4	0	1	0	0	0	0	0		27	11	3	0	2


A 1st inning run again gets Long Island going, and they lead from gate to gate to close out the Buffalo portion of the schedule. Three Mule errors grease the skids.



SPARKS, P. Phila., N

Buffalo Mules at Long Island Islanders																											
Team	1	2	3	4	5	6	7	8	9	R	H	E	LOB	DP													
Buffalo Mules	0	0	0	0	0	3	0	0	0	3	5	5	6	1													
Long Island Islanders	2	2	0	0	0	0	0	0	0	4	4	0	9	0													
Buffalo Mules (Game 6)																											
NAME	FT	AB	R	HRBI	2B	3B	HR	TB	SO	BB	IBB	HBP	SH	SF	SB	CS	GDP	AVG	PO	A	E	DP	PB				
S. NICHOLLS, ss		4	0	0	0	0	0	0	0	0	0	0	0	0	0	0	0	.200	1	7	1	0					
G. MORIARTY, 3b		3	1	0	0	0	0	0	0	1	0	0	0	0	0	0	0	.250	1	0	0	0					
S. MAGEE, cf		3	1	1	0	0	0	1	0	1	0	0	0	0	0	0	0	.364	2	1	0	1					
N. CLARKE, c		4	1	2	2	0	1	4	0	0	0	0	0	0	0	0	0	.500	7	1	1	0	0				
T. COBB, rf		3	0	1	1	0	0	1	0	1	0	0	0	0	0	1	0	.190	0	0	0	0					
F. JONES, lf		3	0	0	0	0	0	0	0	1	0	0	0	0	0	0	0	.167	4	0	0	0					
B. UNGLAUB, 1b		4	0	0	0	0	0	0	1	0	0	0	0	0	0	0	0	.261	5	1	1	0					
N. Katon, 2b		4	0	1	0	0	0	1	0	0	0	0	0	0	0	0	0	.333	4	0	1	1					
B. RAYMOND, p		2	0	0	0	0	0	0	0	1	0	0	0	0	0	0	0	.000									
G. DAVIS, ph		1	0	0	0	0	0	0	1	0	0	0	0	0	0	0	0	.000	0	0	0	0					
Totals		31	3	5	3	0	1	7	2	5	0	0	0	0	0	1	0										
NAME	FT	G	SC	IP	H	R	ER	2B	3B	HR	BF	SO	BB	IBB	HB	SH	SF	WP	BK	IR	ERA						
B. RAYMOND, L, 0-2		68	8.0	4	4	0	0	0	0	0	37	7	5	0	1	0	0	0	0	0	0	1.65	0	0	1	0	
Totals		8.0	4	4	0	0	0	0	0	0	37	7	5	0	1	0	0	0	0	0	0		24	10	5	1	0
Long Island Islanders (Game 6)																											
NAME	FT	AB	R	HRBI	2B	3B	HR	TB	SO	BB	IBB	HBP	SH	SF	SB	CS	GDP	AVG	PO	A	E	DP	PB				
R. THOMAS, cf		5	1	0	0	0	0	0	1	0	0	0	0	0	0	0	0	.136	5	0	0	0					
H. SCHLAFLY, 2b		2	1	0	0	0	0	0	0	0	0	0	0	0	0	0	0	.000	0	1	0	0					
E. ABBATICCHIO, 2b		1	0	0	0	0	0	0	0	1	0	0	0	0	0	0	0	.222	0	5	0	0					
G. BROWNE, rf		3	1	0	0	0	0	0	1	1	0	0	0	0	0	0	0	.333	3	0	0	0					
O. PICKERING, lf		2	0	1	2	0	0	1	1	1	0	1	0	0	1	0	0	.222	1	0	0	0					
J. GANZEL, 1b		2	0	1	1	0	0	1	0	2	0	0	0	0	0	0	0	.091	14	0	0	0					
E. COURTNEY, 3b		3	0	1	1	0	0	1	1	0	0	0	0	0	0	0	0	.143	0	4	0	0					
D. CASEY, 3b		1	0	0	0	0	0	0	0	0	0	0	0	0	0	0	0	.000	0	1	0	0					
W. ALPERMAN, ss		4	0	0	0	0	0	0	1	0	0	0	0	0	0	0	0	.100	2	1	0	0					
F. BOWERMAN, c		4	0	0	0	0	0	0	0	0	0	0	0	0	0	0	0	.158	2	1	0	0	0				
C. LUNDGREN, p		4	1	1	0	0	0	1	2	0	0	0	0	0	0	0	0	.167									
Totals		31	4	4	4	0	0	4	7	5	0	1	0	0	1	0	0										
NAME	FT	G	SC	IP	H	R	ER	2B	3B	HR	BF	SO	BB	IBB	HB	SH	SF	WP	BK	IR	ERA						
C. LUNDGREN, W, 1-0		62	9.0	5	3	3	0	1	0	0	36	2	5	0	0	0	0	0	0	0	0	2.81	0	3	0	0	
Totals		9.0	5	3	3	0	1	0	0	0	36	2	5	0	0	0	0	0	0	0	0		27	16	0	0	

First inning runs again make the difference for the Islanders, who win their 4th championship in five seasons. Five errors doom hard-luck Bugs Raymond, who didn't allow an earned run.



2 Teams	AVG	OBP	SLG	G	AB	H	2B	3B	HR	R	R/G	SO	BB	LOB	SB	CS	SBP
Buffalo Mules	.253	.310	.330	6	194	49	3	3	2	18	3.0	17	16	42	2	3	40.0
Long Island Islanders	.154	.239	.203	6	182	28	5	2	0	17	2.8	24	16	31	7	6	53.8
TCBA Origins 1907 MLB World Series	.205	.276	.269	6	376	77	8	5	2	35	5.8	41	32	73	9	9	50.0

U-TCB908 - TCBA Origins 1907 MLB World Series - Club Pitching

2 Teams	ERA	G	CG	SHO	QS	SV	IP	H	R	ER	HR	SO	BB	HB	WP	BK	OBA
Buffalo Mules	1.20	6	6	0	3	0	52.1	28	17	7	0	24	16	5	1	0	.154
Long Island Islanders	2.89	6	3	1	5	0	53.0	49	18	17	2	17	16	2	0	0	.253
TCBA Origins 1907 MLB World Series	2.05	6	9	1	8	0	105.1	77	35	24	2	41	32	7	1	0	.205

U-TCB908 - TCBA Origins 1907 MLB World Series - Club Fielding

2 Teams	FLD	G	PO	A	E	DP	TP	PB	OSB	OCS	OSBP	OSBA	DER	UER	UERP
Long Island Islanders	.987	6	159	74	3	3	0	1	2	3	40.0	.340	.729	1	5.6
Buffalo Mules	.954	6	157	70	11	3	0	2	7	6	53.8	1.204	.773	10	58.8
TCBA Origins 1907 MLB World Series	.970	6	316	144	14	6	0	3	9	9	50.0	.769	.750	11	31.4

U-TCB908 - TCBA Origins 1907 MLB World Series - Club Scoring

		Inn	1	2	3	4	5	6	7	8	9	Ext	R	RC	Early	Middle	Late
BU	TCBA	Runs	2	3	1	0	2	4	1	4	1	0	18	20.8	6	6	6
		Pct	11	17	6	0	11	22	6	22	6	0	86.7	33	33	33	
		OppR	5	3	0	0	1	0	1	1	6	0	17	8	1	8	
		Pct	29	18	0	0	6	0	6	6	35	0	47	6	47		
LI	TCBA	Runs	5	3	0	0	1	0	1	1	6	0	17	9.8	8	1	8
		Pct	29	18	0	0	6	0	6	6	35	0	172.9	47	6	47	
		OppR	2	3	1	0	2	4	1	4	1	0	18	6	6	6	
		Pct	11	17	6	0	11	22	6	22	6	0	33	33	33		
Tot	Org	Runs	7	6	1	0	3	4	2	5	7	0	35	29.8	14	7	14
		Pct	20	17	3	0	9	11	6	14	20	0	117.5	40	20	40	

The 10 players with the highest Batting Average

Name	Tm	Lg	AVG	PA
CLARKE, N.	BU	TCBA	.500	21
MAGEE, S.	BU	TCBA	.364	25
Katon, N.	BU	TCBA	.333	22
UNGLAUB, B.	BU	TCBA	.261	24
MORIARTY, G.	BU	TCBA	.250	26
ABBATICCHIO, E.	LI	TCBA	.222	21
PICKERING, O.	LI	TCBA	.222	21
NICHOLLS, S.	BU	TCBA	.200	26
COBB, T.	BU	TCBA	.190	26
JONES, F.	BU	TCBA	.167	24

The 10 players with the highest Slugging Average

Name	Tm	Lg	SLG	PA
CLARKE, N.	BU	TCBA	.889	21
MAGEE, S.	BU	TCBA	.500	25
UNGLAUB, B.	BU	TCBA	.391	24
Katon, N.	BU	TCBA	.333	22
ABBATICCHIO, E.	LI	TCBA	.333	21
MORIARTY, G.	BU	TCBA	.292	26
PICKERING, O.	LI	TCBA	.263	20
THOMAS, R.	LI	TCBA	.227	25
JONES, F.	BU	TCBA	.222	24
PICKERING, O.	LI	TCBA	.222	21

The 10 players with the highest On Base Percentage

Name	Tm	Lg	OBP	PA
CLARKE, N.	BU	TCBA	.571	21
MAGEE, S.	BU	TCBA	.440	25
Katon, N.	BU	TCBA	.364	22
ABBATICCHIO, E.	LI	TCBA	.333	21
PICKERING, O.	LI	TCBA	.333	21
COBB, T.	BU	TCBA	.308	26
MORIARTY, G.	BU	TCBA	.292	26
JONES, F.	BU	TCBA	.292	24
UNGLAUB, B.	BU	TCBA	.250	24
THOMAS, R.	LI	TCBA	.240	25

The 10 players with the most Runs Created

Name	Tm	Lg	RC	PA
CLARKE, N.	BU	TCBA	9.6	21
MAGEE, S.	BU	TCBA	5.6	25
Katon, N.	BU	TCBA	2.6	22
BROWNE, G.	LI	TCBA	2.6	18
MORIARTY, G.	BU	TCBA	2.3	26
ABBATICCHIO, E.	LI	TCBA	2.1	21
PICKERING, O.	LI	TCBA	1.8	21
JONES, F.	BU	TCBA	1.8	24
UNGLAUB, B.	BU	TCBA	1.6	24
Flick, E.	LI	TCBA	1.4	10

Name	Tm	Lg	W-L	PCT
COAKLEY, A.	BU	TCBA	1-0	1.000
HENLEY, W.	LI	TCBA	1-0	1.000
LUNDGREN, C.	LI	TCBA	1-0	1.000
SPARKS, T.	LI	TCBA	1-0	1.000
WHITE, D.	LI	TCBA	1-0	1.000
BENDER, C.	BU	TCBA	1-1	.500

5 players tied at 0

Name	Tm	Lg	PCT	DEC
COAKLEY, A.	BU	TCBA	1.000	1
HENLEY, W.	LI	TCBA	1.000	1
LUNDGREN, C.	LI	TCBA	1.000	1
SPARKS, T.	LI	TCBA	1.000	1
WHITE, D.	LI	TCBA	1.000	1
BENDER, C.	BU	TCBA	.500	2
EWING, B.	LI	TCBA	.000	2
RAYMOND, B.	BU	TCBA	.000	2
STRICKLETT, E.	BU	TCBA	.000	1

The 8 players with the lowest Earned Run Average

Name	Tm	Lg	ERA	IP
WHITE, D.	LI	TCBA	.00	9.0
BENDER, C.	BU	TCBA	1.00	18.0
COAKLEY, A.	BU	TCBA	1.00	9.0
STRICKLETT, E.	BU	TCBA	1.00	9.0
RAYMOND, B.	BU	TCBA	1.65	16.1
LUNDGREN, C.	LI	TCBA	2.81	16.0
SPARKS, T.	LI	TCBA	3.27	11.0
EWING, B.	LI	TCBA	4.15	13.0

The 8 players with the most Earned Runs Prevented

Name	Tm	Lg	ERPT	IP
BENDER, C.	BU	TCBA	2.1	18.0
WHITE, D.	LI	TCBA	2.1	9.0
COAKLEY, A.	BU	TCBA	1.1	9.0
STRICKLETT, E.	BU	TCBA	1.1	9.0
RAYMOND, B.	BU	TCBA	.7	16.1
LUNDGREN, C.	LI	TCBA	-1.4	16.0
SPARKS, T.	LI	TCBA	-1.5	11.0
EWING, B.	LI	TCBA	-3.0	13.0

The 10 players with the most Innings Pitched

Name	Tm	Lg	IP	G
BENDER, C.	BU	TCBA	18.0	2
RAYMOND, B.	BU	TCBA	16.1	2
LUNDGREN, C.	LI	TCBA	16.0	2
EWING, B.	LI	TCBA	13.0	2
SPARKS, T.	LI	TCBA	11.0	2
COAKLEY, A.	BU	TCBA	9.0	1
STRICKLETT, E.	BU	TCBA	9.0	1
WHITE, D.	LI	TCBA	9.0	1
HENLEY, W.	LI	TCBA	2.2	2
MCDONALD, J.	LI	TCBA	1.0	1

The 9 players with the lowest Opposition Batting Average

Name	Tm	Lg	OBA	IP
STRICKLETT, E.	BU	TCBA	.100	9.0
RAYMOND, B.	BU	TCBA	.136	16.1
COAKLEY, A.	BU	TCBA	.161	9.0
WHITE, D.	LI	TCBA	.161	9.0
BENDER, C.	BU	TCBA	.194	18.0
LUNDGREN, C.	LI	TCBA	.254	16.0
SPARKS, T.	LI	TCBA	.268	11.0
EWING, B.	LI	TCBA	.294	13.0
HENLEY, W.	LI	TCBA	.333	2.2

The 15 players with the most Runs Scored

Name	Tm	Lg	R	PA
MAGEE, S.	BU	TCBA	6	25
MORIARTY, G.	BU	TCBA	5	26
ABBATICCHIO, E.	LI	TCBA	4	21
CLARKE, N.	BU	TCBA	4	21
THOMAS, R.	LI	TCBA	3	25
SCHLAFLY, H.	LI	TCBA	2	5
Flick, E.	LI	TCBA	2	10
BROWNE, G.	LI	TCBA	2	18

7 players tied at 1

The 14 players with the most Runs Batted In

Name	Tm	Lg	RBI	PA
UNGLAUB, B.	BU	TCBA	5	24
CLARKE, N.	BU	TCBA	4	21
PICKERING, O.	LI	TCBA	4	21
JONES, F.	BU	TCBA	3	24
COBB, T.	BU	TCBA	3	26
COURTNEY, E.	LI	TCBA	2	16
BOWERMAN, F.	LI	TCBA	2	20

7 players tied at 1

The 10 players with the most Hits

Name	Tm	Lg	H	PA
CLARKE, N.	BU	TCBA	9	21
MAGEE, S.	BU	TCBA	8	25
Katon, N.	BU	TCBA	7	22
UNGLAUB, B.	BU	TCBA	6	24
MORIARTY, G.	BU	TCBA	6	26
BROWNE, G.	LI	TCBA	5	18
NICHOLLS, S.	BU	TCBA	5	26
ABBATICCHIO, E.	LI	TCBA	4	21
PICKERING, O.	LI	TCBA	4	21
COBB, T.	BU	TCBA	4	26

The 31 players with the most Doubles

Name	Tm	Lg	2B	PA
ABBATICCHIO, E.	LI	TCBA	2	21
Flick, E.	LI	TCBA	1	10
BROWNE, G.	LI	TCBA	1	18
ALPERMAN, W.	LI	TCBA	1	22
JONES, F.	BU	TCBA	1	24
UNGLAUB, B.	BU	TCBA	1	24
MORIARTY, G.	BU	TCBA	1	26

24 players tied at 0

The 31 players with the most Triples

Name	Tm	Lg	3B	PA
CLARKE, N.	BU	TCBA	2	21
BOWERMAN, F.	LI	TCBA	1	20
UNGLAUB, B.	BU	TCBA	1	24
THOMAS, R.	LI	TCBA	1	25

27 players tied at 0

The 31 players with the most Home Runs

Name	Tm	Lg	HR	PA
CLARKE, N.	BU	TCBA	1	21
MAGEE, S.	BU	TCBA	1	25

29 players tied at 0

The 11 players with the most Walks

Name	Tm	Lg	BB	PA
ABBATICCHIO, E.	LI	TCBA	3	21
CLARKE, N.	BU	TCBA	3	21
JONES, F.	BU	TCBA	3	24
MAGEE, S.	BU	TCBA	3	25
THOMAS, R.	LI	TCBA	3	25
COBB, T.	BU	TCBA	3	26

5 players tied at 2

The 10 players with the most Strikeouts

Name	Tm	Lg	SO	PA
UNGLAUB, B.	BU	TCBA	5	24
ALPERMAN, W.	LI	TCBA	4	22
GANZEL, J.	LI	TCBA	4	24
COURTNEY, E.	LI	TCBA	3	16
Katon, N.	BU	TCBA	3	22
LUNDGREN, C.	LI	TCBA	2	6
BROWNE, G.	LI	TCBA	2	18
PICKERING, O.	LI	TCBA	2	21
MAGEE, S.	BU	TCBA	2	25
THOMAS, R.	LI	TCBA	2	25


ISLANDERS



The background of the slide is a photograph of an ancient Egyptian wall covered in hieroglyphs. The hieroglyphs are arranged in horizontal registers. In the center, there is a large scene depicting several figures, possibly a family or a group of people, engaged in a social or domestic activity. The figures are shown in profile, wearing traditional Egyptian clothing. The overall color of the image is a warm, golden-brown hue.

TCBA ORIGINS 1902 – 1908
(proposed through 1920)

19000s



1902 – Turin Mountaineers
1903 – Cleveland Naps
1904 – Long Island Islanders
1905 – Long Island Islanders
1906 – Long Island Islanders
1907 – Cleveland Naps
1908 – Long Island Islanders
1909 -



	W	L	PCT	GB	Mg #	STRK	Last 10	Home	Away	1 Run	X-Inn	TCBA DON	TCBA STU	TCBA BILL
TCBA Origins 1902														
Mahley Division														
Boston Beaneaters	100	55	.645	-	X	W 1	7- 3	52-25	48-30	16-19	9- 2	35-20	26-10	19-13
Hyde Park Vitamen	99	56	.639	1.0	-	L 1	8- 2	54-24	45-32	18-20	7- 8	36-19	25-11	20-12
Long Island Islanders	62	92	.403	37.5	-	L 5	2- 8	27-50	35-42	19-19	1- 8	25-29	14-22	11-21
South Starrucca Ainspans	35	119	.227	64.5	-	W 1	3- 7	15-62	20-57	10-18	5-10	13-41	9-27	6-26
McCorkindale Division														
Bradenton Buckeyes	114	40	.740	-	X	W 3	8- 2	61-16	53-24	21-14	9- 6	24-12	43-11	24- 8
Bergen Barflies	67	87	.435	47.0	-	L 3	5- 5	30-47	37-40	18-24	8- 3	18-18	23-31	16-16
Mexicali Mallards	66	88	.429	48.0	-	W 2	6- 4	32-45	34-43	20-18	3-10	17-19	24-30	13-19
Cleveland Naps	47	107	.305	67.0	-	L 2	1- 9	28-49	19-58	19-21	5- 9	11-25	18-36	9-23
Kirwin Division														
Mimosa Mirthmakers	95	59	.617	-	X	W 5	8- 2	47-30	48-29	19-15	3- 5	17-15	23- 9	36-18
Grand Rapids Wolverines	92	62	.597	3.0	-	L 2	6- 4	43-34	49-28	17- 9	4- 1	21-11	21-11	30-24
Newton Buccs	63	91	.409	32.0	-	L 9	1- 9	27-50	36-41	17-18	8- 4	20-12	10-22	20-34
Waukesha Freeman	59	95	.383	36.0	-	W 2	5- 5	31-46	28-49	15-20	5- 9	14-18	12-20	22-32
Seitz Division														
Turin Mountaineers	96	59	.619	-	X	W 1	5- 5	46-31	50-28	24-19	14- 5	20-12	23- 9	23-13
Wilderness Wraiths	95	60	.613	1.0	-	L 2	7- 3	48-30	47-30	24-13	12- 7	20-12	20-12	21-15
Hereford Highlanders	78	76	.506	17.5	-	W 1	5- 5	37-40	41-36	18-22	6- 8	12-20	18-14	22-14
Buffalo Mules	66	88	.429	29.5	-	W 1	3- 7	29-48	37-40	14-20	3- 7	19-13	13-19	15-21

Our initial season was quite a success. Boston and Turin had to win 1-game playoffs against Hyde Park and Wilderness to advance to the playoffs. Turin then defeated Boston in the first round of the playoffs, winning 4 of the first 5 games. Bradenton also defeated Mimosa in five games. In the World Series, Turin overcame a 3-0 deficit in games, and a 6-0 lead in the 4th game to defeat the Buckeyes in seven games.

U-TCB903 - TCBA Origins 1902 MLB - Standings on Sep. 23, 1902

	W	L	PCT	GB	Mg #	STRK	Last 10	Home	Away	1 Run	X-Inn	TCBA DON	TCBA STU	TCBA BILL
TCBA Origins 1902 MLB														
Don Mahley Division														
Hyde Park Vitamen	77	77	.500	-	X	L 2	7- 3	39-38	38-39	16-24	7- 8	30-24	14-18	15-17
South Starrucca Ainspans	74	80	.481	3.0	-	L 4	4- 6	39-38	35-42	18-25	7-11	27-27	12-20	14-18
Boston Beaneaters	68	86	.442	9.0	-	W 2	5- 5	30-47	38-39	18-26	6-10	29-25	12-20	13-19
Long Island Islanders	64	90	.416	13.0	-	W 4	4- 6	27-50	37-40	14-27	1-11	22-32	11-21	16-16
Stu McCorkindale Division														
Cleveland Naps	100	52	.658	-	X	L 3	5- 5	52-24	48-28	30-10	15- 6	19-13	35-17	27- 9
Mexicali Mallards	89	65	.578	12.0	-	L 1	6- 4	49-28	40-37	23-18	8- 6	25- 7	28-26	19-17
Bradenton Buckeyes	72	81	.471	28.5	-	W 3	6- 4	32-45	40-36	22-14	5- 3	17-15	27-26	16-20
Bergen Barflies	67	86	.438	33.5	-	W 1	3- 7	33-43	34-43	18-22	6- 5	18-14	16-37	17-19
Bill Kirwin Division														
Newton Buccs	100	54	.649	-	X	W 4	9- 1	45-32	55-22	31-11	8- 5	20-12	22-14	39-15
Grand Rapids Wolverines	70	84	.455	30.0	-	L 4	2- 8	31-46	39-38	18-20	5- 7	14-18	17-19	25-29
Mimosa Mirthmakers	70	84	.455	30.0	-	W 1	5- 5	36-41	34-43	22-23	6- 9	17-15	14-22	21-33
Waukesha Freeman	68	86	.442	32.0	-	L 1	4- 6	32-45	36-41	19-26	6- 3	19-13	12-24	23-31
Richard Seitz Division														
Turin Mountaineers	91	63	.591	-	X	L 3	4- 6	46-31	45-32	18-14	5- 3	20-16	18-14	21-11
Hereford Highlanders	78	76	.506	13.0	-	W 3	7- 3	34-43	44-33	22-27	9- 4	19-17	15-17	13-19
Wilderness Wraiths	75	79	.487	16.0	-	W 2	5- 5	37-40	38-39	21-24	8- 8	18-18	15-17	16-16
Buffalo Mules	67	87	.435	24.0	-	L 2	4- 6	31-46	36-41	27-26	8-11	19-17	16-16	13-19

Defending champion Turin was the only team to return to the playoffs. 100-game winner Cleveland defeated .500 Hyde Park in 5 games in the first round. Turin returned to the World Series, defeating 100-game winning Newton in six games, but lost to new champion Cleveland in a five game final showdown.

	W	L	PCT	GB	Mg #	STRK	Last 10	Home	Away	1 Run	X-Inn	TCBA DON	TCBA STU	TCBA BILL
TCBA Origins 1903 MLB														
Mahley Division														
Long Island Islanders	108	44	.711	-	X	W 2	8- 2	55-22	53-22	27-19	13- 5	39-13	21-11	29- 7
South Starrucca Ainspans	94	59	.614	14.5	-	L 2	5- 5	47-29	47-30	23-16	6- 7	30-23	21-11	22-14
Hyde Park Vitamen	75	78	.490	33.5	-	L 1	4- 6	40-36	35-42	29-21	5- 7	23-30	18-14	14-22
Boston Beaneaters	51	103	.331	58.0	-	W 1	4- 6	23-54	28-49	16-19	5- 6	14-40	13-19	12-24
McCorkindale Division														
Mexicali Mallards	95	59	.617	-	X	W 1	6- 4	52-25	43-34	28-21	7- 5	16-16	38-16	17-15
Cleveland Naps	86	68	.558	9.0	-	L 1	8- 2	42-35	44-33	22-16	6- 1	15-17	28-26	23- 9
Bradenton Buckeyes	73	81	.474	22.0	-	W 1	3- 7	38-39	35-42	18-23	4- 5	15-17	26-28	17-15
Bergen Barflies	56	98	.364	39.0	-	L 1	3- 7	27-50	29-48	16-27	5- 8	9-23	16-38	15-17
Kirwin Division														
Newton Buccs	91	63	.591	-	X	L 4	5- 5	45-32	46-31	20-24	10-10	20-16	18-14	34-20
Mimosa Mirthmakers	81	73	.526	10.0	-	W 4	6- 4	42-35	39-38	22-19	6- 8	19-17	14-18	31-23
Grand Rapids Wolverines	67	87	.435	24.0	-	L 1	4- 6	36-41	31-46	19-19	4- 8	14-22	13-19	23-31
Waukesha Freeman	59	95	.383	32.0	-	W 1	5- 5	31-46	28-49	17-33	10-10	14-22	11-21	20-34
Seitz Division														
Hereford Highlanders	84	70	.545	-	X	W 1	6- 4	46-31	38-39	23-17	4- 5	16-16	20-16	20-12
Turin Mountaineers	82	72	.532	2.0	-	W 4	6- 4	44-33	38-39	21-20	11- 8	20-12	16-20	14-18
Wilderness Wraiths	74	80	.481	10.0	-	L 1	6- 4	42-35	32-45	23-22	7- 5	12-20	20-16	17-15
Buffalo Mules	54	100	.351	30.0	-	L 4	2- 8	27-50	27-50	17-25	4- 9	8-24	13-23	10-22

Newton was our only returning playoff contestant, joined by 108-game winning Long Island, Mexicali and Hereford. The Islanders defeated the Highlanders in six games, and the Mallards defeated the Buccs in six games, winning the final, 1-0, in the 10th inning. Long Island prevailed in the World Series, with a walk-off win in the 13th inning of the sixth game.

	W	L	PCT	GB	Mg #	STRK	Last 10	Home	Away	1 Run	X-Inn	TCBA DON	TCBA STU	TCBA BILL
TCBA Origins														
Mahley Division														
Long Island Islanders	101	53	.656	-	X	W 5	7- 3	55-22	46-31	29-27	11- 6	38-16	16-16	23-13
South Starrucca Ainspans	91	63	.591	10.0	-	L 1	5- 5	47-30	44-33	26-19	6- 9	31-23	14-18	24-12
Boston Beaneaters	74	80	.481	27.0	-	W 1	7- 3	39-38	35-42	22-28	8- 8	20-34	10-22	27- 9
Hyde Park Vitamen	64	90	.416	37.0	-	L 7	1- 9	31-46	33-44	21-26	8-10	19-35	8-24	23-13
McCorkindale Division														
Bradenton Buckeyes	97	57	.630	-	X	L 2	6- 4	42-35	55-22	28-15	10- 6	20-12	28-26	23- 9
Bergen Barflies	91	62	.595	5.5	-	W 1	8- 2	45-31	46-31	22-26	7-10	18-14	30-24	23- 8
Mexicali Mallards	89	64	.582	7.5	-	L 1	3- 7	46-30	43-34	33-30	14- 7	22-10	26-28	19-12
Cleveland Naps	84	70	.545	13.0	-	W 2	3- 7	39-38	45-32	24-23	13-10	20-12	24-30	18-14
Kirwin Division														
Newton Buccs	88	65	.575	-	X	W 1	7- 3	45-32	43-33	24-20	8- 7	18-18	14-17	32-22
Waukesha Freeman	74	80	.481	14.5	-	W 2	5- 5	37-40	37-40	27-21	11- 7	12-24	11-21	29-25
Grand Rapids Wolverines	58	96	.377	30.5	-	L 1	4- 6	31-46	27-50	18-26	6-10	9-27	8-24	26-28
Mimosa Mirthmakers	52	101	.340	36.0	-	L 2	4- 6	26-51	26-50	15-21	5- 7	8-28	10-21	21-33
Seitz Division														
Turin Mountaineers	88	66	.571	-	X	L 2	4- 6	47-30	41-36	28-18	7- 8	19-13	15-21	15-17
Wilderness Wraiths	78	76	.506	10.0	-	W 2	8- 2	47-30	31-46	25-26	8-10	13-19	17-19	17-15
Hereford Highlanders	66	88	.429	22.0	-	W 6	7- 3	30-47	36-41	18-25	7- 9	12-20	15-21	11-21
Buffalo Mules	35	119	.227	53.0	-	L 6	1- 9	15-62	20-57	15-24	4- 9	7-25	7-29	11-21

Defending champion Long Island and Newton returned to the playoffs, joined by Bradenton and Turin. Bradenton avenged their 1902 World Series loss by defeating Turin in 5 games while Long Island triumphed over Newton in 6 games. The Islanders repeated as Champions with six-game win in the World Series.

	W	L	PCT	GB	Mg #	STRK	Last 10	Home	Away	1 Run	X-Inn	TCBA DON	TCBA STU	TCBA BILL
TCBA Origins 1905 MLB														
Mahley Division														
Long Island Islanders	103	51	.669	-	X	L 1	6- 4	49-28	54-23	26-20	7- 5	33-21	21-11	22-10
South Starrucca Ainspans	79	75	.513	24.0	-	W 1	3- 7	42-35	37-40	33-24	11- 6	32-22	19-13	15-17
Hyde Park Vitamen	74	80	.481	29.0	-	W 1	5- 5	40-37	34-43	17-24	4- 6	18-36	18-14	16-16
Boston Beaneaters	72	81	.471	30.5	-	L 1	6- 4	40-37	32-44	29-23	8-10	25-29	17-15	17-14
McCorkindale Division														
Bergen Barflies	93	59	.612	-	X	L 1	7- 3	54-22	39-37	25-23	7- 5	17-15	37-15	21-15
Bradenton Buckeyes	71	83	.461	23.0	-	L 1	5- 5	40-37	31-46	23-34	7- 5	12-20	24-30	19-17
Mexicali Mallards	60	92	.395	33.0	-	L 1	5- 5	33-43	27-49	24-18	4- 8	12-20	24-29	15-21
Cleveland Naps	56	97	.366	37.5	-	W 1	3- 7	29-48	27-49	18-22	7- 6	12-20	21-32	13-23
Kirwin Division														
Waukesha Freeman	93	61	.604	-	X	W 1	3- 7	47-30	46-31	26-21	9- 8	17-15	19-17	35-19
Pittsburgh Rebels	83	71	.539	10.0	-	L 1	7- 3	47-30	36-41	26-37	4-16	16-16	24-12	30-24
Mimosa Mirthmakers	77	76	.503	15.5	-	L 1	7- 3	39-37	38-39	25-22	5- 4	13-18	20-16	28-26
Grand Rapids Wolverines	53	101	.344	40.0	-	W 1	3- 7	28-49	25-52	17-30	9- 8	11-21	13-23	15-39
Seitz Division														
Hereford Highlanders	85	69	.552	-	X	W 3	8- 2	40-37	45-32	26-23	10- 4	21-15	21-11	15-17
Buffalo Mules	84	70	.545	1.0	-	L 2	5- 5	40-37	44-33	17-22	8- 8	19-17	15-17	18-14
Turin Mountaineers	78	75	.510	6.5	-	W 2	6- 4	38-38	40-37	31-18	8- 7	14-22	17-14	16-16
Wilderness Wraiths	67	87	.435	18.0	-	L 2	2- 8	32-45	35-42	21-23	6- 8	15-21	21-11	14-18

Two-time defending champion Long Island was the only returning playoff team. Hereford needed to win a rainout makeup game to qualify and were joined by Bergen and Waukesha. The Islanders eliminated Hereford in five games while Waukesha triumphed over Bergen in six games. Long Island won their third consecutive championship by defeating Waukesha in the World Series. Down 3 games to 1, the Freeman forced a 7th game, only to be shutout by a 4-0 count.

	W	L	PCT	GB	Mg #	STRK	Last 10	Home	Away	1 Run	X-Inn	TCBA DON	TCBA STU	TCBA BILL
TCBA Origins 1906 MLB														
Don Mahley Division														
Long Island Islanders	99	55	.643	-	X	W 5	8- 2	51-26	48-29	32-18	8- 7	35-19	18-14	18-14
Hyde Park Vitamen	96	58	.623	3.0	-	W 2	4- 6	51-26	45-32	34-24	15-11	30-24	21-11	21-11
Boston Beaneaters	95	58	.621	3.5	-	L 2	7- 3	49-28	46-30	26-22	8- 8	33-21	16-16	26- 5
South Starrucca Ainspans	51	103	.331	48.0	-	L 6	1- 9	24-53	27-50	19-29	7- 8	10-44	13-19	16-16
Stu McCorkindale Division														
Cleveland Naps	99	55	.643	-	X	W 2	5- 5	50-27	49-28	30-12	12- 8	22-10	30-24	23-13
Bergen Barflies	97	57	.630	2.0	-	W 2	6- 4	50-27	47-30	27-14	11- 4	16-16	34-20	22-14
Mexicali Mallards	75	79	.487	24.0	-	L 2	6- 4	38-39	37-40	24-25	13-10	12-20	25-29	21-15
Bradenton Buckeyes	58	95	.379	40.5	-	L 2	3- 7	28-49	30-46	15-21	7-10	10-22	19-35	14-21
Bill Kirwin Division														
Mimosa Mirthmakers	93	58	.616	-	X	L 1	3- 7	48-26	45-32	27-21	9- 4	17-14	21-14	36-17
Waukesha Freeman	85	69	.552	9.5	-	W 1	7- 3	49-28	36-41	17-22	5- 6	14-18	23-13	34-20
Grand Rapids Wolverines	46	107	.301	48.0	-	L 1	6- 4	22-55	24-52	12-27	2-10	11-21	9-27	19-34
Pittsburgh Rebels	44	110	.286	50.5	-	W 1	3- 7	24-53	20-57	13-30	3-14	4-28	10-26	18-36
Richard Seitz Division														
Buffalo Mules	89	65	.578	-	X	W 7	8- 2	50-27	39-38	18-20	9- 6	20-16	17-15	24- 8
Hereford Highlanders	87	67	.565	2.0	-	W 5	8- 2	45-32	42-35	20-26	8- 9	15-21	17-15	22-10
Wilderness Wraiths	72	82	.468	17.0	-	L 5	2- 8	35-42	37-40	26-21	11- 9	19-17	6-26	18-14
Turin Mountaineers	43	111	.279	46.0	-	L 7	2- 8	20-57	23-54	14-22	6-10	6-30	7-25	12-20

Three-time defending champion Long Island was the only returning playoff team, joined by Cleveland, Mimosa and Buffalo. The Islanders defeated Mimosa in 5 games. Cleveland won the Lake Erie semi-final by defeating Buffalo in 5 games. Long Island held a 3-games to 2 lead in the World Series, but Cleveland won game six, 4-1 at home, setting up the 7th game, which would go 10 innings before the Naps prevailed, 2-1, breaking the Islander streak of championships.

	W	L	PCT	GB	Mg #	STRK	Last 10	Home	Away	1 Run	X-Inn	TCBA DON	TCBA STU	TCBA BILL	TCBA RICH
TCBA Origins 1907 MLB															
Don Mahley Division															
Long Island Islanders	92	62	.597	-	X	L 1	5- 5	47-30	45-32	25-27	11- 6	33-21	23-13	17-15	19-13
Hyde Park Vitamen	82	72	.532	10.0	-	W 1	3- 7	36-41	46-31	29-19	7- 7	30-24	17-19	13-19	22-10
Western Marvels	59	95	.383	33.0	-	W 4	6- 4	27-50	32-45	23-28	8- 9	21-33	17-19	10-22	11-21
South Starrucca Ainspans	58	96	.377	34.0	-	L 4	6- 4	25-52	33-44	24-21	10- 5	24-30	11-25	12-20	11-21
Stu McCorkindale Division															
Cleveland Naps	90	63	.588	-	X	L 1	9- 1	41-35	49-28	27-21	8- 8	20-16	39-14	12-20	19-13
Bradenton Buckeyes	88	66	.571	2.5	-	W 4	4- 6	37-40	51-26	22-20	12- 9	21-15	29-25	21-11	17-15
Bergen Barflies	79	74	.516	11.0	-	L 4	4- 6	43-34	36-40	24-22	8- 9	17-19	23-30	16-16	23- 9
Mexicali Mallards	64	90	.416	26.5	-	W 1	3- 7	33-44	31-46	25-27	13-15	18-18	16-38	12-20	18-14
Bill Kirwin Division															
Mimosa Mirthmakers	97	57	.630	-	X	W 6	7- 3	50-27	47-30	26-25	9- 8	23- 9	19-13	32-22	23-13
Waukesha Freeman	96	58	.623	1.0	-	W 4	7- 3	52-25	44-33	23-19	7- 5	23- 9	19-13	30-24	24-12
Grand Rapids Wolverines	94	60	.610	3.0	-	L 4	4- 6	49-28	45-32	25-18	6- 3	18-14	21-11	31-23	24-12
Pittsburgh Rebels	50	104	.325	47.0	-	L 5	2- 8	23-54	27-50	18-25	6-15	12-20	8-24	15-39	15-21
Richard Seitz Division															
Buffalo Mules	83	71	.539	-	X	W 5	8- 2	42-35	41-36	25-19	7- 9	19-13	15-17	14-22	35-19
Hereford Highlanders	81	73	.526	2.0	-	W 3	6- 4	47-30	34-43	23-20	6- 3	17-15	17-15	18-18	29-25
Turin Mountaineers	78	76	.506	5.0	-	L 3	6- 4	43-34	35-42	26-29	8- 4	15-17	13-19	18-18	32-22
London Tecumsehs	40	114	.260	43.0	-	L 10	0-10	23-54	17-60	18-43	1-12	14-18	6-26	8-28	12-42

All four Division champs returned from last year.


11

9

11

10

8








UNFILLED



**TCBA GOLD
1921-1943**

The Roaring

TWENTIES





1921 – Long Island Islanders
1922 – Bergen Barflies
1923 – Siouxland Explorers
1924 – Bergen Barflies
1925 – Mimosa Mirthmakers
1926 – Fortney Gators
1927 – Bergen Barflies
1928 – Bergen Barflies
1929 – Long Island Islanders

MARSHALL ISLANDS

1930 ▶ DECADE OF THE GREAT DEPRESSION • 1939

THE 20TH CENTURY

60



ECONOMIC DEPRESSION ENGULFS THE WORLD

1930s



1930 – Kilkenny Gaelics

1931 – Long Island Islanders

1932 – South Starrucca Ainspans

1933 – Portsmouth Pubdwellers

1934 – Hyde Park VitaMen

1935 – Mimosa Mirthmakers

1936 – Fortney Gators

1937 - South Starrucca Ainspans

1938 – Kilkenny Gaelics

1939 – South Starrucca Ainspans

1948

An aerial, black and white photograph of a baseball field during a game. The field is diamond-shaped with a pitcher's mound in the center. Several players are visible on the field, including one in the pitcher's circle and others on the bases and in the outfield. The stands are filled with spectators. In the background, there are several large signs or advertisements on the outfield fence. The text is overlaid on the right side of the image.

1940 – Chesapeake Regnads
1941 – Bergen Barflies
1942 – Sacramento Solons
1943 – South Starrucca Ainspans



1944-1974

T C B A

YESTERDAY

“The best thing about baseball today is its yesterdays.” Lawrence Ritter


1940s





1944 – Long Island Islanders
1945 – Mexicali Mallards
1946 – Sacramento Solons
1947 – Mimosa Mirthmakers
1948 – Bradenton Buckeyes
1949 – Bradenton Buckeyes

THE FABULOUS FIFTIES





1950 – South Starrucca Ainspans

1951 – Mimosa Mirthmakers

1952 – Fortney Gators

1953 – Fortney Gators

1954 – South Starrucca Ainspans

1955 – Norfolk Pilots

1956 – Hyde Park VitaMen

1957 – Hyde Park VitaMen

1958 – Hyde Park VitaMen

1959 – Bradenton Buckeyes





- 1960 – Bradenton Buckeyes**
- 1961 – Wilderness Wraiths**
- 1962 – South Starrucca Ainspans**
- 1963 – South Starrucca Ainspans**
- 1964 – Mimosa Mirthmakers**
- 1965 – Bergen Barflies**
- 1966 – South Starrucca Ainspans**
- 1967 – South Starrucca Ainspans**
- 1968 – Long Island Islanders**
- 1969 – Cleveland Spiders**

ZOO

The image features the word "ZOO" in a large, bold, white, sans-serif font with a thick black outline. The letters are set against a vibrant, abstract background of overlapping shapes in shades of orange, yellow, and teal. The overall style is graphic and modern.

An aerial photograph of a baseball stadium, showing the green field, brown dirt base paths, and the surrounding seating areas filled with spectators. The stadium lights are visible in the background. Overlaid on the field is a list of teams and their years.

1970 – Fortney Gators
1971 – Newmarket Eh's
1972 – Hyde Park VitaMen
1973 – Long Island Islanders
1974 – Norfolk Pilots

TCBA



1975 - 2020





1975 – Harbor Beach Combers
1976 – Hyde Park Vitamen
1977 – Shiloh Spurs
1978 – Greylock Gators
1979 – Rockford Patriots

TIME

8

0

S



1980 – Norfolk Pilots **1985 – Long Island Islanders**
1981 – Winnebago Indians **1986 – Meadowlands Spartans**
1982 – Winnebago Indians **1987 – Long Island Islanders**
1983 – Long Island Islanders **1988 – Scranton Spanish Flies**
1984 – Mimosa Mirthmakers **1989 – Beacon Braves**

1990s



1990 – Scranton Spanish Flies

1991 – Scranton Spanish Flies

1992 – Bethesda Bambinos

1993 – Scranton Spanish Flies

1994 – Scranton Spanish Flies


1995 – Horseshoe Bay Polos

1996 – Bethesda Bambinos

1997 – Rapidan Rapids

1998 – Newark Eagles

1999 – Newark Eagles



20000's



2000 – Long Island Islanders

2001 – Farmington Rats

2002 – Scranton Spanish Flies

2003 – Horseshoe Bay Polos

2004 – Newark Eagles

2005 – Pennsylvania Keystones

2006 – Farmington Rats

2007 – Long Island Islanders

2008 – Horseshoe Bay Polos

2009 – Silver Spring Senators



the
2010s

DECADE IN REVIEW



2010 – Scranton Spanish Flies **2015- Scranton Spanish Flies**
2011 – Fargo Fungoes **2016 – Rochester Cheetahs**
2012 – Bethesda Bambinos **2017 – Beacon Braves**
2013 – Bethesda Bambinos **2018 – Bethesda Bambinos**
2014 – Newark Eagles **2019 – Long Island Islanders**

THE

2020

S

2020-Newark Eagles
2021-(twelve team playoff)
Fargo – Eastport Finals



MEET THE


MANAGERS

MAHLEY DIVISION

a tribute to

DON MAHLEY

June 16, 1942 - March 1, 2014






Bob Braun
Hyde Park
Vitamen

Marty
Fiehl
South
Starrucca
Ainspans



Jim McEnaney, Long Island Islanders





L.J. Honeycutt
Western Marvels



Jim LaFargue, Boston Beaneaters




**McCORKINDALE
DIVISION**

**Bradenton Buckeyes
Bob Wood**



**Cleveland Naps
Gerry Hobbs**





Mexicali Mallards
Al Keefer



Bergen Barflies
Tom Meade

**BORN**

1945

DIED


2015

KIRWIN DIVISION

William 'Bill' Kirwin Sr. of Kennett Square William "Bill" Kirwin, Sr. passed away peacefully on Saturday, July 18 at 6:45 p.m. Bill was born in Philadelphia on March 16, 1945. He graduated from Cardinal Dougherty High School. He was drafted by the U.S. Army in 1966 and served as an interrogator in Vietnam in 1967. Upon an Honorable completion of the Army, Bill worked for Beneficial Bank for numerous years becoming manager. Bill managed the Birch Inn in Kennett Square for 15+ yrs. and also managed Mr. Storage in Philadelphia. Bill was preceded in death by his mother and father Lillian and Albert Polidori. Bill is survived by his son William and his fiancé Tristin Chew of Kennett Square, Kenny of Virginia Beach, daughter Kelly of Wilmington, Del., and cousins Barbara Ann, Chuck, and Patty Stienmetz of Northeast Philadelphia. William's passions were his beloved granddaughter Ava, the Phillies and Eagles, his grandchildren Zoe and Troy and numerous friends. A gathering will be held Sat. Aug. 1 at VFW Post 5467, 704 W. Baltimore Pike, Kennett Square.

Published by The Daily Local from Jul. 23 to Jul. 26, 2015.

Larry Smith, Mimosa Mirthmakers



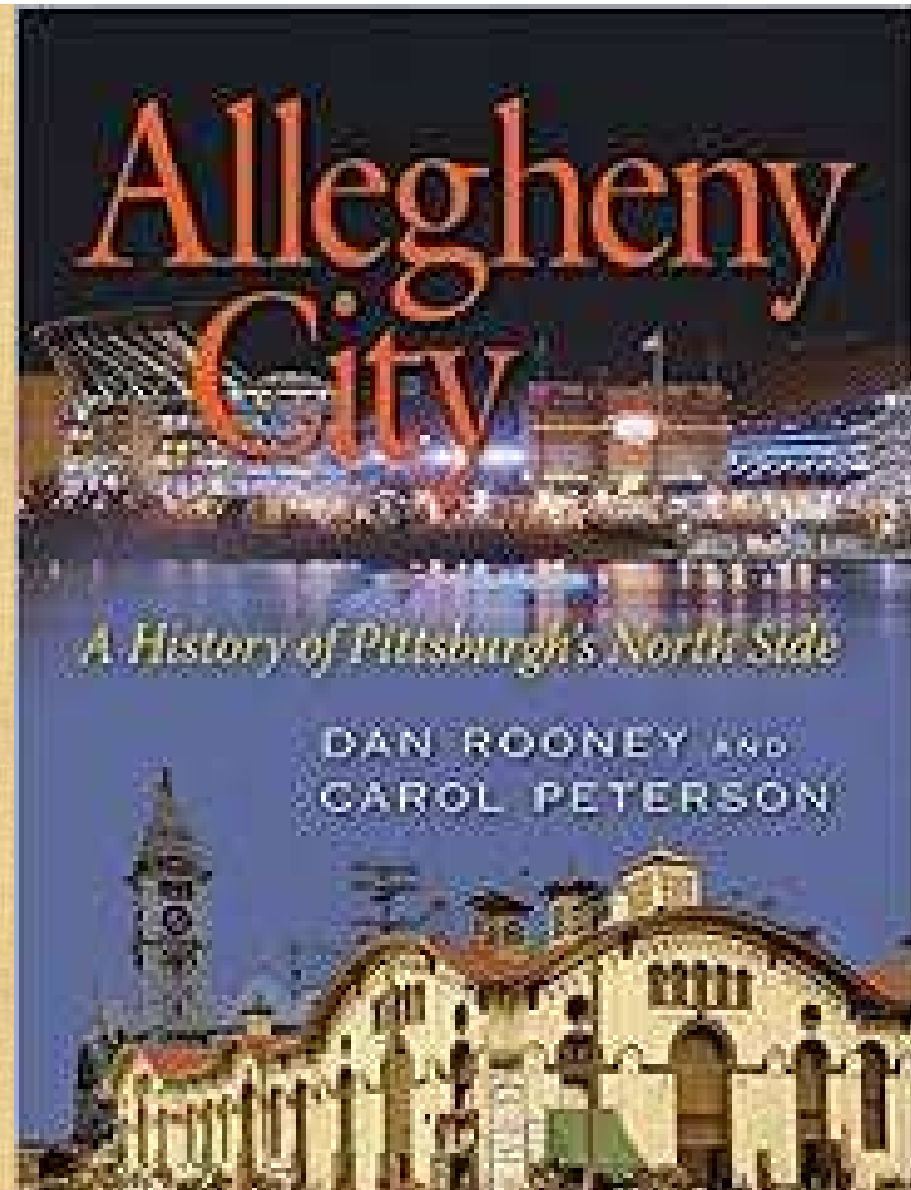


Ken Sajdak
Waukesha Freeman

Jeff Sajdak
Siouxland Explorers



Joe Elinich
Pittsburgh
Alleghenies





**SEITZ
DIVISION**

Aaron Anderson
Buffalo Mules



Steve Lyon
Hereford Highlanders



Gary Sibley
Wilderness Wraiths



Ed Hebscher
London Tecumsehs



**Krakov Kayakers
J.R. Richardson**



The End